



## CNC Tooling

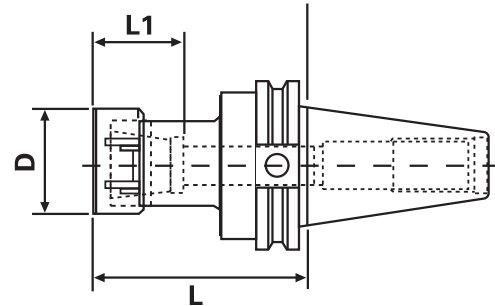
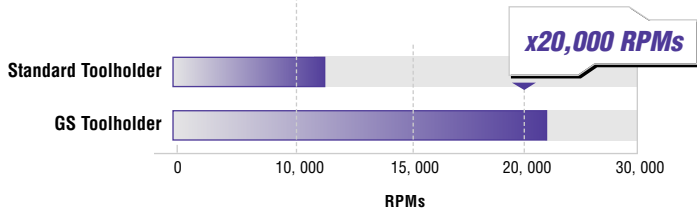
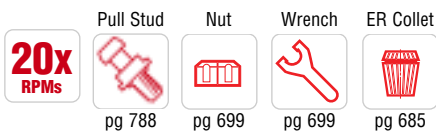
### CAT 40 TAPER ER COLLET CHUCKS

The ER COLLET SYSTEM is the only Clamping System with the flexibility to allow and combine drilling, reaming, milling, and tapping utilizing the same chuck, without sacrificing accuracy or rigidity.

- Factory Balanced to save spindle life, tool life and increased productivity
- Threaded through holes for a back-up screw (tool stop) or coolant through when removed
- Wrench not included



Each holder comes complete with certificate



CAT 40 TAPER ER COLLET CHUCKS							
Taper	Collet Series	Collet Range	L	L1	D	Code No.	Price \$
CT40	ER11	.019-.275"	2.50"	0.65"	0.75"	531-400	136.90
	ER11	.019-.275"	4.00"	0.65"	0.75"	531-402	136.90
	ER11	.019-.275"	6.00"	0.65"	0.75"	531-404	147.70
CT40	ER16	.019-.406"	2.50"	0.87"	1.26"	531-406	136.90
	ER16	.019-.406"	3.50"	0.87"	1.26"	531-408	136.90
	ER16	.019-.406"	4.00"	0.87"	1.26"	531-405	142.40
	ER16	.019-.406"	6.00"	0.87"	1.26"	531-410	147.70
CT40	ER20	.039-.511"	2.50"	1.06"	1.38"	531-412	137.90
	ER20	.039-.511"	4.00"	1.06"	1.38"	531-414	137.90
	ER20	.039-.511"	6.00"	1.06"	1.38"	531-416	151.50
CT40	ER25	.039-.629"	2.50"	1.18"	1.65"	531-418	143.00
	ER25	.039-.629"	4.00"	1.18"	1.65"	531-420	143.00
	ER25	.039-.629"	6.00"	1.18"	1.65"	531-422	157.10
CT40	ER32	.078-.787"	2.50"	1.34"	1.97"	531-421	145.90
	ER32	.078-.787"	3.13"	1.34"	1.97"	531-424	145.90
	ER32	.078-.787"	4.00"	1.34"	1.97"	531-423	151.20
	ER32	.078-.787"	5.00"	1.34"	1.97"	531-426	156.60
	ER32	.078-.787"	6.00"	1.34"	1.97"	531-425	162.00
CT40	ER40	.118-1.023"	2.50"	1.50"	2.48"	531-427	152.90
	ER40	.118-1.023"	3.13"	1.50"	2.48"	531-428	152.90
	ER40	.118-1.023"	4.00"	1.50"	2.48"	531-429	158.20
	ER40	.118-1.023"	5.00"	1.50"	2.48"	531-430	163.60
	ER40	.118-1.023"	6.00"	1.50"	2.48"	531-431	169.10

# ER COLLET CHUCKS



## CNC Tooling

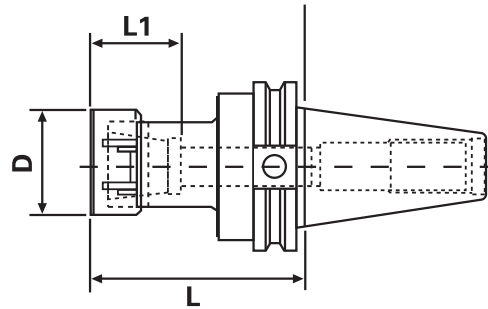
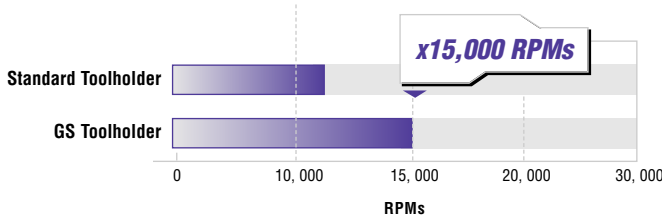
### CAT 50 TAPER ER COLLET CHUCKS

The ER COLLET SYSTEM is the only Clamping System with the flexibility to allow and combine drilling, reaming, milling, and tapping utilizing the same chuck, without sacrificing accuracy or rigidity.

- Factory Balanced to save spindle life, tool life and increased productivity
- Threaded through holes for a back-up screw (tool stop) or coolant through when removed
- Wrench not included

Each holder comes complete with certificate

<b>15x RPMs</b>	Pull Stud	Nut	Wrench	ER Collet
	pg 788	pg 699	pg 699	pg 685



CAT 50 TAPER ER COLLET CHUCKS								
Taper	Collet Series	Collet Range	L	L1	D	Code No.	Price \$	
CT50	ER16	.019-.406"	4.12"	0.87"	1.26"	531-432	203.70	
	ER16	.019-.406"	6.00"	0.87"	1.26"	531-434	220.70	
	ER16	.019-.406"	8.00"	0.87"	1.26"	531-436	253.40	
CT50	ER20	.039-.511"	2.50"	1.06"	1.38"	531-438	204.80	
	ER20	.039-.511"	4.00"	1.06"	1.38"	531-440	204.80	
	ER20	.039-.511"	6.00"	1.06"	1.38"	531-442	226.00	
	ER20	.039-.511"	8.00"	1.06"	1.38"	531-444	254.70	
CT50	ER25	.039-.629"	2.50"	1.18"	1.65"	531-446	209.80	
	ER25	.039-.629"	4.00"	1.18"	1.65"	531-448	209.80	
	ER25	.039-.629"	6.00"	1.18"	1.65"	531-450	226.20	
CT50	ER25	.039-.629"	8.00"	1.18"	1.65"	531-452	247.10	
	ER32	.078-.787"	4.00"	1.34"	1.97"	531-454	212.70	
	ER32	.078-.787"	6.00"	1.34"	1.97"	531-456	219.10	
CT50	ER32	.078-.787"	8.00"	1.34"	1.97"	531-458	263.50	
	ER40	.118-1.023"	4.00"	1.50"	2.48"	531-460	219.80	
	ER40	.118-1.023"	6.00"	1.50"	2.48"	531-462	236.80	
	ER40	.118-1.023"	8.00"	1.50"	2.48"	531-464	271.50	



## CNC Tooling

### BT TAPER ER COLLET CHUCKS

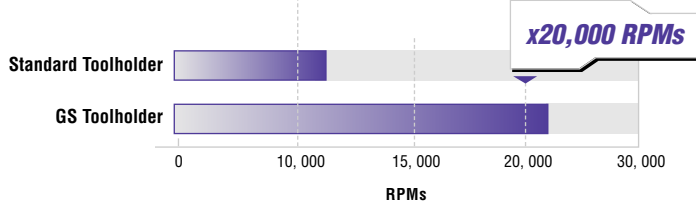
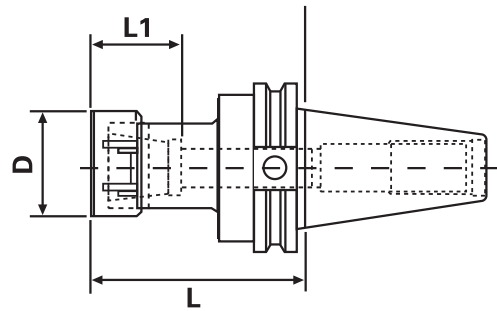
The ER COLLET SYSTEM is the only Clamping System with the flexibility to allow and combine drilling, reaming, milling, and tapping utilizing the same chuck, without sacrificing accuracy or rigidity.

- Factory Balanced to save spindle life, tool life and increased productivity
- Threaded through holes for a back-up screw (tool stop) or coolant through when removed
- Wrench not included



Each holder comes complete with certificate

BT 50	BT 30/40	Pull Stud	Nut	Wrench	ER Collet
<b>15x</b> RPMs	<b>20x</b> RPMs	pg 788	pg 699	pg 699	pg 685



BT TAPER ER COLLET CHUCKS							
Taper	Collet Series	Collet Range	L	L1	D	Code No.	Price \$
BT30	ER11	.019-.275"	2.00"	0.65"	0.75"	532-150	130.20
	ER11	.019-.275"	4.00"	0.65"	0.75"	532-152	130.20
BT30	ER16	.019-.406"	2.36"	0.87"	1.26"	532-154	130.20
	ER16	.019-.406"	4.00"	0.87"	1.26"	532-156	130.20
	ER16	.019-.406"	5.00"	0.87"	1.26"	532-158	136.60
	ER16	.019-.406"	6.00"	0.87"	1.26"	532-160	136.60
BT30	ER20	.039-.511"	2.50"	1.06"	1.38"	532-162	131.10
	ER20	.039-.511"	4.00"	1.06"	1.38"	532-164	131.10
BT30	ER25	.039-.629"	2.00"	1.18"	1.65"	532-166	136.00
	ER25	.039-.629"	4.00"	1.18"	1.65"	532-168	136.00
	ER32	.078-.787"	3.00"	1.34"	1.97"	532-170	138.80
BT30	ER32	.078-.787"	5.00"	1.34"	1.97"	532-172	148.90
	ER11	.019-.275"	2.50"	0.65"	0.75"	532-174	136.90
BT40	ER11	.019-.275"	4.00"	0.65"	0.75"	532-176	136.90
	ER11	.019-.275"	6.00"	0.65"	0.75"	532-178	147.70
	ER16	.019-.406"	3.50"	0.87"	1.26"	532-180	136.90
BT40	ER16	.019-.406"	5.00"	0.87"	1.26"	532-182	147.70
	ER20	.039-.511"	2.50"	1.06"	1.38"	532-184	137.90
BT40	ER20	.039-.511"	4.00"	1.06"	1.38"	532-186	155.10
	ER20	.039-.511"	6.00"	1.06"	1.38"	532-188	151.50
	ER25	.039-.629"	2.25"	1.18"	1.65"	532-190	143.00
	ER25	.039-.629"	4.00"	1.18"	1.65"	532-192	143.00
BT40	ER25	.039-.629"	6.00"	1.18"	1.65"	532-194	161.10
	ER32	.078-.787"	3.13"	1.34"	1.97"	532-196	145.90
	ER32	.078-.787"	5.00"	1.34"	1.97"	532-198	156.60
BT40	ER40	.118-1.023"	3.13"	1.50"	2.50"	532-200	152.90
	ER40	.118-1.023"	5.00"	1.50"	2.50"	532-202	163.60
BT50	ER16	.019-.406"	2.50"	0.87"	1.26"	532-203	203.70
	ER16	.019-.406"	4.00"	0.87"	1.26"	532-204	220.70
BT50	ER25	.039-.629"	2.75"	1.18"	1.65"	532-205	209.80
	ER25	.039-.629"	4.00"	1.18"	1.65"	532-206	209.80




# ER COLLET CHUCKS

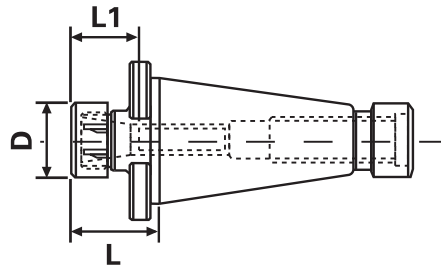



## Standard Tooling

### NMTB TAPER ER COLLET CHUCKS

- Wrench not included

Nut	Wrench	ER Collet
		
pg 699	pg 699	pg 685





### NMTB TAPER ER COLLET CHUCKS

Taper	Collet Series	Collet Range	L	L1	D	Code No.	Price \$
NMTB40	ER11	.019-.275"	2.00"	0.65"	0.75"	534-350	<b>130.20</b>
NMTB40	ER16	.019-.406"	1.77"	0.87"	1.26"	534-352	<b>130.20</b>
NMTB40	ER25	.039-.629"	2.00"	1.18"	1.65"	534-354	<b>136.00</b>
NMTB50	ER16	.019-.406"	2.00"	0.87"	1.26"	534-356	<b>181.30</b>
NMTB50	ER25	.039-.629"	2.00"	1.18"	1.65"	534-358	<b>196.30</b>

## Standard Tooling

### R8 ER COLLET CHUCKS

Nut	Wrench	ER Collet
		
pg 699	pg 699	pg 685



### R8 ER COLLET CHUCKS

Taper	Collet Series	Collet Range	L	L1	D	Code No.	Price \$
R8	ER16	.019-.406"	1.25"	2.83"	1.25"	534-360	<b>99.60</b>
R8	ER20	.039-.511"	2.00"	1.50"	1.38"	534-362	<b>99.60</b>
R8	ER25	.039-.629"	2.50"	1.64"	1.66"	534-364	<b>103.30</b>