



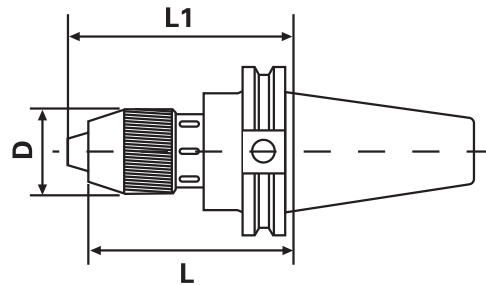
### Integral Shank




#### Drill Chucks

### CAT TAPER INTEGRAL KEYLESS DRILL CHUCKS

These chucks provide exceptionally high torque - up to three times the gripping strength of conventional drill chuck / taper holder combinations. The design eliminates any possibility of chuck / holder misalignment, and it assures separation safety

. They also feature a corrosion-resisting surface treatment to assure durability.



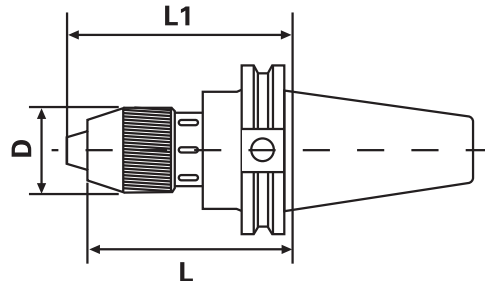
 Pull Stud  
pg 788
  Wrench  
pg 744
  Replacement Drill Chuck  
pg 744




| CAT TAPER INTEGRAL KEYLESS DRILL CHUCKS |          |       |       |       |          |          |
|---|----------|-------|-------|-------|----------|----------|
| Taper                                   | Capacity | L     | L1    | D     | Code No. | Price \$ |
| CT40                                    | 1/4"     | 3.35" | 3.59" | 1.34" | 531-480  | 202.90   |
| CT40                                    | 1/2"     | 4.16" | 4.61" | 1.97" | 531-482  | 202.90   |
| CT50                                    | 1/2"     | 4.16" | 4.61" | 1.97" | 531-484  | 281.80   |

### BT TAPER INTEGRAL KEYLESS DRILL CHUCKS

These chucks provide exceptionally high torque - up to three times the gripping strength of conventional drill chuck / taper holder combinations. The design eliminates any possibility of chuck / holder misalignment, and it assures separation safety

. They also feature a corrosion-resisting surface treatment to assure durability.



 Pull Stud  
pg 788
  Wrench  
pg 744
  Replacement Drill Chuck  
pg 744

| BT TAPER INTEGRAL KEYLESS DRILL CHUCKS |          |       |       |       |          |          |
|--|----------|-------|-------|-------|----------|----------|
| Taper                                  | Capacity | L     | L1    | D     | Code No. | Price \$ |
| BT30                                   | 1/4"     | 2.76" | 3.00" | 1.34" | 532-210  | 253.60   |
| BT30                                   | 1/2"     | 3.53" | 3.98" | 1.97" | 532-212  | 202.90   |
| BT40                                   | 1/4"     | 2.96" | 3.19" | 1.34" | 532-214  | 202.90   |
| BT40                                   | 1/2"     | 3.73" | 4.18" | 1.97" | 532-216  | 202.90   |
| BT50                                   | 1/2"     | 4.35" | 4.85" | 2.00" | 532-217  | 281.80   |
| BT50                                   | 5/8"     | 5.03" | 5.50" | 2.25" | 532-219  | 294.80   |