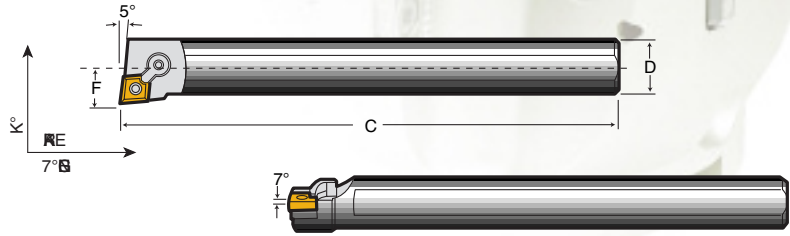
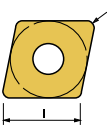








MCLNR/L



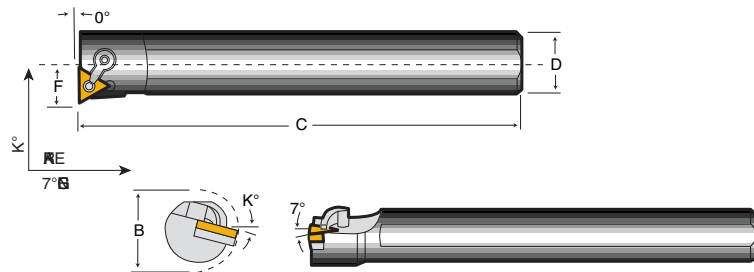
REVERSE
ET OPPOSITE

| Ref | Holder Style | | Application | | | | Inserts | Parts | | | | |
|--------------------------------|-----------------------------|----------|--|----------|----------------|--------------|--|--|--|---|--|----------------------------|
| Comment | L style, Approach Angle 95° | | Facing, Through hole, Blind hole machining | | | |  |  Clamp |  Clamp Screw |  Shim |  Pin | |
| Designation | Code # | | Min. Bore | C | D | F | | | | | | K° |
| S12U-MCLNR/L3 S16T-MCLNR/L3 | Right | Price \$ | Left | Price \$ | 0.930 1.200 | 14.0 12.0 | 0.750 1.0 | 0.500 0.640 | | | | NL-44 146-985 \$3.70 |
| S16T-MCLNR/L4 | 145-872 | 137.90 | 145-871 | 315.90 | 1.280 | 12.0 | 1.0 | 0.640 | 14° | | | NL-46 |
| S20U-MCLNR/L4 | 145-874 | 188.40 | 145-873 | 337.40 | 1.530 | 14.0 | 1.25 | 0.765 | 14° | | | 146-912 |
| S24U-MCLNR/L4 | 145-884 | 507.10 | 145-762 | 362.90 | 1.780 | 14.0 | 1.50 | 0.890 | 11° | | | 146-912 |
| S32V-MCLNR/L4 | 147-270 | 596.90 | | | 2.400 | 16.0 | 2.00 | 1.281 | 11° | | | \$2.60 |

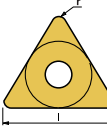




P. 338-343

Boring Bars

MTFNR

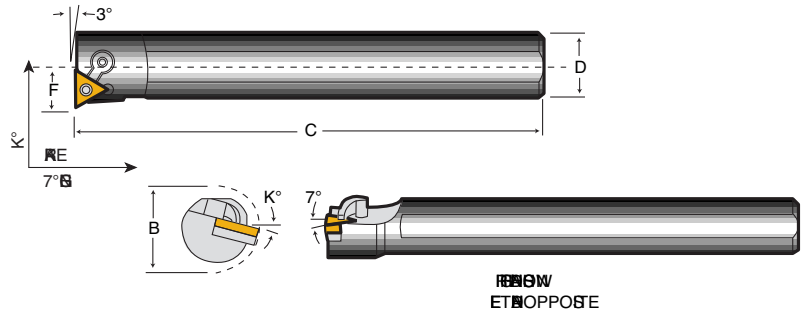


REVERSE
ET OPPOSITE

| Ref | Holder Style | | Application | | | | Inserts | Parts | | | | |
|--------------|-------------------------------|--------|--|---|-------|------|--|--|--|---|--|---------|
| Comment | F Style 90° End cutting angle | | Facing, Through hole, Blind hole machining | | | |  |  Clamp |  Clamp Screw |  Shim |  Pin | |
| Designation | Code # | | Min. Bore | C | D | F | | | | | | K° |
| S20U-MTFNR-4 | 147-271 | 101.70 | | | 1.470 | 14.0 | 1.250 | 0.765 | 10° | | | NL-46 |
| S32U-MTFNR-4 | 145-882 | 596.90 | | | 2.562 | 14.0 | 2.0 | 1.281 | 11° | | | 146-912 |

P. 364-369

MTUNR

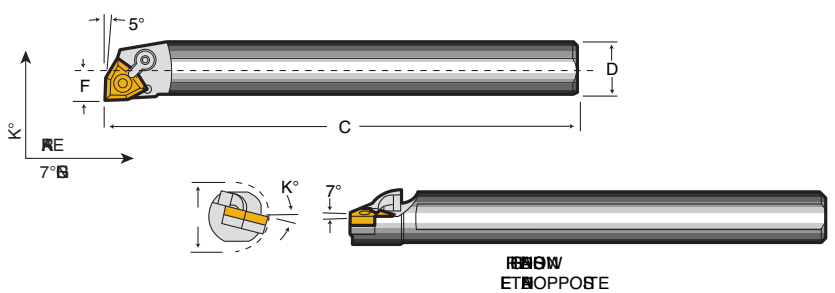


Boring Bars

| Ref | Holder Style | | Application | | | | | | | Inserts | Parts | | | |
|----------------|---------------------------------|----------------|--|-------|------|-------|-------|-------|---------------------------|-----------------------------|-------------------------------|----------------------------|--|--|
| Comment | Neg. 3° edge cutting edge angle | | Facing, Through hole, Blind hole machining | | | | | | | TNMG 43□ | | | | |
| Designation | Code # Right | Code # Left | Min. Bore | C | D | F | K° | Clamp | Clamp Screw | | Shim | Pin | | |
| S24U-MTUNR/L-4 | 145-772 | 507.10 | | 2.000 | 14.0 | 1.500 | 1.125 | 11° | CL-9 146-916 \$6.10 | XNS-59 146-921 \$1.50 | ITSN-432 146-901 \$6.10 | NL-46 146-912 \$2.60 | | |
| S32U-MTUNR/L-4 | 145-883 | 673.60 | | 2.562 | 14.0 | 2.0 | 1.281 | 11° | | | | | | |

P. 364-369

MWLNRL



| Ref | Holder Style | | Application | | | | | | | Inserts | Parts | | | |
|---------------|-----------------------------|----------------|--|--------|-------|------|------|-------|-------------|----------------------------|-----------------------------|-------------------------------|----------------------------|--|
| Comment | L style, Approach Angle 95° | | Facing, Through hole, Blind hole machining | | | | | | | WNMG 43□ | | | | |
| Designation | Code # Right | Code # Left | Min. Bore | C | D | F | K° | Clamp | Clamp Screw | | Shim | Pin | | |
| S16T-MWLNRL-4 | 145-881 | 137.90 | 145-879 | 309.80 | 1.280 | 12.0 | 1.0 | .640 | 14° | CL-20 146-918 \$6.10 | XNS-48 146-922 \$1.50 | IWSN-432 146-906 \$9.60 | NL-44 146-985 \$3.70 | |
| S20U-MWLNRL-4 | 145-877 | 188.40 | 145-878 | 356.00 | 1.530 | 14.0 | 1.25 | .765 | 14° | | | | | |
| S24U-MWLNRL-4 | 145-865 | 419.91 | 145-880 | 388.80 | 1.780 | 14.0 | 1.50 | .890 | 11° | CL-6 146-915 \$6.10 | XNS-48 146-922 \$1.50 | IWSN-432 146-906 \$9.60 | NL-46 146-912 \$2.60 | |

P. 373-378