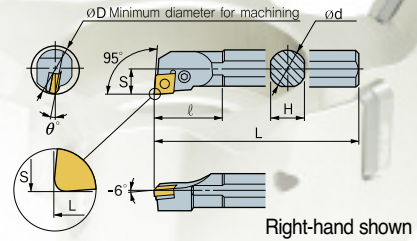
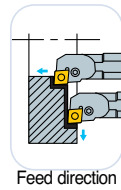


# LEVER LOCK SYSTEM



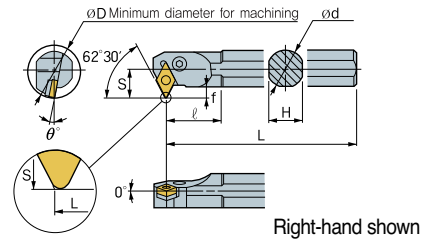
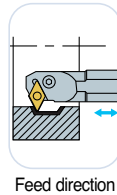
## PCLNR/L



Ref	Holder Style		Application		Inserts		Parts									
Comment	L style, Approach Angle 95°		Facing, Through hole, Blind hole machining													
Designation	Code #		Code #		$\phi D$	$\phi d$	H	L*	S*	$\theta^\circ$	l	Screw	Wrench	Lever	Shim	Shim Pin
	Right	Price \$	Left	Price \$												
S16T-PCLNR/L4	145-903	96.10	145-904	137.50	1.200	1.000	0.921	12.0	0.640	-12°	1.575	VHX0821	HW30L	LV4	SC42B	SP4
S20U-PCLNR/L4	145-905	116.90	145-906	174.30	1.470	1.250	1.171	14.0	0.765	-10°	1.969	146-925	146-953	146-924	146-943	146-928
S24V-PCLNR/L4	145-907	147.90	145-908	219.80	1.760	1.500	1.382	16.0	0.890	-10°	2.165	\$8.10	\$2.40	\$12.90	\$7.70	\$3.70

P. 338-343

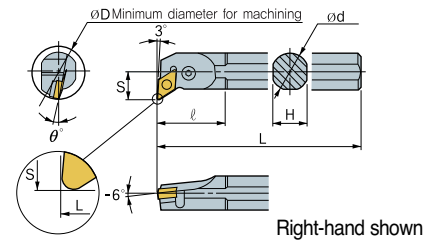
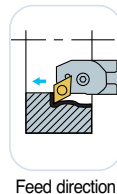
## PDSNR/L



Ref	Holder Style		Application		Inserts		Parts									
Comment	S style, Approach Angle 62° 30'		Copying, Through hole machining													
Designation	Code #		Code #		$\phi D$	$\phi d$	H	L*	S*	$\theta^\circ$	l	Screw	Wrench	Lever	Shim	Shim Pin
	Right	Price \$	Left	Price \$												
S20U-PDSNR/L4	145-909	116.90			1.705	1.250	1.171	14.0	1.000	-11°	1.772	VHX0821	HW30L	LV4	SD42	SP4
S24V-PDSNR/L4	145-910	147.90			2.000	1.500	1.382	16.0	1.125	-11°	1.693	146-925	146-953	146-924	146-927	146-928
												\$8.10	\$2.40	\$12.90	\$9.60	\$3.70

P. 345-350

## PDUNR/L

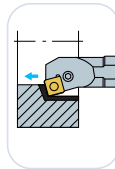


Ref	Holder Style		Application		Inserts		Parts									
Comment	U style, Approach Angle 93°		Copying, Through hole, Blind hole machining													
Designation	Code #		Code #		$\phi D$	$\phi d$	H	L*	S*	$\theta^\circ$	l	Screw	Wrench	Lever	Shim	Shim Pin
	Right	Price \$	Left	Price \$												
S20U-PDUNR/L 4	145-911	116.90			1.705	1.250	1.171	14.0	1.000	-16°	1.969	VHX0617	HW25L	LV3	SD42	SP4
S24V-PDUNR/L 4	145-912	147.90			2.000	1.500	1.382	16.0	1.125	-11°	1.969	146-926	146-956	146-923	146-927	146-928
												\$7.30	\$1.90	\$11.90	\$9.60	\$3.70

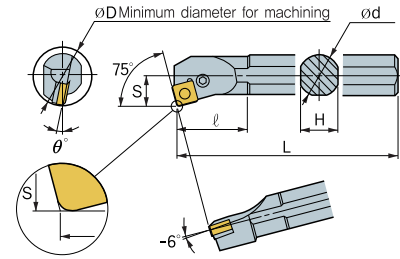
P. 345-350

Boring Bars

### PSKNR/L



Feed direction



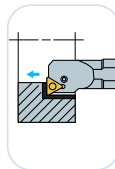
Right-hand shown

Boring Bars

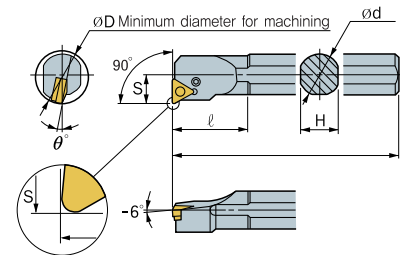
Ref	Holder Style		Application		Inserts						Parts					
Comment	K style, Approach Angle 75°		Through hole machining													
Designation	Code #		Code #		$\phi D$	$\phi d$	H	L*	S*	$\theta^\circ$	l	Screw	Wrench	Lever	Shim	Shim Pin
	Right	Price \$	Left	Price \$												
S16T-PSKNR/L 4	145-913	96.10	145-914	96.10	1.200	1.000	0.921	12.0	0.640	-12°	1.654	VHX0613A 146-941 \$10.80	HW25L 146-956 \$1.90	LV4A 146-942 \$13.90	-	-
S20U-PSKNR/L 4	145-915	116.90	145-916	116.90	1.470	1.250	1.171	14.0	0.765	-10°	1.969	SN□□43□ VHX0821 146-925 \$8.10	HW30L 146-953 \$2.40	LV4 146-924 \$12.90	SS42B 146-973 \$7.70	SP4 146-928 \$3.70
S24V-PSKNR/L 4	145-917	147.90	145-918	147.90	1.760	1.500	1.382	16.0	0.890	-10°	2.165	VHX0613A 146-941 \$10.80	HW25L 146-956 \$1.90	LV4A 146-942 \$13.90	-	-

P. 355-359

### PTFNR/L



Feed direction



Right-hand shown

Ref	Holder Style		Application		Inserts						Parts					
Comment	F style, Approach Angle 90°		Copying, Through hole, Blind hole machining													
Designation	Code #		Code #		$\phi D$	$\phi d$	H	L*	S*	$\theta^\circ$	l	Screw	Wrench	Lever	Shim	Shim Pin
	Right	Price \$	Left	Price \$												
S16T-PTFNR/L 2					0.77	0.625	0.586	8.0	0.406	-14°	1.102	VHX0509B HW20L 146-954 \$1.90	LV2	-	-	
S12S-PTFNR/L 2					0.93	0.750	0.671	10.0	0.500	-12°	1.220					
S16T-PTFNR/L 2					1.20	1.000	0.921	12.0	0.640	-10°	1.378	TN□□33□ VHX0512B 146-976 \$13.70	HW20L 146-954 \$1.90	LV3B 146-975 \$13.10	-	-
S16T-PTFNR/L 3	145-919	96.10	145-920	96.10	1.200	1.000	0.921	12.0	0.640	-12°	1.575					
S20U-PTFNR/L 3	145-921	116.90			1.470	1.250	1.171	14.0	0.765	-10°	1.969	VHX0617 146-926 \$7.30	HW25L 146-956 \$1.90	LV3 146-923 \$11.90	ST317B 146-974 \$7.70	SP3 146-929 \$3.70
S24V-PTFNR/L 3	145-923	147.90			1.760	1.500	1.382	16.0	0.890	-10°	2.165	VHX0512B 146-976 \$13.70	HW20L 146-954 \$1.90	LV3B 146-975 \$13.10	-	-

P. 364-369