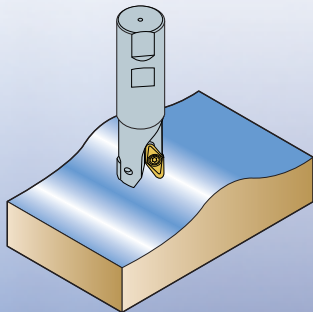


Special Features of Alumi Mill

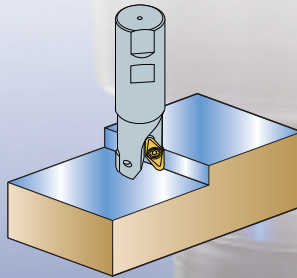
1. Mirror face of insert top provide smooth chip flow and prevent build-up-edge.
2. High rake angle of cutting edge provide high quality surface finish through reduce cutting force.
3. Square shouldering and contouring is available.
4. Rigid cutter allow high speed machining.
5. Suitable for high speed machining which provide high productivity.
6. Precise ground insert and high rake angle reduce cutting force significantly.



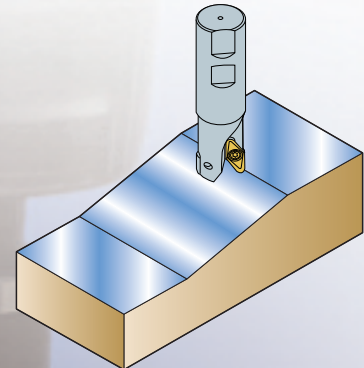
Machining Examples of Alumi Mill



Contouring



Square shouldering



Ramping