




EDGE AND CENTRE FINDERS

- Edge and Centre Finders are time saving positioning tools for use on jig boring, milling machines etc. These are used for accurate locating work edges, shoulders, grooves, centre points and scribed lines.

EDGE AND CENTRE FINDERS				
Model	Tip Dia.	Shank Dia.	Code No.	Price \$
CENTRE FINDER				
EF/3	—	1/2	231-302	13.40
EF/9	—	3/8	231-304	13.10
COMBINATION EDGE & CENTRE FINDER				
EF/6	.200	3/8	231-306	14.50
EF/5	.200	1/2	231-308	15.30
EDGE FINDER				
EF/1	.200	3/8	231-310	11.30
EF/4	.200	1/2	231-312	13.40
EF/11	10mm	3/8	231-314	13.40
EF/8	1/2	1/2	231-316	13.10
DOUBLE EDGE FINDER				
EF/7	.200	1/2	231-318	14.50



Edge Finders

- Made from precision ground tool steel
- Hardened and ground
- Accurately locates starting point for all types of machine work and jig boring



EDGE FINDERS			
Model No.	Size (in)	Code No.	Price \$
4200-038	3/8 x .200 tip	606-320	9.10
4200-039	1/2 x .200 tip	606-322	10.80
4200-077	1/2 x .500 tip	606-324	10.40
4200-080	10 mm x 10 mm	606-326	10.10
4200-081	3/8 x 10 mm tip	606-328	19.30

CENTRE FINDERS

Centre Finders


- Made from precision ground tool steel
- Hardened and ground
- Accurately determines centres



CENTRE FINDERS			
Model No.	Size (in)	Code No.	Price \$
4200-040	3/8 x .375 tip	606-330	10.40
4200-041	1/2 x .500 tip	606-332	10.80


COMBINATION EDGE AND CENTRE FINDERS

- Made from precision ground tool steel
- Hardened and ground
- Accurately locates edges and determines centres
- One end has point for centre finding
- One end has .200" diameter for shoulder and slot work



■ COMBINATION EDGE AND CENTRE FINDERS			
Model No.	Size (in)	Code No.	Price \$
4200-073	3/8 x .200 tip	606-334	11.60
4200-074	1/2 x .200 tip	606-336	12.20

DOUBLE EDGE FINDER

- Made from precision ground tool steel
- Hardened and ground
- Accurately locates round or flat work



■ DOUBLE EDGE FINDER			
Model No.	Size (in)	Code No.	Price \$
4200-076	1/2 x .200 tip	606-338	11.60

CENTRE FINDER

- Satin chrome finish
- Accurately and quickly locates centre on round workpieces
- Place tool in drill chuck or collet and line up pointer with line scribed on shaft



■ CENTRE FINDER			
Model No.	Size (in)	Code No.	Price \$
4200-100	Centre finder	606-340	24.10

WIGGLER SETS, PROTRACTORS



WIGGLER OR CENTRE FINDER

Comes with four interchangeable attachments. They can be snapped onto the chuck without removing the collet. Spring tension on the ball of the point.



WIGGLER OR CENTRE FINDER

Description	Code No.	Price \$
Centre Finder complete with 4 attachmentsWCF/WZ-6	231-300	32.70

WIGGLER SETS

- Made from Precision Ground Tool Steel
- Includes offset indicator holder and improved chuck design for holding attachments
- Attachments readily interchangeable
- Tool adapts to countless applications
- Attachments snap into chuck and clamp to ball swivel joint which permits adjustments to angular positions or true concentricity




WIGGLER SETS

Model No.	Description	Code No.	Price \$
4100-004	5 pc. Wiggler Set	606-224	26.20

DEGREE PROTRACTORS

This stainless steel protractor comes with either a semi-circular or a rectangular head. The head has permanently deep etched graduations, 0 to 180° in opposite directions thus permitting reading an angle directly and also its supplement.

The 6" (150 mm) blade has a graduation line on one end that permits accurate setting and reading of angles.



DEGREE PROTRACTORS

Type	Code No.	Price \$
Round	231-266	16.40
Rectangular	231-268	17.80