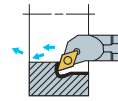
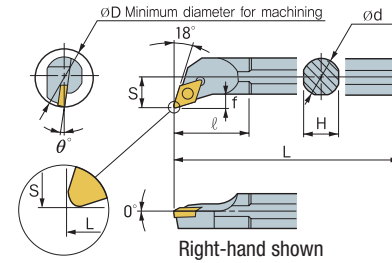


## SDQCR



Feed direction



Ref	Holder Style				Application							Inserts	Parts		
Comment	Q Style, Approach Angle 108°				Facing, Through Hole, Blind Hole Machining										
Designation	Code #		Code #		ØD	Ød	H	L	S	θ°	l				f
	Right	Price \$	Left	Price \$											
S12S-SDQCR 3	145937	173.76			0.980	0.750	0.671	10.0	0.562	-6°	1.260	0.177	DC □ T 32.5 □	FTGA03508 146931 \$ 14.82	TW15P 146940 \$ 17.45
S16T-SDQCR 3	145938	203.61			1.300	1.000	0.921	12.0	0.750	-6°	1.260	0.276		FTGA03510 146957 \$ 13.86	

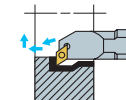
➤ P. E14

## SDUCR

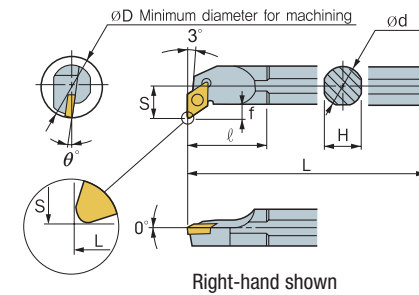


Kits Also Available

➤ P. E171



Feed direction



Ref	Holder Style				Application							Inserts	Parts		
Comment	U Style, Approach Angle 93°				Facing, Through Hole, Blind Hole Machining										
Designation	Code #		Code #		ØD	Ød	H	L	S	θ°	l				f
	Right	Price \$	Left	Price \$											
S06M-SDUCR 2	145939	108.02			0.600	0.375	0.336	6.0	0.375	-8°		0.098	DC □ T 21.5 □	FTKA02565 146930 \$ 14.61	TW07P 146939 \$ 16.73
S08M-SDUCR 2	145940	97.03			0.730	0.500	0.461	6.0	0.437	-8°	0.866	0.138			
S10R-SDUCR 2	145941	117.61			0.850	0.625	0.586	8.0	0.500	-6°	1.063	0.157			
S12S-SDUCR 3	145942	173.76			0.980	0.750	0.671	10.0	0.562	-6°	1.575	0.169	DC □ T 32.5 □	FTGA03508 146931 \$ 14.82	TW15P 146940 \$ 17.45
S16T-SDUCR 3	145943	277.36			1.300	1.000	0.921	12.0	0.750	-6°	1.811	0.268		FTGA03510 146957 \$ 13.86	
Carbide Shank													DC □ T 21.5 □	FTKA02565 146930 \$ 14.61	TW07P 146939 \$ 16.73
C06-SDUCR-2	147301	651.17			0.600	0.375	0.336	6.0	0.375	-8°		0.098			

➤ P. E14