

Precision Parallel Sets

- Hardened and ground high grade alloy steel
- Hardness 52-58 HRC
- 6" length
- Absolute heights are nominal
- Supplied in durable plastic case
- Width Accuracy: $\pm 0.0008"$ Length Accuracy: $\pm 0.0006"$



Description	Range	Parallelism	Paired Accuracy	Code No.	Price \$
8 Pair 1/2"	7/8" to 1-3/4" x 1/8"	$\pm 0.0003"$	$\pm 0.0003"$	7607080	285.71
9 Pair 1/4"	3/4" to 1-3/4" x 1/8"	$\pm 0.0002"$	$\pm 0.0002"$	7607090	270.43
10 Pair 1/8"	1/2" to 1-5/8" x 1/8"	$\pm 0.0002"$	$\pm 0.0002"$	7607100	171.40
10 Pair 1/32"	1/2" to 1-5/8" x 1/8"	$\pm 0.0002"$	$\pm 0.0002"$	7607101	128.21

Precision Parallel Sets

- Matched pairs
- Made of high grade steel alloy
- Hardened and ground
- Tolerance $\pm 0.0003"$



Model No.	Dimensions per Pair	Code No.	Price \$
DK 32-045	3/16 x 1 x 6, 3/16 x 1-1/4 x 6, 3/16 x 1-1/2 x 6, 3/16 x 1-3/4 x 6	230850	110.75
DK 32-012	3/16 x 1 x 6, 3/16 x 1-1/4 x 6, 1/2 x 1-1/2 x 6, 1/2 x 1-3/4 x 6	230853	104.74
DK 32-050	1/2 x 1 x 6, 1/2 x 1-1/4 x 6, 1/2 x 1-1/2 x 6, 1/2 x 1-3/4 x 6	230855	123.75
DK 32-064	1/4 x 3/4 x 6, 1/4 x 7/8 x 6, 1/4 x 1 x 6, 1/4 x 1-1/8 x 6, 1/4 x 1-3/8 x 6, 1/4 x 1-1/2 x 6, 1/4 x 1-5/8 x 6, 1/4 x 1-3/4 x 6	230857	202.97
DK 32-073	1/2 x 7/8 x 6, 1/2 x 1 x 6, 1/2 x 1-1/8 x 6, 1/2 x 1-1/4 x 6, 1/2 x 1-3/8 x 6, 1/2 x 1-5/8 x 6, 1/2 x 1-3/4 x 6	230860	183.11

Steel Parallel Set

All 10 Pairs Including Fitted Case

- Thin style, 1/8" thick
- Matched pairs
- Made of high grade steel alloy
- Hardened and ground
- Tolerance $\pm 0.0003"$



Width	Height	Length
1/8"	1/2"	6
1/8"	5/8"	6
1/8"	3/4"	6
1/8"	7/8"	6
1/8"	1"	6
1/8"	1-1/8"	6
1/8"	1-1/4"	6
1/8"	1-3/8"	6
1/8"	1-1/2"	6
1/8"	1-5/8"	6




Code No.: 230863

Price \$: 116.39

Ultra Precision Wavy Parallel Set

- Made of high quality spring steel, hardened, stress relieved, and precision ground
- Parallel within $\pm 0.0002"$, paired $\pm 0.0002"$
- Includes 9 pairs 4-1/4" long with the following heights: 1/2, 5/8, 3/4, 7/8, 1, 1-1/8, 1-1/4, 1-3/8, 1-1/2
- Shims can be compressed, useful for the holding of thin parts



Description	Code No.	Price \$
Ultra Precision Wavy Parallel Set	7607660	161.69

Precision Thin Steel Parallels

- Thin style, 1/8" thick
- Sold in matched pairs
- Made of high grade alloy steel
- Hardened and ground
- 2 holes in each parallel
- Accuracy: $\pm 0.0002"$ parallelism in height $\pm 0.001"$ to size in height



W x H x L	Hole Size	Code No.	Price \$
1/8 x 1/2 x 6"	13/64"	230200	16.36
1/8 x 5/8 x 6"	1/4"	230205	17.78
1/8 x 3/4 x 6"	5/16"	230210	17.78
1/8 x 7/8 x 6"	5/16"	230215	17.78
1/8 x 1 x 6"	5/16"	230220	17.53
1/8 x 1-1/8 x 6"	3/8"	230225	15.68
1/8 x 1-1/4 x 6"	3/8"	230230	17.78
1/8 x 1-3/8 x 6"	7/16"	230235	17.78
1/8 x 1-1/2 x 6"	1/2"	230240	17.78
1/8 x 1-5/8 x 6"	1/2"	230245	17.78

2-Way Steel Parallels — Matched Pairs



- Made of tool steel, hardened to 58-62 HRC and ground in matched pairs on two side
- Provides an economical alternative to 4-way ground parallels, when only two parallel sides required
- Size tolerance of the ground height is $\pm 0.001"$ while being held to a total of 0.0001" between the pieces of a matched pair
- Total parallelism over the 6" length is 0.0001"




Model No.	Length	Width	Height	Weight (lb)	Code No.	Price \$
TWP-001	6"	1/4	3/8	1	251786	152.25
TWP-002	6"	1/4	7/16	1	251788	152.25
TWP-003	6"	1/4	1/2	1	251789	152.25
TWP-004	6"	1/4	9/16	1	251790	152.25
TWP-005	6"	1/4	5/8	1	251792	152.25
TWP-006	6"	1/4	11/16	1	251793	152.25
TWP-007	6"	1/4	3/4	1	251794	152.25
TWP-008	6"	1/4	13/16	1	251795	152.25
TWP-009	6"	1/4	7/8	1	251796	152.25
TWP-010	6"	1/4	15/16	2	251797	152.25
TWP-011	6"	1/4	1"	2	251798	152.25
TWP-012	6"	1/4	1-1/16	2	251799	152.25
TWP-013	6"	1/4	1-1/8	2	251800	152.25
TWP-014	6"	1/4	1-3/16	2	251801	152.25
TWP-015	6"	1/4	1-1/4	2	251802	152.25
TWP-016	6"	1/4	1-5/16	2	251803	152.25
TWP-017	6"	1/4	1-3/8	2	251804	152.25
TWP-018	6"	1/4	1-7/16	2	251805	152.25
TWP-019	6"	1/4	1-1/2	2	251806	152.25
TWP-020	6"	1/4	1-9/16	2	251807	152.25
TWP-021	6"	1/4	1-5/8	2	251808	152.25
TWP-022	6"	1/4	1-11/16	2	251809	152.25
TWP-023	6"	1/4	1-3/4	2	251810	152.25
TWP-024	6"	1/4	1-13/16	2	251811	152.25
TWP-025	6"	1/4	1-7/8	2	251812	152.25
TWP-026	6"	1/4	1-15/16	2	251813	152.25
TWP-027	6"	1/4	2"	2	251814	152.25

2-Way Steel Parallels — Sets of Matched Pairs



- Includes matched pairs 6" long x 1/4" wide in 1/16" height increments
- Furnished in a wooden holder, marked with sizes




Model No.	Pairs/Set	Size Range	Weight (lb)	Code No.	Price \$
TWP9-SET-A	9	3/8 through 7/8	9	251815	1,393.45
TWP9-SET-B	9	15/16 through 1-7/16	13	251816	1,393.45
TWP9-SET-C	9	1-1/2 through 2"	18	251817	1,393.45
TWP22-SET	22	1/2 through 1-13/16	30	251818	3,374.15

4-Way Steel Parallels — Sets of Matched Pairs



- Each set includes four pairs of parallels in the sizes shown
- Furnished in a wooden holder marked with sizes
- Parallel specifications same as for matched pairs of the same size



Model No.	Pairs/Set	Size Range	Weight (lb)	Code No.	Price \$
P4W-SET-A	4	6x1/4x1/2, 6x1/4x3/4, 6x1/2x3/4, 6x1/2x1	6	251847	1,895.15
P4W-SET-B	4	8x1/2x1, 8x3/4x1, 12x3/4x1, 12x1x2	30	251848	4,135.40