
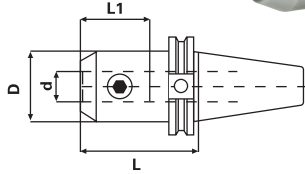


CAT50 End Mill Holders



- DIN coolant option - standard
- All ground body, bore, nose, flange
- TIR, 0.0001" / 0.003mm OD to ID
- AT2 Taper Accuracy
- Certified Steel
- RFID chip hole



PREMIUM BALANCE
G6.3 at 25,000rpm
CERTIFICATE INCLUDED

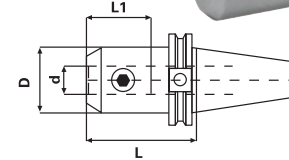

Taper	Hole Dia. (d)	Gauge Length (L)	L1	D	Set Screw	Code No.	Price \$
CT50	1/4	1.38*	0.71	0.79	1/4-28	531082	194.37
CT50	1/4	2.50	1.18	0.79	1/4-28	531084	194.37
CT50	1/4	4.00	1.18	0.79	1/4-28	531086	224.92
CT50	1/4	6.00	1.18	0.79	1/4-28	531088	254.07
CT50	1/4	8.00	1.18	0.79	1/4-28	531090	338.77
CT50	5/16	2.50	1.18	0.87	5/16-24	531092	194.37
CT50	5/16	4.00	1.18	0.87	5/16-24	531094	224.92
CT50	5/16	6.00	1.18	0.87	5/16-24	531096	254.07
CT50	3/8	1.38*	1.57	1.00	3/8-24	531098	194.37
CT50	3/8	2.50	1.57	1.00	3/8-24	531100	194.37
CT50	3/8	4.00	1.57	1.00	3/8-24	531102	224.92
CT50	3/8	6.00	1.57	1.00	3/8-24	531104	254.07
CT50	3/8	8.00	1.57	1.00	3/8-24	531106	297.12
CT50	3/8	14.00	1.57	1.00	3/8-24	531107	909.40
CT50	7/16	2.50	1.50	1.38	7/16-20	531108	194.37
CT50	7/16	4.00	1.50	1.38	7/16-20	531110	224.92
CT50	7/16	6.00	1.50	1.38	7/16-20	531112	258.24
CT50	7/16	14.00	1.48	1.38	7/16-20	531113	909.40
CT50	1/2	1.75*	1.50	1.38	7/16-20	531116	194.37
CT50	1/2	2.63	1.77	1.38	7/16-20	531118	194.37
CT50	1/2	4.00	1.77	1.38	7/16-20	531120	218.37
CT50	1/2	6.00	1.77	1.38	7/16-20	531122	258.24
CT50	1/2	8.00	1.77	1.38	7/16-20	531124	297.12
CT50	1/2	14.00	1.77	1.38	7/16-20	531125	909.40
CT50	9/16	6.00	1.77	1.65	9/16-18	531133	258.24
CT50	5/8	1.75*	1.73	1.65	9/16-18	531126	224.92
CT50	5/8	3.00	1.77	1.65	9/16-18	531128	224.92
CT50	5/8	4.00	1.77	1.65	9/16-18	531130	224.92
CT50	5/8	6.00	1.77	1.65	9/16-18	531132	258.24
CT50	5/8	8.00	1.77	1.65	9/16-18	531134	297.12
CT50	5/8	14.00	1.57	1.65	9/16-18	531131	909.40
CT50	3/4	1.75*	2.76	1.89	5/8-18	531136	224.92
CT50	3/4	3.00	2.76	1.89	5/8-18	531138	224.92
CT50	3/4	4.00	2.76	1.89	5/8-18	531140	224.92
CT50	3/4	6.00	2.76	1.89	5/8-18	531142	258.24
CT50	3/4	8.00	2.76	1.89	5/8-18	531144	297.12
CT50	3/4	14.00	3.86	1.89	5/8-18	531145	909.40
CT50	7/8	1.75*	3.15	2.00	5/8-18	531146	224.92
CT50	7/8	3.75	3.15	2.00	5/8-18	531148	224.92
CT50	1	2.00*	2.32	2.36	3/4-16	531152	224.92
CT50	1	4.00	3.54	2.36	3/4-16	531154	218.37
CT50	1	6.00	3.54	2.36	3/4-16	531156	231.86
CT50	1	8.00	3.54	2.36	3/4-16	531158	269.36
CT50	1-1/4	2.00*	2.56	2.75	3/4-16	531160	224.92
CT50	1-1/4	4.00	3.54	2.48	3/4-16	531162	230.47
CT50	1-1/4	6.00	3.54	2.48	3/4-16	531164	267.95
CT50	1-1/4	8.00	3.54	2.48	3/4-16	531166	308.23
CT50	1-1/2	2.25*	2.83	2.75	3/4-16	531168	230.47
CT50	1-1/2	4.50	3.15	2.99	3/4-16	531170	230.47
CT50	1-1/2	7.00	3.15	2.99	3/4-16	531172	416.52
CT50	1-1/2	9.00	3.15	2.99	3/4-16	531174	715.03
CT50	2	3.63*	3.66	3.74	1-14	531176	319.33
CT50	2	5.37	4.13	3.74	1-14	531178	381.81
CT50	2	8.00	4.13	3.74	1-14	531180	708.08
CT50	2	10.00	4.13	3.74	1-14	531182	715.03
CT50	2-1/2	6.00	3.94	4.25	1-14	531184	430.41

* Stubby Length

STM CAT50 End Mill Holders



- DIN coolant option - standard
- Factory balanced to save spindle life, tool life and increased productivity
- Threaded through holes for a back-up screw (tool stop) or coolant through when removed
- TIR, 0.0002" OD to ID
- RFID chip hole



BALANCE CERTIFICATE
G6.5 at 6,000rpm
INCLUDED

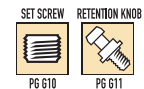
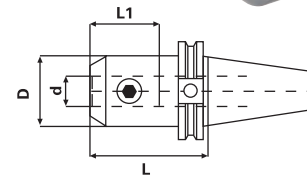

Taper	Hole Dia. (d)	Gauge Length (L)	L1	D	Set Screw	Code No.	Price \$
CT50	1/2	4.00	1.50	1.38	7/16-20	525120	110.37
CT50	3/4	4.00	1.77	1.89	5/8-18	525140	110.37
CT50	1	4.00	2.36	2.36	3/4-16	525154	133.06
CT50	1-1/4	4.00	2.55	2.48	3/4-16	525162	133.06

CAT50 DUAL CONTACT End Mill Holders



- Improves rigidity and reduces vibration allowing for increased feed rates and increased tool life
- DIN coolant option - standard
- All ground body, bore, nose, flange
- TIR, 0.0001" / 0.003mm OD to ID
- AT2 Taper Accuracy
- Certified Steel
- RFID chip hole

FOR DUAL CONTACT SPINDLES



PREMIUM BALANCE
G6.3 at 25,000rpm
CERTIFICATE INCLUDED

Taper	Hole Dia. (d)	Gauge Length (L)	L1	D	Set Screw	Code No.	Price \$
CT50	1/2	4.00	1.77	1.38	7/16-20	521120	345.70
CT50	1/2	6.00	1.77	1.38	7/16-20	521122	342.11
CT50	5/8	4.00	1.77	1.65	9/16-18	521130	333.78
CT50	5/8	6.00	1.77	1.65	9/16-18	521132	417.22
CT50	3/4	3.00	3.86	1.89	5/8-18	521138	321.85
CT50	3/4	4.00	3.86	1.89	5/8-18	521140	339.74
CT50	3/4	6.00	3.86	1.89	5/8-18	521142	345.70
CT50	1	4.00	4.21	2.36	3/4-16	521154	345.70
CT50	1	6.00	4.21	2.36	3/4-16	521156	352.85
CT50	1	8.00	4.21	2.36	3/4-16	521158	405.31
CT50	1-1/4	4.00	3.54	2.48	3/4-16	521162	369.54
CT50	1-1/4	6.00	3.54	2.48	3/4-16	521164	374.31
CT50	1-1/4	8.00	3.54	2.48	3/4-16	521166	423.19
CT50	1-1/2	4.50	3.15	2.99	3/4-16	521170	369.54
CT50	1-1/2	7.00	3.15	2.99	3/4-16	521172	610.34
CT50	2	5.37	4.13	3.74	1-14	521178	399.34