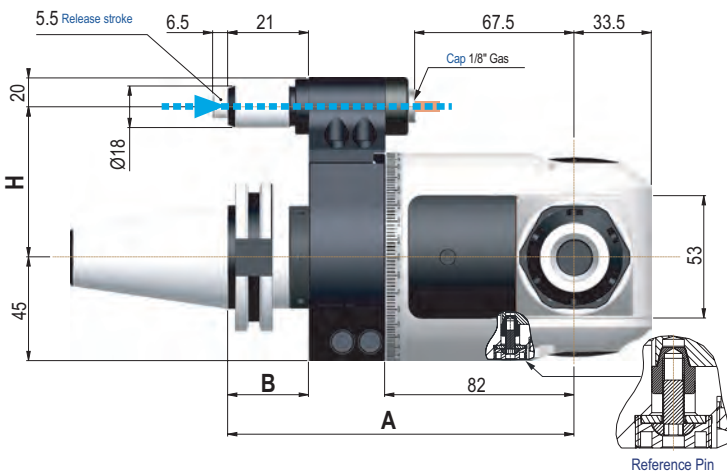
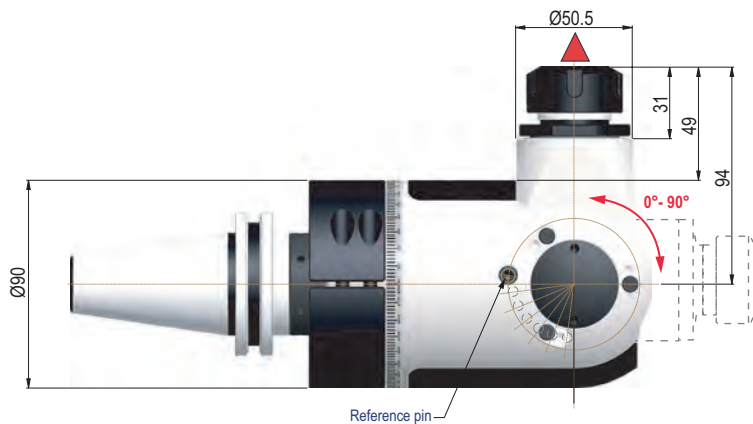




## ANGLE HEADS

# ATC Series

### GPV16



### GPV16 ER25 Pivoting Angle Heads

▼ Direction of rotation is opposite to the machine spindle

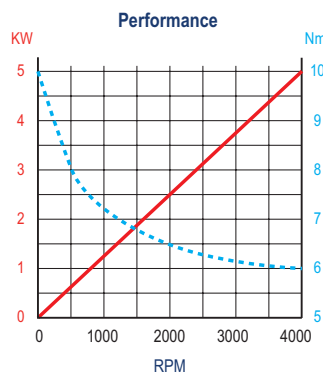


Taper	Model	Collet System	A (mm)	B (mm)	H (mm)	End Mill & Drill Cap. (mm)	Tap Size Capacity	Max RPM	Weight (Kg.)	Code No.	Price \$
CAT40	GPV16	ER25	150	35	65	16	M12	4,000	6.8	381270S	8,414.46
CAT50	GPV16	ER25	150	35	80	16	M12	4,000	6.8	381272S	8,414.46
BT40	GPV16	ER25	150	35	65	16	M12	4,000	6.8	381274S	8,414.46
BT50	GPV16	ER25	156	41	80	16	M12	4,000	6.8	381276S	8,414.46
HSK63	GPV16	ER25	157	42	65	16	M12	4,000	6.8	381278S	8,812.34
HSK100	GPV16	ER25	160	45	80	16	M12	4,000	6.8	381280S	8,895.43

Other tapers available, please inquire.

\* For Haas machines please contact Customer Service

Technical Data		GPV16
Ratio		1:1
RPM Max		4,000
Max axial load	N	480
Torque	Nm	18
Weight	Kg.	6.8
Collet	mm	ER25 2mm-16mm



#### Standard Features & Equipment Included:

- Internal coolant from positioning pin
- Internal air pressure
- Retaining block
- Wrenches
- Grease tube
- Instruction book and Inspection report

