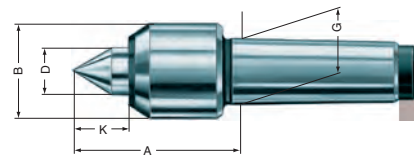


## Standard Live Centres 60° Type 600

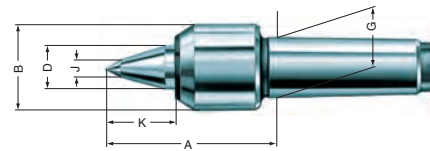
- With small casing diameter



| Morse Taper | Rohm Id No. | Max. Workpiece Weight (kg) | Max. Concentricity Error (mm) | Max. RPM | A (mm) | B (mm) | D (mm) | G (mm) | K (mm) | Code No. | Price \$ |
|-------------|-------------|----------------------------|-------------------------------|----------|--------|--------|--------|--------|--------|----------|----------|
| 2           | 005336      | 200                        | 0.005                         | 7000     | 62     | 32     | 15     | 17.780 | 18     | 392410   | 369.73   |
| 3           | 005429      | 400                        | 0.005                         | 7000     | 62     | 34     | 15     | 23.825 | 18     | 392415   | 381.71   |
| 4           | 005469      | 800                        | 0.005                         | 6300     | 75.5   | 42     | 20     | 31.267 | 25     | 392425   | 509.40   |
| 5           | 005490      | 1600                       | 0.01                          | 4300     | 104    | 58     | 30     | 44.399 | 34     | 392430   | 734.16   |
| 6           | 005547      | 3500                       | 0.02                          | 3000     | 143    | 80     | 42     | 63.348 | 49     | 392435   | 1,472.32 |

## Extended Live Centres 60° Type 600-20

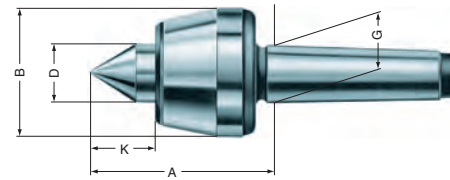
- With extended live centre



| Morse Taper | Rohm Id No. | Max. Workpiece Weight (kg) | Max. Concentricity Error (mm) | Max. RPM | A (mm) | B (mm) | D (mm) | G (mm) | J (mm) | K (mm) | Code No. | Price \$ |
|-------------|-------------|----------------------------|-------------------------------|----------|--------|--------|--------|--------|--------|--------|----------|----------|
| 2           | 362080      | 170                        | 0.008                         | 7000     | 73     | 32     | 15     | 17.780 | 10     | 29     | 392440   | 444.22   |
| 3           | 362081      | 340                        | 0.008                         | 7000     | 74     | 34     | 15     | 23.825 | 11     | 30     | 392445   | 460.17   |
| 4           | 362082      | 700                        | 0.008                         | 6300     | 88.5   | 42     | 20     | 31.237 | 13     | 38     | 392450   | 610.47   |
| 5           | 362083      | 1400                       | 0.01                          | 4300     | 119    | 58     | 30     | 44.399 | 14     | 49     | 392455   | 881.78   |
| 6           | 362084      | 3000                       | 0.02                          | 3000     | 164    | 80     | 42     | 63.348 | 18     | 70     | 392460   | 1,768.90 |

## Hardened And Ground Live Centres 60° Type 604 H

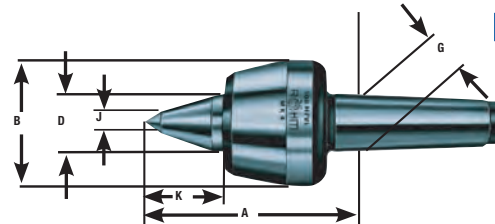
- Body hardened and ground



| Morse Taper | Rohm Id No. | Max. Workpiece Weight (kg) | Max. Concentricity Error (mm) | Max. RPM | A (mm) | B (mm) | D (mm) | G (mm) | K (mm) | Code No. | Price \$ |
|-------------|-------------|----------------------------|-------------------------------|----------|--------|--------|--------|--------|--------|----------|----------|
| 1           | 043400      | 100                        | 0.005                         | 7000     | 60.5   | 36     | 15     | 12.065 | 17     | 392465   | 456.19   |
| 2           | 043115      | 200                        | 0.005                         | 7000     | 65     | 45     | 20     | 17.780 | 24     | 392470   | 456.19   |
| 3           | 042315      | 400                        | 0.005                         | 6300     | 70.05  | 50     | 22     | 23.825 | 27.5   | 392475   | 473.48   |
| 3           | 042776      | 500                        | 0.005                         | 5000     | 79.5   | 60     | 25     | 23.825 | 31     | 392485   | 555.94   |
| 4           | 042175      | 800                        | 0.005                         | 3800     | 102.5  | 70     | 32     | 31.267 | 41     | 392490   | 635.73   |
| 5           | 042843      | 2000                       | 0.005                         | 3000     | 129    | 90     | 40     | 44.399 | 50.5   | 392500   | 921.69   |
| 6           | 043532      | 3500                       | 0.01                          | 2600     | 152    | 105    | 50     | 63.348 | 57.5   | 392515   | 1,847.38 |
| 6           | 093439      | 4500                       | 0.01                          | 1500     | 196    | 140    | 60     | 63.348 | 67     | 392520   | 3,571.05 |
| m80         | 093440      | 7500                       | 0.015                         | 1500     | 196    | 140    | 60     | 80.000 | 68     | 392525   | 4,635.05 |

## Extended Live Centres 60° Type 604 HVL

- With extended live centre



| Morse Taper | Rohm Id No. | Max. Workpiece Weight (kg) | Max. Concentricity Error (mm) | Max. RPM | A (mm) | B (mm) | D (mm) | G (mm) | J (mm) | K (mm) | Code No. | Price \$ |
|-------------|-------------|----------------------------|-------------------------------|----------|--------|--------|--------|--------|--------|--------|----------|----------|
| 1           | 058668      | 80                         | 0.01                          | 7000     | 70.5   | 36     | 15     | 12.065 | 9      | 27     | 392565   | 547.96   |
| 2           | 058669      | 140                        | 0.005                         | 7000     | 75     | 45     | 20     | 17.780 | 10     | 34     | 392570   | 547.96   |
| 3           | 058670      | 400                        | 0.005                         | 5000     | 95.5   | 60     | 25     | 23.825 | 12     | 47     | 392575   | 670.32   |
| 4           | 058671      | 500                        | 0.005                         | 3800     | 114.5  | 70     | 32     | 31.267 | 14     | 53     | 392580   | 768.75   |
| 5           | 058672      | 1200                       | 0.005                         | 3000     | 143.5  | 90     | 40     | 44.399 | 16     | 65     | 392585   | 1,105.23 |
| 6           | 058673      | 2500                       | 0.01                          | 2600     | 172.5  | 105    | 50     | 63.348 | 18     | 78     | 392590   | 2,217.10 |