




Kopal® Clamps



Need a quick and easy way to clamp parts with top pressure? Check out this versatile line-up of clamps! From the strong but compact Piccolo to the heavy-duty Big Block.

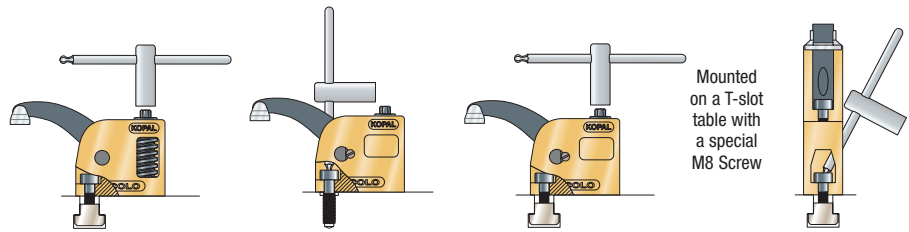
The worm and gear design ensures the clamps will not loosen with use yet the clamps are easy to set up and break down. This is ideal for short cycle times and odd shaped parts.

The modular design also allows adjusting clamping height by stacking the riser blocks, and the use of an extension arm increases reach!

PICCOLO

Up to 1460 lbs. (6500N) Holding Force

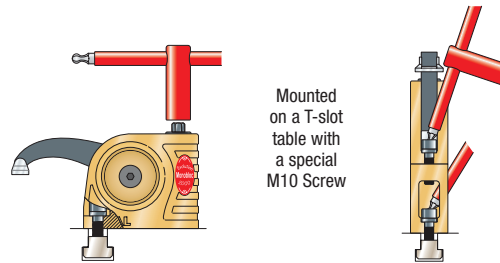
When the arm is released, the Piccolo remains in position in the slot.



MONO BLOC

Up to 3600 lbs. (16000N) Holding Force

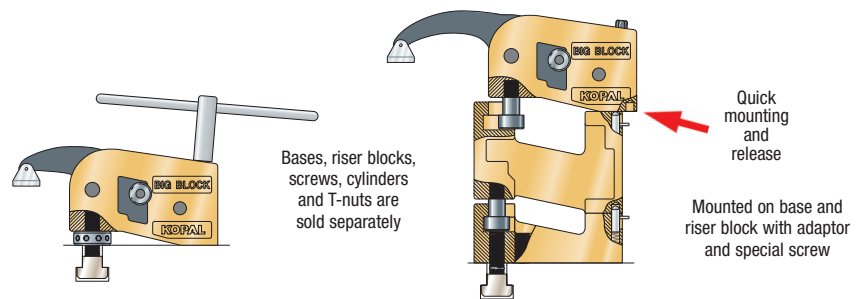
1. Slide the T-nut and the screw into the slot
2. Position and tighten the clamp onto the table using the clamping key provided
3. Clamp the workpiece using the same key
4. Proceed with machining



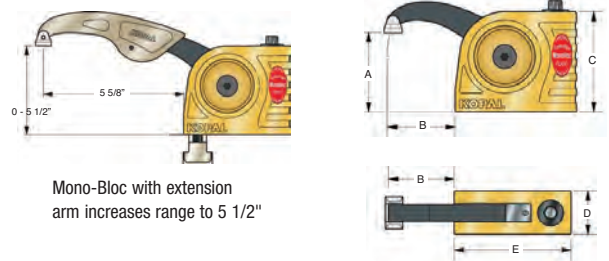
BIG BLOCK

Up to 9000 lbs. (40000N) Holding Force

When the workpiece is released, the Big Block can either remain fixed in the slot, or slide in the slot.



| Part No. | Description | A | B | C | D | E | Code No. | Price \$ |
|----------|-------------|--------------|--------|------|--------|-------|----------|----------|
| 25500 | Piccolo | -0.60"-2.28" | 2.125" | 2.5" | 1.250" | 2.87" | 604486 | 709.03 |
| 25705 | Mono Bloc | 0"-4" | 2.375" | 3.5" | 1.563" | 4.25" | 604184 | 824.83 |
| 08035 | Big Block | -70"-5.32" | 5.700" | 4.1" | 2.350" | 6.38" | 604485 | 1,918.40 |



Mono-Bloc with extension arm increases range to 5 1/2"

Workholding, Clamping & Fixturing