

## 4-Jaw Steel Body Independent Chucks — 2pc Hard Rev. Jaws



### Features:

- 4-Jaw, independent chuck with manual gripping, and a high quality steel body
- Steel body extends machine life while providing higher rigidity and greater wear resistance, enabling the chuck to withstand higher machining forces
- 4-Jaws ensure the precise centering of square-shaped workpieces with maximum permitted gripping force
- Chucks with diameters 10" and above are equipped with additional T-slots, permitting the addition of extra jaws
- Mounted on the machine tool spindle from the back of the chuck, using the adapter plate





### Application:

- This precision chuck, with increased gripping accuracy, is made for all types of very high precision workshop machining operations on conventional lathes
- Suitable for machining square and round workpieces



Mounting 4307 Plain Back	Chuck Size	8"	10"	12"	16"	20"	25"	32"	36"	40"	49"	
		Hole Size	1.969	2.559	3.149	3.930	4.921	6.299	7.874	7.480	7.480	7.480
4347 Camlock	Weight lbs.	30	55	86	135	231	359	702	770	902	2090	
		Code No.	451005	451010	451015	451020	451025	451030	451035	451040	451045	451050
4317 A Taper	Price \$	2,709.90	3,050.74	4,138.78	5,857.08	9,994.29	13,765.60	25,542.32	34,837.61	40,275.82	33,852.61	
		D1-3	451202	451204								
4337 DIN Taper	Price \$	2,361.09	2,773.44									
		D1-4	451200	451206								
		D1-5	451205	451208	451212							
		D1-6	451210		451225							
		D1-8		451220	451230	451240	451250	451265				
		D1-11				451245	451255	451270	451280		451226	
		D1-15					451260	451275	451285		451228	451326
		D1-20					2,174.08	14,752.04	25,016.33		43,935.30	55,986.81
		A1-4			451059							
		A1-5			451061	451063						
		A2-6	451100	451105	451115	451125						
		A2-8	451110	451120	451130	451140						
A2-11				451135	451145	451155	451165			451080		
A2-15					11,838.77	14,752.04	31,530.72			55,986.81		
A2-20						13,974.00	28,011.18		41,918.17	55,986.81		
DIN 5	442100	442104	442110									
DIN 6	442102	442106	442112	442120								
DIN 8	442108	442114	442122		442128	442134						
DIN 11			442116	442124	442130	442136	442142		442150	442156		
DIN 15					9,841.94	14,752.04	25,016.33		41,915.90	55,986.81		
DIN 20									442152	442158		
					9,841.94	14,752.04	25,016.33		41,915.90	55,986.81		
									442154			
									41,915.90			

### Spare Parts - See Page: H74

Standard Accessories	 1 set of hard top jaws	 1 set of hard master jaws	 1 wrench	Optional Accessories	 Soft top jaws
----------------------	--	---	--	----------------------	---

Engineering Data See Pages: H75-79