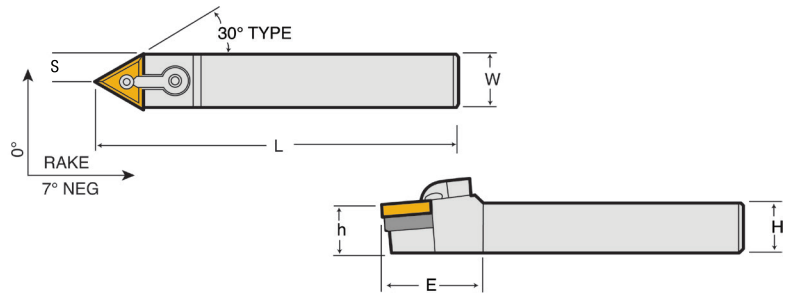
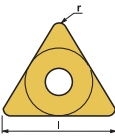








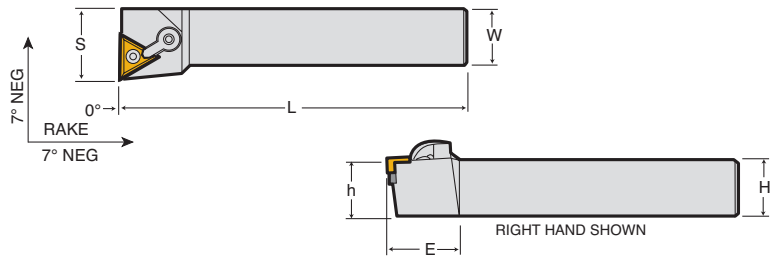
MTENN

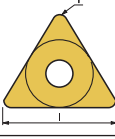






Ref	Holder Style		Application							Inserts				Parts			
Comment	E Style, Approach Angle 60°		Turning, Copying							    							
MTENN	Code #	Price \$	H	W	L	S	h	E	Inserts	Clamp	Clamp Screw	Shim	Pin				
10-3B	145889	108.20	0.625	0.625	4.500	0.313	0.625	1.125	TN□□33□	CL-6	XNS-36	ITSN-332	NL-34L				
12-3B	145890	118.92	0.750	0.750	4.500	0.375	0.750	1.125	TN□□33□	146915 \$ 7.35	146919 \$ 1.66	147114 \$ 5.59	146911 \$ 3.93				
16-4D	145754	171.19	1.000	1.000	6.000	0.500	1.000	1.250	TN□□43□	CL-9	XNS-59	ITSN-432	NL-46				
										146916 \$ 7.02	146921 \$ 1.75	146901 \$ 1.75	146912 \$ 3.63				
20-5D	145896	130.10	1.250	1.250	6.000	0.625	1.250	1.625	TN□□54□	CL-9	XNS-510	ITSN-533	NL-58				
										146916 \$ 7.02	146920 \$ 1.75	146902 \$ 11.71	146913 \$ 4.13				

► P. E24-27, E38, E41

MTFNR/L



Ref	Holder Style				Application							Inserts				Parts			
Comment	F Style, Approach Angle 90°				Facing							    							
MTFNR/L	Code #		Code #		H	W	L	S	h	E	Inserts	Clamp	Clamp Screw	Shim	Pin				
	Right	Price \$	Left	Price \$															
12-3B	145760	72.72	145761	72.72	0.750	0.750	4.500	1.000	0.750	0.787	TN□□33□	CL-20	XNS-48	ITSN-332	NL-34L				
16-3D	145787	163.38			1.000	1.000	6.000	1.250	1.000	0.787	TN□□33□	146918 \$ 7.35	146922 \$ 1.66	147114 \$ 5.59	146911 \$ 3.93				
16-4D	147370	72.23	147272	163.38	1.000	1.000	6.000	1.250	1.000	0.984	TN□□43□	CL-20	XNS-48	ITSN-433	NL-46				
												146918 \$ 7.35	146922 \$ 1.66	146977 \$ 11.79	146912 \$ 3.63				
20-5D	147277	158.83	147273	130.10	1.250	1.250	6.000	1.500	1.250	1.299	TN□□54□	CL-12	XNS-510	ITSN-533	NL-58				
												146917 \$ 7.35	146920 \$ 1.75	146902 \$ 11.71	146913 \$ 4.13				

► P. E24-27, E38, E41