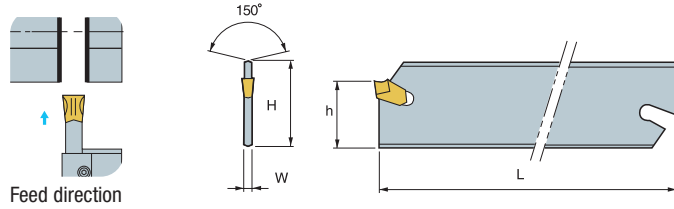




Pro Part-Off Blades



PP-B Pro Part-Off Blades



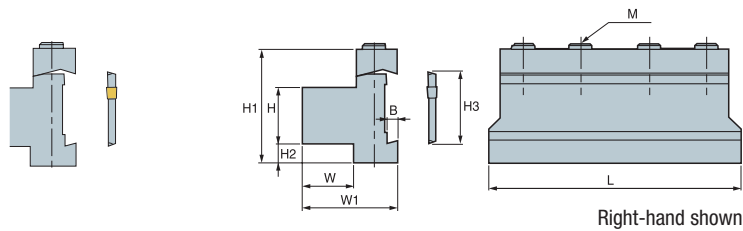
Ref	Holder Style		Application				Inserts	Parts
Comment			Parting Off					 * Purchase separately
PP-B	Code #	Price \$	H	W	L	h		Wrench
226S	146532	159.43	1.023	0.063	4.331	0.827	SP200, 200R/L	SW 15S 146771 \$ 29.64
326S	146232	132.85	1.023	0.094	4.331	0.827	SP300, 300R/L	
232S	146717	151.81	1.259	0.063	5.906	0.984	SP200, 200R/L	
332S	146898	138.37	1.259	0.094	5.906	0.984	SP300, 300R/L	
432S	146899	145.32	1.259	0.126	5.906	0.984	SP400, 400R/L	
532S	146962	159.43	1.259	0.157	5.906	0.984	SP500, 500R/L	
632S	148538	151.83	1.259	0.205	5.906	0.984	SP600, 600R/L	


► P. E81

Pro Part-Off Blocks



P.O.B. Block For Pro Part-Off Blades



Ref	Holder Style		Application									Inserts	Parts
Comment			Saw-Man Blade Block										
P.O.B.	Code #	Price \$	H(h)	W	H3	L	H1	H2	W1	B	M		Wrench
19-5	146510	169.91	0.750	0.750	1.023	3.50	2.10	0.354	1.375	0.209	3-M6	PPB 226 & 326	SW 50L
25;4-6	145895	166.12	1.000	0.875	1.259	4.50	2.125	0.157	1.500	0.209	4-M6	PPB 232 - 532	146960 \$ 2.86

► P. E82