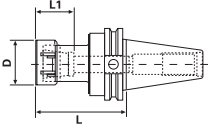


## CAT40 ER Collet Chucks

- DIN coolant option - standard
- All ground body
- Factory balanced to save spindle life, tool life and increased productivity
- Threaded through holes for a back-up screw (tool stop) or coolant through when removed
- TIR, 0.0003" at 4xDia.
- RFID Chip Hole
- Wrench not included
- AT2 Taper Accuracy



**PREMIUM BALANCE**  
G2.5 at 30,000rpm  
CERTIFICATE INCLUDED

Taper	Collet Series	Collet Range	L	L1	D	Tightening Torque (Nm)	Code No.	Price \$
CT40	ER11**	0.019-0.275	2.50	0.65	0.75	29.8	531400	181.17
CT40	ER11**	0.019-0.275	4.00	0.65	0.75	29.8	531402	181.17
CT40	ER11**	0.019-0.275	6.00	0.65	0.75	29.8	531404	237.60
CT40	ER16**	0.019-0.406	2.50	0.87	1.26	56.9	531406	181.17
CT40	ER16**	0.019-0.406	3.50	0.87	1.26	56.9	531408	183.15
CT40	ER16**	0.019-0.406	4.00	0.87	1.26	56.9	531405	183.15
CT40	ER16**	0.019-0.406	6.00	0.87	1.26	56.9	531410	202.95
CT40	ER16**	0.019-0.406	9.00	0.87	1.26	56.9	531411	226.71
CT40	ER20**	0.039-0.511	2.50	1.06	1.38	81.3	531412	181.17
CT40	ER20**	0.039-0.511	4.00	1.06	1.38	81.3	531414	183.15
CT40	ER20**	0.039-0.511	6.00	1.06	1.38	81.3	531416	210.87
CT40	ER20**	0.039-0.511	9.00	1.06	1.38	81.3	531417	278.19
CT40	ER25	0.039-0.629	2.50	1.18	1.65	128.8	531418	181.17
CT40	ER25	0.039-0.629	4.00	1.18	1.65	128.8	531420	197.01
CT40	ER25	0.039-0.629	6.00	1.18	1.65	128.8	531422	202.95
CT40	ER32	0.078-0.787	0.750				531401*	160.38
CT40	ER32	0.078-0.787	2.50	1.34	1.97	169.5	531421	195.03
CT40	ER32	0.078-0.787	3.13	1.34	1.97	169.5	531424	195.03
CT40	ER32	0.078-0.787	4.00	1.34	1.97	169.5	531423	195.03
CT40	ER32	0.078-0.787	5.00	1.34	1.97	169.5	531426	219.78
CT40	ER32	0.078-0.787	6.00	1.34	1.97	169.5	531425	219.78
CT40	ER32	0.078-0.787	9.00	1.34	1.97	169.5	531419	245.52
CT40	ER40	0.118-1.023	2.50	1.50	2.48	219.6	531427	202.95
CT40	ER40	0.118-1.023	3.13	1.50	2.48	219.6	531428	202.95
CT40	ER40	0.118-1.023	4.00	1.50	2.48	219.6	531429	197.01
CT40	ER40	0.118-1.023	5.00	1.50	2.48	219.6	531430	239.58
CT40	ER40	0.118-1.023	6.00	1.50	2.48	219.6	531431	239.58

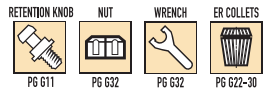
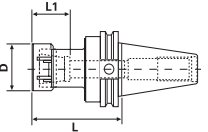
\* ER Shorty collet chuck, Not DIN coolant \*\* Hex Nut

## CAT40 DUAL CONTACT ER Collet Chucks

- Improves rigidity and reduces vibration allowing for increased feed rates and increased tool life
- DIN coolant option - standard
- All ground body
- TIR, 0.0003" at 4xDia.
- AT2 Taper Accuracy
- RFID Chip Hole



FOR DUAL CONTACT SPINDLES



**PREMIUM BALANCE**  
G2.5 at 30,000rpm  
CERTIFICATE INCLUDED

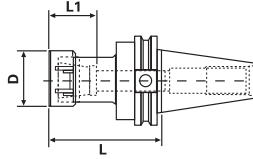
Taper	Collet Series	Collet Range	L	L1	D	Tightening Torque (Nm)	Code No.	Price \$
CT40	ER11**	0.019-0.275	2.50	0.65	0.75	29.8	521630	233.76
CT40	ER11**	0.019-0.275	4.00	0.65	0.75	29.8	521632	240.76
CT40	ER11**	0.019-0.275	6.00	0.65	0.75	29.8	521634	259.15
CT40	ER16**	0.019-0.406	2.50	0.87	1.26	56.9	521406	233.76
CT40	ER16**	0.019-0.406	4.00	0.87	1.26	56.9	521405	200.49
CT40	ER16**	0.019-0.406	6.00	0.87	1.26	56.9	521410	259.15
CT40	ER20**	0.039-0.511	4.00	1.06	1.38	81.3	521646	230.26
CT40	ER32	0.078-0.787	2.50	1.34	1.97	169.5	521656	251.27
CT40	ER32	0.078-0.787	3.13	1.34	1.97	169.5	521424	251.27
CT40	ER32	0.078-0.787	4.00	1.34	1.97	169.5	521423	240.76
CT40	ER32	0.078-0.787	6.00	1.34	1.97	169.5	521425	247.77
CT40	ER40	0.118-1.023	2.50	1.50	2.48	219.6	521666	244.26

\*\* Hex Nut

## STM CAT40 ER Collet Chucks



- DIN coolant option - standard
- Factory balanced to save spindle life, tool life and increased productivity
- TIR, 0.0002" at 4xDia.
- Wrench not included
- AT2 Taper Accuracy
- RFID Chip Hole



**BALANCE CERTIFICATE**  
G2.5 at 20,000rpm  
INCLUDED

Taper	Collet Series	Collet Range	L	L1	D	Code No.	Price \$
CT40	ER11*	0.019-0.275"	2.50"	0.65"	0.75"	525400	84.00
CT40	ER11*	0.019-0.275"	4.00"	0.65"	0.75"	525402	89.00
CT40	ER11*	0.019-0.275"	6.00"	0.65"	0.75"	525404	109.00
CT40	ER16*	0.019-0.413"	2.50"	0.87"	1.26"	525406	84.00
CT40	ER16*	0.019-0.413"	3.50"	0.87"	1.26"	525408	88.00
CT40	ER16*	0.019-0.413"	4.00"	0.87"	1.26"	525405	89.00
CT40	ER16*	0.019-0.413"	6.00"	0.87"	1.26"	525410	109.00
CT40	ER20*	0.019-0.551"	2.50"	1.06"	1.38"	525412	84.00
CT40	ER20*	0.019-0.551"	4.00"	1.06"	1.38"	525414	89.00
CT40	ER20*	0.019-0.551"	6.00"	1.06"	1.38"	525416	109.00
CT40	ER25	0.059-0.675"	2.50"	1.18"	1.65"	525418	84.00
CT40	ER25	0.059-0.675"	4.00"	1.18"	1.65"	525420	89.00
CT40	ER32	0.078-0.787"	2.50"	1.34"	1.97"	525421	84.00
CT40	ER32	0.078-0.787"	3.13"	1.34"	1.97"	525424	88.00
CT40	ER32	0.078-0.787"	4.00"	1.34"	1.97"	525423	89.00
CT40	ER32	0.078-0.787"	6.00"	1.34"	1.97"	525425	109.00

\* Hex Nut



Grab a Tool Trolley with 4 Tool Trays and Inserts for all your Holders.

See Page G90