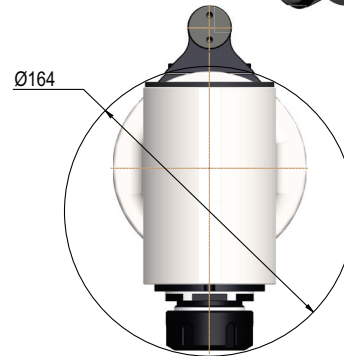
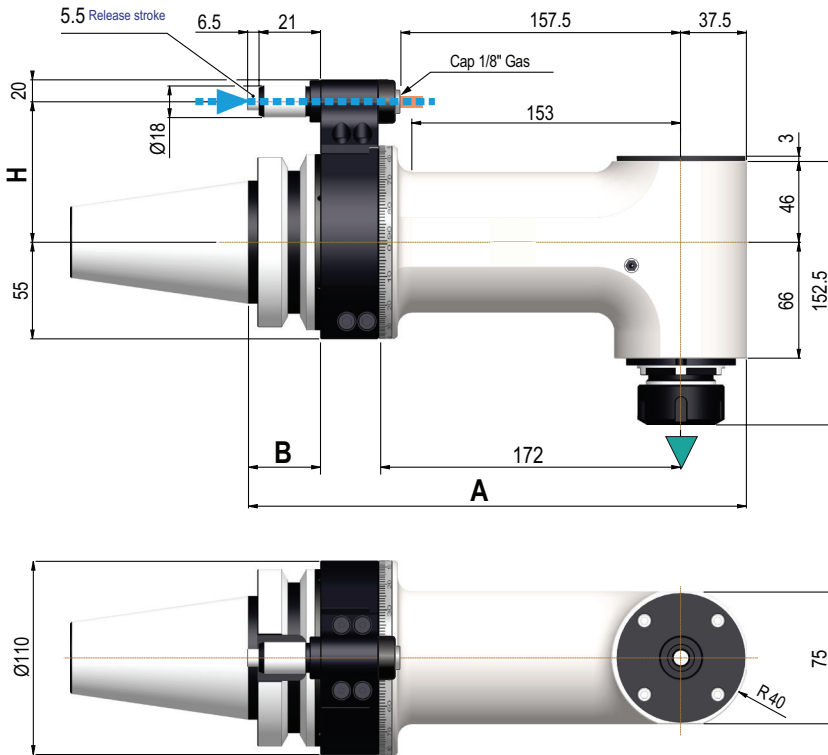




ANGLE HEADS

ATC Series

GFX20L



GFX20L ER32 Long Fixed 90° Right Angle Head

Direction of rotation is the same as the machine spindle

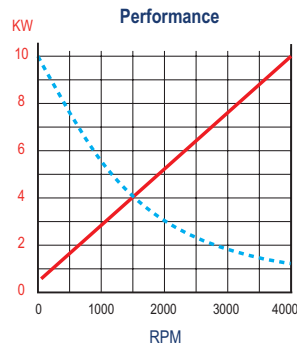


Taper	Model	Collet System	A (mm)	B (mm)	H (mm)	End Mill & Drill Cap. (mm)	Tap Size Capacity	Max RPM	Weight (Kg.)	Code No.	Price \$
CAT50	GFX20L	ER32	240	35	80	20	M16	4,000	13.8	381448S	6,477.91

Other tapers available, please inquire.

* For Haas machines please contact Customer Service

Technical Data		GFX20L
Ratio		1:1
RPM Max		4,000
Max axial load	N	1250
Torque	Nm	40
Weight	Kg.	13.8
Collet	mm	ER32 2.5mm-20mm



Standard Features & Equipment Included:

- Internal coolant from positioning pin
- Internal air pressure
- Retaining block
- Wrenches
- Grease tube
- Instruction book and Inspection report

