



MATERIAL HANDLING & STORAGE



Containers.....	4 - 17
Small Parts & Bulk Storage	18 - 45
Pallets	46 - 48
Racking & Shelving.....	49 - 78
Barriers, Partitions & Portable Structures	79 - 93
Storage Cabinets & Lockers	94 - 110
Workbenches & Cabinets	112 - 126
Ladders, Stools & Scaffolding.....	127 - 143
Hand Trucks & Platform Trucks	144 - 157
Utility Carts, Specialized Carts & Tricycles	158 - 170
Hoppers, Tilt Trucks, Box Trucks & Dollies	171 - 177
Lift Tables, Stackers, Pallet Trucks & Accessories.....	178 - 187
Lifting and Positioning Equipment.....	188 - 205
Automotive Equipment & Wheel Chocks.....	206 - 211
Dock Equipment & Cable Protectors	212 - 217
Dock Lighting & Warning Systems.....	218 - 223
Conveyors.....	224 - 225
Casters & Wheels	226 - 233
Drums & Drum Equipment	234 - 253
Pumps.....	254 - 264



FEATHERLITE
INDUSTRIAL LADDERS

ASM

TECHSTAR
PLASTICS INC.

MORSE

DURHAM MFG
Est. 1922

Vestil
We've Got It!

BINS/SUPPORT RACKS & CABINETS

HI-STAK PLASTIC BINS

- Innovative stacking design allows for greater visibility and easier access to contents
- Distortion-free from -40°C to 120°C
- Unaffected by oil, alkaline and most acids
- Ideal in production or for store display
- Included with each bin: I.D. card with clear plastic shield, four riser legs and connector clip



Inclined faceplate with removable label and protector



1" riser legs increase loading capacity and stability



Stackable using built-in feet



Connector clip allows for back-to-back mounting


Built-in extrusions allow side-by-side interlock

Model No.				Outside Dimensions			Wt. lbs.	Price /Each	Faceplate & Label Model No.	Price /Each	Replacement Legs Model No.	Price /Package
Blue	Yellow	Green	Red	W" x D" x H"	x	x						
CB260	CB261	CC234	CC242	4 13/16	x 7 1/8	x 3 3/16	0.10	2.15	CC441	0.35	CC263	0.65
CB262	CB263	CC235	CC243	5 7/8	x 9 13/16	x 4 11/16	0.15	4.25	CC441	0.35	CC263	0.65
CB264	CB265	CC236	CC244	8 3/16	x 14	x 6 3/16	0.35	8.65	CC443	0.70	CC437	1.00
CC239	CC240	CC237	CC245	7 7/8	x 17 11/16	x 7	0.55	12.25	CC443	0.70	CC437	1.00
CB266	CB267	CC238	CC246	11 13/16	x 17 11/16	x 7	0.60	17.50	CC443	0.70	CC437	1.00

Note: Add 1 inch to overall height when stacking on legs.

WIRE MESH STACK & HANG BINS

- Innovative mesh design offers nickel-chrome finish and a 3/8" x 3/8" grid pattern allowing complete visibility of bin contents
- This unique mesh pattern provides a dust and dirt free storage environment
- Mesh Bins feature a rear hanger that allows them to hang from any louvered wall panel or rail system
- Optional side hangers allow bin to stack one on top of the other
- The open hopper design allows for easy picking while allowing visual access to stored contents
- Material: Wire mesh
- Colour: Nickel-chrome
- Capacity: 100 lbs. Hang/175 lbs. Stack



Optional Divider

CF751



CF755



BINS

Model No.	Mfg. No.	Outside Dimensions				Inside Dimensions				Price /Each	DIVIDERS		Price /Each
		W" x D" x H"	x	x	x	W" x D" x H"	x	x	x		Model No.	Mfg. No.	
CF751	QMB510C	4 1/4	x 5 1/4	x 3	4	x 4 3/4	x 2 7/8	16.40	CF766	DMB510C	8.15		
CF752	QMB520C	4 1/4	x 7 1/4	x 3	4	x 6 3/4	x 2 7/8	18.70	CF767	DMB520C	9.55		
CF753	QMB530C	5 1/2	x 10 3/4	x 5	5 1/2	x 10 1/4	x 4 3/4	23.80	CF768	DMB530/535C	13.70		
CF754	QMB535C	11	x 10 3/4	x 5	10 3/4	x 10 1/4	x 4 3/4	34.40	CF768	DMB530/535C	13.70		
CF755	QMB539C	8	x 10 1/2	x 7	7 1/2	x 10	x 6 3/4	27.80	CF769	DMB539C	14.10		
CF756	QMB540C	8	x 14 1/2	x 7	7 2/5	x 14	x 6 3/4	37.60	CF770	DMB540/550C	16.60		
CF757	QMB550C	16 1/4	x 14 1/2	x 7	15 3/4	x 14	x 6 3/4	50.60	CF770	DMB540/550C	16.60		
CF758	QMB560C	11	x 18 1/2	x 10 1/8	10 5/8	x 18 1/16	x 10	68.70	CF771	DMB560/570C	23.50		
CF759	QMB570C	17 1/8	x 18 1/2	x 11 1/8	16 5/8	x 18 1/8	x 11	81.50	CF771	DMB560/570C	23.50		

SIDE HANGERS*

Model No.	Mfg. No.	Description	Price /Each
CF760	HMB510C	For Bin CF751	4.70
CF761	HMB520C	For Bin CF752	4.90
CF762	HMB530/535C	For Bin CF753/CF754	5.40
CF763	HMB539C	For Bin CF755	5.80
CF764	HMB540/550C	For Bin CF756/CF757	5.50
CF765	HMB560/570C	For Bin CF758/CF759	6.50

*Hangers sold per pair



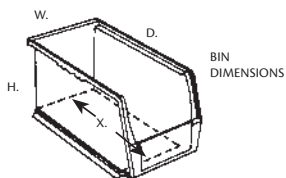
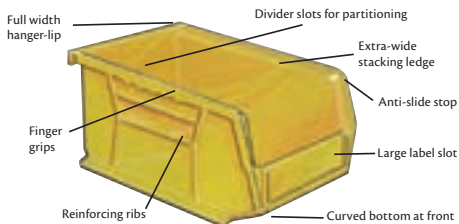
Optional Side Hangers

BINS/SUPPORT RACKS & CABINETS

PLASTIC BINS

- Designed to hang from bin racks, panels, rails and carts
- Bins reduce and control inventories, shorten assembly times and minimize parts handling
- Reinforced ribs, on both sides, prevent bins from spreading under loads
- Unaffected by weak acids and alkalis
- Stackable
- 6 available colours allow for colour coding

KLETON



MIX & MATCH

Need racks to hold these bins?
See pages 7-9

Need a cabinet to hold these bins?
See page 10

Bin Model No.						Mfg. No.	Outside Dimensions			Bin Load Cap. lbs.	Price /Each	Model No.	Price /Each
Blue	Red	Yellow	Green	Stone	Clear		W"	x	D"				
CB093	CB094	CB095	CB663	CB664	CF427	30-210	4 1/8	x	5 3/8	x	3	CB124	0.30
CB096	CB097	CB098	CB665	CB666	CF428	30-220	4 1/8	x	7 3/8	x	3	CB125	0.30
CB099	CB100	CB101	CB667	CB668	CF429	30-230	5 1/2	x	10 7/8	x	5	CD513	0.54
CB102	CB103	CB104	CB669	CB670	CF430	30-235	11	x	10 7/8	x	5	CD514	0.54
CB105	CB106	CB107	CB671	CB672	CF431	30-239	8 1/4	x	10 3/4	x	7	CB128	0.61
CB108	CB109	CB110	CB673	CB674	CF432	30-240	8 1/4	x	14 3/4	x	7	CB129	0.77
CB111	CB112	CB113	CB675	CB676	CF433	30-250	16 1/2	x	14 3/4	x	7	CF023	0.82

BIN BUDDY™ & TRI-DEX™ LABEL HOLDERS

- Clear self-adhesive backing adheres to any plastic or metal container
- Clear bar code compatible window protects label from dirt and moisture
- Tri-Dex™ label holders snap into bin slots protecting label or barcode
- Includes a set of laser/ink jet compatible labels, 25/pack
- Extra refill labels are also available, sold 50 sheets/pack

Priced per Pack

Model No.	Mfg. No.	Dimensions"	Description	Price /Each	Refill Labels	Description	Price /Each
OF212	BB-13	1 x 3	Bin Buddy™, Top/Bottom load, Self Adhesive	24.80	OF216	20 labels/sheet	30.80
OF210	BB-35	3 x 5	Bin Buddy™, Side Load, Self Adhesive	29.95	OF214	4 labels/sheet	30.80
OK113	TR-0813	13/16 x 3	Tri-Dex™, Ideal for Shelf Bins	19.50	OK118	24 labels/sheet	30.80
OK114	TR-1300	1 x 3	Tri-Dex™, Ideal for Bin Series 30-210,30-220	20.30	OK119	20 labels/sheet	30.80
OK116	TR-1754	1 3/4 x 4	Tri-Dex™, Ideal for Bin Series 30-230,30-250	24.80	OK121	12 labels/sheet	30.80



OK113

Bin not included



OF212

1800 SERIES AKRO-BINS

- Extra large and strong for heavier, bulkier parts and components
- Designed to fit standard 18" deep shelving
- Reinforced ribs prevent spreading under big loads
- Front and back finger grips make handling easy
- One black cross-wise divider per bin is provided
- Stackable
- Light beige



Model No.	Mfg. No.	Outside Dimensions W" x D" x H"	Wt. lbs.	Price /Each	Dividers Model No.	Price /Each
CB122	30-348	8 1/4 x 20 1/2 x 7	3.5	33.90	CB134	4.99
CB123	30-358	11 x 20 1/2 x 7	4.0	36.80	CB135	5.63

RECYCLED PLASTIC BINS

- Manufactured from recycled 100% post consumer, high density polyethylene
- Available in black only



ip
INTEGRATED PLASTICS




Model No.	Mfg. No.	Outside Dimensions W" x D" x H"	Price /Each	Dividers	Price /Each
CF434	30-210 RBLK	4/8 x 5 3/8 x 3	1.25	CB124	0.30
CF435	30-220 RBLK	4/8 x 7 3/8 x 3	1.87	CB125	0.30
CF436	30-230 RBLK	5 1/2 x 10 7/8 x 5	4.35	CD513	0.54
CF437	30-235 RBLK	11 x 10 7/8 x 5	5.04	CD514	0.54
CF438	30-239 RBLK	8 1/4 x 10 3/4 x 7	6.23	CB128	0.61
CF439	30-240 RBLK	8 1/4 x 14 3/4 x 7	8.77	CB129	0.77
CF440	30-250 RBLK	16 1/2 x 14 3/4 x 7	14.87	CB129	0.77

BINS/SUPPORT RACKS & CABINETS

QUANTUM™ BINS

- Heavy-duty, virgin, high density polypropylene/polyethylene
- Autoclavable up to 250° F
- Large multiple label slots
- Stackable
- Optional dividers and clear windows available for most units
- Hangs on louvered panels, rails and carts



DIVIDERS ONLY

Black			Blue			Yellow			Red			Ivory			Green			Mfg. No.	Outside Dim.				Qty /Case	Bin load Cap. lbs.	Price /Each	Depth Divider		Clear Window	
Model No.	Price /Each	Model No.	Price /Each	Model No.	Price /Each	Model No.	Price /Each	Model No.	Price /Each	Model No.	Price /Each	Model No.	Price /Each	Model No.	Price /Each	Model No.	Price /Each		Model No.	Price /Each	Model No.	Price /Each				Model No.	Price /Each	Model No.	Price /Each
CC975	1.76	CB739	1.76	CB741	1.76	CB744	1.76	CB745	1.76	CC264	1.76	QUS 200	4 1/8	x	5	x	3	24	8	1.76	CB824	1.41	-	-					
CC976	1.98	CB747	1.98	CB750	1.98	CB751	1.98	CB753	1.98	CC265	1.98	QUS 210	4 1/8	x	5 3/8	x	3	24	10	1.98	CB825	1.52	-	-					
CC977	2.78	CB756	2.78	CB757	2.78	CB759	2.78	CB762	2.78	CC266	2.78	QUS 220	4 1/8	x	7 3/8	x	3	24	10	2.78	CB826	1.63	-	-					
CF376	4.65	CF377	4.65	CF378	4.65	CF379	4.65	CF380	4.65	CF381	4.65	QUS 221	6	x	9 1/4	x	5	12	20	4.65	CF501	2.48	CF560	1.98					
CD276	5.10	CD249	5.10	CD262	5.10	CD263	5.10	CD264	5.10	CD265	5.10	QUS 224	4 1/8	x	10 7/8	x	4	12	30	5.10	CD250	2.66	CD266	2.03					
CC978	8.50	CB763	8.50	CB765	8.50	CB766	8.50	CB768	8.50	CC267	8.50	QUS 230	5 1/2	x	10 7/8	x	5	12	30	8.50	CB829	2.65	CB814	2.06					
CC974	9.97	CC971	9.97	CC972	9.97	CC973	9.97	CC990	9.97	CC970	9.97	QUS 234	5 1/2	x	14 3/4	x	5	12	50	9.97	CC569	3.30	CB814	2.06					
CC980	12.40	CB775	12.40	CB777	12.40	CB778	12.40	CB780	12.40	CC629	12.40	QUS 235	11	x	10 7/8	x	5	6	50	12.40	CB829	2.65	CB815	2.96					
CC576	12.80	CB781	12.80	CB783	12.80	CB784	12.80	CB786	12.80	CC270	12.80	QUS 239	8 1/4	x	10 3/4	x	7	6	50	12.80	CB830	3.84	CB818	2.69					
CC577	15.20	CB787	15.20	CB789	15.20	CB790	15.20	CB792	15.20	CC271	15.20	QUS 240	8 1/4	x	14 3/4	x	7	12	60	15.20	CB831	3.88	CB818	2.69					
CF382	16.50	CF383	16.50	CF384	16.50	CF385	16.50	CF386	16.50	CF387	16.50	QUS 241	8 1/4	x	13 5/8	x	6	12	60	16.50	CF394	3.84	CF396	2.68					
CF388	18.10	CF389	18.10	CF390	18.10	CF391	18.10	CF392	18.10	CF393	18.10	QUS 242	8 1/4	x	13 5/8	x	8	12	60	18.10	CF395	4.48	CF397	3.11					
CC983	20.80	CC282	20.80	CC283	20.80	CC284	20.80	CC285	20.80	CC286	20.80	QUS 245	16 1/2	x	10 7/8	x	5	6	60	20.80	CC297	2.75	CC300	5.85					
CC578	23.50	CB794	23.50	CB795	23.50	CB796	23.50	CB797	23.50	CC272	23.50	QUS 250	16 1/2	x	14 3/4	x	7	6	75	23.50	CB831	3.88	CB819	5.95					
CC579	25.50	CB798	25.50	CB800	25.50	CB801	25.50	CB802	25.50	CC273	25.50	QUS 255	11	x	16	x	8	4	75	25.50	CB833	7.71	CB820	4.95					
CC580	38.80	CB803	38.80	CB804	38.80	CB806	38.80	CB807	38.80	CC274	38.80	QUS 260	11	x	18	x	10	4	75	38.80	CB834	3.97	CB821	5.05					
CC581	28.10	CC287	28.10	CC288	28.10	CC289	28.10	CC290	28.10	CC291	28.10	QUS 265	8 1/4	x	18	x	9	6	60	28.10	CC298	6.96	CC301	4.70					
CC582	42.60	CB808	42.60	CB809	42.60	CB810	42.60	CB811	42.60	CC275	42.60	QUS 270	16 1/2	x	18	x	11	3	75	42.60	CB835	7.71	CB822	7.11					
CD674	88.00	CD669	88.00	CD670	88.00	CD671	88.00	CD673	88.00	CD672	88.00	QUS 275MOB*	16 1/2	x	18	x	14	3	-	88.00	CB835	7.71	CB822	7.11					

* Mobile unit

OPEN HOPPER STORAGE SHELF UNITS

QUS 239 SERIES

- 28 QUS 239 Series bins
- 11" L x 8 1/4" W x 7" H
- 8 heavy-duty grey enamel shelves
- Dimensions: 36" W x 12" D x 76" H
- Capacity: 630 lbs. per shelf
- Shipped knocked down



CF118

QUS 240 SERIES

- 28 QUS 240 Series bins
- 14 3/4" L x 8 1/4" W x 7" H
- 8 heavy-duty grey enamel shelves
- Dimensions: 36" W x 12" D x 76" H
- Capacity: 630 lbs. per shelf
- Shipped knocked down



CF126

QUS 250 SERIES

- 14 QUS 250 Series bins
- 14 3/4" L x 16 1/2" W x 7" H
- 8 heavy-duty grey enamel shelves
- Dimensions: 36" W x 12" D x 76" H
- Capacity: 630 lbs. per shelf
- Shipped knocked down



CF132

QUS 240 & 230 SERIES

- 7 QUS 240 Series bins
- 14 3/4" L x 8 1/4" W x 7" H
- 36 QUS 230 Series bins
- 10 7/8" L x 5 1/2" W x 5" H
- 9 heavy-duty grey enamel shelves
- Dimensions: 36" L x 12" D x 76" H
- Capacity: 630 lbs. per shelf
- Shipped knocked down



CF135

Model No.			No. of Shelves			Description	No. of Shelves	Price /Each
Black	Blue	Yellow	Red	Ivory	Green			
QUS 239 SERIES BINS SHELF UNIT								
CF176	CF118	CF119	CF120	CF121	CF122	Starter	8	589.00
CF180	CF140	CF141	CF142	CF143	CF144	Add-On	8	549.00
QUS 240 SERIES BINS SHELF UNIT								
CF178	CF123	CF124	CF125	CF126	CF127	Starter	8	658.00
CF182	CF150	CF151	CF152	CF153	CF154	Add-On	8	618.00

Model No.			No. of Shelves			Description	No. of Shelves	Price /Each
Black	Blue	Yellow	Red	Ivory	Green			
QUS 250 SERIES BINS SHELF UNIT								
CF177	CF128	CF129	CF130	CF131	CF132	Starter	8	559.00
CF181	CF145	CF146	CF147	CF148	CF149	Add-On	8	519.00
QUS 240 & 230 SERIES BINS SHELF UNIT								
CF179	CF133	CF134	CF135	CF136	CF137	Starter	10	677.00
CF183	CF175	CF155	CF156	CF157	CF158	Add-On	10	637.00

METAL BIN SUPPORT RACKS

- Louvered bin panels can be wall-mounted, attached to back of shelving, mounted on benches, carts, inside cabinets, fastened to slotted angle components or used for service truck interiors
- Bins are easily removed, refilled and replaced
- Each heavy-duty panel is 16-gauge cold-rolled steel
- Slotted holes 3/4" L x 3/8" W at 6" centres simplify installation
- Kleton grey powder coated
- **Installation Note:** Panels must be securely fastened to materials of adequate load bearing strength
- Each panel must be secured vertically at the centre

BIN QUANTITY TABLE

Quantity of identical plastic bins that fit model CF412 panel

Combined Panel Height	Bin	Bin	Bin	Bin	Bin	Bin	Bin
35 3/4" Wide	CB093	CB096	CB099	CB102	CB105	CB108	CB111
1 Panel = 19" H	32	32	18	9	8	8	4
2 Panels = 37" H	72	72	36	18	18	16	8
3 Panels = 55" H	104	104	54	27	28	28	14
4 Panels = 73" H	144	144	72	36	36	36	18

For CF411 Panel, use 1/2 of bin quantities shown above.

BIN CARTS


- All-welded bin cart
- Work surface made of 14-gauge steel
- Includes bolted on 5" non-marking casters and 2 louvered bin panels
- 1000-lb. capacity
- Durable Kleton blue finish

Model No.	Description	Cart Dimensions				Wt. lbs.	Price /Each		
		W"	x	D"	x	H"			
CART ONLY									
CB365	Cart only	24	x	38 1/2	x	36 1/2	620.00		
CART & BIN COMBINATION									
Blue	Red	Yellow	Green	Stone					
CB366	CB367	CB368	CB689	CB690	24	x	38 1/2 x 36 1/2	133	837.00

BINS SUPPLIED

Bin Qty	Bin Dimensions				
	W"	x	D"	x	H"
16	8 1/4	x	14 3/4	x	7
4	16 1/2	x	14 3/4	x	7

CF412
Bins not
included



Model No.	Panel Size			Wt. lbs.	Price /Each
	W"	x	H"		
CF411	18	x	19	6	28.70
CF412	36	x	19	12	49.90



CB365



CB367



Canada's Leading Material Handling Supplier




BINS/SUPPORT RACKS & CABINETS

MOBILE BIN RACKS

- Ideal for transportation of small parts
- All-welded mobile bin rack
- Durable Kleton blue enamel finish

SINGLE SIDED

- Includes 3" casters and two louvered panels
- Capacity: 800 lbs.

DOUBLE SIDED

- Includes bolted-on 5" non-marking casters and six louvered panels
- Capacity: 1000 lbs.

RACK ONLY

Model No.	Description	Rack Type	Dimensions			Wt. lbs.	Price /Each
			W"	x	D"	x	H"
CB359	Rack only	Single	36	x	16	x	52
CB649	Rack only	Double	36	x	24	x	63

RACK & BIN COMBINATION

Model No.					Rack Type	Dimensions			Wt. lbs.	Price /Each
Blue	Red	Yellow	Green	Stone		W"	x	D"		
CB650	CB651	CB652	CB681	CB682	Single	36	x	16	x	52
CB089	CB090	CB091	CB683	CB684	Double	36	x	24	x	63

BINS SUPPLIED WITH CART & BIN COMBINATION:

Bin Qty	Bin Dimensions				
	W"	x	D"	x	H"
SINGLE SIDED RACK					
36	5 1/2	x	10 7/8	x	5
DOUBLE SIDED RACK					
32	4 1/8	x	5 3/8	x	3
16	4 1/8	x	7 3/8	x	3
24	5 1/2	x	10 7/8	x	5
16	8 1/4	x	14 3/4	x	7
8	16 1/2	x	14 3/4	x	7



MIX & MATCH

Need more bins that will fit the products on this page?
See pages 5-6



STATIONARY BIN RACKS

- Designed to be permanently installed to the floor
- All-welded stationary bin racks
- Constructed of 1 1/4" square tube frame
- Choose from either single or double-sided racks to meet your storage needs
- Durable Kleton blue enamel finish

RACK ONLY

Model No.	Description	Rack Type	Rack Dimensions			Wt. lbs.	Price /Each
			W"	x	D"	x	H"
CB373	Rack only	Single	36	x	12	x	61
CB653	Rack only	Double	36	x	24	x	61

RACK/BIN COMBINATION

Model No.					Rack Type	Overall Bin Dimensions			Bin Qty	Capacity lbs.	Price /Each		
Blue	Red	Yellow	Green	Stone		W"	x	D"				x	H"
CB654	CB655	CB656	CB685	CB686	Single	8 1/4	x	14 3/4	x	7	28	1680	560.00
CB370	CB371	CB372	CB687	CB688	Double	8 1/4	x	14 3/4	x	7	56	3360	977.00

ACCESSORIES FOR LOUVERED PANELS


Model No.	Description	Price/Each
CC165	Round Hook, 6"	23.25
CC166	Round Hook, 12"	25.10
CC167	Square Hook, 6"	22.10
CC168	Square Hook, 12"	23.90



Round hook



Square hook



BINS/SUPPORT RACKS & CABINETS

BENCH LOUVERED RACKS


- All-welded louvered bench rack
- Provides tool and storage for assembly or repair operations when combined with plastic parts bin
- Durable Kleton blue enamel finish

36" FREE STANDING RACKS

- Free standing unit made of 1" square tube frame
- May be placed on any flat surface near a worksite without the need for bolts or fasteners

72" BOLT-ON RACKS

- Constructed of 1 1/4" square tube frame
- Designed to be permanently installed on a 72" wide workbench



CB147
Bench Rack
with Bins

MIX & MATCH

Need more bins that will fit the products on this page?

See page 5-6



RACK ONLY

Model No.	Rack Type	Dimensions					Wt. lbs.	Price /Each
		W"	x	D"	x	H"		
CB363	Free Standing	36	x	10	x	22	22	115.00
CB364	Bolt-On	72	x	15	x	40	95	477.00

RACK/BIN COMBINATION

Red	Blue	Model No.			Overall Bin Dimensions W" x D" x H"	Bin Qty	Bin Capacity lbs.	Price /Each
		Yellow	Green	Stone				
36" LOUVERED								
CB146	CB145	CB147	CF359	CF360	4 1/8 x 5 3/8 x 3	32	320	156.00
CB152	CB151	CB153	CF361	CF362	4 1/8 x 7 3/8 x 3	32	320	173.00
CB155	CB154	CB156	CF363	CF364	5 1/2 x 10 7/8 x 5	18	540	198.00
72" LOUVERED								
CB173	CB172	CB174	CF365	CF366	4 1/8 x 7 3/8 x 3	144	1440	771.00
CB176	CB175	CB177	CF367	CF368	5 1/2 x 10 7/8 x 5	72	2160	839.00
CB185	CB184	CB186	CF369	CF370	8 1/4 x 14 3/8 x 7	36	2160	820.00

CB176
Bench rack
with bins



Work bench not included

DEEP DOOR COMBINATION CABINETS

- All-welded heavy-duty 16-gauge, combination bin/shelf cabinet
- 4" deep hinged doors
- Unique padlock hasp helps prevent access with bolt cutters
- Powder coated Kleton grey finish
- Padlock sold separately

84 BIN CABINETS

- 4 reinforced 16-gauge main adjustable shelves with 500 lbs. capacity per shelf
- Incorporates louvered bin hanging panels welded into the cabinets doors

CABINET ONLY

Model No.	Description	Dimensions					Wt. lbs.	Price /Each
		W"	x	D"	x	H"		
CB442	Cabinet only	38	x	24	x	72	324	1638.00
FB025	Extra shelf	38	x	18	x	1	18	87.70

CABINET & BIN COMBINATION

Model No.					Description	Wt. lbs.	Price /Each
Blue	Red	Yellow	Green	Stone			
CB446	CB477	CB448	CB693	CB694	Cabinet and plastic bins	341	1696.00

BINS SUPPLIED

Bin Qty	Bin Size					Capacity lbs.
	W"	x	D"	x	H"	
84	4 1/8	x	5 3/8	x	3	10



CB446

BINS/SUPPORT RACKS & CABINETS



DEEP DOOR COMBINATION CABINETS

- All-welded heavy-duty 16-gauge, combination bin/shelf cabinet
- 4" deep hinged doors
- Unique padlock hasp helps prevent access with bolt cutters
- Powder coated Kleton grey finish
- Padlock sold separately

KLETON

96 BIN CABINETS

- Two reinforced 16-gauge main adjustable shelves with 500 lbs. capacity per shelf
- Incorporates louvered bin hanging panels welded to the cabinet's back and doors

CABINET ONLY

Model No.	Description	Dimensions					Wt. lbs.	Price /Each
		W"	x	D"	x	H"		
FH820	Cabinet only	38	x	24	x	72	316	1744.00
FB025	Extra shelf	38	x	18	x	1	18	87.70

CABINET & BIN COMBINATION

Blue	Red	Model No.			Description	Wt. lbs.	Price /Each
		Yellow	Green	Stone			
CF371	CF372	CF373	CF374	CF375	Cabinet and plastic bins	359	1918.00

BINS SUPPLIED

Bin Qty	Bin Size					Capacity lbs.
	W"	x	D"	x	H"	
84	4 1/8	x	5 3/8	x	3	10
12	5 1/2	x	10 7/8	x	5	30



CF373
96 Bins

98 BIN CABINETS

- 2 reinforced 16-gauge main adjustable shelves with 500-lbs. capacity per shelf
- Incorporates louvered bin hanging panels welded to the cabinet's back and doors

CABINET ONLY

Model No.	Description	Dimensions					Wt. lbs.	Price /Each
		W"	x	D"	x	H"		
FH820	Cabinet Only	38	x	24	x	72	316	1744.00
FB025	Extra shelf	38	x	18	x	1	18	87.70

CABINET & BIN COMBINATION

Blue	Red	Model No.			Description	Wt. lbs.	Price /Each
		Yellow	Green	Stone			
CF355	CF356	CF354	CF357	CF358	Cabinet and plastic bins	385	2044.00

BINS SUPPLIED

Bin Qty	Bin Size					Capacity lbs.
	W"	x	D"	x	H"	
48	5 3/8	x	4 1/8	x	3	10
36	7 3/8	x	4 1/8	x	3	10
8	14 3/4	x	8 1/4	x	7	60
6	14 3/4	x	16 1/2	x	7	75



CF355
98 Bins

118 BIN CABINETS

- Incorporates louvered bin hanging panels welded to the cabinet's back and doors

CABINET ONLY

Model No.	Description	Dimensions					Wt. lbs.	Price /Each
		W"	x	D"	x	H"		
CB441	Cabinet only	38	x	24	x	72	316	1569.00

CABINET & BIN COMBINATION

Blue	Red	Model No.			Description	Wt. lbs.	Price /Each
		Yellow	Green	Stone			
CB443	CB444	CB445	CB691	CB692	Cabinet and plastic bins	385	1909.00

BINS SUPPLIED

Bin Qty	Bin Size					Capacity lbs.
	W"	x	D"	x	H"	
42	5 3/8	x	4 1/8	x	3	10
42	7 3/8	x	4 1/8	x	3	10
18	10 7/8	x	5 1/2	x	5	30
12	14 3/4	x	8 1/4	x	7	60
4	14 3/4	x	16 1/2	x	7	75



CB444
118 Bins


BINS/SUPPORT RACKS & CABINETS

LABEL HOLDERS

- Clearly identify your shelf/bin contents with the efficient and time-saving Aigner holders
- Versatile, highly protective, easy to read, and even custom designed with a special matte finish, making bar code applications easy
- Ideal for all types of racking, shelving and bin/drawer storage systems
- Labels provided

HOL-DEX®

- Can be custom cut to your specific size specifications
- Package of 12



SUPERSCAN®

- Available in 4 extra large sizes for pallet-racking installation
- Clear plastic matte finish assures precise bar code reading everytime
- Inserts are laser ink jet printer compatible for easy labeling



SUPERSCAN® (CLEAR ONLY)

Model No.	Dimensions W" x L"	Qty /Box	Price /Box	Model No.	Dimensions W" x L"	Qty /Box	Price /Box
SELF-ADHESIVE				MAGNETIC			
OG356	2 x 3.5	50	39.80	OG357	2 x 3.5	50	63.80
RG670	3 x 5	50	48.10	RG672	3 x 5	50	66.10
RG671	4 x 6	50	56.30	RG673	4 x 6	50	82.60
RG681	5 x 7	25	49.60	RG683	5 x 7	25	63.80

SLIP 'N STICK™ AISLE SIGNS

- Create your own customised warehouse signs
- Built-in flexible hinge prevents breakage
- Included: 10 sign holders (11" x 8 1/2"), 12 yellow laser/ink jet sheets and instructions



SNAP-ON

- Snaps into pallet rack assembly holes, can snap out to relocate

Model No. OE798
Price/Each \$46.60

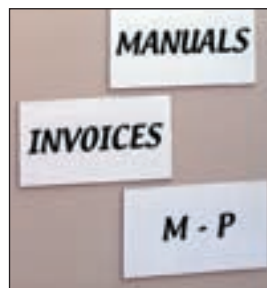
SELF-ADHESIVE

- Adheres to flat surfaces, for more permanent applications

Model No. OJ943
Price/Each \$46.60

WRITE-ON MAGNETIC TAGS

- A fast, simple and inexpensive means of labeling high-volume applications, primary uses in warehouses and other storage areas
- Newly formulated write-on/wet erase tags come with a strong magnetic backing
- Special wet-erase feature will keep tags clear and clean for extended periods
- Mark with a standard wet erase marker, erase with a damp cloth and remark



50' ROLLS


Model No.	Width"	Price /Each
RH698	1	102.00
RH699	2	173.00
RH700	3	237.00

TAGS, 25/BOX

Model No.	Dimensions W" x L"	Price /Each
RH696	3 x 6	66.10
RH697	3 x 8	84.80
RH693	2 x 6	49.60

MAGNETIC TAPES FOR LABELS

- Peel and stick computer printed or hand written labels to non magnetic (matte) side
- Scissor cut to desired length
- Magnetic (shiny) side adheres to metal surface
- Can change label or relocate as required



Model No.	Dimensions W" x L'	Price /Each
OJ940	1 x 50	55.60
OJ941	2 x 50	94.60
OJ942	3 x 50	126.00

Custom pre-scored sizes available

SLIP STRIP™ LABEL HOLDING SYSTEM

- Excellent for displaying bar codes, messages, prices or other information on pallet racking and shelving
- Self-adhesive label/document holder system allows you to change labels without messy adhesive build-up
- 6/pkg

Model No.	Dimensions W" x L'	Price /Each
OE802	1 x 3	53.30
OE803	1 1/4 x 4	69.80
OE804	2 x 4	84.10



MAGNETIC CARD HOLDERS

- Fast, simple and versatile means of labeling
- Great for metal racks, shelves, bins, drawers and more
- Insertable magnetic C channel design allows for labels to be changed simply by re-marking the paper insert or re-positioning the magnet
- Colour: Black
- Custom cut sizes available on special order
- Inserts included


Model No.	Dimensions W" x L"	Qty /Box	Price /Each
OE250	1 x 3	25	19.50
OE251	1 x 4	25	24.80
OE252	1 x 6	25	33.80
OE253	1 x 8	25	42.80
OE254	2 x 3	25	26.95
OE255	2 x 4	25	33.80
OE256	2 x 6	25	47.30
OE257	2 x 8	25	60.80
OE258	3 x 4	25	47.30
OE259	3 x 6	25	66.80
OE260	3 x 8	25	84.80



PREMIUM JOB TICKET HOLDERS

- Protect work orders, production schedules, inventory cards and other important documents from excessive handling and wear
- Sewn edges are reinforced with heavy-duty vinyl and a brass eyelet is centered for hanging
- Clear 8 mil. PVC for easy visibility

Model No.	Dimensions W" x L"	Qty /Box	Price /Each
PC529	9 x 6	25	98.40
PC530	12 x 9	25	116.00



WIRE-RAC™

- Snap-on holders easily and quickly identify stored contents
- Clear, flexible plastic sleeves fit new or existing wire shelving with 1 1/4" facing; paper inserts included

Model No.	Dim. W" x L"	Qty /Box	Price /Each
RH683	1 5/16 x 3	25	31.50
RH684	1 5/16 x 6	25	55.60
RH685	1 5/16 x 12	12	49.20
RH686	1 5/16 x 24	6	51.10



QUANTUM™ HULK CONTAINERS

- Heavy-duty injection-molded polypropylene stackable containers
- Organize and store your larger bulky items
- Extra large stacking containers offer a generous 2 to 2 1/2' in length to store your larger items
- Ideal for back-to-back use on 48" pallet rack or heavy-duty, extra deep shelving, and are available in a variety of widths and heights
- Heavy-duty front, back and side grips allow for easy handling
- Optional clear plastic window increases bin capacity and provides a quick view of the bin contents
- Optional dividers maximize flexibility and keep contents organized
- Wide stacking ledge and anti-slide lock keep stacked bins steady and prevent forward shifting
- Waterproof bins resist rust and corrosion
- Bins are autoclavable up to 250°F and are resistant to extreme cold
- **Do not hang on louvered panels or rail systems**



Model No.				Mfg. No.	Outside Dim.					Price /Each	Dividers	Price /Each	Windows	Price /Each
Blue	Red	Yellow	Clear		W"	x	D"	x	H"					
CD545	CD546	CD547	CF525	QUS950	8 1/4	x	23 7/8	x	7	47.10	CD563	11.10	CD569	4.41
CD548	CD549	CD550	CF526	QUS951	8 1/4	x	23 7/8	x	9	47.90	CD564	11.50	CD570	4.48
CD551	CD552	CD553	CF527	QUS952	11	x	23 7/8	x	7	48.80	CD563	11.10	CD571	4.57
CD554	CD555	CD556	CF528	QUS953	11	x	23 7/8	x	10	51.10	CD566	13.20	CD572	9.16
CD557	CD558	CD559	CF529	QUS954	16 1/2	x	23 7/8	x	11	55.50	CD567	14.30	CD573	9.56
CD560	CD561	CD562	CF530	QUS955	18 1/4	x	23 7/8	x	12	56.50	CD568	15.00	CD574	13.40
CF196	CF197	CF198	-	QUS970	8 1/4	x	29 7/8	x	7	62.60	-	-	CD569	4.41
CF199	CF200	CF201	-	QUS973	11	x	29 7/8	x	10	68.60	-	-	CD572	9.16
CF202	CF203	CF204	-	QUS974	16 1/2	x	29 7/8	x	11	75.20	-	-	CD573	9.56
CF205	CF206	CF207	-	QUS975	18 1/4	x	29 7/8	x	12	85.00	-	-	CD574	13.40
CF208	CF209	CF210	-	QUS976	16 1/2	x	29 7/8	x	15	95.00	-	-	CF211	14.80

STORE MORE™ PLASTIC SHELF BINS

- Durable, high density polypropylene bins
- Economical way to store and display parts and components
- Feature a moulded-in label holder and a built-in rear hang-lock which allows bins to tilt out for complete access when on shelving
- A wide hopper front allows complete access to the contents of the bin
- Edges are reinforced for added strength
- Designed for 12", 18" and 24" deep shelf units, racks or standard shelving
- Bins are waterproof, impervious to most chemicals and unaffected by grease or oil



Store more with 6" high shelf bins



Model No.			Mfg. No.	Outside Dim.					Inside Dim.				Price /Each	Dividers up to 7/bin	Bin Cups/Bin		
Blue	Yellow	Red		W"	x	D"	x	H"	W"	x	D"	x			H"	CD036	CD041
CF212	CF213	CF214	QSB201	4 1/8	x	11 5/8	x	6	3	x	10 1/6	x	6	4.18	CF248	6	2
CF215	CF216	CF217	QSB202	6 5/8	x	11 5/8	x	6	5 1/2	x	10 1/6	x	6	6.39	CF249	9	4
CF218	CF219	CF220	QSB207	8 3/8	x	11 5/8	x	6	7 1/8	x	10 1/6	x	6	7.30	CF250	12	4
CF221	CF222	CF223	QSB209	11 1/8	x	11 5/8	x	6	10	x	10 1/6	x	6	11.20	CF251	18	6
CF224	CF225	CF226	QSB203	4 1/8	x	17 7/8	x	6	3	x	16 1/2	x	6	6.07	CF252	9	3
CF227	CF228	CF229	QSB204	6 5/8	x	17 7/8	x	6	5 1/2	x	16 1/2	x	6	7.99	CF253	15	6
CF230	CF231	CF232	QSB208	8 3/8	x	17 7/8	x	6	7 1/8	x	16 1/2	x	6	11.30	CF254	19	6
CF233	CF234	CF235	QSB210	11 1/8	x	17 7/8	x	6	10	x	16 1/2	x	6	18.80	CF255	29	8
CF236	CF237	CF238	QSB205	4 1/8	x	23 5/8	x	6	3	x	22 1/8	x	6	12.30	CF256	13	4
CF239	CF240	CF241	QSB206	6 5/8	x	23 5/8	x	6	5 1/2	x	22 1/8	x	6	16.60	CF257	21	8
CF242	CF243	CF244	QSB214	8 3/8	x	23 5/8	x	6	7 1/8	x	22 1/8	x	6	21.50	CF258	24	8
CF245	CF246	CF247	QSB216	11 1/8	x	23 5/8	x	6	10	x	22 1/8	x	6	25.60	CF259	35	16

BIN DIVIDERS

Model No	Price /Each
CF248	1.32
CF249	1.42
CF250	3.32
CF251	3.86
CF252	1.34
CF253	1.42
CF254	3.28
CF255	3.82
CF256	1.34

BIN DIVIDERS

Model No	Price /Each
CF257	1.42
CF258	3.32
CF259	3.86

BIN CUPS

Model No	Dimensions			Price /Each		
	W"	x	D"	x	H"	
CD036	3	x	1 3/4	x	3	0.74
CD041	5 1/8	x	2 3/4	x	3	1.42

BINS/SUPPORT RACKS & CABINETS

SHELF BINS

- Economical way to store and display parts and components
- Durable polypropylene
- Designed for use on 12", 18" and 24" deep shelving, or vertical storage and retrieval units
- Shelf bins "nest" when empty
- Bin cups and dividers available



The special built-in hanglock catches the underside of the shelf above, allowing each bin to be tilted out for complete access.

Blue	Bin Model No.				Mfg. No.	Outside Dimensions				Price /Each	Dividers, up to 7 per bin	Bin Cup Per Bin				
	Red	Yellow	Clear	Green		W"	x	D"	x			H"	CB379	CB380	CD036	CD041
CB381	CB382	CB383	-	CB696	30-110	2 3/4	x	11 5/8	x	4	2.29	N/A	3	-	-	-
CB384*	CB385*	CB386*	-	CB697*	30-120	4 1/8	x	11 5/8	x	4	2.81	CB420	5	2	-	-
CB393*	CB394*	CB395*	-	CB698*	30-130	6 5/8	x	11 5/8	x	4	3.75	CB421	9	4	-	-
CC393	CC394	CC395	CF531	CD023	QSB107	8 3/8	x	11 5/8	x	4	4.68	CB878	-	-	12	4
CC396	CC397	CC398	CF532	CD026	QSB109	11 1/8	x	11 5/8	x	4	7.01	CB869	-	-	18	6
CB390*	CB391*	CB392*	-	CB699*	30-128	4 1/8	x	17 7/8	x	4	4.17	CF021	8	3	-	-
CB396*	CB397*	CB398*	-	CB700*	30-138	6 5/8	x	17 7/8	x	4	4.59	CB421	15	6	-	-
CC399	CC400	CC401	CF533	CD029	QSB108	8 3/8	x	17 7/8	x	4	7.26	CB867	-	-	19	6
CC402	CC403	CC404	CF534	CD032	QSB110	11 1/8	x	17 7/8	x	4	11.60	CB869	-	-	29	9
CC405	CC406	CC407	CF535	CD045	QSB105	4 1/8	x	23 5/8	x	4	7.64	CB861	-	-	13	4
CC408	CC409	CC423	CF536	CD048	QSB106	6 5/8	x	23 5/8	x	4	10.50	CB862	-	-	21	8
CC411	CC412	CC413	CF537	CD051	QSB114	8 3/8	x	23 5/8	x	4	12.90	CB867	-	-	24	8
CC414	CC415	CC416	CF538	CD054	QSB116	11 1/8	x	23 5/8	x	4	15.90	CB869	-	-	35	16

*2 full width adjustable/removable dividers included

BIN DIVIDERS

Model No.	Mfg. No.	Description	Price /Each
CF021	40-128	Divider, 3" wide	0.67
CB420	40-120	Divider, 2 7/8" wide	0.67
CB421	40-130	Divider, 5 1/2" wide	0.84
CB867	DSB107	Divider, 8 1/8" wide	1.73
CB869	DSB109	Divider, 11 1/8" wide	2.00
CB861	DSB101	Divider, 4 1/8" wide	0.67
CB862	DSB102	Divider, 6 5/8" wide	0.73

BIN CUPS

Model No.	Mfg. No.	Colour	Description	Price /Each
CB379	30-101	White	Bin cup, 3 1/4" x 2"	1.03
CB380	30-102	White	Bin cup, 5" x 2 3/4"	1.89
CD036	QBC111	Yellow	Bin cup, 3 1/4" x 1 3/4"	0.74
CD041	QBC112	Yellow	Bin cup, 5 1/8" x 2 3/4"	1.42

EXTENDED LABEL HOLDERS

Model No.	Mfg. No.	Colour	Angle	Qty/Box	Price/Box
CF398	ELH410	Black	10°	24	44.80
CF399	ELH415	Black	45°	24	44.80

RECYCLED SHELF BINS

- Manufactured from recycled 100% post consumer, high density polypropylene
- Available in black only

Model No.	Mfg. No.	Outside Dimensions				Price /Each	Dividers Model No.	Price /Each
		W"	x	D"	x			
CF441	30-110BLK	2 3/4	x	11 5/8	x	4	-	-
CB850	QSB 101 BR	4 1/8	x	11 5/8	x	4	CB861	0.67
CB851	QSB 102 BR	6 5/8	x	11 5/8	x	4	CB862	0.73
CF442	30-128 BLK	4 1/8	x	17 7/8	x	4	CB420	0.67
CB954	QSB 104 BR	6 5/8	x	17 7/8	x	4	CB862	0.73
CB854	QSB 105 BR	4 1/8	x	23 5/8	x	4	CB861	0.67
CB855	QSB 106 BR	6 5/8	x	23 5/8	x	4	CB862	0.73
CB857	QSB 108 BR	8 3/8	x	17 7/8	x	4	CB867	1.73
CB860	QSB 114 BR	8 1/8	x	23 5/8	x	4	CB867	1.73
CC304	QSB 116B	11 1/8	x	23 5/8	x	4	CB869	2.00
CC241	QGH 700 BR	19 7/8	x	15 1/4	x	12 7/16	-	-



EURO DRAWERS

- Heavy-duty design for efficient organization of heavy parts, supplies, tools or equipment
- Injection moulded from virgin grade high-impact polystyrene
- 12-gauge thick wall
- Completely waterproof
- Oil and chemical-resistant
- Smooth front curved pull handle has ample room for pressure sensitive identification labels or bar codes
- Front handle has 3/4" opening
- Full width back ledge ensures spill free use



CC502



CC508



CC509



CC515



Add dividers to Euro Drawers for additional storage possibilities!

Model No.				Mfg. No.	Outside Dimensions			Price /Each	Divider Model No.	Price /Each		
Blue	Grey	Red	Yellow		W"	x	D"				x	H"
CE289	CE291	CE292	CE290	QED401	5 9/16	x	11 5/8	x	2 5/8	7.54	CE309	1.15
CE293	CE295	CE296	CE294	QED501	3 3/4	x	11 5/8	x	4 5/8	7.73	CC518	1.20
CC501	CC503	CC504	CC502	QED601	5 9/16	x	11 5/8	x	4 5/8	8.45	CC517	1.36
CC505	CC507	CC508	CC506	QED602	5 9/16	x	17 5/8	x	4 5/8	12.40	CC517	1.36
CC509	CC511	CC512	CC510	QED603	5 9/16	x	23 7/8	x	4 5/8	16.00	CC517	1.36
CC513	CC515	CC516	CC514	QED604	3 3/4	x	17 5/8	x	4 5/8	10.70	CC518	1.20
CE305	CE307	CE308	CE306	QED606	8 3/8	x	17 5/8	x	4 5/8	13.70	CE312	2.12
CE297	CE299	CE300	CE298	QED701	8 3/8	x	11 5/8	x	4 5/8	10.40	CE312	2.12
CE301	CE303	CE304	CE302	QED801	11 1/8	x	11 5/8	x	4 5/8	12.70	CE314	2.48

EURO DRAWER CLOSED SHELF UNITS

- 13 heavy-duty grey enamel shelves
- Capacity: 630 lbs. per shelf
- Shipped knocked down



INCLUDES:

- 72 QED601 Series Euro drawers, 11 5/8" W x 5 9/16" D x 4 5/8" H
- Dimensions: 36" W x 12" D x 76" H

Model No.				Description	No. of Shelves	Price /Each
Blue	Yellow	Grey	Red			
CF102	CF103	CF104	CF105	Starter	13	953.00
CF159	CF160	CF161	CF162	Add-On	13	904.00

- 72 QED602 Series Euro drawers 17 5/8" W x 5 9/16" D x 4 5/8" H
- Dimensions: 36" W x 18" D x 76" H

CF106	CF107	CF108	CF109	Starter	13	1334.00
CF163	CF164	CF165	CF166	Add-On	13	1276.00

- 108 QED604 Series Euro drawers 17 5/8" W x 3 3/4" D x 4 5/8" H
- Dimensions: 36" W x 18" D x 76" H

CF110	CF111	CF112	CF113	Starter	13	1603.00
CF167	CF168	CF169	CF170	Add-On	13	1545.00

- 72 QED603 Series Euro drawers 23 7/8" W x 5 9/16" D x 4 5/8" H
- Dimensions: 36" W x 24" D x 76" H

CF114	CF115	CF116	CF117	Starter	13	1693.00
CF171	CF172	CF173	CF174	Add-On	13	1625.00

RACKBIN™ 42" PALLET RACK CONTAINERS

- Extra-large bins offer a generous 42" in length to store your larger items
- 42" length ensures no wasted space on 42" deep rack
- Heavy-duty front, back and side grips allow for easy handling
- Wide stacking ledge and anti-slide lock keeps stack bins steady and prevent forward shifting
- Have eight 1/4" drill hole pattern on bottom of bin for easy hole insertion for drainage and air circulation if needed
- Waterproof bins are corrosion free
- Available in blue and gray



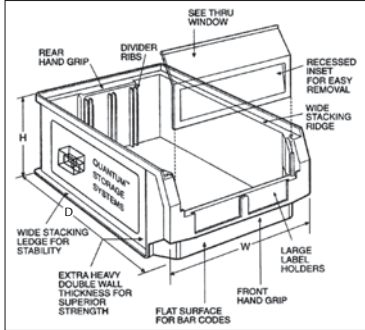
Model No.		Mfg. No.	Outside Dimension			Inside Dimensions			Wt. lbs.	Price /Each				
Blue	Gray		W"	x	D"	x	H"	W"			x	D"	x	H"
CF539	CF540	QRB166	16 1/2	x	41 7/8	x	17 1/2	14	x	40 1/8	x	16 1/2	16	164.00
CF541	CF542	QRB206	19 7/8	x	41 7/8	x	17 1/2	17 3/8	x	40 1/8	x	16 1/2	17	181.00
CF543	CF544	QRB246	23 7/8	x	41 7/8	x	17 1/2	21 1/2	x	40 1/8	x	16 1/2	19	199.00

BINS/SUPPORT RACKS & CABINETS



GIANT STACKING CONTAINERS

- Injection moulded from high density polypropylene
- Extra heavy, double wall thickness with interlock preformed lip allows containers to stack securely
- Moulded carrying handle on backside
- Moulded-in divider and label slots
- Optional windows available
- Can withstand temperatures ranging from -40° to 250°F
- Waterproof, will not rust or corrode
- Unaffected by chemicals and solvents
- Mobile bin comes with 2 swivel, 2 rigid 3" casters
- 250-lb mobile capacity
- 150-lb stack capacity



CC447

BINS

				Mfg. No.	Outside Dimensions			Price /Each	DIVIDER		WINDOW	
Blue	Green	Red	Yellow		W" x D" x H"	Model No.	Price /Each		Model No.	Price /Each		
CC361	CC362	CC363	CC364	QMS531	12 3/8 x 19 3/4 x 5 7/8	23.20	CC381	7.57	CC385	6.13		
CC365	CC366	CC367	CC368	QMS532	12 3/8 x 19 3/4 x 7 7/8	26.30	CC382	9.11	CC386	7.31		
CC369	CC370	CC371	CC372	QMS533	12 3/8 x 19 3/4 x 11 7/8	31.70	CC383	10.90	CC387	7.85		
CC373	CC374	CC375	CC376	QMS543	18 3/8 x 19 3/4 x 11 7/8	35.60	CC384	10.90	CC388	8.75		
CC377*	CC378*	CC379*	CC380*	QMS743	18 3/8 x 29 x 11 7/8	66.10	-	-	-	-		
CC447*	CC449*	CC448*	CC450*	QMS843MOB**	18 3/8 x 29 x 11 7/8	156.00	-	-	-	-		

* Includes heavy-duty spread bar for extra strength and support ** Mobile bins

GIANT OPEN HOPPER BIN SHELVING UNITS

- Dimensions: 18" D x 42" W x 76" H
- Capacity: 480 lbs. per shelf
- Shipped knocked down



CF189



CF193



CF081

SERIES QMS516

- 4-QMS543-red, 3-QMS533-blue, 6-QMS532-yellow and 3-QMS531-blue open hopper bins (see chart above for bin dimensions)
- 7 heavy-duty grey enamel shelves

Model No.				Description	Price /Each
Red	Blue	Yellow	Green		
SERIES QMS531					
CF188	CF185	CF186	CF187	Starter	1001.00
CF784	CF785	CF786	CF787	Add-on	941.00
SERIES QMS532					
CF072	CF073	CF074	CF075	Starter	876.00
CF089	CF090	CF091	CF092	Add-on	836.00
SERIES QMS533					
CF080	CF081	CF082	CF083	Starter	745.00
CF097	CF098	CF099	CF100	Add-on	705.00
SERIES QMS543					
CF193	CF190	CF191	CF192	Starter	682.00
CF789	CF790	CF791	CF792	Add-on	643.00
SERIES QMS516					
CF189*				Starter	758.00
CF788*				Add-on	734.00

* Mixed colors

SERIES QMS543

- 10-QMS543 open hopper bins
- 19 3/4" W x 18 3/8" D x 11 7/8" H
- 6 heavy-duty grey enamel shelves



CF074

SERIES QMS533

- 15 QMS533 open hopper bins
- 19 3/4" W x 12 3/8" D x 11 7/8" H
- 6 heavy-duty grey enamel shelves



CF187

SERIES QMS532

- 21 QMS532 open hopper bins
- 19 3/4" W x 12 3/8" D x 7 7/8" H
- 8 heavy-duty grey enamel shelves

SERIES QMS531

- 27-QMS531 open hopper bins
- 19 3/4" W x 12 3/8" D x 5 7/8" H
- 10 heavy-duty grey enamel shelves

JUMBO PLASTIC CONTAINERS

- Extra-large size provides massive amount of storage capacity
- Guaranteed unbreakable and distortion-free from -40°C to 120°C
- Unaffected by oil, alkaline, and most acids
- Nesting design allows for minimal storage space when not in use
- Stackable for added space savings, up to 4 high
- Outside dimensions: 15 1/2" W x 25" D x 13" H
- Inside dimensions: 13 1/2" W x 22 3/5" D x 12" H
- Capacity: 200 lbs.

KLETON



Model No.	Colour	Price /Each
CF329	Green	37.65
CF327	Red	37.65

Model No.	Colour	Price /Each
CF328	Blue	37.65
CF330	Yellow	37.65

WIDE SPAN SHELVING WITH JUMBO PLASTIC BINS

- Ideal for storing supplies in warehouses or shops
- No bolt shelving system can be built quickly and easily
- 12-gauge steel posts and 13-gauge beams
- Shelf levels include 5/8" particleboard decking and required tie bars
- Capacity is 800 lbs. per shelf evenly distributed
- Offered configurations include three levels with 12 bins and four levels with 16 bins
- Plastic bin dimensions: 15 1/2" W x 25" D x 13" H
- Assembly required



RL984

KLETON



RL989

Model No.	Shelving Size			No. of Shelves	No. of Bins	Colour	Price /Each
	W"	D"	H"				
RL984	66	18	60	3	12	Red	633.00
RL985	66	18	60	3	12	Blue	633.00
RL986	66	18	60	3	12	Green	633.00
RL987	66	18	60	3	12	Yellow	633.00
RL988	66	18	60	3	12	Red, Blue, Yellow	633.00
RL980	66	18	72	4	16	Red	835.00
RL981	66	18	72	4	16	Blue	835.00
RL982	66	18	72	4	16	Green	835.00
RL983	66	18	72	4	16	Yellow	835.00
RL989	66	18	72	4	16	Red, Blue, Yellow, Green	835.00

WIRE SHELVING UNITS WITH STORAGE BINS

Same great features as the Kleton chromate wire shelving, but with the added convenience of heavy-duty storage bins.

- Adjustable chromate wire shelves
- Wire shelving resists corrosion and provides greater visibility to stored parts
- Wire shelves prevent build up of dust and dirt
- Bins are unaffected by oil, alkaline, and most acids
- Ideal in production or for parts storage
- NSE certified
- Assembly required
- Unit's total capacity should not exceed 2000-lb.



See page 12 for Aigner Wire-Rac™ labels & holders

KLETON

Model No.	Shelving Size			No. of Shelves	Bin Size			No. of Bins	Colour	Price /Each
	W"	D"	H"		W"	D"	H"			
RL823	36	24	74	5	15 1/2	25	13	8	Blue	618.00
RL824	36	24	74	5	15 1/2	25	13	8	Yellow	618.00
RL825	36	24	74	5	15 1/2	25	13	8	Green	618.00
RL826	36	24	74	5	15 1/2	25	13	8	Red	618.00




RL826



RL825

STACK & NEST CONTAINERS



- Polyewton Stack-N-Nest containers used in general manufacturing, food processing and distribution applications
- Injection moulded from high density polyethylene
- Will not rust, rot or corrode, resist damaging effects of oil, most chemical solvents, water and steam
- Stack without covers
- Nest at alternating 180° positions when empty
- Withstands wide temperature variances
- Easily cleaned

Manufactured from FDA compliant materials

COVERS

	Model No.			Price /Each
	Grey	Red	Blue	
A.	CA334	CC877	CC883	11.20
B.	CA337	CC880	CC886	11.90
C.	CA335	CC878	CC884	10.60
D.	CA336	CC879	CC885	14.90
E.	CA339	CC882	CC888	20.20
F.	CA338	CC881	CC887	21.60

CONTAINERS

Grey	Model No.			Mfg No.	Outside Dimensions Top			Outside Dimensions Bottom			Overall Height"	Volume cu.ft.	Nesting Ratio	Wt. lbs.	Uses Cover*	Price /Each
	Red	Blue			L"	x	W"	L"	x	W"						
CA341	CC859	CC868		SN2012-6	20.1	x	13.0	18.5	x	11.5	6.2	0.6	2.1:1	2.1	A	19.60
CA344	CC860	CC869		SN2414-8	24.0	x	14.1	21.8	x	11.5	7.9	1.1	4:1	3.4	B	27.60
CA342	CC861	CC870		SN2013-12	19.4	x	12.9	17.3	x	10.9	12.1	1.3	4:1	3.8	C	30.80
CA343	CC862	CC871		SN2117-12	21.0	x	17.0	18.8	x	15.0	12.0	1.8	4:1	5.0	D	43.90
CA346	CC863	CC872		SN2618-10	26.1	x	18.7	24.0	x	15.9	10.5	2.1	4:1	5.4	E	44.60
CA348	CC864	CC873		SN3022-6	29.6	x	22.4	28.3	x	21.0	6.1	2.1	4:1	4.8	N/A	43.40
CA347	CC865	CC874		SN2818-10	28.4	x	18.7	26.0	x	15.9	10.5	2.3	4:1	5.8	N/A	46.30
CA345	CC866	CC875		SN2420-13	24.0	x	20.0	21.6	x	17.7	13.0	2.7	4:1	6.1	F	44.80
CA349	CC867	CC876		SN3024-15	30.1	x	24.0	27.0	x	21.0	15.1	4.7	4.5:1	11.0	N/A	95.20

STACK-N-NEST® STORAGE BINS

- Great for storing, assembling and transporting small parts, components and finished goods
- Designed for maximum efficiency and utility
- Set together one way they stack and the other way they nest
- May be used on shelving or stacked up
- Heavy-duty design allows higher stacking
- In the plant, use the same bin for storage, handling, and assembly, no need to transfer contents



Model No.	Colour	Outside Dimensions					Wt. lbs.	Price /Each
		L"	x	W"	x	D"		
CC890	Blue	15 1/4	x	12 1/4	x	6	2	14.10
CC892	Yellow	15 1/4	x	12 1/4	x	6	2	14.10

STACK & NEST TOTES

- Will stack with or without lids for maximum storage and shipping
- Ability to stack and can be turned 180° to nest when empty
- Textured bottoms ensure safe and easy, non-slip grip transit on conveyors
- Will not rust, corrode or bend out of shape
- Are unaffected by chemicals and are waterproof
- Fit on standard 48" x 40" pallets
- Can withstand temperature ranges from -10°F to 250°F
- Ribs under lip prevent jamming when nested
- Handle grips on either side
- Injection molded high density polypropylene
- FDA compliant materials



Optional lids protect container contents. As pictured, lids can be fastened and locked for added security.



All nine sizes of totes have the ability to use the optional clear label holder. It securely attaches to SNT with or without lid for easy part identification.

CONTAINERS

Model No.				Mfg. No.	Outside Dimensions			Inside Dimensions			Qty /Case	Price /Each	COVERS				Qty /Case	Price /Each			
Blue	Grey	Red			L"	x	W"	x	H"	L"			x	W"	x	H"			Blue	Grey	Red
CC315	CC316	CC317		SNT180	18	x	11	x	6	15 1/4	x	9 3/8	x	5 7/8	6	15.70	CC342	CC343	CC344	6	10.80
CC318	CC319	CC320		SNT185	18	x	11	x	9	15 1/8	x	9 1/8	x	8 7/8	6	18.90	CC342	CC343	CC344	6	10.80
CC321	CC322	CC323		SNT190	19 1/2	x	15 1/2	x	10	16	x	13 1/4	x	9 7/8	6	29.30	CC345	CC346	CC347	6	14.50
CC324	CC325	CC326		SNT195	19 1/2	x	15 1/2	x	13	15 7/8	x	13 3/8	x	12 7/8	6	30.30	CC345	CC346	CC347	6	14.50
CC327	CC328	CC329		SNT200	19 1/2	x	13 1/2	x	8	16 3/8	x	11 1/2	x	7 7/8	6	25.70	CC348	CC349	CC350	6	16.20
CC330	CC331	CC332		SNT225	23 1/2	x	19 1/2	x	10	19 3/8	x	16 7/8	x	9 7/8	3	30.10	CC351	CC352	CC353	3	21.70
CC333	CC334	CC335		SNT230	23 1/2	x	19 1/2	x	13	19 1/2	x	16 7/8	x	12 7/8	3	35.90	CC351	CC352	CC353	3	21.70
CC336	CC337	CC338		SNT240	23 1/2	x	15 1/2	x	12	19 5/8	x	13	x	11 7/8	3	32.70	CC354	CC355	CC356	3	22.90
CC339	CC340	CC341		SNT300	29 1/2	x	19 1/2	x	15	25 1/8	x	16 5/8	x	14 7/8	3	61.70	CC357	CC358	CC359	3	32.80

Model No. CC360

Label holder, accommodates up to 3" x 5". Fits all SNT containers.

QUANTUB NESTING TOTES

- High-density polyethylene
- Rolled top rim for comfortable grip
- Eight 1/4" position drill holes on bottom allow for drainage
- Dimensions: 24 1/2" L x 19" W x 9 1/2" H
- Made of FDA compliant materials

Model No. CD244 Grey

Model No. CD434 Blue

Price/Each \$31.50





COLLAPSIBLE CONTAINERS

- Polypropylene construction
- Collapses to 21" L x 14" W x 2" H for convenient storage
- Open dimensions 21" L x 14" W x 10 1/2" H
- Reinforced base for added durability
- 16 heavy-duty steel pins built in for increased strength
- Capacity: 160 lbs.

Model No. CF326


Price/Each \$32.35



Collapsed



STACK & NEST CONTAINERS



STACK-N-NEST® PLEXTON CONTAINERS

- Fibreglass reinforced rim
- Ideal solution for heavy-duty storage, work-in-process and distribution applications
- Can withstand temperatures as low as -60°F and as high as 250°F (continuous)
- Resistant to moisture, chemicals, solvents and most oils
- Capacity: 500 lbs. per container



STACK-N-NEST® CONTAINERS

STACK-N-NEST® CONTAINERS									COVERS			DOLLIES			
Model No.		Outside Dimensions Top			Inside Dimensions Top			Overall Height"	Qty/Case	Price /Each	Model No.		Price /Each	Model No.	Price /Each
Red	Grey	L"	x	W"	L"	x	W"				Red	Grey			
CD179	CD193	17.9	x	10.8	15.9	x	10.1	5	10	30.00	CD207	CD216	24.20	CD225	117.00
CD180	CD194	19.8	x	12.8	18.1	x	11.9	6	10	37.50	CD208	CD217	25.50	CD226	118.00
CD181	CD195	20.6	x	13.0	18.0	x	12.3	8	10	43.50	CF673	CF672	38.65	CD227	130.00
CD182	CD196	24.1	x	11.4	20.0	x	10.7	6.9	10	46.80	CD210	CD219	30.20	CD228	120.00
CD183	CD197	24.1	x	11.4	20.0	x	10.6	9	10	49.70	CD210	CD219	30.20	CD228	120.00
CD184	CD198	24.3	x	14.8	21.7	x	14.0	5.1	8	48.40	CD211	CD220	31.70	CD229	124.00
CD185	CD199	24.3	x	14.8	21.5	x	13.9	8	8	50.80	CD211	CD220	31.70	CD229	124.00
CD186	CD200	25.3	x	18.1	21.4	x	18.1	6.1	10	55.40	CD212	CD221	35.80	CD230	133.00
CD187	CD201	25.3	x	18.1	22.8	x	17.3	10.1	5	67.40	CD212	CD221	35.80	CD230	133.00
CD188	CD202	27.5	x	19.9	23.1	x	18.9	14.0	5	91.50	CD213	CD222	44.80	CD231	143.00
CD189	CD203	29.6	x	13.8	26.7	x	12.9	7	10	55.30	-	-	-	-	-
CD190	CD204	30.6	x	16.9	26.3	x	15.9	11.1	5	89.20	CD214	CD223	38.80	CD232	138.00
CD191	CD205	34.1	x	24.0	30.1	x	21.6	8.1	5	100.00	-	-	-	-	-
CD192	CD206	42.5	x	20.1	38.1	x	19.0	14.1	5	126.00	CD215	CD224	59.70	CD233	188.00

STACK-N-NEST® PLEXTON HOPPERS

- Fibreglass
- Ideal for heavy parts storage and hardware merchandising
- Nest within their own dimensions and provide positive-lock stacking
- Front label area accommodates adhesive labels



Red	Model No.	Green	Grey	Outside Dimensions						Inside Dimensions						Overall Height"	Wt. lbs.	Price /Each
				Top			Bottom			Top			Bottom					
				L"	x	W"	L"	x	W"	L"	x	W"	L"	x	W"			
CD267	CD268	CD269		18.1	x	11.4	13.1	x	9.9	16.0	x	8.0	12.8	x	7.5	7.6	3.8	41.70
CD270	CD271	CD272		24.0	x	11.4	19.2	x	9.2	21.5	x	8.8	19.0	x	7.6	7.9	5.1	49.80
CD273	CD274	CD275		24.1	x	16.3	19.1	x	14.4	21.8	x	12.9	18.8	x	11.6	8.0	7.0	62.50

SEE PAGE 12
FOR ADHESIVE
LABELS



Can't find what
you're looking for?
Call us today!



GIANT STACKING CONTAINERS


- Designed for multiple applications in recycling, storing parts, tools and warehouse items
- Will stack up to 6 high creating sturdy, tall storage systems
- Large grip side handles
- Extra thick side walls with reinforcing ribs allow for 100 lbs. stack capacity per bin
- Six 1/4" drill holes in bottom allow for drainage
- Outside dimensions: QGH700: 15 1/4" L x 19 7/8" W x 12 7/16" H
QGH600: 17 1/2" L x 10 7/8" W x 12 1/2" H
QGH800: 17 1/2" L x 16 1/2" W x 12 1/2" H



CLEAR WINDOW

Grey	Blue	Model No. Ivory	Black	Red	Mfg. No.	Price /Each	Model No.	Price /Each
CB838	CB839	CB841	CB842	CC305	QGH700*	30.30	CD581	6.29
CD575	CD576	-	-	CD577	QGH600	22.80	CB843	8.48
CD578	CD579	-	-	CD580	QGH800	29.10	CD582	7.90

*Optional label **CB844** is available for the QGH700 series




GIANT STACK CONTAINER SHELF UNITS

- Organize, store and easily access your parts with a complete bin centre
- Strong steel shelving is powder coated and features reinforced cross bracing for increased stability
- Easy assembly
- Bins are included with shelf
- 500-lb capacity per shelf and over 21 cubic feet of storage space
- One colour per unit
- Replacement bins available (See product above)
- Shipped knocked-down



Grey	Model No. Blue	Red	Mfg No.	Dimensions W" x D" x H"	Description	Qty of Bins Included	Price /Each
CF056	CF057	CF066	QSBU-700	42 x 18 x 75	Starter	10	519.00
CF061	CF062	CF067	OSBU-700	42 x 18 x 75	Add-on	10	479.00
CF779	CF260	CD590	QSBU-600	36 x 18 x 75	Starter	15	526.00
CF780	CF781	CF782	OSBU-600	36 x 18 x 75	Add-On	15	481.00



CD590



CF057

SAFETY

GLOVES
TRAFFIC CONTROL
SPILL CONTROL
EYEWEAR

STACK & NEST CONTAINERS

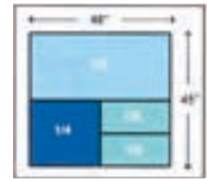
STAKPAK® PLUS 4845 SYSTEM CONTAINERS

- Stack-only, injection moulded, straight-wall modular containers
- High-density polyethylene (HDPE)
- Reinforced external ribbing adds maximum stacking strength
- Smooth, straight interior walls provide maximum space utilization and easy cleaning

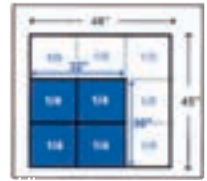
- Modular design optimizes cube on standard 45" x 48" pallet, allows for mixing and matching of various sizes
- Ergonomically designed handles for comfort and safety
- Containers hold up under temperatures from -10°F to 120°F
- Optional covers and cardholders available



48" x 15" (1/3)
 24" x 15" (1/6)
 12" x 15" (1/12)
 12" x 7" (1/24)



48" x 22" (1/2)
 24" x 22" (1/4)
 24" x 11" (1/8)



16" x 15" (1/4)
 on AIAG 30" x 32"
 15" x 15" (1/9)
 on AIAG 45" x 48"



12" x 15" (1/6)



STAKPAK® CONTAINERS

Model No.	Model No.	Pallet Modularity (AIAG)	Outside Dimensions	Total Container Height"	Product Clearance"	Volume cu.ft.	48" Trailer Capacity (containers)	Wt. lbs.	Use with Cover	Use with Cardholder	Price /Each
Med. Green	Royal Blue	30" x 36" 45" x 48"	Top L" x W" Bottom L" x W"		*						
CA498	CA499	CC112	1/12 1/24 12.0 x 7.4 12.0 x 7.4	5.0	4.5	0.1	8640	1.1	A	D	17.70
CA500	CA501	CC113	1/6 1/12 12.0 x 15.0 12.0 x 15.0	5.0	4.4	0.3	4320	1.6		D	18.10
CA502	CA503	CC114	1/6 1/12 12.0 x 15.0 12.0 x 15.0	7.5	6.8	0.5	3456	2.2	B	E	23.50
CA504	CC174	CC115	1/6 1/12 12.0 x 15.0 12.0 x 15.0	9.5	8.8	0.6	2304	2.5		E	24.40
CA507	CA508	CC116	- 1/6 24.0 x 15.0 24.0 x 15.0	5.0	4.5	0.7	2592	3.0		D	27.70
CA509	CA510	CC117	- 1/6 24.0 x 15.0 24.0 x 15.0	7.5	6.8	1.1	1728	3.6	C	E	35.50
CA511	CA512	CC118	- 1/6 24.0 x 15.0 24.0 x 15.0	9.5	8.8	1.4	1296	4.4		E	34.60
CA505	CA506	CC119	- 1/6 24.0 x 15.0 24.0 x 15.0	14.5	13.8	2.2	864	5.7		E	45.20

* When containers are stacked on top of each other approximately 1/2" is lost to nesting.

STAKPAK® COVERS

Model No.	Dimensions	Wt. lbs.	Price /Each
Med. Green	L" x W"		
A. N/A	CA488 N/A 12.0 x 7.4	0.4	11.10
B. CA489	CA490 CC121 12.0 x 15.0	0.6	12.70
C. N/A	CA492 CC122 24.0 x 15.0	2.1	17.50

CARDHOLDERS

Model No.	Dimensions	Price /Each
	L" x W"	
D. CA448	8.5 x 4.0	2.20
E. CA449	8.5 x 4.6	2.20

FLIPAK®

- Reusable, returnable, attached-lid containers are ideal for use in wholesale product distribution and as picking containers
- Hinged covers with tight interlocking fit provide maximum security and protection

- Stack with lids closed and nest with lids open for optimum use of space in trucks, trailers or on pallets
- Load capacity per container is a maximum of 70-75 lbs.
- Bottom container will support 250 to 300 lbs. when stacked (Please inquire for exact load capacities)

FLIPAK® POLYETHYLENE PLASTIC (PE) DISTRIBUTION CONTAINERS

- High density polyethylene (HDPE) construction offers maximum product protection from moisture, impact and chemicals



FLIPAK® CLEAR POLYPROPYLENE PLASTIC (PP) DISTRIBUTION CONTAINERS

- Offer all the same benefits as the polyethylene containers, plus provide easy content identification
- Polypropylene (PP) is the same family as polyethylene
- Polypropylene's advantages over polyethylene include its greater stiffness and elevated use
- Temperature range: 30°F - 150°F



ORBIS

Model No.	Outside Dimensions		Overall Height"	Volume Cu. Ft.	Nesting Ratio	Wt. lbs.	Price /Each		
	Top L" x W"	Bottom L" x W"							
LESS THAN 2.0 CU.FT.									
CA452	-	CF265	11.8 x 9.8	9.3 x 7.0	7.7	0.3	2.8:1	2.1	26.30
CA453	-	CF266	15.2 x 10.9	12.8 x 7.8	9.7	0.6	4.0:1	3.0	28.80
CA454	-	-	21.8 x 15.1	18.9 x 13.7	5.5	0.7	3.6:1	4.8	45.70
CA455	-	CF268	19.7 x 11.8	16.9 x 9.3	7.3	0.7	3.0:1	3.4	27.80
CA456	-	-	20.6 x 13.5	18.2 x 11.7	6.5	0.8	2.1:1	5.2	48.20
CA457	-	-	20.6 x 13.2	17.7 x 11.0	11.6	1.4	4.4:1	5.9	51.90
CF559	CF556	CF557	21.9 x 15.2	19.1 x 13.3	9.3	1.3	4.4:1	5.0	30.80
CA461	-	CF273	22.3 x 13.0	19.1 x 10.9	12.8	1.6	3.8:1	6.2	36.40
CA462	CA463	CF274	21.8 x 15.2	18.6 x 12.9	12.9	1.8	4.0:1	6.5	37.30
CA464	-	-	23.5 x 15.7	19.9 x 13.0	13.0	1.9	4.5:1	6.9	48.00
2.0 CU.FT. & GREATER									
CF504	CF503	CF506	26.9 x 16.9	24.4 x 14.7	12.1	2.3	4.2:1	7.8	48.10
CA468	CA469	CF277	23.9 x 19.6	21.1 x 17.1	12.6	2.7	5.3:1	8.4	54.20
CA471	-	-	39.0 x 14.0	36.3 x 11.3	13.0	3.3	4.9:1	10.4	85.20
CF724	CF726	CF725	27.9 x 20.9	25.8 x 18.8	15.2	4.0	2.7:1	12.0	81.70
CA475	-	-	30.0 x 22.0	27.4 x 19.4	20.5	6.1	4.0:1	17.0	183.00

ORBIS

Model No.	Outside Dimensions		Overall Height"	Volume Cu. Ft.	Nesting Ratio	Wt. lbs.	Price /Each
	Top L" x W"	Bottom L" x W"					
LESS THAN 2.0 CU.FT.							
CC128	11.8 x 9.8	9.3 x 7.0	7.7	0.3	2.8:1	2.1	28.40
CC129	15.2 x 10.9	12.8 x 7.8	9.7	0.6	4.0:1	3.0	33.00
CC130	19.7 x 11.8	16.9 x 9.3	7.3	0.7	3.0:1	3.4	36.20
CF558	21.9 x 15.2	19.1 x 13.3	9.3	1.3	4.4:1	5.0	46.90
CC132	21.8 x 15.2	18.6 x 12.9	12.9	1.8	4.0:1	6.2	55.40
2.0 CU.FT. & GREATER							
CF505	26.9 x 16.9	24.4 x 14.7	12.1	2.3	5.3:1	7.8	64.30

FLIP TOP ECONOMY CONTAINERS

- Stacks when lid is closed
- Nests when empty
- Recessed carry handles
- Dimensions: 21 1/2" L x 15" W x 12 1/2" H
- Capacity: 45 litres
- Weight: 5 lbs.

TRANSLUCENT

Model No. CD383 Black Top
 Model No. CF555 Red Top
 Price/Each \$12.79


GREY

Model No. CD459
 Price/Each \$12.79



IP
 INTEGRATED PLASTICS

DISTRIBUTION CONTAINERS



DIVIDER BOX® CONTAINERS

- Divider Box® (DC) series containers are injection-molded HDPE
- **DG** series are made of FDA compliant materials
- Large, flat areas on all four sides for content identification
- Comfort grip handle
- Stacking rims and multi-ribbed external sides provide high impact strength
- All containers can be divided into compartments by length and/or width
- Molded-in stacking ridge assures containers will stack securely with or without covers
- One set of cardholder snaps and security tie holes on two ends included on **DC** models only
- Full range of optional accessories available including velcro card holders for **DG** models and snap on card holders for **DC** models, vertical dividers and covers
- Optional dolly (**CF400**) allows for easy transport




Grey	Model No.			Mfg. No.	Dimensions					Volume Cu. Ft.	Wt. lbs.	Uses Accessories	Price /Each					
	Red	Blue			L"	x	W"	x	H"					L"	x	W"	x	H"
CA562	CC833	CC846		DC1025	10.8	x	8.3	x	2.5	9.2	x	6.6	x	2.5	0.07	0.5	A	10.10
CC641	CC934	CC946		DG91035	10.9	x	8.3	x	3.5	9.2	x	6.6	x	3.0	0.10	0.9	B	10.80
CC642	CC935	CC947		DG91050	10.9	x	8.3	x	5.0	9.2	x	6.6	x	4.5	0.19	1.2	C	11.20
CA565	CC836	CC849		DC2025	16.5	x	10.9	x	2.5	14.8	x	9.2	x	2.5	0.16	0.9	D	12.90
CC643	CC936	CC948		DG92035	16.5	x	10.9	x	3.5	14.9	x	9.3	x	3.0	0.24	1.42	E	14.00
CC644	CC937	CC949		DG92060	16.5	x	10.9	x	6.0	14.9	x	9.3	x	5.5	0.44	1.88	F	19.60
CA566	CC840	CC853		DC2070	16.5	x	10.9	x	7.0	15.0	x	9.3	x	7.0	0.51	1.7	G	21.50
CC645	CC938	CC950		DG92080	16.5	x	10.9	x	8.0	14.9	x	9.3	x	7.5	0.60	2.5	H	23.80
CC646	CC939	CC951		DG93030	22.5	x	17.5	x	3.0	20.6	x	15.6	x	2.5	0.44	2.5	I	26.30
CA567	CC842	CC855		DC3050	22.4	x	17.4	x	5.0	20.3	x	15.3	x	5.0	0.79	2.6	J	25.00
CC647	CC940	CC952		DG93060	22.5	x	17.5	x	6.0	20.6	x	15.6	x	5.5	0.97	4	K	31.10
CC648	CC941	CC953		DG93080	22.5	x	17.5	x	8.0	20.6	x	15.6	x	7.5	1.32	4.67	L	38.80
CC649	CC942	CC954		DG93120	22.5	x	17.5	x	12.0	20.6	x	15.6	x	11.5	2.03	5.67	M	36.30

ACCESSORIES

Short Dividers			Long Dividers			Clear Lids		Snap-on or Velcro Cardholders	
Model No.	No. of Slots	Price /Each	Model No.	No. of Slots	Price /Each	Model No.	Price /Each	Model No.	Price /Each
A. CA568	7	1.35	CA571	5	1.43	CA556**	10.40	CC314	2.20
B. CC659	7	1.58	CC650	5	2.20	CD437*	8.71	CF351	6.19
C. CC660	7	1.61	CC651	5	2.35	CD437*	8.71	CF352	6.62
D. CA571	11	1.43	CA577	7	2.09	CA559/CA561**	11.50	CC314	2.20
E. CC661	11	2.20	CC652	7	3.24	CD438*	12.70	CF351	6.19
F. CC662	11	2.72	CC653	7	3.29	CD438*	12.70	CF352	6.62
G. CA575	11	3.31	CA581	7	3.64	CA559/CA561**	13.50	CA446/CC314	2.20
H. CC663	11	2.92	CC654	7	3.94	CD438*	12.70	CF353	6.97
I. CC664	15	3.94	CC655	11	4.32	CD439*	23.60	CF351	6.19
J. CA584	15	3.07	CA588	11	3.39	CD456**	26.10	CA446/CC314	2.20
K. CC665	15	3.98	CC656	11	4.55	CD439*	23.60	CF352	6.62
L. CC666	15	5.23	CC657	11	5.88	CD439*	23.60	CF353	6.97
M. CC667	15	9.70	CC658	11	10.70	CD439*	23.60	CF353	6.97

* Grey, red and blue covers available ** Grey and blue covers available

DISTRIBUTION CONTAINERS



ESD DIVIDER BOXES

- Provide conductive and shielding protection for use in electronics manufacturing
- All boxes can be divided into compartments by length and/or width
- Dividers are on 1.25" centres
- Made of permanently conductive black, carbon-filled, injection molded polypropylene copolymer resin
- A Faraday cage is created when used with ESD safe divider box covers
- Unaffected by washing or humidity
- Static decay rate from 5000 volts to 0 of less than two seconds
- Surface resistivity of $< 1.0 \times 10^5$ ohms/square

Model No.	Outside Dim. Top			Outside Dim. Bottom			Overall Height"	Vol. Cu. Ft.	Wt. lbs.	Price /Each	Short Dividers			Long Dividers			Covers	
	L"	x	W"	L"	x	W"					Model No.	Max. Dividers	Price /Each	Model No.	Max. Dividers	Price /Each	Model No.	Price /Each
CONDUCTIVE BINS																		
CB935	10.8	x	8.3	9.8	x	7.3	2.5	.07	.5	18.60	CB938	7	2.14	CB939	5	2.14	CB911	8.44
CB936	10.8	x	8.3	9.8	x	7.3	3.5	.11	.7	20.70	CB940	7	2.14	CB942	5	3.21	CB911	8.44
CB909	10.8	x	8.3	9.8	x	7.3	5	.16	.9	24.90	CB907	7	3.07	CB908	5	3.83	CB911	8.44
CB910	16.5	x	10.9	15.5	x	9.9	2.5	.16	1.0	27.10	CB939	11	2.14	CB945	7	3.21	CB923	17.40
CB913	16.5	x	10.9	15.5	x	9.9	3.5	.24	1.1	29.10	CB942	11	3.21	CB947	7	5.34	CB923	17.40
CB914	16.5	x	10.9	15.5	x	9.9	5	.36	1.4	33.70	CB908	11	3.83	CB924	7	6.41	CB923	17.40
CB915	16.5	x	10.9	15.5	x	9.9	6	.43	1.6	35.60	CB925	11	5.34	CB926	7	6.41	CB923	17.40
CB937	16.5	x	10.9	15.5	x	9.9	7.0	.51	1.9	44.10	CB941	11	6.41	CB943	7	8.55	CB923	17.40
CB916	16.5	x	10.9	15.5	x	9.9	8	.59	2	46.50	CB927	11	6.41	CB928	7	9.62	CB923	17.40
CB912	22.4	x	17.4	20.9	x	15.9	5	.79	2.8	63.40	CB944	15	6.41	CB946	11	7.48	CB921	29.80
CB917	22.4	x	17.4	20.9	x	15.9	6	.97	3.0	70.70	CB929	15	7.48	CB930	11	8.55	CB921	29.80
CB918	22.4	x	17.4	20.9	x	15.9	8	1.32	4.0	83.00	CB931	15	8.55	CB934	11	10.60	CB921	29.80
CB919	22.4	x	17.4	20.9	x	15.9	12	2	6	99.10	CB932	15	17.40	CB933	11	18.30	CB921	29.80

ESD TRAYS

- Trays provide conductive and shielding protection for use in electronics manufacturing
- Resistant to abrasion and chemicals
- Easy to clean with steam or water (temperature range: -60°F to 250°F)
- Trays are permanently dissipative and are unaffected by washing



Model No.	Dimensions				Wt. lbs.	Price /Each
	L"	x	W"	x	H"	
CF261	18	x	12	x	1	34.56
CF262	18	x	14	x	1	34.74

Model No.	Dimensions				Wt. lbs.	Price /Each
	L"	x	W"	x	H"	
CF263	20.36	x	15.13	x	1	38.88
CF264	25.75	x	17.88	x	1.1	39.69



RECYCLED BINS

- Manufactured from recycled, 100% post consumer, high density polypropylene
- Can be stacked or hung in louvered panels
- Available in black only



Model No.	Mfg. No.	Outside Dimensions			Price /Each	Dividers Model No.	Price /Each		
		W"	x	D"	x	H"			
CC552	QUS200BR	4 1/8	x	5	x	3	2.19	CB824	1.41
CC553	QUS210BR	4 1/8	x	5 3/8	x	3	2.19	CB825	1.52
CC554	QUS220BR	4 1/8	x	7 3/8	x	3	3.83	CB826	1.63
CE872	QUS224BR	4 1/8	x	10 7/8	x	4	5.72	CD250	2.66
CC555	QUS230BR	5 1/2	x	10 7/8	x	5	9.55	CB829	2.65
CC557	QUS234BR	5 1/2	x	14 3/4	x	5	11.10	CC569	3.30
CC558	QUS235BR	11	x	10 7/8	x	5	14.50	CB829	2.65
CC559	QUS239BR	8 1/4	x	10 3/4	x	7	15.90	CB830	3.84
CC560	QUS240BR	8 1/4	x	14 3/4	x	7	18.70	CB831	3.88
CC561	QUS245BR	16 1/2	x	10 7/8	x	5	22.10	CC297	2.75
CC562	QUS250BR	16 1/2	x	14 3/4	x	7	26.30	CB831	3.88
CC563	QUS255BR	11	x	16	x	8	28.70	CB833	7.71
CC564	QUS260BR	11	x	18	x	10	43.10	CB834	3.97
CC565	QUS265BR	8 1/4	x	18	x	9	31.60	CC298	6.96
CC566	QUS270BR	16 1/2	x	18	x	11	47.70	CB835	7.71

RECYCLED SHELF BINS

- Manufactured from recycled 100% post consumer, high density polypropylene
- Available in black only



Model No.	Mfg. No.	Outside Dimensions			Price /Each	Dividers Model No.	Price /Each		
		W"	x	D"	x	H"			
CB850	QSB 101 BR	4 1/8	x	11 5/8	x	4	2.68	CB861	0.67
CB851	QSB 102 BR	6 5/8	x	11 5/8	x	4	4.24	CB862	0.73
CB954	QSB 104 BR	6 5/8	x	17 7/8	x	4	5.14	CB862	0.73
CB854	QSB 105 BR	4 1/8	x	23 5/8	x	4	7.33	CB861	0.67
CB855	QSB 106 BR	6 5/8	x	23 5/8	x	4	10.20	CB862	0.73
CB857	QSB 108 BR	8 3/8	x	17 7/8	x	4	7.05	CB867	1.73
CB860	QSB 114 BR	8 1/8	x	23 5/8	x	4	12.50	CB867	1.73
CC304	QSB 116B	11 1/8	x	23 5/8	x	4	15.30	CB869	2.00
CC241	QGH 700 BR	19 7/8	x	15 1/4	x	12 7/16	29.40	N/A	-

FOOD APPROVED BOTTLES & CONTAINERS

QUANTUB NESTING TOTES

- High-density polyethylene
- Rolled top rim for comfortable grip
- Six 1/4" position drill holes on bottom allow for drainage
- Dimensions: 24 1/2" L x 19" W x 9 1/2" H
- Injection molded high-density polypropylene
- FDA compliant materials



Model No.	Colour	Price /Each
CD244	Grey	31.50
CD434	Blue	31.50

CROSS STACK BINS

- Ideal for production, assembly and order picking
- Injection molded from high impact polypropylene; will not crack or rust, and easy to clean
- Can be turned 90° to cross stack
- Built-in handle and bottom grooves for easy handling
- Capacity: 100 lbs.
- FDA approved
- Optional clear label holder CC360
- Drill hole pattern on bottom can be opened for drainage purposes



Model No.			Dimensions L" x W" x H	Price /Each	LIDS			Price /Each
Blue	Grey	White			Blue	Grey	White	
CD583	CD584	CD585	17 1/4 x 11 x 12	17.80	CF016	CD586	CF017	11.70
CD247	CD246	CD248	25 1/8 x 16 x 8 1/2	27.70	CF018	CD606	CF019	18.80

BUS/UTILITY BOXES

- USDA Meat and Poultry Equipment Group Listed and assists in complying w/HACCP guidelines
- Made of durable, commercial grade plastic
 - Reinforced handles, bottom and ribs for added strength
 - Capacity: 17.5 L
 - 20" L x 15" W x 5" H



Model No. CD445 Grey
Model No. CD446 White
Price/Each 7.25

Model No. CD662
Grey cover
Price/Each 16.90



GENERAL PURPOSE UTILITY BRUSHES

- Ergonomic handle with aggressive polyester fibre, 1 3/4" and 1 1/2" trim length and 10" handle
- Utility brush is ideal for counter height cleaning and longer handle is great for reaching into equipment
- Curved ergonomic handle prevents knuckle dusting
- Accepted for use in Canadian Food Processing Facilities



Model No.	Mfg. No.	Description	Length"	Price /Each
JB684	D4W	White, short handle	10	27.40

DETAIL BRUSHES


- 9" detail brush with stiff fibres is perfect for cleaning hard to reach spaces in machinery, 5/8" trim length
- Contoured handle for ergonomic comfort
- Accepted for use in Canadian Food Processing Facilities



Model No.	Mfg. No.	Description	Length"	Price /Each
JB816	B1606B	Stiff, blue	9	6.68
JB817	B1606G	Stiff, green	9	6.68
JB818	B1606R	Stiff, red	9	6.68
JB819	B1606W	Stiff, white	9	6.68
JB820	B1606Y	Stiff, yellow	9	6.68

TWISTED IN WIRE BRUSHES (TIW)

- Medium stiff polyester fibre trimmed to 1", 2" and 2 1/2" diameter for cleaning tubes, twisted onto stainless steel wire, cut to 12" and 15"
- These brushes make it possible to clean small diameter vessels and pipes on equipment
- Accepted for use in Canadian Food Processing Facilities



Model No.	Mfg. No.	Description	Dimensions Length" x Dia."	Price /Each
JB691	T832W	White	12 x 1	15.70
JB831	T834B	Blue	15 x 2	20.40
JB832	T834G	Green	15 x 2	20.40
JB833	T834R	Red	15 x 2	20.40
JB834	T834W	White	15 x 2	20.40
JB835	T834Y	Yellow	15 x 2	20.40
JB692	T835W	White	15 x 2 1/2	22.40

CYLINDRICAL TANKS

- Easy to clean and heavy-duty cylindrical tanks
- Ideal for mixing and storage of chemicals and food products
- Molded from 100% virgin LLDPE (linear low density polyethylene)
- Can remain full of liquids at room temperature without support
- An economical alternative to stainless steel tanks
- Naturally translucent so that the product level can be viewed at a glance
- Includes a lid
- Accepted for use in Canadian food processing facilities



CF794



CF795



Model No.	Mfg. No.	Capacity Gallons	Inside Diameter"	Depth"	Wall Thickness"	Tank Weight lbs.	Lid Weight lbs.	Price /Each
CF793	1635	25	16	35	3/16	8	1	94.90
CF794	2234	45	22.5	34	3/16	17	3	219.00
CF795*	3048	125	30	48	1/4	38	-	525.00
CF796	4248	240	42	48	1/4	65	11	619.00

* Lid not included

GENERAL PURPOSE PAILS

- Snap on lids available: **Dry seal type** or **gasket type** for liquid handling
- Galvanized steel handles except Model **CB040**
- Lids sold separately



Model No.	Description	Dimensions Dia" x W"	Lid Type	Wt. lbs.	Price /Each
CB040	4-L pail w/plastic handle	8 1/4 x 6	-	0.5	4.79
CB043	11.4-L pail w/metal handle	11 x 9	-	1.1	8.79
CB046	20-L pail w/metal handle	11 7/8 x 15 3/8	-	2.0	14.00

LIDS

Model No.	Description	Dimensions Dia" x W"	Lid Type	Wt. lbs.	Price /Each
CB039	Lid for pails 4, 5, 6 L w/static joint	8 1/2 x 1/2	Gasket	0.2	2.12
CB041	Lid for pails 11.4 L w/o static joint	11 3/8 x 5/8	Dry Seal	0.3	3.40
CC426	Lid for 20-L pail	12 1/2 x 5/8	Dry Seal	0.4	4.38
CB045	Heavy-duty lid for 20 and 23-L pails w/pouring spout	12 1/8 x 3/4	Gasket	0.6	6.10

ROUND STORAGE CONTAINERS

- Large ergonomic pull-tab lids makes for easy opening
- Double seal lids help minimize leaking, spoilage and spills
- Dishwasher safe, durable plastic construction
- Ergonomic, easy-grip handles for comfort and control
- Lids sold separately



CONTAINERS

Model No.	White	Clear	Description	Capacity	Wt. lbs.	Price /Each
CB583	CB584		Round storage container	2 qt/1.89 L	0.35	5.48
CB585	CB586		Round storage container	4 qt/3.79 L	0.58	7.64
CB587	CB588		Round storage container	6 qt/5.68 L	0.73	9.54
CB589	CB590		Round storage container	8 qt/7.57 L	0.85	10.90
CB591	CB592		Round storage container	12 qt/11.36 L	1.25	19.30
CB593	CB594		Round storage container	18 qt/17.03 L	1.8	24.00
CB599	CB600		Round storage container	22 qt/20.82 L	2.4	30.50

LIDS

Model No.	Description	Wt. lbs.	Price /Each
CB595	Bright yellow lid, fits CB583, CB584, CB585, CB586	0.22	3.50
CB596	Bright yellow lid, fits CB587, CB588, CB589, CB590	0.28	4.16
CB597	Bright yellow lid, fits all other containers	1	10.02

FOOD APPROVED BOTTLES & CONTAINERS

NARROW-MOUTH BOTTLES

NALGENE®

- These sturdy all-purpose bottles offer a large variety of uses
- Guaranteed leakproof
- Max temp.: 120°C/ 248°F
- Min.Temp.: -100°C/-148°F



Model No.	Size	Price /Each
HA887	1/4 oz.	0.87
HA888	1/2 oz.	0.99
HA881	1 oz.	1.33
HA882	2 oz.	1.43
HA883	4 oz.	1.82
HA884	8 oz.	2.56
HA885	16 oz.	3.70
HA886	32 oz.	6.05

DROP DISPENSERS

HB233	1/2 oz.	2.70
HB234	1 oz.	3.75
HB235	2 oz.	4.27

WIDE-MOUTH BOTTLES

- The larger Nalgene® wide-mouth bottles are great for almost anything
- Guaranteed leakproof
- Max. temp.: 120°C/248°F



NALGENE®

Model No.	Size	Price /Each
HB005	1 oz.	2.10
HB006	2 oz.	2.20
HB007	4 oz.	2.65
HB008	8 oz.	3.70
HC678	16 oz.	4.95
HC679	32 oz.	9.25
HB037	1/2 gal.	35.90
HB038	1 gal.	44.30

ONE GALLON SQUARE BOTTLES

- Heavy-duty walls will not puncture or split under rough conditions
- This 1 gallon leakproof bottle is perfect for solids, powders or liquids
- The convenient wide mouth and handgrips make it easy to fill and pour contents

Model No. HB039
Price/Each \$54.70



NALGENE®

STRAIGHT-SIDED JARS

- These attractive canister-style jars are ideal for a wide variety of uses
- These jars lock out moisture to help preserve freshness
- Stackable and impact resistant
- Not recommended for liquid storage
- Max temp.: 135°C/275°F
- Min. temp.: -135°C/-211°F



NALGENE®

Model No.	Size	Price /Each
HB025	1 oz.	2.50
HB026	2 oz.	2.43
HB027	4 oz.	3.75
HB028	8 oz.	5.65
HB029	16 oz.	6.53
HB030	32 oz.	24.70

EASY-GRIP SPACE-SAVER BOTTLES RECTANGULAR & SQUARE

PERFECT FOR SOLIDS, POWDERS OR LIQUIDS!

- Heavy-duty walls will not puncture or split under rough conditions
- Perfect for solids, powders or liquids
- Guaranteed leakproof
- Max Temp.: 120°C/248°F
- Min. Temp.: -100°C/-148°F



NALGENE®

Model No.	Size	Price /Each
RECTANGULAR		
HA902	4 oz.	2.15
HA903	8 oz.	2.94
HA904	16 oz.	4.70
HA905	32 oz.	9.60
HA906	64 oz.	20.60
SQUARE		
HB014	2 oz.	2.33
HB015	6 oz.	3.55
HB016	8 oz.	4.68
HB017	16 oz.	6.25
HB018	32 oz.	10.75

SAMPLE JARS

- Excellent for storing dry materials, medicines, first aid supplies and spare parts for equipment
- Friction fit snap caps



NALGENE®

Model No.	Size"	Price /Each
HD015	1 x 1 1/3	0.99

ROTABIN STORAGE UNITS

- Revolving units allow for greater accessibility and visibility
- Shelves sit securely on ball bearings held with a solid steel pin
- Each shelf rotates smoothly and independently

28" DIAMETER

- 6 permanent 14 1/2" wide compartments per shelf
- Model CA221 dividers can be inserted on 1" centres
- Capacity: 500 lbs. per shelf

34" DIAMETER

- 5 permanent 21" wide compartments per shelf
- Optional removable pans for 34" diameter units allow for easy parts inventory, restocking, transporting to work area or to get weighted
- Capacity: 500 lbs. per shelf

Model No.	No. of Shelves	No of Pans*	Unit Height"	Wt. lbs.	Price /Each
UNIT ONLY 28" (PANS NOT AVAILABLE)					
CA193	5	-	38	125	1195.00
CA194	6	-	41	144	1356.00
CA195	7	-	47	163	1521.00
CA196	8	-	53	182	1680.00
CA197	9	-	60	201	1844.00
CA198	10	-	66	220	1990.00
UNIT ONLY 34" (PANS NOT INCLUDED)					
CA225	4	60	35	135	1229.00
CA226	5	75	43	162	1440.00
CA227	6	90	50	188	1649.00
CA228	7	105	66	215	1859.00
CA229	8	120	66	240	2069.00
GREY PANS FOR 34" UNIT					
CA258	-	-	-	-	10.40

*Max number of Pans (Pans Not included)

DURHAM MFG®
Est. 1922



44" & 58" DIAMETER

- Designed for storage of larger quantities of small parts or fasteners, or heavier parts
- Scoop compartment design is manufactured from one piece of heavy gauge steel, with dividers welded in place
- 44" diameter units have 5 compartments per shelf, with a 625-lb. capacity each shelf
- 58" diameter units have 10 compartments per shelf, with a 2000 lbs. capacity each shelf
- Grey enamel finish



CA273

Model No.	No. of Shelves	Unit Height"	Wt. lbs.	Price /Each
44" DIAMETER				
CA262	3	34	154	1839.00
CA263	4	45	196	2322.00
CA264	5	56	238	2805.00
CA265	6	67	284	3582.00
58" DIAMETER				
CA273	5	66	563	6479.00

17" DIAMETER

- Can be used on counter tops or workbenches
- Each shelf has 4 permanent compartments
- Can have up to 16 compartments per shelf using model CA192 adjustable dividers
- Curved bottom facilitates removal of small parts

Model No.	No. of Shelves	Unit Height"	Wt. Capacity per Shelf lbs.	Wt. lbs.	Price /Each
CA188	4	18 1/2	60	25	302.00
CA189	6	26 1/8	60	34	427.00
CA190	8	34 1/2	60	43	680.00
CA191	10	42 1/8	60	52	682.00

Model No.	Description	Wt. lbs.	Price /Each
CA192	Adjustable Divider	0.02	1.85



CA188

SMALL PARTS STORAGE

STEEL PARTS CABINETS

- New design allows 98% use of drawer space to store larger tools or materials
- Housed in all-welded galvanised steel cabinet
- Label with clear plastic cover and divider included with every drawer
- Plastic tabs (except model CF323) and drawer stoppers allow for full extension without risk of spilling
- Grey enamel finish

KPC-HD HEAVY-DUTY PARTS CABINETS

- Drawer size: 6.5" W x 14.8" D x 4.1" H
- Heavy-duty ABS beige drawers
- Heavy-duty steel shelves provide extra durability



Model No.	No. of Drawers	Dimensions W" x D" x H"	Wt. lbs.	Price /Each
CF323	30	34.6 x 15.7 x 34.6	119	730.00

REPLACEMENT PARTS

Model No.	Description	Price /Each
CF324	Drawer	35.65
CF546	Black Divider	2.40
CF343	Label Cover	0.85
CF344	Label	0.40



CF323

KPC-100 PARTS CABINETS

- Drawer size: 6.4" W x 11.3" D x 2.7" H
- Heavy-duty ABS beige drawers



Model No.	No. of Drawers	Dimensions W" x D" x H"	Wt. lbs.	Price /Each
CF283	12	23 x 11.4 x 13.8	28	252.00
CF284	24	23 x 11.4 x 25.2	47	365.00
CF285	36	23 x 11.4 x 36.9	60	435.00

REPLACEMENT PARTS

Model No.	Description	Price /Each
CF286	Drawer	18.95
CF545	Black Divider	1.70
CF287	Clear Divider	1.55
CF338	Label Cover	0.20
CF339	Label	0.30



CF285

CF284

CF283

KPC-200 PARTS CABINETS

- Drawer size: 5.9" W x 9.8" D x 3.3" H
- Heavy-duty ABS beige drawers



Model No.	No. of Drawers	Dimensions W" x D" x H"	Wt. lbs.	Price /Each
CA889	30	21.3 x 10.4 x 36.9	58	408.00

REPLACEMENT PARTS

Model No.	Description	Price /Each
CF481	Drawer	7.70
CF548	Black Divider	0.90
CF522	Label Cover	1.00
CF521	Label	0.40



CA889

STEEL PARTS CABINETS

- New design allows 98% use of drawer space to store larger tools or materials
- Housed in all-welded galvanised steel cabinet
- Label with clear plastic cover and divider included with every drawer
- Plastic tabs (except model CF323) and drawer stoppers allow for full extension without risk of spilling
- Grey enamel finish

KPC-300 PARTS CABINETS

- Drawer size: 5.9" W x 9.8" D x 1.6" H
- Clear polystyrene drawers



Model No.	No. of Drawers	Dimensions W" x D" x H"	Wt. lbs.	Price /Each
CF293	18	21.3 x 10.4 x 12.2	25	197.00
CF289	24	14.3 x 10.4 x 22.5	32	262.00
CA890	60	21.3 x 10.4 x 36.9	60	530.00

REPLACEMENT PARTS

Model No.	Description	Price /Each
CB984	Drawer	6.50
CF549	Black Divider	2.45
CF194	Clear Divider	4.50
CF024	Label Cover	0.60
CF340	Label	0.30

KPC-400 PARTS CABINETS

- Drawer size: 4.7" W x 8.6" D x 2.7" H
- Heavy-duty ABS beige drawers



Model No.	No. of Drawers	Dimensions W" x D" x H"	Wt. lbs.	Price /Each
CF298	16	23.1 x 8.7 x 13.8	24	210.00
CA891	24	17.3 x 8.7 x 25.6	33	255.00
CA892	48	22.6 x 8.7 x 36.9	58	410.00
CD440*	48	22.6 x 10.8 x 36.9	66.8	566.00

* Comes with locking door

REPLACEMENT PARTS

Model No.	Description	Price /Each
CF025	Lock with 2 numbered keys for CD440	2.95
CB985	Drawer	6.25
CF550	Black Divider	0.60
CC309	Clear Divider	0.60
CF341	Label Cover	0.40
CC310	Label	0.25

KPC-500 PARTS CABINETS


- Drawer size: 3.5" W x 8.6" D x 2.7" H
- Clear polystyrene drawers



Model No.	No. of Drawers	Dimensions W" x D" x H"	Wt. lbs.	Price /Each
CF305	16	18.3 x 8.7 x 13.8	21	197.00
CF304	15	13.9 x 8.7 x 16.3	22	150.00
CF306	20	23.1 x 8.7 x 13.8	27	235.00
CC453	32	18.1 x 8.7 x 25.6	31	270.00
CC454	60	22.6 x 8.7 x 36.9	68	472.00

REPLACEMENT PARTS

Model No.	Description	Price /Each
CC455	Drawer	5.75
CF551	Black Divider	0.35
CF342	Label Cover	0.40
CD239	Label	0.40



SMALL PARTS STORAGE

STEEL PARTS CABINETS

- New design allows 98% use of drawer space to store larger tools or materials
- Housed in all-welded galvanised steel cabinet
- Label with clear plastic cover and divider included with every drawer

- Plastic tabs and drawer stoppers allow for full extension without risk of spilling
- Grey enamel finish

KPC-600 PARTS CABINETS

- Drawer size: 3.5" W x 8.6" D x 2.2" H
- Clear polystyrene drawers



Model No.	No. of Drawers	Dimensions W" x D" x H"	Wt. lbs.	Price /Each
CF311	18	13.9 x 8.7 x 16.3	19	150.00
CF312	20	18.3 x 8.7 x 13.8	21	198.00
CF313	25	23.1 x 8.7 x 13.8	27	232.00
CF314	40	18.3 x 8.7 x 25.3	40	298.00
CF315	75	23.1 x 8.7 x 36.9	66	523.00

REPLACEMENT PARTS

Model No.	Description	Price /Each
CF316	Drawer	4.20
CF552	Black Divider	0.80
CF317	Clear Divider	0.75
CF345	Label Cover	0.30
CF346	Label	0.30

KPC-700 PARTS CABINETS

- Drawer size: 4.7" W x 8.6" D x 2.2" H
- Clear polystyrene drawers



Model No.	No. of Drawers	Dimensions W" x D" x H"	Wt. lbs.	Price /Each
CF318	20	23.1 x 8.7 x 13.6	25	220.00
CF319	30	17.5 x 8.7 x 25.3	40	291.00
CF320	60	23.1 x 8.7 x 36.9	71	466.00

REPLACEMENT PARTS

Model No.	Description	Price /Each
CF321	Drawer	7.45
CF553	Black Divider	0.80
CF322	Clear Divider	0.75
CF347	Label Cover	0.30
CF348	Label	0.30



HEAVY-DUTY INDUSTRIAL CAROUSEL DRAWER CABINETS

- Create your customised carousel cabinet
- Each level accommodates 4 parts cabinets with same height
- For a multiple tier cabinet (maximum 3 tiers), you require add-on-shelves and threaded rods as per the following: 1 add-on-shelf model **CF402** for each level of cabinets 14" rod required for each level of **CF312** or **CF305** cabinets 25" rod required for each level of **CC453** or **CF314** cabinets
- Rotational base allows for 800-lb. capacity
- All-welded 11-gauge steel base
- Durable Kleton grey enamel finish



Model No.	Description	Dimensions W" x D" x H"	Wt. lbs.	Price /Each
3 TIER CABINETS KITS				
CF405	192 Drawers	18.3 x 8.7 x 48	392	2497.00
CF406	240 Drawers	18.3 x 8.7 x 48	407	2393.00
CF407	384 Drawers	18.3 x 8.7 x 80	497	3216.00
CF408	480 Drawers	18.3 x 8.7 x 80	600	3116.00

COMPONENTS

Model No.	Description	Dimensions W" x D" x H"	Wt. lbs.	Price /Each
CF401	Base and Top Cover	27.5 x 27.5 x 4	80	377.00
CF402	Add-on Shelf	27.5 x 27.5 x 1	18	51.20
CF403	Threaded Rod - 14"	0.375 x - x 14	1	19.50
CF404	Threaded Rod - 25"	0.375 x - x 25	1.5	22.30
CF305	Parts Cabinet - 16 Drawers	18.3 x 8.7 x 14	21	197.00
CF312	Parts Cabinet - 20 Drawers	18.3 x 8.7 x 14	21	198.00
CC453	Parts Cabinet - 32 Drawers	18.3 x 8.7 x 25	31	270.00
CF314	Parts Cabinet - 40 Drawers	18.3 x 8.7 x 25	40	298.00

CF408



Includes:

- Qty: 12 - **CF314** - Cabinet - 40 drawers
- Qty: 1 - **CF401** - Base and Top Cover
- Qty: 2 - **CF404** - Threaded Rod 25"
- Qty: 2 - **CF402** - Add-on Shelf

CAROUSEL DRAWER CABINETS

- Designed to utilise open and often unused areas such as corners
- Optional turntable can be used to create a rotary carousel unit providing convenience for accessing small parts storage
- All-welded cabinets include clear drawers, dividers and labels
- Cabinet overall dimension: 12" W x 5 3/4" D x 22" H
- Blue enamel finish
- Turntable **CA912** may be set up with up to 3 levels of 4 cabinets per level



CA868




CA867



CA870



CA869



CA912 - Turntable Base
Turntable unit shown with 12
CA870 cabinets (sold separately)

Model No.	No. of Drawers	Drawer Model No.	Drawer Dimensions			Wt. lbs.	Price /Each
			W"	x	D" x H"		
CA870	60	CD441	2	x	5 5/16 x 13/8	10.7	48.40
CA869	48	CD442	2 1/2	x	5 5/16 x 13/8	10.7	48.40
CA868	30	24 x CD442	2 1/2	x	5 5/16 x 13/8	10.7	48.40
		4 x CD443	5 5/16	x	5 5/16 x 2 1/4		
CA867	16	2 x CD444	11	x	5 5/16 x 2 1/4	10.3	48.40
		CD443	5 5/16	x	5 5/16 x 2 1/4		
CA912	-	3 Tier Turntable Unit Only			40.0	220.00	

HEAVY-DUTY DRAWER CABINETS

- Heavy-duty parts cabinets feature break resistant high impact clear plastic "scoop" drawers for easy removal of small parts, with two adjustable compartment dividers
- Drawers measure 2 7/8" W x 5 1/2" D x 1 7/8" H each
- Welded steel cabinets are finished in grey powder coat



CA898



CA899

DURHAM MFG®
Est. 1922

Model No.	No. of Drawers	Cabinet Dimensions			Wt. lbs.	Price /Each
		W"	x	D" x H"		
CA899	64	25 1/2	x	6 1/2 x 21 3/4	34	424.00
CA898	20	16 1/2	x	6 1/2 x 11 1/4	12	201.00

SMALL PARTS STORAGE

ADD-A-DRAWER®

- Grey plastic drawer modules with clear windows simply slide and lock onto each other
- Can be stacked both horizontally and vertically
- Allows you to create a customised drawer cabinet
- Add on one or more units as more storage capacity is required
- Dividers and labels included



Customize Your Drawer Cabinet!



CA841
Shown with 2 units



CA877



CD234




CA844
Shown with 2 units



CA842
Shown with 2 units



CD235



CA855

Model No.	Colour	No. of Drawers	Dimensions			Wt. lbs.	Price /Each		
			W"	x	D"	x	H"		
DRAWER MODULES									
CA840	Grey	2	5	x	5	x	2	0.88	3.87
CA841	Grey	1	2 1/2	x	5	x	2	0.20	2.09
CA842	Grey	1	4 1/2	x	10	x	2 1/2	1.00	7.10
CA844	Grey	1	5	x	5	x	2	0.20	3.14
CA843	Blue	4	3	x	6	x	5 3/4	1.0	3.97
CA845	Blue	2	6	x	6	x	3	1.0	3.97
CA846	Blue	1	6	x	6	x	3	1.0	4.49
CA847	Blue	1	12	x	6	x	3	1.6	6.79
CABINET KITS									
CA877	Blue	32	12	x	6	x	10 1/2	8.0	30.60
CA874	Blue	27	12	x	6	x	17 3/4	11.6	45.70
CA855	Blue	19	12	x	6	x	11 3/4	7.6	30.50
CD234	Grey	4	4 1/2	x	10 1/2	x	10	4	27.10
CD235	Grey	42	15	x	5	x	16	15.5	130.00

MODULAR PARTS CABINETS


- Organise and control small parts inventory
- Standard cabinets come with light grey polystyrene drawers
- Transparent windows on drawer fronts
- Label holder on drawer pull allows for instant identification
- Comes with two removable dividers per drawer
- Stackable steel cabinet frames finished in grey baked enamel
- Dimensions: 17" W x 11" D x 11" H



CA854



CA853



CA856



CA857



CA858

Model No.	Mfg. No.	No. of Drawers	Drawer Dimensions			Wt. lbs.	Price /Each	Dividers Model No.	Price /Each	Replacement Drawers Model No.	Price /Each		
			W"	x	D"	x	H"						
CA853	19228	28	2 3/16	x	10 9/16	x	2 1/16	24	201.00	CB126	1.20	CA859	8.69
CA854	19320	20	3 3/16	x	10 9/16	x	2 1/16	21	201.00	N/A	N/A	CC143	9.60
CA856	19416	16	4	x	10 9/16	x	2 1/8	20	201.00	CA878	1.03	CA860	11.40
CA857	19715	15	3 3/16	x	10 9/16	x	3 1/16	20	201.00	CA880	1.14	CA863	18.80
CA858	19909	9	5 3/16	x	10 9/16	x	3 1/16	18	201.00	CA882	1.43	CA865	19.90

INTERLOCKING STORAGE CABINETS

- Organise and control small parts inventory
- Clear window allows for easy identification of parts
- Cabinets interlock horizontally and vertically
- Cabinets are made of high impact polystyrene
- Drawer features: removable, recessed handle, label slot, and 7 divider slots
- Complete units available in grey only
- Overall cabinet size: 11 3/4" W x 11 3/4" D x 11" H
- Weight: 10 lbs.
- Units come complete with drawers, clear windows and two dividers per drawer
- Additional drawers can be purchased separately in red, grey, blue & ivory



Model No.	Mfg. No.	No. of Drawers	Price /Each
CD627	QIC161	16 CD608	144.00
CD628	QIC122	12 CD612	147.00
CD629	QIC83	8 CD616	130.00
CD630	QIC64	6 CD620	119.00
CD631	QIC161 & QIC83	8 CD608 & 4 CD616	143.00
CD632	QIC161 & QIC83	12 CD608 & 2 CD616	161.00
CD633	QIC161 & QIC83	4 CD608 & 6 CD616	143.00
CD634	QIC122 & QIC64	8 CD612 & 2 CD620	141.00
CD635	QIC122 & QIC64	4 CD612 & 4 CD620	130.00



INTERLOCKING STORAGE CABINET FLOOR STANDS

- Fabricated of heavy-duty 14 gauge steel with a powder coated finish
- Available in three heights: 24", 48" and 70"
- Units can be single sided or double sided
- Double sided units only can be made mobile with CD660 mobilising kit, includes casters and handle
- All single and double sided units must be securely fastened to the floor to ensure stability
- Units include polystyrene drawers, clear windows and two dividers per drawer
- Colour: Grey



Single Model No.	Mfg. No.	No. of Cabinets Single	Price /Each	Double Model No.	No. of Cabinets Double	Price /Each
24" H						
CD636	QIC-124-161	4 CD627	862.00	CD648	8 CD627	1627.00
CD637	QIC-124-122	4 CD628	782.00	CD649	8 CD628	1467.00
CD638	QIC-124-83	4 CD629	721.00	CD650	8 CD629	1345.00
CD639	QIC-124-64	4 CD630	684.00	CD651	8 CD630	1272.00
48" H						
CD640	QIC-148-161	8 CD627	1463.00	CD652	16 CD627	2284.00
CD641	QIC-148-122	8 CD628	1303.00	CD653	16 CD628	2043.00
CD642	QIC-148-83	8 CD629	1181.00	CD654	16 CD629	1862.00
CD643	QIC-148-64	8 CD630	1109.00	CD655	16 CD630	1751.00
70" H						
CD644	QIC-170-161	12 CD627	2108.00	CD656	24 CD627	3387.00
CD645	QIC-170-122	12 CD628	1869.00	CD657	24 CD628	3602.00
CD646	QIC-170-83	12 CD629	1687.00	CD658	24 CD629	3241.00
CD647	QIC-170-64	12 CD630	1578.00	CD659	24 CD630	3020.00



MOBILISING KIT

Model No. CD660

Includes casters and handle

Price/Each \$211.00

SMALL PARTS STORAGE

COMPACT POLYPROPYLENE COMPARTMENT BOXES

- High strength, oil resistant polypropylene, boxes with covers fitted with heavy-duty reinforced hinges
- Hinges have a special "stop" feature which allows the cover to remain in open position
- Covers overlap on all sides of the bottom tray
- Two snap latches assure secure closure
- Stackable



COMPARTMENT BOX CABINETS

- All steel grey powder coat cabinet holds five plastic compartment boxes
- Bolt holes permit stacking and keyhole slots are furnished for wall mounting

DURHAM MFG
Est. 1922



Model No.	Overall Dimensions				No. of Compartments	Compartment Dimensions				Wt. lbs.	Price /Each		
	W"	x	D"	H"		W"	x	D"	H"				
CB513	11	x	6 3/4	x	13/4	6	13/4	x	6 1/4	x	19/16	0.7	6.36
CB509	11	x	6 3/4	x	13/4	12	13/4	x	3 1/8	x	19/16	0.7	6.36
CB511	11	x	6 3/4	x	13/4	18	13/4	x	2 1/16	x	19/16	0.7	6.36
CB507	13 1/8	x	9	x	25/16	6	2	x	8 1/2	x	2	0.8	11.30
CB501	13 1/8	x	9	x	25/16	12	2	x	4 3/32	x	2	0.8	11.30
CB503	13 1/8	x	9	x	25/16	18	2	x	(6) 4 3/4 (12) 2	x	2	0.8	11.30
CB505	13 1/8	x	9	x	25/16	24	2	x	2	x	2	0.8	11.30

COMPARTMENT BOX RACKS

Model No.	Description	Dimensions				Wt. lbs.	Price /Each	
		W"	x	D"	H"			
CB631	Small Box Rack	11 1/4	x	6 3/4	x	10 3/4	7	68.20
CB632	Large Box Rack	13 1/2	x	9 1/8	x	13 1/4	11	83.80

COMPARTMENT CASE

- High strength, high quality polypropylene case
- Translucent lid allows for quick view of contents
- Snap latch ensures a secure closure
- Removable dividers allow for different configurations

TLZ117



CF333


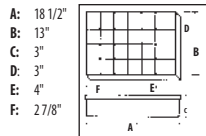
aurora tools

Model No.	Overall Dimensions			No. of Compartments	Wt. lbs.	Price /Each
	W"	x	D" x H"			
CF333	10 3/4	x	5 3/8 x 1 1/2	Variable up to 17	0.7	5.90
TLZ117	5 3/8	x	5 3/8 x 1 3/8	Variable up to 9	0.3	4.25

LARGE CASES

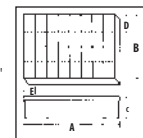
18 1/2" L X 13" W

- Large "Super Satchel" organise tool cribs, maintenance departments, shop floors and allow complete portability
- See-through lids allow quick identification of contents
- Brass pinned hinges provide strength and durability
- Molded integral feet, making ideal presentation cases



Model No. CB496
24 compartments
Weight: 3.5 lbs.
Price/Each \$51.70

- A: 18 1/2"
- B: 13"
- C: 3"
- D: 2 15/16"
- E: 2 1/8"



Model No. CB497
8 to 32 compartments
24 partitions provided
Weight: 3.5 lbs.
Price/Each \$51.70

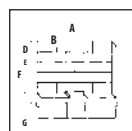
F Flambeau

SMALL CASES

15" L X 11 3/4" W

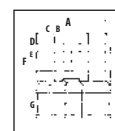
- Small "Satchel" store and organise large, medium, small and flat parts, removable partitions
- See-through lids allow quick identification of contents
- Brass pinned hinges provide strength and durability
- Divided style (CB499) or double case (CB500) with two cases sonically welded back to back
- Can be stored flat or upright

- A: 15"
- B: 2"
- C: 3 1/8"
- D: 2 1/8"
- E: 2"
- F: 11 3/4"
- G: 2 1/2"



Model No. CB499
9 to 24 compartments
Weight: 2.9 lbs.
Price/Each \$36.30

- A: 15"
- B: 2"
- C: 3 1/8"
- D: 2 1/8"
- E: 2"
- F: 11 3/4"
- G: 5"



Model No. CB500
18 to 48 compartments
Weight: 5.8 lbs.
Price/Each \$74.00

F Flambeau

COMPARTMENT STEEL SCOOP BOXES

- Manufactured of prime cold rolled steel
- Choose from between 8 to 32 fixed compartment boxes
- Small box dimension: 13 3/8" x 9 1/4" x 2"
- Large box dimension: 18" x 12" x 3"
- High impact plastic dividers have rounded scoops, making it easy to remove small parts
- Finished in rust and acid resistant grey powder coat
- All models have covers designed to stay open
- See chart below for drawer configurations



DURHAM MFG
Est. 1922

FIXED COMPARTMENT CONFIGURATIONS, ORDER BY NUMBER OF COMPARTMENTS



Number of Compartments	LARGE BOXES 18" X 12" X 3"			SMALL BOXES 13 1/4" X 9 1/4" X 2"		
	Model No.	Wt. lbs.	Price /Each	Model No.	Wt. lbs.	Price /Each
8	-	-	-	CB032	4	27.70
12	CA986	8	41.80	CB015	4	30.70
16	CA989	8	41.80	CB017	4	30.70
20	CA992	8	41.80	CB023	4	30.70
21	CA995	8	41.80	CB026	4	29.70
24	CA997	8	41.80	CB029	4	30.70
32	CB002	8	41.80	-	-	-

COMPARTMENT BOX CABINETS

- Carriages extend 100% of the boxes depth for easy access to parts
- May be mounted on a raised base
- Available for both small and large box sizes
- Boxes and cabinet are sold separately
- Optional locking hinge prevents boxes from sliding out during transport
- Stackable up to three units high

DURHAM MFG
Est. 1922

Model No.	Dimensions			For Box	Box Capacity	Cradle Cap. lbs.	Price /Each
	W" x D" x H"						
CA963	20 x 15 3/4 x 8 1/8			Large	2	40	126.00
CA965	20 x 15 3/4 x 15			Large	4	40	198.00
FI361*	20 x 15 3/4 x 15			Large	4	75	245.00
CA972	15 1/4 x 11 3/4 x 11 1/4			Small	4	30	155.00
CA975	15 1/4 x 11 3/4 x 16 3/8			Small	6	30	214.00
CB037	Optional Locking Hinge for CA972			-	-	-	13.80
CB038	Optional Locking Hinge for CA965, FI361 and CA975			-	-	-	15.60

*Heavy-duty



CA965
Cabinet and boxes sold separately

ADJUSTABLE COMPARTMENT BOXES

- Adjustable compartments provide the added flexibility of arranging your boxes according to your changing needs
- Removable dividers can be "slotted" into place or removed altogether



DURHAM MFG
Est. 1922

Model No.	Dimensions			Description	Wt. lbs.	Price /Each
	W" x D" x H"					
CA977	18 x 12 x 3			Large	8	42.90
CA979	13 3/8 x 9 1/4 x 2			Small	4	31.70

CABINET BASES

- Cabinet bases raise your cabinet/box combination 12" off of the floor or workbench
- Models are available to adapt to both small and large box size cabinets



DURHAM MFG
Est. 1922

Model No.	Overall Dimensions			For Box	Wt. lbs.	Price /Each
	W" x D" x H"					
CA980	20 3/8 x 16 x 15 1/8			Large	13	75.20
CA983	15 1/2 x 12 1/8 x 15 1/8			Small	12	67.80

SMALL PARTS STORAGE

HEAVY-DUTY TILT BINS

- Extremely durable ABS plastic housing and drawer body
- Transparent polystyrene front window for easy viewing
- Conveniently connects to each other with grooved channels on top, bottom and sides
- Shake resistant design prevents drawers from opening on their own
- Keyholes on back for wall mounting applications
- Colour: Black and Grey



Model No.	No. of Drawers	Bin Dimensions					Cabinet Dimensions					Price /Each
		W"	x	D"	x	H"	W"	x	D"	x	H"	
CF471	8	2 3/4	x	3 1/4	x	3 5/8	11 3/4	x	2 3/4	x	7 7/8	26.70
CF472	6	3 11/16	x	4	x	4 5/8	11 3/4	x	3 1/2	x	9 3/4	24.60
CF473	5	4 1/2	x	4 7/8	x	5 1/2	23 1/2	x	4	x	5 7/8	28.90
CF474	4	5 5/8	x	6 3/8	x	7 1/2	23 1/2	x	5 1/2	x	7 7/8	46.95

MOBILE TILT BIN RACKS


- Heavy-duty steel frame
- Durable powder coat paint finish on galvanized steel
- 3" swivel casters with brake
- Single or double sided use
- Overall dimensions: 26 1/4" W x 22" D x 57 1/2" H
- Colour: Grey

MOUNTING CHANNEL CF476 FOR MOBILE TILT BIN RACK

- Takes up to six mounting channels per side
- CF473 tilt bins take up to eight mounting channels per side
- CF471 and CF472 take 2 bin units per level per side



SEE PLASTIC BINS FOR CF502 MOUNTING CHANNEL ON PAGES 5-6



Model No.	Description	Bin Units Included	Price/Each
CF477	Single Sided	2 of each CF471, CF472, CF473, CF474	550.00
CF478	Double Sided	4 of each CF471, CF472, CF473, CF474	845.00
CF475	Cart Only*	-	260.00
CF476	Mounting Channel for Heavy-Duty Tilt Bins	-	12.95
CF502	Mounting Channel for Plastic Bins	-	13.55

* Mounting channels and bins not included

GET CLEAN

Industrial handsoap with scrubbing particles for stubborn grease and grime

TRY SOME TODAY!

Model JG223
See page 327



TIP-OUT™ BIN MODULAR STORAGE SYSTEMS

- Each bin has a slot for labeling
- Bins can be completely removed for replenishing or cleaning
- Uniform widths of 23.6" (for units of 2 to 9 bins)
- Can be used free-standing or with stands and pedestals
- Transparent compartments tip out for easy access and viewing
- Colour: Beige or Grey



TILT BINS

Beige	Model No.		Bin Dimensions				Cabinet Dimensions				Wt. lbs.	Price /Each		
	Grey	Mfg. No.	W"	x	D"	x	H"	W"	x	D"			x	H"
CB552	CB553	QTB309	23 1/16	x	13 1/4	x	2 1/2	23 5/8	x	2 1/2	x	3 1/8	2.0	24.30
CB549	CB550	QTB306	3 1/2	x	2 5/8	x	3 3/4	23 5/8	x	3 5/8	x	4 1/2	3.0	28.80
CB546	CB547	QTB305	4 1/4	x	3 3/4	x	5 3/4	23 5/8	x	5 1/4	x	6 1/2	5.0	47.80
CB543	CB544	QTB304	5 5/8	x	5	x	7 1/2	23 5/8	x	6 5/8	x	8 1/8	7.0	67.20
CB540	CB541	QTB303	7 3/8	x	5 7/8	x	8 5/8	23 5/8	x	7 3/4	x	9 1/2	9.0	73.90
CB977	CB978	QTB302	11 1/16	x	8 7/8	x	13 5/8	23 5/8	x	11 7/8	x	13 7/8	14	165.00
CB975	CB976	QTB301	11 1/16	x	8 7/8	x	13 5/8	11 3/16	x	11 7/8	x	13 7/8	7	115.00
CB573	Disc and screw set (2 needed for each bin case)											4.54		

TIP OUT™ FRAMES



Assembly Required



FRAME ONLY: BINS NOT INCLUDED

Model No.	Description	Dimensions				Bin Quantity Table QTB Series Bins						Price /Each	
		W"	x	D"	x	H"	302	303	304	305	306		309
FLOOR STANDS													
CB562	48" 1 Sided	23 5/8	x	8	x	52	3	5	6	7	11	16	337.00
CB563	70" 1 Sided	23 5/8	x	8	x	75	5	7	8	10	15	23	409.00
CB565	48" 2 Sided	23 5/8	x	16	x	52	6	10	12	14	22	32	606.00
CB568	70" 2 Sided	23 5/8	x	16	x	75	10	14	16	20	30	46	671.00
MOBILE FLOOR STANDS													
CB952	48" 2 Sided	23 5/8	x	16	x	52	6	10	12	14	22	32	793.00
CB953	70" 2 Sided	23 5/8	x	16	x	75	10	14	16	20	30	46	859.00
WALL FRAMES													
CB559	48"						3	5	6	7	11	16	119.00
CB561	70"						5	7	8	10	15	23	162.00
CB573*	Disc & Screw Set (2 disks/2 screws)											4.54	

*Disc & screw set required for each bin cabinet to be mounted on a frame

OFFICE PRODUCTS

INSTRUMENTS, SCALES & ELECTRICAL

SHIPPING & PACKAGING

TOOLS & EQUIPMENT

WELDING & METALWORKING

SAFETY EQUIPMENT & SUPPLIES

JANITORIAL & MAINTENANCE

MATERIAL HANDLING & STORAGE

SMALL PARTS STORAGE

SECTIONAL STACKBINS®


A. SECTIONAL STACKBIN® UNITS

An economical alternative to standard Stackbins®, as individual compartments are created from a standard 37" wide unit divided by welded steel partitions. Each unit may be stacked on a larger, or similar sized unit, with covers, bases, and filler strips available to complete the unit (as shown).

B. TRUCKS

Available to mobilise your sectional Stackbin® units. Standard blue baked enamel finish for all component

A. Shown with base (sold separately)



B. Shown with stack bins (not included)



STACKBIN

Model No.	Dimensions				Bins in Section	Wt. lbs.	Price /Each	
	W"	x	D"	x				H"
A. SECTIONAL STACKBINS®								
CA786*	37	x	8	x	4 1/2	8	11.0	137.00
CA787*	37	x	12	x	4 1/2	6	13.8	143.00
CA788	37	x	15 1/2	x	6	5	20.0	160.00
CA789	37	x	18 3/4	x	7 1/2	4	29.0	186.00
CA790	37	x	20 1/2	x	9 1/2	3	35.0	220.00
CA791	37	x	24	x	11	2	40.0	226.00
B. SECTIONAL TRUCKS (BINS NOT INCLUDED)								
CA809	Fits CA789						39.0	368.00
CA810	Fits CA790						39.0	387.00
CA811	Fits CA791						39.0	387.00

Model No.	Description	Price /Each
SECTIONAL BASES		
CA793	Base for CA788	140.00
CA794	Base for CA789	145.00
CA795	Base for CA790	153.00
CA796	Base for CA791	156.00
SECTIONAL COVERS		
CA797	Cover for CA786	27.00
CA798	Cover for CA787	31.80
CA799	Cover for CA788	35.70
CA800	Cover for CA789	41.70
CA801	Cover for CA790	45.10
CA802	Cover for CA791	52.40

* No bases available

PRE-ENGINEERED SECTIONAL SYSTEMS

- Complete with Sectional Stackbin® 6" high base and top cover
- 5000-lb stocking capacity

STACKBIN

Model No.	Description	Wt. lbs.	Price /Each
USING CA788 SECTIONAL STACKBINS®			
CD354	7 row unit w/35 Comp.	136.5	1297.00
CD355	8 row unit w/40 Comp.	156	1457.00
USING CA789 SECTIONAL STACKBINS®			
CD356	6 row unit w/24 Comp.	174	1303.00
CD357	7 row unit w/28 Comp.	226.5	1488.00
USING CA790 SECTIONAL STACKBINS®			
CD358	5 row unit w/15 Comp.	200	1298.00
CD359	6 row unit w/18 Comp.	235	1518.00
USING CA791 SECTIONAL STACKBINS®			
CD360	4 row unit w/8 Comp.	183.5	1111.00
CD361	5 row unit w/10 Comp.	222.5	1338.00



STEEL STACKBINS®

- Hopper-front steel Stackbins® are available with capacities from 70 cubic inches up to 5100 cubic inches
- They may be easily stacked one on top of another, or housed in steel Stackracks®, together with Stackracks' base allowing lower units to be removed without disturbing units stacked above them
- Standard blue baked enamel finish



Stackbins®



Covers

Model No.	Capacity Cu. in.	Dimensions W" x D" x H"	Wt. lbs.	Price /Each	Top Cover Model No.	Price /Each	Front Cover Model No.	Price /Each
CA765	70	4 1/2 x 8 x 4 1/2	1.8	27.40	-	-	-	-
CA766	200	5 1/2 x 12 x 4 1/2	3	32.30	CD369	17.80	CA368	14.30
CA767	500	7 1/2 x 15 1/2 x 6	5.5	36.70	CD370	17.80	CA734	14.30
CA768	900	9 x 18 3/4 x 7 1/2	9	46.20	CA706	17.80	CA735	14.30
CA772	1400	10 x 24 x 8	12	58.60	CA710	22.40	CA739	15.50
CA769	1600	12 x 20 1/2 x 9 1/2	12.5	60.50	CA707	21.60	CA736	15.80
CA770	2800	15 x 24 x 11	20.5	84.90	CA708	26.20	CA737	20.40
CA771	5100	18 x 30 x 12	30	149.00	CA709	36.60	CA738	24.60

PLASTIC STACKBINS®

- Molded polyethylene
- Capacity of 1600 cubic inches
- The exclusive interlocking front bar prevents the bins from spreading under heavy loads
- 12" W x 20 1/2" D x 9 1/2" H



STACKBIN

Model No.	Wt. lbs.	Cap. lbs.	Price /Each
Blue			
Grey			
CB314	4	50	42.80
CB315			

STACKRACKS®

- Stackracks® are designed to be teamed up with Stackbins® to create a heavy-duty storage system
- Stackracks® allow for bins to be removed easily from a setup
- Can support any weight that fits within the cube of the coinciding container
- Easily stack together without tools or fasteners and feature Stackbins® patented locking system
- Can be reconfigured or added to at any time



Shown with 10 - CA769 bins, 10 - CA776 single Stackracks and 1 - CA693 Base 2 bins wide



STACKRACKS'

Model No.	Description	Wt. lbs.	Price /Each
CD447	Stackrack for Bin CA765	3.5	38.00
CA773	Stackrack for Bin CA766	4	39.90
CA774	Stackrack for Bin CA767	5.5	39.90
CA775	Stackrack for Bin CA768	8.5	42.30
CA780	Stackrack for Bin CA772	9	42.30
CA776	Stackrack for Bin CA769	10	50.20
CA778	Stackrack for Bin CA770	12	57.00
CA779	Stackrack for Bin CA771	14	73.80

STACKRACKS' COVERS

Model No.	Description	Price /Each
CA715	Stackrack Cover for CA775	38.10
CA730	Stackrack Cover for CA780	51.80
CA720	Stackrack Cover for CA776	38.10
CA724	Stackrack Cover for CA778	64.80
CA727	Stackrack Cover for CA779	67.40

STACKBIN

12" HIGH BASES

- Can be butt-up to each other to make continuous rows of storage bins
- Bases are made specifically for each size steel container
- 14-gauge legs and supports
- Spot welded
- Capacity: 1000 lbs.

Model No.	Description	Price /Each
1-BIN WIDE		
CA687	Base for Stackrack CA775	139.00
CA692	Base for Stackrack CA776	151.00
CA696	Base for Stackrack CA778	156.00
CA699	Base for Stackrack CA779	160.00
2-BIN WIDE		
CD448	Base for Stackrack CA774	133.00
CA688	Base for Stackrack CA775	139.00
CA703	Base for Stackrack CA780	151.00
CA693	Base for Stackrack CA776	151.00
CA697	Base for Stackrack CA778	156.00
CA700	Base for Stackrack CA779	160.00
3-BIN WIDE		
CD449	Base for Stackrack CA774	143.00
CA689	Base for Stackrack CA775	155.00
CA704	Base for Stackrack CA780	162.00
CA694	Base for Stackrack CA776	169.00

PRE-ENGINEERED BIN COMBINATIONS

17-COMPARTMENT SYSTEM INCLUDES:

- 1 row of CA770 bins (2 wide)
- 3 rows of CA768 bins (3 wide)
- 2 rows of CA767 bins (3 wide)
- All corresponding Stackracks®, adapter covers-which allow bins to stack and 12" base

Model No. CD378
Price/Each \$1918.00

31-COMPARTMENT SYSTEM INCLUDES:

- 1 row of CA770 bins (4 wide)
- 1 row of CA769 bins (5 wide)
- 1 row of CA768 bins (6 wide)
- 1 row of CA767 bins (7 wide)
- 1 row of CA766 bins (9 wide)
- All corresponding Stackracks®, adapter covers-which allow bins to stack and 12" base

Model No. CD379
Price/Each \$4124.00



CD379

STACKBIN

OFFICE PRODUCTS

INSTRUMENTS, SCALES & ELECTRICAL

SHIPPING & PACKAGING

TOOLS & EQUIPMENT

WELDING & METALWORKING

SAFETY EQUIPMENT & SUPPLIES

JANITORIAL & MAINTENANCE

MATERIAL HANDLING & STORAGE

SMALL PARTS STORAGE

INDUSTRIAL DRAWER CABINETS

- Provide a rugged modular storage system for small parts
- Select from a range of drawer capacities from 9 to 96 drawers per cabinet
- Various drawer sizes are available including drawer heights of 2 3/4" and 3 1/2", and drawer depths of 11 1/8" and 17"
- Each drawer includes 2 adjustable dividers and full width handles
- Drawer sides are slotted to hold dividers



A. Drawer Cabinets, Base included



B. 18-Drawer Cabinets



C. 24-Drawer Cabinets



D. 9-Drawer Cabinets



E. 30-Drawer Cabinets

DURHAM MFG®
Est. 1922



Type	Model No.	No. of Drawers	Drawer Size				Cabinet Height"	Wt. lbs.	Price /Each	Replacement Drawers	Price /Each	
			W"	x	D"	x	H"					
A	FI356	30	5 3/8	x	11 1/4	x	3 1/2	26 7/8	107	946.00	CD661	16.70
A	CA936	48	5 3/8	x	11 1/8	x	2 3/4	33 3/4	176	940.00	CA921	6.22
A	FI357	60	5 3/8	x	11 1/4	x	3 1/2	48	194	1419.00	CD661	16.70
A	CA939	72	5 3/8	x	11 1/8	x	2 3/4	48 1/8	238	1193.00	CA921	6.22
A	FI358	90	5 3/8	x	11 1/4	x	3 1/2	69 1/8	281	1891.00	CD661	16.70
A	CA941	96	5 3/8	x	11 1/8	x	2 3/4	62 1/2	300	1433.00	CA921	6.22
B	CA924	18	5 3/8	x	11 1/4	x	2 3/4	10 7/8	50	236.00	CA921	6.22
B	CA925	18	5 3/8	x	11 1/4	x	3 1/2	12 7/8	87	268.00	CD661	16.70
B	CA926	18	5 3/8	x	17	x	3 1/2	12 7/8	75	363.00	CA923	26.30
C	CA930	24	5 3/8	x	11 1/4	x	2 3/4	14 3/8	60	283.00	CA921	6.22
C	CA932	24	5 3/8	x	17	x	3 1/2	17	96	471.00	CA923	26.30
D	CA942	9	5 3/8	x	11 1/4	x	2 3/4	10 7/8	28	145.00	CA921	6.22
E	CA934	30	5 3/8	x	11 1/4	x	3 1/2	21 1/8	87	475.00	CD661	16.70
E	CA935	30	5 3/8	x	17	x	3 1/2	21 1/8	118	588.00	CA923	26.30
-	CA946		Extra Divider for 2 3/4" H Drawer						0.1	1.23	-	-
-	CA947		Extra Divider for 3 1/2" H Drawer						0.1	1.30	-	-

HEAVY-DUTY 2-SIDED MOBILE CARTS/WORK STATIONS

- Two rigid and two swivel casters with locking brakes
- Sturdy tubular handle allows ease of mobility
- Rubber tray mat provides safe, secure, non-skid work surface
- Finished in rust and acid resistant grey powder coat
- Heavy-duty casters, capacity of 1000 lbs.
- Shipped fully welded

DURHAM MFG®
Est. 1922



- Two 12-compartment bins back-to-back
- Overall dimensions: 34" W x 24" D x 32" H
- Ship weight: 139 lbs.

Model No. CD330
Price/Each \$857.00



- Two 40-compartment bins back-to-back
- Overall dimensions: 34" W x 24" D x 32" H
- Ship weight: 159 lbs.

Model No. CD349
Price/Each \$873.00



Front



Back

- One lockable 4-compartment storage cabinet
- One storage bin with 12 compartments
- 12 easily dividable pull out storage drawers, six on each side
- Overall dimensions: 34" W x 24" D x 36" H
- Ship weight: 180 lbs.

Model No. MO070
Price/Each \$1059.00

STEEL STORAGE BINS

- Pigeonhole type steel storage bin units organise small parts
- Best suited where space is limited and organization is crucial
- Produced of prime cold rolled steel
- Fully welded, will not warp, twist or sag
- Fully hemmed label holders provide adequate space for content identification
- Each divider is hemmed in a tear drop design to avoid sharp edges
- Doors with padlock attachment and bases to raise units are available with most models
- All units are 33 3/4" wide and are available in depths of 12" or 8 1/2"
- 12" deep units feature a 45° slope front for easy removal of parts
- Finished in grey powder coat

DURHAM MFG®
Est. 1922

Perfect for organising your shop - can be filled with just about anything!



CA151



CA152



CA154

Base for storage bins



CA157

Door for storage bins



CA142



CA136



CA133



CA149

Model No.	Dimensions				No. of Bins	Bin Dimensions				Wt. lbs.	Price /Each	Base Model No.	Price /Each	Door Model No.	Price /Each	
	W"	x	D"	x	H"	W"	x	D"	x	H"						
12" DEEP STORAGE BINS																
CA133	33 3/4	x	12	x	11 1/2	4	x	11 7/8	x	5 1/8	25	148.00	CA157	74.90	-	-
CA134	33 3/4	x	12	x	19 1/4	5 3/8	x	11 7/8	x	6 3/8	38	216.00	CA157	74.90	-	-
CA136	33 3/4	x	12	x	23 7/8	5 3/8	x	11 7/8	x	5 1/2	44	223.00	CA157	74.90	CA142	78.30
CA149	33 3/4	x	12	x	23 7/8	4	x	11 7/8	x	4 1/2	50	244.00	CA157	74.90	CA142	78.30
CA151	33 3/4	x	12	x	42	5 3/8	x	11 7/8	x	5 1/2	71	353.00	CA157	74.90	CA141	114.00
CA152	33 3/4	x	12	x	42	4 7/8	x	11 7/8	x	5 1/8	75	377.00	CA157	74.90	CA141	114.00
CA154	33 3/4	x	12	x	42	4	x	11 7/8	x	4 1/2	80	380.00	CA157	74.90	CA141	114.00
8 1/2" DEEP STORAGE BINS																
CA150	33 3/4	x	8 1/2	x	22 1/4	4	x	8 3/8	x	4 1/2	50	222.00	CA158	91.80	-	-
CA155	33 3/4	x	8 1/2	x	42	4	x	8 3/8	x	4 1/2	85	354.00	CA158	91.80	CA141	114.00

BULK CONTAINERS

BULK STACKING CONTAINERS

- Heavy-duty all-welded construction
- Mesh containers use 2" x 2" x 10 gauge wire mesh
- All containers use a 13-gauge corrugated sheet steel base
- 2" x 2" x 3/16" angle posts
- 4-way fork truck entry with 4" under-clearance
- Available with one drop gate or fully enclosed sides
- Height: 24" inside, 30" overall
- Stackable up to 5 high
- Other sizes are available
- Painted durable Kleton blue



CF449



CF453



CF457



CF450



Model No.	Mfg. No.	Description	Capacity lbs.	Width"	Length"	Weight lbs.	Price /Each
MESH CONTAINERS							
CF449	KSMC-3440-0	Fully Enclosed	3000	34.5	40.5	125	355.00
CF450	KSMC-3440-1	One Drop Gate	3000	34.5	40.5	130	423.00
CF451	KSMC-4048-0	Fully Enclosed	3000	40.5	48.5	150	409.00
CF452	KSMC-4048-1	One Drop Gate	3000	40.5	48.5	160	479.00
SHEET CONTAINERS							
CF453	KSSC-3440-0	Fully Enclosed	3500	34.5	40.5	150	539.00
CF454	KSSC-3440-1	One Drop Gate	3500	34.5	40.5	150	620.00
CF455	KSSC-4048-0	Fully Enclosed	3500	40.5	48.5	185	629.00
CF456	KSSC-4048-1	One Drop Gate	3500	40.5	48.5	185	699.00
CORRUGATED CONTAINERS							
CF457	KSCC-3440-0	Fully Enclosed	4500	34.5	40.5	160	552.00
CF458	KSCC-3440-1	One Drop Gate	4500	34.5	40.5	160	655.00
CF459	KSCC-4048-0	Fully Enclosed	4500	40.5	48.5	195	699.00
CF460	KSCC-4048-1	One Drop Gate	4500	40.5	48.5	195	790.00

OPEN MESH CONTAINERS

- Rugged construction ensures long lasting, trouble free service
- 3/4" - 13 gauge expanded metal mesh panels
- 2 half drop gates
- Four-way fork truck access
- 4 1/4" underclearance
- Overall dimensions: 34 1/2" x 40 1/2" x 32 1/4"
- Stackable up to 5 high
- 15 cu.ft. capacity
- Deck capacity: 2500 lbs. mesh deck, 3000 lbs. sheet metal deck
- Blue enamel finish

Model No.	Style	Wt. lbs.	Price /Each
CA397	Mesh deck	105	239.00
CA398	Sheet metal deck	114	251.00
CA368	Replacement foot	0.72	2.86



COLLAPSIBLE WIRE CONTAINERS

- Welded, square mesh wire allows full visibility and excellent ventilation
- Foldable and constructed of durable 3-gauge wire
- 4-way entry for easy use with lift trucks
- Convenient drop gate design for easy access to products
- Safety rating plates with static load capacity and static load height
- Stack up to 4 high
- 4" under clearance

Model No.	Mfg. No.	Weight Cap. Lbs.	Dimensions* W x D x H	Usable Height**	Drop Gate	Wt. Lbs.	Mesh Size"	Price /Each
CF462	JR1	1,000	20 x 32 x 21	16	32" side	43	1x1	205.00
CF463	JR5	1,000	20 x 32 x 21	16	32" side	55	1/2 x 1/2	245.00
CF464	C324048S4	4,000	32 x 40 x 34	28	40" side	122	2 x 2	355.00
CF465	C404824S4	4,000	40 x 48 x 30	24	48" side	150	2 x 2	425.00
CF466	C404830S4	4,000	40 x 48 x 36	30	48" side	163	2 x 2	465.00
CF467	C404830E4	4,000	40 x 48 x 36	30	40" end	163	2 x 2	592.00
CF468	C404836S4	4,000	40 x 48 x 42	36	48" side	176	2 x 2	497.00



Shows 2 units stacked



CF468

THREADED ROD RACKS

- Eighteen 2 1/8" dia. openings
- Overall dimensions: 24 1/8" W x 6 7/8" D x 24" H
- Weight: 16 lbs.
- Powder coat grey finish
- Shipped knocked down

Model No. CB578
Price/Each \$112.00

DURHAM MFG
Est. 1922



MEDIUM-DUTY COLLAPSIBLE BULKPAK CONTAINERS

- Sturdy and quick to erect or knock down, fully recyclable Orbis containers replace tons of corrugated paper and wood packaging waste
- They can be collapsed to one-third their height for space-saving return shipment
- They stack safely, full or folded to create warehouse space without racking
- Weight capacity: 1500 lbs.
- Colour: Black (CF492 is blue)

ORBIS



COVERS

	Model No.	Price/Each
A	CF493	175.00
B	CF489	158.00
C	CF486	137.00

Model No.	Description	Ext. Dimensions L" x W" x H"	Cap. Cu. Ft.	Wt. lbs.	Covers	Price /Each
CF490	Collapsible Container, 2 Drop Gate	48 x 45 x 25	19.3	115	A	720.00
CF491	Collapsible Container, 2 Drop Gate	48 x 45 x 34	28.5	140	A	752.00
CF492	Collapsible Container, 2 Drop Gate, Blue	48 x 45 x 34	28.5	140	A	966.00
CF487	Collapsible Container, 2 Drop Gate	48 x 40 x 34	27.9	150	B	764.00
CF488	Collapsible Container, 2 Drop Gate	48 x 40 x 39	32.8	160	B	794.00
CF483	Collapsible Container, 2 Drop Gate	30 x 32 x 25	8.4	60	C	511.00
CF484	Collapsible Container, 2 Drop Gate	30 x 32 x 34	12.5	80	C	567.00

Prices F.O.B. Mississauga, Ont.

MULTI-PURPOSE BINS

- Removable vertical dividers allow creation of multi-width compartments
- Scoop shelves allow contents to be removed easily
- Keyhole slots provide for wall mounting
- 36 bins (3 7/8" W x 4 5/8" D x 3 3/4" H)
- 23 3/4" W x 4 3/4" D x 23 3/4" H
- Weight: 25 lbs.
- Powder coat grey finish

Model No. CA161
Price/Each \$157.00

DURHAM MFG
Est. 1922



COLLAPSIBLE STRUCTURAL POLYETHYLENE CONTAINERS

Sturdy, long-lived and quick to erect or knock down, fully recyclable Orbis containers replace tons of corrugated paper and wood packaging waste. With as many as four sidewall heights, these space-efficient collapsibles cube out trailers and ISO containers. They can be collapsed to one-third their height for space-saving return shipment. And they stack safely, full or folded to create warehouse space without racking. **Models featured below include standard 2 drop gates (1 drop and no drop also available per special request). Models below have a 2000 lbs. capacity and 4-way entry. They can be used with pallet trucks and forklifts.**



COVERS

	Model No.	Price/Each
A	CC169	166.00
B	CC170	188.00
C	CC171	195.00

ORBIS

Model No.	Description	Ext. Dimensions L" x W" x H"	Cap. Cu. Ft.	Wt. lbs.	Covers	Price /Each
CF447	Collapsible Container, 2 drop gate	48 x 45 x 25	19.7	115	C	753.00
CF448	Collapsible Container, 2 drop gate	48 x 45 x 34	29.4	140	C	841.00
CF445	Collapsible Container, 2 drop gate	48 x 40 x 34	24.9	150	B	888.00
CF446	Collapsible Container, 2 drop gate	48 x 40 x 39	29.8	160	B	930.00
CF443	Collapsible Container, 2 drop gate	30 x 32 x 25	8.7	60	A	586.00
CF444	Collapsible Container, 2 drop gate	30 x 32 x 34	12.9	80	A	626.00

Prices F.O.B. Mississauga, Ont.

MATERIAL HANDLING BASKET

- All welded 3/16" steel material basket
- Can be moved by pallet trucks and by overhead lifts
- Dimensions: 48" L x 48" W x 24" H
- Fork pocket size: 3.5" x 7.5"
- Outside distance between fork pockets: 27"
- Thickness of steel: 3/16"
- Diameter of lifting eyes: 1-1/16"
- Customizable dimensions and capacities available

F.O.B. Vaudreuil, Qc

MuscleMate


Model No.	Capacity lbs.	Price /Each
MN664	1000	2662.00
MN665	2000	3412.00
MN666	4000	3917.00



PALLETS

LIGHT DUTY EXPORT PALLETS

- Low cost lightweight alternative to wood pallets.
- Made of 100% recycled plastics and completely recyclable
- These low cost, single use pallets are designed for export oriented companies.
- Pallets are nestable for easy storing and space saving.
- 4-way entry for both forklift and pallet truck
- Streamlines customs process and reduces shipping delays
- ISPM 15 exempt



Model No.	Dimensions				Capacity lbs.		Wt. lbs.	Price /Each	
	L"	x	W"	x	H"	Static			Dynamic
MN457	40	x	48	x	5.2	3500	1500	12.5	45.00

NESTABLE EXPORT PALLET

- Economic, environmental and efficient alternative to wood pallets
- 100% recyclable export pallet
- Low cost lightweight pallet ideal for export and one way shipments
- Flow thru design allows for easy cleaning
- Pallet Entry: 4-Way
- ISPM 15 exempt




ORBIS

Model No.	Dimensions				Capacity lbs.		Wt. lbs.	Price /Each	
	L"	x	W"	x	H"	Static			Dynamic
MN725	48.2	x	40.2	x	5.75	15 000	2000	23.2	62.00

NESTABLE LIGHTWEIGHT PALLETS WITH LIP

- 5/8" raised edge surrounding the deck prevents loads from sliding off
- Single faced, one-piece high-density polyethylene construction
- Cleans easily with efficient drainage design
- Nestable
- 4-way fork lift and 2-way pallet truck entry
- ISPM 15 exempt



ORBIS

Model No.	Dimensions				Capacity lbs.		Wt. lbs.	Price /Each	
	L"	x	W"	x	H"	Static			Dynamic
CB521	48	x	40	x	5 1/2	10 000	2500	21	142.00

Also available in USDA/FDA approved material for non-direct food contact.

NESTABLE SINGLE-FACED PALLETS

- One piece structural foam pallets are lightweight, nestable and recyclable
- High density polyethylene construction
- Large rectangular legs make it an excellent choice for most conveyor systems
- Stacks 15 high in only 48" for cost effective transport
- Fork lift: 4-ways
- Pallet truck: 4-ways
- Colour: Black
- ISPM 15 exempt

ORBIS




Model No.	Dimensions				Capacity lbs.		Wt. lbs.	Price /Each	
	L"	x	W"	x	H"	Static			Dynamic
CB524	48	x	48	x	5 3/4	30 000	4000	45.5	251.00

PLASTIC PALLETS


VALLEYCRAFT
ALL IN ONE SOURCE

Sturdy, lightweight pallets with rigid centre supports offer versatile, damage-free storage and movement for a wide range of materials. Suitable for the handling of all materials in paper, plastic or burlap bags; as well as tires, construction materials and items under assembly.

- Injection-molded plastic is easy to clean and resistant to both chemicals and weather
- Nestable (each adds only 5/8" to the height of a stack)
- 1 1/2" deep stringers can also be handled by a standard forklift
- ISPM 15 exempt



MA373



MA374

Model No.	Deck Size L" x W"	Stringer Height"	Construction	Capacity lbs.		Wt. lbs.	Price /Each
				Static	Dynamic		
MA373	24 x 12	1 1/2	Black Plastic	800	1	1	7.63
MA374	24 x 15	1 1/2	Black Plastic	800	1 1/4	1	11.00

STACK'R LD PALLETS

ORBIS

- Open deck with stringer
- Designed specifically for stacking applications
- Made of 100% recycled content
- Lower per-trip cost than alternative pallets
- Versatile handling with 4-way hand and fork truck entry
- Lighter weight for better ergonomics
- ISPM 15 exempt



Model No.	Dimensions				Capacity lbs.		Wt. lbs.	Price /Each	
	L"	x	W"	x	H"	Static			Dynamic
MN714	48	x	40	x	5.9	30 000	4000	44.4	186.00

SMOOTH-DECK NESTABLE PALLETS

- Manufactured in HDPE Structural Foam
- Empty pallets nest for a cost-efficient return trip or warehouse storage.
- Lightweight and easy to manually handle, with no nails, splinters or broken boards to risk employee injury
- 4-way entry using both Fork Truck or Hand Trucks
- An economic and environmental alternative to wood pallets or skids.
- Exempt from ISPM 15



ORBIS

Model No.	Dimensions				Capacity lbs.		Wt. lbs.	Price /Each	
	L"	x	W"	x	H"	Static			Dynamic
MN171	48	x	40	x	6	30 000	4000	37	165.00

RETAIL DISPLAY PALLETS

- Modular
- This pallet offers marketers an attractive display solution with efficient material handling
- Easily creates in-aisle or end-of-aisle displays
- The flat, smooth surface allows for easy set up in a warehouse or co-packing facility
- Can be moved directly to sales floor to reduce labor costs and maximize storage space
- Decreases safety liabilities and product shrink by eliminating sharp edges, splinters and nails found in wood alternatives
- Pallet Entry: 4-Way
- ISPM 15 exempt

ORBIS




MN709


Model No.	Dimensions				Capacity lbs.		Wt. lbs.	Price /Each	
	L"	x	W"	x	H"	Static			Dynamic
MN709	24	x	24	x	5.5	8000	1000	9	42.30
MN713	48	x	24	x	5.5	15 000	2000	19	79.20
MN710	48	x	48	x	5.5	20 000	4000	38	146.00
MN712	48	x	40	x	5.5	30 000	4000	39.3	166.00

ONE PIECE RACKABLE PALLETS

- Ideal for use in food industry and in situations where higher capacity racking capabilities are important
- Double-deck, one piece construction with an open grid and large corner for easy cleaning
- Standard high density polyethylene or FDA compliant HDPE virgin material for direct food contact
- In an edge-supported rack, pallet can hold up to a 2000 lbs. evenly distributed load
- 4 way fork lift or pallet truck entry
- Colour: Standard-Black, FDA compliant material-Blue
- ISPM 15 exempt



FDA Compliant Material



Standard
ORBIS

Model No.	Dimensions L" x W" x H"	Description	Capacity lbs.		Wt. lbs.	Price /Each
			Static	Dynamic		
CB536	48 x 40 x 6 5/8	Standard	30 000	5000	45	313.00
CB537	48 x 40 x 6 5/8	USDA/FDA	30 000	5000	45	321.00

Note: Test for pallet deflection on loads over 2000 lbs. when used with unsupported (edge-supported) pallet rack.

STACK'R MD PALLETS

- Open Deck With Stringer
- Designed specifically for stacking and racking applications
- Made of 100% HDPE
- The smooth, non-porous construction protects product and does not absorb moisture or odor
- Pallet Entry: 4-Way
- ISPM 15 exempt




ORBIS

Model No.	Dimensions L" x W" x H"	Capacity lbs.		Wt. lbs.	Price /Each
		Static	Dynamic		
MN726	48 x 40 x 5.9	30000	4000	44.4	269.00

DOUBLE DECK STACKABLE PALLETS

- Designed for handling and shipping heavy products
- Manufactured in HDPE structural foam
- An economic, environmental and efficient alternative to wood pallets or skids
- Double deck design, ideal for stack loading, conveying systems, distribution and static storage
- 4-way entry for fork and hand trucks
- ISPM 15 exempt



ORBIS

Model No.	Dimensions L" x W" x H"	Capacity lbs.		Wt. lbs.	Price /Each
		Static	Dynamic		
MN168	48.7 x 45.7 x 7.5	30 000	4000	62	399.00

MEDIUM-DUTY FOOD GRADE PALLETS

- Typically used in the food industry
- 1-piece construction with an open grid for easy cleaning
- Made of FDA compliant HDPE virgin material for direct food contact
- Edge-supported pallet on a rack can hold up to a 2200-lb evenly distributed load
- 4-way fork lift or pallet truck entry
- ISPM 15 exempt




Model No.	Dimensions L" x W" x H"	Capacity lbs.		Wt. lbs.	Price /Each
		Static	Dynamic		
MN490	48 x 40 x 6 5/8	25000	5000	35	171.00

RACKSTAR II™ PALLET

- Highly impact resistant design
- Internal reinforcements meet aggressive application requirements
- 100% recyclable with fully removable reinforcement structure
- Solid wall design for increased durability
- 4-way forklift accessible
- Easy to sanitize
- Removable/repairable stringers or full frame bottom, with easy-to-replace fasteners, are available for added capacity in forklift and conveyor use
- Perimeter molded-in lip options offer secure product loading and stacking
- Rackable
- ISPM 15 exempt

Rackstar II™ Pallet



ORBIS

Model No.	Dimensions L" x W"	Description	Capacity lbs.		Capacity lbs.			Wt. lbs.	Price /Each
			Static	Dynamic	Decking	Centre Supports	Edge Supported		
CC163	48 x 40 x 6"	without lip (includes 16 deck grommets)	30 000	6000	6000	6000	3000	56.6	377.00

EXTRA-LONG STACKABLE PALLETS

- Pallet is fully reversible for double stacking of loads
- Manufactured in HDPE structural foam
- Designed for handling and shipping heavy product loads
- Ideal for stack loading, conveying systems, distribution and static storage
- 4-way entry for fork trucks
- ISPM 15 exempt




ORBIS

Model No.	Dimensions L" x W" x H"	Capacity lbs.		Wt. lbs.	Price /Each
		Static	Dynamic		
MN170	72 x 48 x 5.8	30 000	4000	110	619.00

MEDIUM-DUTY RACKABLE PLASTIC PALLETS

- Unique rib design for easy cleaning and sanitary applications
- Edge-supported racking application, maximum capacity of 1400 lbs.
- Bottom design of pallet ideal for automated conveying
- Anti-skid grommets on both top and bottom
- High pressure injection molded plastic pallets made with recyclable materials
- Grey
- ISPM 15 exempt




MONOFLO
INTERNATIONAL, INC.

Model No.	Dimensions L" x W" x H"	Capacity lbs.		Wt. lbs.	Price /Each
		Static	Dynamic		
MN172	48 x 40 x 6	30 000	3000	42	218.00

PALLETS

ALUMINUM PALLETS

- Welded aluminum construction provides superb weight-to-load ratio
- Ideal for heavy industrial, food, electronics, telecommunications, pharmaceuticals and consumer goods
- Long service life indoors and outdoors, lightweight and low maintenance
- Resists fire, freezing temperatures, chemicals, rust and insects
- Always looks clean, easy to wash and sterilize
- Works seamlessly with automated and mechanized material handling equipment
- 2-way fork entry, ridged deck boards provide grip to reduce load shifting
- ISPM 15 exempt



Model No.	Dimensions				Capacity lbs.		Wt. lbs.	Price /Each	
	L"	x	W"	x	H"	Static			Dynamic
CF416	48	x	42	x	6	6000	4000	40	604.00
CF417	48	x	48	x	6	6000	4000	50	629.00

PALLET NO STACK® CONES

- Prevent damage to your shipment with No Stack® signs - warns against double stacking your shipment, ensuring your shipment remains on top
- 3 dimensional anti-stack warning devices, that easily crushes if stacked on, proof that your shipment was mishandled
- Strap easily to the top of your pallet, or attach with packaging tape
- 100/package



Model No. PC616
Price/Each \$348.00

LABEL HOLDERS

- Clearly identify your shelf/bin contents with the efficient and time-saving Aigner holders
- Versatile, highly protective, easy to read, and even custom designed with a special matte finish making bar code applications easy
- Ideal for all types of racking, shelving and bin/drawer storage systems
- Labels provided
- Sold in packages of 12



HOL-DEX®

- Can be custom cut to your specific size specifications
- Colour: Clear



Model No.	Dim. W" x L"	Price /Package
SELF-ADHESIVE		
OA340	1/2 x 6	18.80
OA339	3/4 x 6	21.00
OA341	1 x 6	23.95
OA338	2 x 6	32.30
MAGNETIC		
RG650	1/2 x 6	20.30
OA389	3/4 x 6	22.50
OA336	1 x 6	26.30
HOOK & LOOP		
RG660	1 x 6	33.80
RG665	2 x 6	55.60

SUPERSCAN®

- Available in 4 extra large sizes for pallet racking installation
- Clear plastic matte finish assures precise bar code reading everytime
- Inserts are laser ink jet printer compatible for easy labeling
- Colour: Clear



SUPERSCAN® (CLEAR ONLY)

Model No.	Dimensions W" x L"	Qty /Box	Price /Box
SELF-ADHESIVE			
OG356	2 x 3.5	50	39.80
RG670	3 x 5	50	48.10
RG671	4 x 6	50	56.30
RG681	5 x 7	25	49.60

Model No.	Dimensions W" x L"	Qty /Box	Price /Box
MAGNETIC			
OG357	2 x 3.5	50	63.80
RG672	3 x 5	50	66.10
RG673	4 x 6	50	82.60
RG683	5 x 7	25	63.80

ROLL PALLETS

- Rotationally molded of durable polyethylene
- Lightweight pallets handle rolls up to a maximum diameter of 42"
- Molded construction eliminates product damage due to splinters and nails
- 2-way forklift entry
- ISPM 15 exempt



Model No.	Dimensions				Capacity lbs.	Wt. lbs.	Price /Each	
	L"	x	W"	x				H"
CB535	21	x	38 1/2	x	8 1/2	1500	24	134.00

DRUM PALLETS

The 48" x 48" one-piece drum pallet features four molded-in rings to secure the drums during transportation, underside rings for secure double stacking and complete flow through design.

- Structural foam
- Pallets fit side by side in regular trailers
- Standard colour: Black
- Fork truck entry: 4-ways
- Hand truck entry: 4-ways
- ISPM 15 exempt



Model No.	Dimensions			Capacity lbs.		Wt. lbs.	Price /Each		
	L"	x	W"	x	H"			Static	Dynamic
CC153	48.8	x	48.8	x	5.5	30 000	4000	42	456.00


EDGEBOARD CORNER PROTECTORS

Improves stocking strength and cushions package edges against hard knocks.

Also helps improve the flow of strapping and stretch film around the product.

20/package.

Pallet quantities are available. Other thicknesses & lengths available upon request.



PRE-BUNDLED PACKS

Model No.	Leg"	Thickness"	Length"	Price /Each
PB264	2.5 x 2.5	0.200	36	24.30
PB265	2.5 x 2.5	0.200	42	28.30
PB266	2.5 x 2.5	0.200	48	32.40
PB267	3 x 3	0.200	36	26.70
PB268	3 x 3	0.200	42	31.10
PB269	3 x 3	0.200	48	35.60

SLIP 'N STICK™ AISLE SIGNS

- Create your own customised warehouse signs
- Built-in flexible hinge prevents breakage
- Included: 10 sign holders (11" x 8 1/2"), 12 yellow laser/ink jet sheets and instructions



SNAP-ON

- Snaps into pallet rack assembly holes, can snap out to relocate

Model No. OE798
Price/Each \$46.60

SELF-ADHESIVE

- Adheres to flat surfaces, for more permanent applications

Model No. OJ943
Price/Each \$46.60

PALLET RACKING SYSTEMS

MOST COMMON PALLET RACKING COMPONENTS

- Provides the widest range of flexibility for pallet and bulk storage needs with excellent storage density
- Stocking vertically and horizontally maximizes available space with the ability to access each individual load
- Installs quickly without special tools and adjust easily to your specific needs
- Typical applications include: warehouses, distribution centres and manufacturing plants
- Only two basic components are required: beams and frames

Note: Pallet racking products are FOB the manufacturer.




Box Beam



Step Beam



Upright End Frames



Box Beam

CENTENNIAL PROFILES*

UPRIGHT END FRAMES

Priced per Each

Model No.	Dimensions D" x H"	Wt. Cap. lbs.	Price /Each
RB819	42 x 96	20 000	107.00
RB747	42 x 120	20 000	127.00
RB763	42 x 144	20 000	156.00
RB779	42 x 168	20 000	183.00
RB795	42 x 192	20 000	206.00

STEP BEAMS

Priced per Pair

Model No.	Dimensions H" x L"	Wt. Cap. Pair/lbs.	Price /Pair
RB491	4 x 96	6804	129.00
RB465	4 x 108	5652	145.00
RB469	4 x 120	4578	160.00
RB517	4 1/2 x 96	8039	138.00
RB495	4 1/2 x 108	7106	153.00
RB499	4 1/2 x 144	6140	169.00

BOX BEAMS

Priced per Pair

Model No.	Dimensions H" x L"	Wt. Cap. Pair/lbs.	Price /Pair
RB275	4 x 96	6886	128.00
RB263	4 x 108	5775	139.00
RB269	4 x 144	3249	178.00
RB288	4 1/2 x 96	8105	134.00
RB277	4 1/2 x 108	7204	148.00
RB283	4 1/2 x 144	4310	190.00

*See page 50 for complete listing of sizes

REDIRACK PROFILES**

UPRIGHT END FRAMES

Priced per Each

Model No.	Dimensions D" x H"	Wt. Cap. lbs.	Price /Each
RL022	42 x 144	25 000	200.00
RL023	42 x 168	25 000	230.00
RL024	42 x 192	25 000	271.00
RL025	42 x 216	25 000	304.00

STEP BEAMS

Priced per Each

Model No.	Dimensions H" x L"	Wt. Cap. Pair/lbs.	Price /Each
RL026	4 x 96	5400	66.80
RL903	4 1/2 x 96	6470	71.40
RL904	4 x 102	5000	71.10
RL905	4 x 108	4480	75.60
RL027	4 1/2 x 108	5750	80.90
RL906	6 x 144	6390	123.00

BOX BEAMS

Priced per Each

Model No.	Dimensions H" x L"	Wt. Cap. Pair/lbs.	Price /Each
RL032	4 x 96	7010	77.50
RL033	4 x 108	6080	85.70
RL902	6 x 144	5230	133.00


** Redirack uprights and beams are standard in orange, blue available upon request.

Other dimensions available.

Call your Material Handling Specialist today!

CENTENNIAL PROFILE ACCESSORIES

FLUSH SAFETY BAR FOR BOX BEAMS



Model No.	Dimensions W" x L"	Wt. Cap. lbs.	Price /Each
RB878	2 x 42	1100	18.10
RB884	6 x 42	1200	25.10
RB872	12 x 42	1200	33.20

DRUM CRADLE

- For positive positioning of cylindrical containers
- Unit fits onto cross bars and provides wedge type security



Model No.	Description	Price /Each
RB848	Drum cradle (Type II - 42")	55.30

SKID CHANNELS

- For use with legged skids
- Fits across beams, from front to rear
- Recessed channel provides support for skid legs



Model No.	Dimensions W" x L"	Price /Each
RB923	6 x 42	31.20

WALL CONNECTORS

- Wall connectors are used to provide a tie between racking and the wall
- Plate is punched to allow lagging



Model No.	Size"	Price /Each
RB835	6	16.10
RB830	12	16.10

ROW CONNECTORS


- Row connectors are used on back to back racking layouts to maintain spacing between rows
- May be located at any level other than where a stringer is located



Model No.	Size"	Price /Each
RB327	6	16.10
RB328	8	16.10
RB322	12	16.10

WIRE DECKING

- Easy to install
- Step/Waterfall style
- Three channels sit on the beam to carry the load
- 2500-lb. capacity
- Colour: Grey



Model No.	Dimensions W" x D"	Price /Each
RL379	46 x 42	43.90
RL380	52 x 42	50.70
RL377	46 x 36	46.90
RL378	52 x 36	51.90

REDIRACK PROFILE ACCESSORIES


HOOKOVER SAFETY BAR FOR BOX BEAMS



Model No.	Dimensions W" x L" x H"	Wt. Cap. lbs.	Price /Each
RL034	2 x 42 x 4	1000	19.50

SAFETY BAR FOR STEP BEAMS

- Sits in pre-slitted Redirack beams
- Prevents pallets from falling between beams
- Galvanized
- Fits 42" frame




Model No.	Dimensions W" x L"	Wt. Cap. lbs.	Price /Each
RL029	2 x 38	1000	11.10

WALL TIES

- Designed to protect racking by tying to walls or columns

- Model No. RL843 6" Price/Each \$11.60
- Model No. RL844 8" Price/Each \$12.60
- Model No. RL845 12" Price/Each \$14.20



PALLET RACK BACK GUARDS

Back guards help prevent accidents by keeping pallets and their contents from falling off the back of the rack. These guards increase safety where pedestrian pathways are behind the rack.

- Constructed using a 10-gauge frame, and 2" x 2", 10-gauge wire mesh with stiffeners
- Available in a variety of sizes to fit most pallet rack configurations
- Guard brackets are designed to fit almost any style of rack
- Durable safety yellow finish
- Hardware not included

KH131



ML231



Create a pallet rack back guard designed for your application

1. Choose one or a combination of back guard panels to create the required width and length


Model No.	Dimensions'	Weight lbs.	Price /Each
KH926	1 x 4	10	59.30
KH914	2 x 4	12	70.35
KH930	3 x 4	20	96.60
KD130	4 x 4	23	97.85
KD131	8 x 4	45	130.00

2. Choose a mounting bracket that provides the required depth
 - Minimum of four brackets required

Model No.	Dimensions"	Weight lbs.	Price /Each
ML231	4 x 6	2	11.60
ML232	4 x 9	2	13.85
ML233	4 x 12	3	13.85

3. Hardware required


For each additional panel, add: 2 x MMB721 and 2 x MMH254
For each mounting bracket, add: 3 x MMP624 and 3 x MMB721



CANTILEVER BAR-STOCK RACKING

LIGHT-DUTY

- All-welded components assemble easily
- Seven 12" adjustable arms per column side
- Capacity per level: 1000 lbs.
- Dim.: 36" W x 18 1/4" D x 75" H
- Shipped knocked down
- **FOB Concord, ONT**



REGULAR-DUTY

- Ideal for storing of steel, iron, aluminum, wood or plastic pipe
- All-welded components assemble easily
- Seven 14" adjustable arms per column side
- Capacity per level: 2000 lbs.
- Dim.: 36" W or 72" W x 21" D x 84" H
- Shipped knocked down
- **FOB Concord, ONT**



LIGHT-DUTY

Model No.	Description	Capacity lbs./column	Wt. lbs.	Price /Each
RL730	Single Sided	7000	306	814.00
RL731	Double Sided	14 000	434	1155.00

REGULAR-DUTY

Model No.	Description	Width"	Capacity lbs./column	Wt. lbs.	Price /Each
STARTER					
RL732	Single-Sided	36	14 000	315	837.00
RL734	Double-Sided	36	28 000	452	1202.00
RL736	Single-Sided	72	14 000	329	875.00
RL738	Double-Sided	72	28 000	466	1239.00

ADD-ON

RL733	Single-Sided	36	7000	168	445.00
RL735	Double-Sided	36	14 000	236	628.00
RL737	Single-Sided	72	7000	182	482.00
RL739	Double-Sided	72	14 000	250	666.00

HEAVY-DUTY ADJUSTABLE CANTILEVER RACKING

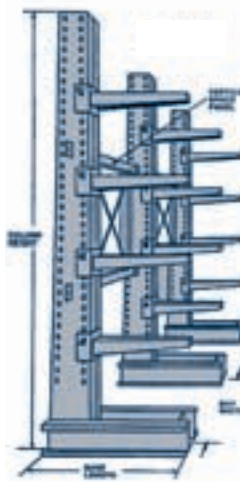


- Pre-designed and engineered free-standing systems
- Each kit consist of 3 basic components: single or double sided columns, arms and braces
- Column centres are set at 51"
- 3 arms per column for single sided units and 6 arms per column double sided units
- All welded components that are easily assembled
- Tapered columns eliminate deflection of rack into the aisles
- Tapered arms never deflect below horizontal
- Arms easily adjust to any vertical height on 3" centres
- **FOB Concord, Ontario**

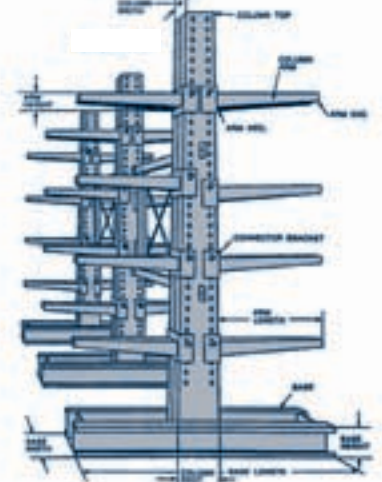


Column Height'	Number of Columns	Arm Length"	Length of Material Stored'	Capacity Per /Level	Single Sided Unit Model No.	Price /Each	Double Sided Unit Model No.	Price /Each
8	2	24	5 to 8	4500	RL676	1134.00	RL703	1600.00
8	3	24	9 to 12	5500	RL677	1771.00	RL704	2468.00
8	4	24	13 to 16	8000	RL678	2406.00	RL705	3337.00
8	2	36	5 to 8	4000	RL685	1350.00	RL712	2034.00
8	3	36	9 to 12	4500	RL686	2092.00	RL713	3119.00
8	4	36	13 to 16	6500	RL687	2839.00	RL714	4204.00
8	2	48	5 to 8	3000	RL694	1603.00	RL721	2501.00
8	3	48	9 to 12	3500	RL695	2474.00	RL722	3820.00
8	4	48	13 to 16	5000	RL696	3344.00	RL723	5139.00
10	2	24	5 to 8	4500	RL679	1289.00	RL706	1755.00
10	3	24	9 to 12	5500	RL680	2003.00	RL707	2702.00
10	4	24	13 to 16	8000	RL681	2717.00	RL708	3648.00
10	2	36	5 to 8	4000	RL688	1508.00	RL715	2189.00
10	3	36	9 to 12	4500	RL689	2330.00	RL716	3352.00
10	4	36	13 to 16	6500	RL690	3152.00	RL717	4516.00
10	2	48	5 to 8	3000	RL697	1762.00	RL724	2716.00
10	3	48	9 to 12	3500	RL698	2711.00	RL725	4143.00
10	4	48	13 to 16	5000	RL699	3661.00	RL726	5569.00
12	2	24	5 to 8	4500	RL682	1415.00	RL709	1913.00
12	3	24	9 to 12	5500	RL683	2190.00	RL710	2937.00
12	4	24	13 to 16	8000	RL684	2966.00	RL711	3962.00
12	2	36	5 to 8	4000	RL691	1648.00	RL718	2342.00
12	3	36	9 to 12	4500	RL692	2541.00	RL719	3582.00
12	4	36	13 to 16	6500	RL693	3433.00	RL720	4823.00
12	2	48	5 to 8	3000	RL700	1919.00	RL727	2898.00
12	3	48	9 to 12	3500	RL701	2947.00	RL728	4416.00
12	4	48	13 to 16	5000	RL702	3974.00	RL729	5932.00

Single Side



Double Side



OTHER OPTIONAL ARMS

Lip Stop



Flat plate front end lip stops prevent loose materials from rolling off.

Removable Pipes & Sockets



Safely contain broken bundles for elevations that are safely reached from the ground only.

Reel Adapters



- Available for reels with diameters of up to 80" and 15 000 lbs.
- Allows easy access to load and unload the coils
- Can be used with automated wire/cable puller equipment

Custom sizes available. Contact your Material Handling Specialist today for the most efficient and economical rack design and layout with thousands of possible column and arm combinations to suit your specific application.

BAR STORAGE RACKS

All-steel vertical and horizontal racks are ideal for storing bars, tube, pipe and angle.


HORIZONTAL BAR RACKS

- Horizontally stores bars up to 10' long 9" deep arms with 9 storage levels at 6" intervals
- O.A. Dim.: 18" W x 40" D x 84" H
- Capacity: 1800 lbs.
- Weight: 68 lbs.
- Durable Kleton blue enamel finish
- Shipped knocked down

Model No. RB958
Price/Each \$555.00



KLETON



COMBINATION VERTICAL RACKS

- Vertically stores bars up to 12' long
- 3 shelves for extra storage of small parts
- 8" deep arms divided into 3 sections
- O.A. Dim.: 36" W x 24" D x 84" H
- Capacity: 3000 lbs.
- Weight: 128 lbs.
- Durable Kleton blue enamel finish
- Shipped knocked down

Model No. RL922
Price/Each \$355.00



KLETON



VERTICAL BAR RACKS

- All-welded steel construction
- Vertically stores bars up to 10' long
- Four - 24" deep dividers
- O.A. Dim.: 48" W x 24" D x 60" H
- 3000 lbs. capacity
- Weight: 100 lbs.
- Durable Kleton blue enamel finish

Model No. RL383
Price/Each \$590.00



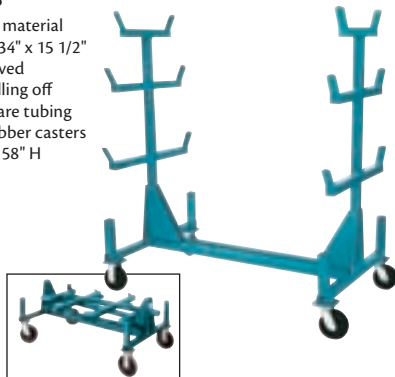
KLETON



MOBILE PIPE & BAR RACKS

- Safely stores up to 1000 lbs. of material
- Folds to compact size of 61" x 34" x 15 1/2"
- Features 4 rack levels with curved edges to prevent pipe from rolling off
- Constructed of structural square tubing
- 2 swivel and 2 rigid, 6" hard rubber casters
- O.A. Dim.: 58 1/2" W x 34" D x 58" H
- Weight: 100 lbs.
- Blue enamel finish

Model No. RB951
Price/Each \$1549.00




STANDARD VERTICAL SHEET RACKS

- All-welded steel construction
- Designed for vertically storing sheet goods
- Constructed of heavy gauge steel 1 1/4" tube for bays and a heavy gauge steel 1" x 2" rectangular tube for the frame
- Each bay can hold up to 1000 lbs.
- O.A. Dim.: 84" W x 50" L x 36 3/4" H
- Number of bays: 4
- Distance between bays: 10"
- Weight: 200 lbs.
- Durable Kleton blue enamel finish

Model No. RL384
Price/Each \$1641.00

KLETON



VERTICAL SHEET STORAGE RACKS

- Accommodates multiple sheet sizes
- All-welded steel construction, 1 1/4" OD round tube dividers
- Two 27" H uprights, two 36" H uprights and one 42" H upright
- Four equal size openings of 7 1/2" clear
- Holes for anchoring to the floor recommended
- Overall dimensions: 36" x 48" x 43 1/2"
- Capacity: 750 lbs. per bay; total of 3000 lbs.
- Shipping weight: 72 lbs.
- Durable Kleton blue enamel finish

Model No. RN014
Price/Each \$492.00

KLETON



HORIZONTAL SHEET RACKS

- Designed for storage of sheet materials
- Flat storage fully supports materials and reduces warping
- Sheets are accessible from all four sides
- All-welded construction and the frame is made of 2" square tubing
- Five shelf design creates four storage bays spaced 9 1/2" apart and a open top bay
- Bay Capacity: 2000 lbs. evenly distributed
- Maximum rack capacity: 8000 lbs.

KLETON



Model No.	Overall Dim.			Number of Shelves	Net Wt. lbs.	Price /Each		
	L"	W"	H"					
RL923	103	x	55	x	48	5	575	2379.00



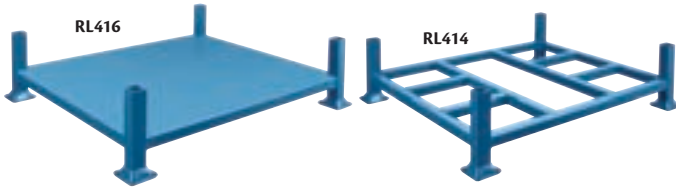
BUILT TO YOUR SPECIFIC DIMENSIONS

Kleton specializes in custom requests, be it a small modification to existing designs or a unique requirement. Our team of design specialists can help you get from concept, to drawings, to a finished product. From quantities of one to one thousand, Kleton treats your request with the same attention to detail that has become synonymous with the Kleton name.


RACKING/SHELVING

STACKING RACKS

- Rugged all-welded 2" sq. tubing steel construction
- Utilize warehouse airspace and lower the chances of damage that is associated with bulk stacking
- Designed for storage of loose and palletized goods
- Holds 4000 lbs. per rack and can be stacked 4 high
- Durable Kleton blue enamel finish
- Posts and bases are sold separately



Model RL414
w/2 Model RL419



Model RL414
w/4 Model RL421

Model No.	Inside Dimensions W" x D"	O.A. Dimensions W" x D"	Wt. lbs.	Price /Each
OPEN BASE FRAME				
RL414	44 x 38	48 x 42	85	409.00
RL415	44 x 44	48 x 48	90	454.00
CLOSED BASE FRAME				
RL416	44 x 38	48 x 42	110	486.00
RL417	44 x 44	48 x 48	115	539.00

ACCESSORIES

Model No.	Description	O.A. Dimensions W" x H"	Wt. lbs.	Price /Each
RL418	42" Side Rail	42 x 48	30	99.50
RL419	48" Side Rail	48 x 48	32	120.00
RL420	42" Upright Post-Pack of 4	2 x 42	35	118.00
RL421	48" Upright Post-Pack of 4	2 x 48	40	141.00
RL422	60" Upright Post-Pack of 4	2 x 60	50	172.00

RACKING AISLE PROTECTORS

- Prevent collision damage to shelving/racking from fork lifts, pallet trucks or other in-plant vehicle accidents
- Corner wraps are 12" high with an angle of 5" H x 3" W x 1/4" D with holes for anchoring to the floor
- Protectors can be customized to any other lengths and/or depths required
- Floor anchors not included
- Colour: Safety yellow
- Material: Steel



Model No.	Description	O.A. Dimensions L" x W" x H"	Fits Upright	Wt. lbs.	Price /Each
RN059	Single Wrap - Left	46 1/2 x 3 x 12	42 W	38	150.00
RN060	Single Wrap - Right	46 1/2 x 3 x 12	42 W	38	150.00
RN061	Single Wrap - Left	52 1/2 x 3 x 12	48 W	41	159.00
RN062	Single Wrap - Right	52 1/2 x 3 x 12	48 W	41	159.00
RN063	Double Wrap	50 1/4 x 3 x 12	42 W	46	230.00
RN064	Double Wrap	56 1/4 x 3 x 12	48 W	46	258.00

FLOOR ANGLE GUARD RAILS

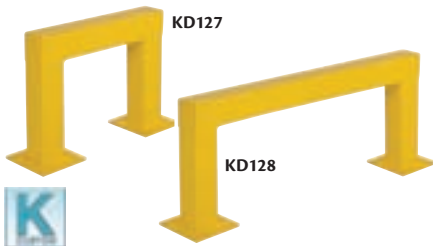
- Floor angle guide rail helps keep traffic away from racking and shelving, walls, storage areas, offices, and other work areas
- The sturdy 5" H x 3" W x 1/4" D angle iron comes with holes to anchor to the floor
- Protectors can be customized to any other lengths and/or depths required
- Floor anchors not included
- Colour: Safety yellow
- Material: Steel



Model No.	O.A. Dimensions L" x W" x H"	Wt. lbs.	Price /Each
RN065	48 x 3 x 5	26	70.40
RN066	60 x 3 x 5	33	82.60
RN067	120 x 3 x 5	66	164.00

SAFETY GUARDS

- Protect your equipment and personnel from accidental damage and injury with these low profile safety guards
- 4" x 4" square tube welded to an 8" x 8" x 1/2" base, complete with four 3/4" diameter holes for anchoring to floor
- Colour: Safety yellow powder coat finish



Model No.	Dimensions L" x H"	Wt. lbs.	Price /Each
KD127	24 x 18	65	272.00
KH855	36 x 18	75	325.00
KD128	48 x 18	85	329.00
KD136	24 x 42	95	362.00
KD139	48 x 42	115	408.00

UPRIGHT PROTECTORS


- Protects industrial racking from damaging impacts that cause unsafe conditions
- Made from 1/4" thick steel
- 4 pre-drilled holes made for 1/2" anchors (not included)
- Safety yellow powder coated finish



Model No.	O.A. Dimensions W" x D" x H"	Wt. lbs.	Price /Each
KH858	7 x 7 x 12	12	37.45
RB925	7 x 7 x 18 1/4	15	49.90

HEAVY-DUTY STEEL BOLLARDS

- Protect your warehouse equipment, as well as high traffic areas with these heavy-duty steel bollards
- 4" x 4" square tube welded to an 8" x 8" x 1/2" steel base complete with four 3/4" diameter holes for anchoring to floor
- Safety yellow powder coated finish



Model No.	Height"	Wt. lbs.	Price /Each
KD125	24	30	139.00
KH857	36	40	179.00
KD126	48	50	199.00

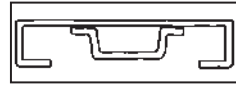


EXTRA HEAVY-DUTY SHELVING

DESIGNED TO HOLD THE HEAVIEST LOADS

- Clear access on all four sides
- Excellent for storage of dies, fixtures, jigs or any heavy material
- Formed angle 2" x 2" uprights are constructed of 13 gauge steel, punched on 1" centres for quick and easy shelf adjustment
- Grey powder coat finish
- Shelf capacities are based on loads that are evenly distributed
- Extra shelves and 96" high units are available
- Each unit includes 5 shelves

Model No.	Dimensions W" x D" x H"	Cap /Shelf lbs.	Wt. lbs.	Price /Each
RC524	36 x 18 x 72	3000	167	616.00
RC525	48 x 18 x 72	3000	212	828.00
RC526	60 x 18 x 72	3000	252	932.00
RC527	36 x 24 x 72	3000	197	763.00
RC528	48 x 24 x 72	3000	242	858.00
RC529	60 x 24 x 72	3000	292	1142.00



Shelves:

14-gauge, 2" deep channels on all four sides

An extra channel welded to the bottom of shelf to prevent flexing under heavy loads.



HEAVY-DUTY BULK STORAGE RACKS

- These racks bridge the gap between pallet racking and conventional industrial racking
- Engineered for hand loading of intermediate weight bulky items
- Constructed of all welded 14-gauge steel upright frames punched on 2" centres
- 14-gauge "Z" step beam design provides maximum weight capacity
- Comes with 5/8" thick particle board decking (steel decking also available)
- Additional shelves include 2 beams and a deck
- Other dimensions also available



Innovative "Z" Beam Design

Rack Height'	Rack Width"	Cap. lbs. per shelf	Starter Model No.	Wt. lbs.	Price /Each	Add-on Model No.	Wt. lbs.	Price /Each
STANDARD 3 SHELF UNITS - 24" DEEP UNIT								
6	60	4000	RK028	181	606.00	RK046	158	525.00
	72	3500	RK029	205	683.00	RK047	182	603.00
	96	2800	RK030	253	798.00	RK048	230	720.00
8	60	4000	RK031	199	645.00	RK049	167	546.00
	72	3500	RK032	223	723.00	RK050	191	609.00
	96	2800	RK033	271	837.00	RK051	239	724.00
STANDARD 3 SHELF UNITS - 36" DEEP UNIT								
6	60	4000	RK040	221	679.00	RK052	196	594.00
	72	3500	RK041	254	796.00	RK053	229	694.00
	96	2800	RK042	317	945.00	RK054	292	843.00
8	60	4000	RK043	243	735.00	RK055	207	612.00
	72	3500	RK044	276	834.00	RK056	240	715.00
	96	2800	RK045	339	983.00	RK057	303	864.00

ADDITIONAL SHELVES

Rack Width"	24" Deep unit	Wt. lbs.	Price /Each	36" Deep unit	Wt. lbs.	Price /Each
60	RK058	45	144.00	RK061	57	165.00
72	RK059	53	169.00	RK062	68	199.00
96	RK060	69	208.00	RK063	89	249.00

ULTRARACK HEAVY-DUTY BOLTLESS SHELVING

- Modular Design; use as storage shelving, a work centre or assemble as a workbench
- Heavy-duty 16-gauge steel construction provides maximum weight carrying capacity
- Each shelf supports 600 - 1800 lbs. based on evenly distributed loads
- Double riveted beams lock into heavy-duty corner post to form a structurally secure unit
- Includes five particleboard shelves that adjust easily on 1 1/2" centres
- Convenient access from all four sides
- Tough baked enamel finish



Model No.	Mfg. No.	Dimensions W" x D" x H"	Cap/Shelf lbs.	Price /Each
RL894	UR1836	36 x 18 x 72	1200	215.00
RL895	UR2436	36 x 24 x 72	1800	239.00
RL896	UR1848	48 x 18 x 72	1000	245.00
RL897	UR2448	48 x 24 x 72	1400	275.00


ECONOMICAL COMMERCIAL SHELVING

- For light duty applications, this is the perfect shelving for your office, storeroom, garage or shop
- Capacity: 300 lbs. per shelf evenly distributed
- Shelves can be adjusted on 1" centres without disturbing shelves in each adjoining unit
- The use of a Kwik Klip system will allow for a quick and easy shelf installation
- All steel construction with a baked enamel tan finish
- Available in an open or closed style
- Each unit includes 5 shelves
- Also available with 6 or 8 shelves



Model No.	Size W" x D" x H"	Wt. lbs.	Price /Each
OPEN STYLE			
RB971	36 x 12 x 75	47	169.00
RB973	36 x 15 x 75	54	189.00
RB975	36 x 18 x 75	60	215.00
RB977	36 x 24 x 75	66	269.00
CLOSED STYLE			
RB972	36 x 12 x 75	84	299.00
RB974	36 x 15 x 75	95	329.00
RB976	36 x 18 x 75	105	389.00
RB978	36 x 24 x 75	120	455.00

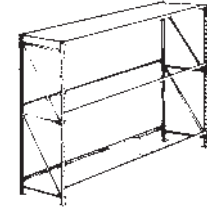
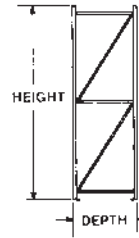
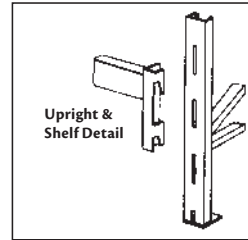
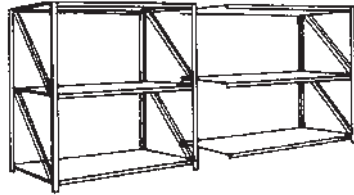
RACKING/SHELVING



PRONTO BULK STORAGE RACKS

- Shelving units are ideal for storage of heavy/bulk merchandise
- Feature a maximum capacity of 8000 lbs./section and 2000 lbs./shelf
- Easy and quick installation, only 4 components involved: beams, frames, shelving and safety bars
- Vertical adjustability of beams in 4" increments provides the flexibility to suit your changing warehousing needs
- Frames and beams lock easily and securely
- Each Pronto bulk storage rack starter unit is comprised of two all-welded end frames, and three 5/8" presswood shelves flush-fitted into positive locking steel shelf beams (2 per shelf)
- Add-on units include only one end frame
- Additional shelves may be added into any unit at 4" vertical centres
- Order one starter unit, and multiple add-ons for a continuous racking set-up
- For extra stability and rigidity all units feature 3 safety bars per shelf
- Various other dimensions are available in Pronto racking
- Rack only units (no wood shelves) are available upon inquiry
- Centennial blue enamel finish

Note: Not recommended for powered lift truck applications.



24" SHELF DEPTH

36" SHELF DEPTH

48" SHELF DEPTH


Size W' x H'	Description	Cap. per level lbs.	Model No.	Wt. lbs.	Price /Each	Model No.	Wt. lbs.	Price /Each	Model No.	Wt. lbs.	Price /Each
7 x 8	Starter	1400	RA443	245	652.00	RA475	288	758.00	RA507	331	830.00
7 x 8	Add-on	1400	RA441	217	564.00	RA473	258	663.00	RA505	299	732.00
7	Add'l shelf	1400	RA470	63	158.00	RA502	76	190.00	RA534	89	211.00
8 x 10	Starter	2000	RA453	302	790.00	RA485	351	904.00	RA517	400	961.00
8 x 10	Add-on	2000	RA451	268	677.00	RA483	315	786.00	RA515	362	840.00
8	Add'l shelf	2000	RA471	78	188.00	RA503	93	223.00	RA535	108	240.00
8 x 12	Starter	2000	RA463	316	810.00	RA495	365	924.00	RA527	414	983.00
8 x 12	Add-on	2000	RA461	275	687.00	RA493	322	796.00	RA525	369	851.00
8	Add'l shelf	2000	RA471	78	188.00	RA503	93	223.00	RA535	108	240.00

22-GA. GALVANIZED SHELF PANELS

7/8" Model No.	1 3/8" Model No.	Size"	Cap. lbs.	Price /Each
RB889	RB020	6 x 24	258	6.12
RB890	RB021	6 x 30	200	9.18
RB891	RB022	6 x 36	165	10.20
RB892	RB023	6 x 42	139	10.20
RB893	RB024	6 x 48	120	15.30

BULK STORAGE RACKS

- Ideal solution for storage of large and bulky items
- Designed to work without nuts and bolts allows for assembly in minutes
- Shelves are adjustable in 1 1/2" increments
- Optional particle board deck panels combine economy and strength and are easy to install
- Units come standard with sturdy 84" high, 14-gauge posts and left to right beams as well as 16-gauge front to back beams
- Double riveted beams lock into corner posts to eliminate back and side sway
- Durable baked gray enamel finish to resist rust and corrosion
- Shipped knocked down



Easy assembly:
Only a mallet
is needed



3 LEVELS

4 LEVELS

PARTICLE BOARD DECK

Dimensions W" x D" x H"	Shelf cap lbs.	Model No.	Wt. lbs.	Price /Each	Model No.	Wt. lbs.	Price /Each	Model No.	Wt. lbs.	Price /Each
48 x 24 x 84	1200	RL124	62	250.00	RL139	74	302.00	RL154	20	29.90
48 x 36 x 84	1200	RL125	68	279.00	RL140	82	343.00	RL155	29	44.50
48 x 48 x 84	1200	RL126	74	306.00	RL141	90	379.00	RL156	39	59.10
60 x 24 x 84	1000	RL127	72	265.00	RL142	88	324.00	RK016	25	36.90
60 x 36 x 84	1000	RL128	78	295.00	RL143	96	365.00	RK019	37	55.50
60 x 48 x 84	1000	RL129	84	323.00	RL144	104	401.00	RL157	49	73.90
72 x 24 x 84	750	RL130	74	286.00	RL145	90	351.00	RK017	29	46.50
72 x 36 x 84	750	RL131	80	316.00	RL146	98	391.00	RK020	44	69.90
72 x 48 x 84	750	RL132	86	344.00	RL147	106	427.00	RL158	59	88.90
96 x 24 x 84	600	RL133	86	381.00	RL148	106	478.00	RK018	39	61.50
96 x 36 x 84	600	RL134	92	434.00	RL149	114	549.00	RK021	59	92.90
96 x 48 x 84	600	RL135	98	483.00	RL150	122	613.00	RL159	78	119.00
96 x 24 x 84	800	RL136	98	422.00	RL151	122	532.00	RK018	3	61.50
96 x 36 x 84	800	RL137	104	475.00	RL152	130	603.00	RK021	59	92.90
96 x 48 x 84	800	RL138	110	569.00	RL153	138	667.00	RL159	78	119.00

WIDE SPAN RECORD STORAGE SHELVING

- Efficiently organize and store all records in a single information retrieval center
- Record management is facilitated with easy to identify printed storage boxes
- 12-gauge steel posts and beams and warp free particle board decks provides maximum strength
- Easy to install with snap together shelf beams, no nuts and bolts
- Storage boxes constructed of white corrugated fibreboard, with handles, making it a durable and easily maneuverable box, a perfect choice for economical storage
- Order complete units, including shelving, deck and boxes, or shelving with deck only
- Colour: Grey



METALWARE
STEEL SHELVING
corporation



Model No.	No. of Shelves	Size			No. of Boxes	Capacity lbs.	Price /Each
		L" x D" x H"					
SHELVING & DECK ONLY (WITHOUT BOXES)							
RL997	3	72 x 18 x 60			-	800	246.00
RL998	3	72 x 32 x 60			-	800	348.00
RL999	4	72 x 18 x 84			-	800	325.00
RN001	4	72 x 32 x 84			-	800	451.00
RN002	3	42 x 18 x 60			-	1340	179.00
RN003	3	42 x 32 x 60			-	1340	263.00
RN004	4	42 x 18 x 84			-	1340	235.00
RN005	4	42 x 32 x 84			-	1340	338.00

Model No.	No. of Shelves	Size			No. of Boxes	Capacity lbs.	Price /Each
		L" x D" x H"					
COMPLETE UNITS (INCLUDES SHELVING, DECK & BOXES)							
RN006	3	72 x 18 x 60			30	800	474.00
RN007	3	72 x 32 x 60			60	800	804.00
RN008	4	72 x 18 x 84			40	800	629.00
RN009	4	72 x 32 x 84			80	800	1059.00
RN010	3	42 x 18 x 60			18	1340	315.00
RN011	3	42 x 32 x 60			36	1340	537.00
RN012	4	42 x 18 x 84			24	1340	417.00
RN013	4	42 x 32 x 84			48	1340	703.00

EASY-UP 5000 SHELVING

- Offers the look of office shelving, the strength of industrial shelving and the economy of commercial shelving
- All shelving features 14 gauge beams front and back that adjust on 1" centres
- No cross braces required
- Loads can be accessed from all sides
- Designed for easy, trouble-free installation
- Beam and side braces hook into post slots to form a rigid frame
- No nuts, bolts nor clips required, thereby saving installation time and cost
- Shelves can easily be adjusted or added to your system at any time

COMPONENTS:

- End frames have slots on 1" centres, covering 3 sides with a clean front view
- Marked on 6" centres for quick beam installation. Half slots on top for flush mounted top shelf
- Frame connectors designed with a patented locking tab to be turned into the upright for safety and rigidity
- Beams have a double locking clip V-type design to support the particle board shelf
- Finished with a baked-on alkyd enamel over corrosion resistant phosphate undercoat
- Colour: Almond beige

Model No. RH907 Foot plate
Price/Each \$2.84



5-SHELF UNITS

Shelf Size D" x W"	Cap. per shelf lbs.	74" H		86" H		98" H	
		Model No.	Price /Each	Model No.	Price /Each	Model No.	Price /Each
STARTER UNITS							
12 x 36	400	RH798	247.00	RH807	267.00	RH816	279.00
12 x 48	300	RH799	272.00	RH808	293.00	RH817	305.00
18 x 36	400	RH801	269.00	RH810	290.00	RH819	303.00
18 x 48	300	RH802	300.00	RH811	319.00	RH820	333.00
24 x 36	400	RH804	292.00	RH813	312.00	RH822	325.00
24 x 48	300	RH805	325.00	RH814	349.00	RH823	362.00
ADD-ON UNITS							
12 x 36	400	RH825	175.00	RH834	186.00	RH843	192.00
12 x 48	300	RH826	201.00	RH835	211.00	RH844	217.00
18 x 36	400	RH828	196.00	RH837	206.00	RH846	212.00
18 x 48	300	RH829	225.00	RH838	236.00	RH847	242.00
24 x 36	400	RH831	214.00	RH840	224.00	RH849	232.00
24 x 48	300	RH832	251.00	RH841	261.00	RH850	268.00

6-SHELF UNITS

Shelf Size D" x W"	Cap. per shelf lbs.	74" H		86" H		98" H	
		Model No.	Price /Each	Model No.	Price /Each	Model No.	Price /Each
STARTER UNITS							
12 x 36	400	RH852	267.00	RH861	288.00	RH870	301.00
12 x 48	300	RH853	298.00	RH862	318.00	RH871	332.00
18 x 36	400	RH855	294.00	RH864	314.00	RH873	327.00
18 x 48	300	RH856	329.00	RH865	350.00	RH874	363.00
24 x 36	400	RH858	319.00	RH867	340.00	RH876	353.00
24 x 48	300	RH859	363.00	RH868	384.00	RH877	397.00
ADD-ON UNITS							
12 x 36	400	RH879	197.00	RH888	207.00	RH897	213.00
12 x 48	300	RH880	227.00	RH889	238.00	RH898	244.00
18 x 36	400	RH882	220.00	RH891	231.00	RH900	237.00
18 x 48	300	RH883	256.00	RH892	266.00	RH901	272.00
24 x 36	400	RH885	242.00	RH894	252.00	RH903	259.00
24 x 48	300	RH886	287.00	RH895	297.00	RH904	303.00

RACKING/SHELVING

HEAVY-DUTY ULTRACAP™ STEEL SHELVING

- Industrial-grade shelving made from 20-gauge steel is available in starter and add-on units for a wide variety of storage solutions
- Six 20-gauge welded tubular box shelves with lapped and welded corners provide for total capacity from 650 to 1100 lbs. per shelf based on evenly distributed loads
- 14-gauge box formed front posts provide full shelf access and assembly time when joining multiple units
- Posts are punched on 1" centres for easy shelf adjustment and a variety of configurations
- Powder coat grey finish provides added protection from chipping and rust
- Shipped knocked down



EXTRA SHELVES

Model No	Dimensions Width" Depth"	Wt. lbs.	Price /Each
RL244	36 12	8	26.50
RL245	36 18	10	27.90
RL246	36 24	13	34.50
RL247	48 12	10	34.90
RL248	48 18	13	43.90
RL308	48 24	15	135.00

SHELVING UNITS

Model No	Unit Type	Dimensions Width" Depth" Height"	Shelf Capacity lbs.	Wt. lbs.	Price /Each
RL220	Starter Open	36 12 85	1000	89	235.00
RL221	Starter Open	36 18 85	1050	102	242.00
RL222	Starter Open	36 24 85	1100	124	279.00
RL223	Starter Open	48 12 85	650	102	283.00
RL224	Starter Open	48 18 85	675	124	329.00
RL225	Starter Open	48 24 85	750	149	337.00
RL226	Add-on Open	36 12 85	1000	76	211.00
RL227	Add-on Open	36 18 85	1050	89	216.00
RL228	Add-on Open	36 24 85	1100	110	253.00
RL229	Add-on Open	48 12 85	650	89	257.00
RL230	Add-on Open	48 18 85	675	110	304.00
RL231	Add-on Open	48 24 85	750	135	310.00

Model No	Unit Type	Dimensions Width" Depth" Height"	Shelf Capacity lbs.	Wt. lbs.	Price /Each
RL232	Starter Closed	36 12 85	1000	126	330.00
RL233	Starter Closed	36 18 85	1050	147	351.00
RL234	Starter Closed	36 24 85	1100	178	402.00
RL235	Starter Closed	48 12 85	650	147	404.00
RL236	Starter Closed	48 18 85	675	177	471.00
RL237	Starter Closed	48 24 85	750	211	743.00
RL238	Add-on Closed	36 12 85	1000	107	294.00
RL239	Add-on Closed	36 18 85	1050	124	315.00
RL240	Add-on Closed	36 24 85	1100	150	360.00
RL241	Add-on Closed	48 12 85	650	128	370.00
RL242	Add-on Closed	48 18 85	675	153	429.00
RL243	Add-on Closed	48 24 85	750	182	448.00

COUNTER SHELVING

- Features a rugged 14-gauge steel countertop to provide a practical, useful work surface
- Each section is 36" wide, 18" or 24" deep and 39" high
- Available in 3 shelf open or closed and 4 shelf closed
- All shelves are adjustable up or down on 1 1/2" centres
- Shelf capacity, 900 lbs evenly distributed
- Tops are 21 7/16" deep for 18" counters, and 27 7/16" deep for 24" counters
- Open counter shelving is ideal for packing, assembly and inspection work, where bin openings are not required
- Closed-counter design offers barrier-separations for partitioning off areas, plus concealed storage under top
- Ideal for toolrooms, repair shops, auto parts stores, warehouses etc.
- Colour: Dove grey, other colours available
- Shipped knocked down



Open Shelf Unit



Closed Shelf Unit



18" DEEP

24" DEEP

SHELF TYPE	Steel Gauge	Starter Model No.	Price /Each	Add-on Model No.	Price /Each	Starter Model No.	Price /Each	Add-on Model No.	Price /Each
3 SHELF OPEN									
Heavy Duty	20	RG597	589.00	RG598	498.00	RG601	640.00	RG602	518.00
Standard	18	RG599	601.00	RG600	508.00	RG603	645.00	RG604	550.00
3 SHELF CLOSED									
Heavy Duty	20	RG605	692.00	RG606	581.00	RG609	748.00	RG610	633.00
Standard	18	RG607	701.00	RG608	592.00	RG611	757.00	RG612	640.00
4 SHELF CLOSED									
Heavy Duty	20	RG613	745.00	RG614	637.00	RG617	820.00	RG618	704.00
Standard	18	RG615	764.00	RG616	652.00	RG619	830.00	RG620	713.00

MAGNUM BIN SHELVING UNITS

- Dimensions: 42" W x 18" D x 76" H
- Capacity: 480 lbs. per shelf
- Shipped knocked down

SERIES QMS531

- 27 QMS531 open hopper bins
19 3/4" L x 12 3/8" W x 5 7/8" H
- 10 heavy-duty grey enamel shelves

SERIES QMS532

- 21 QMS532 open hopper bins,
19 3/4" L x 12 3/8" W x 7 7/8" H
- 8 heavy-duty grey enamel shelves

Model No.				Description	Price /Each
Red	Blue	Yellow	Green		
QMS532 SERIES BIN SHELF UNIT					
CF072	CF073	CF074	CF075	Starter	876.00
CF089	CF090	CF091	CF092	Add-on	836.00
QMS531 SERIES BIN SHELF UNIT					
CF188	CF185	CF186	CF187	Starter	1001.00
CF784	CF785	CF786	CF787	Add-on	941.00



CF187



CF074

MAGNUM BIN SHELVING UNITS

- Dimensions: 42" W x 18" D x 76" H
- Capacity: 480 lbs. per shelf
- Shipped knocked down

SERIES QMS516

- 4 QMS543 red, 3 QMS533 blue,
6 QMS532 yellow and
3 QMS531 blue open hopper bins
- 7 heavy-duty grey enamel shelves

SERIES QMS533

- 15 QMS533 open hopper bins
19 3/4" W x 12 3/8" D x 11 7/8" H
- 6 heavy-duty grey enamel shelves

Model No.				Description	Price /Each
Red	Blue	Yellow	Green		
QMS533 SERIES BIN SHELF UNIT					
CF080	CF081	CF082	CF083	Starter	745.00
CF097	CF098	CF099	CF100	Add-on	705.00
QMS516 SERIES BIN SHELF UNIT					
CF189*	-	-	-	Starter	758.00
CF788*	-	-	-	Add-on	734.00

* Mixed colours



CF189



CF081

OPEN HOPPER STORAGE SHELF UNITS

QUS239 SERIES

- 28 QUS239 Series bins
11" L x 8 1/4" W x 7" H
- 8 heavy-duty grey enamel shelves
- 36" W x 12" D x 76" H
- Cap.: 630 lbs. per shelf
- Shipped knocked down

QUS240 SERIES

- 28 QUS240 Series bins
14 3/4" L x 8 1/4" W x 7" H
- 8 heavy-duty grey enamel shelves
- 36" W x 12" D x 76" H
- Cap.: 630 lbs. per shelf
- Shipped knocked down

Model No.						Description	No. of Shelves	Price /Each
Black	Blue	Yellow	Red	Ivory	Green			
QUS239 SERIES BINS SHELF UNIT								
CF176	CF118	CF119	CF120	CF121	CF122	Starter	8	589.00
CF180	CF140	CF141	CF142	CF143	CF144	Add-On	8	549.00
QUS240 SERIES BINS SHELF UNIT								
CF178	CF123	CF124	CF125	CF126	CF127	Starter	8	658.00
CF182	CF150	CF151	CF152	CF153	CF154	Add-On	8	618.00




CF118



CF126

RACKING/SHELVING



WIDE SPAN SHELVING WITH JUMBO PLASTIC BINS

- Ideal for storing supplies in warehouses or shops
- No bolt shelving system can be built quickly and easily
- 12-gauge steel posts and 13-gauge beams
- Shelf levels include 5/8" particleboard decking and required tie bars
- Capacity is 800 lbs. per shelf evenly distributed
- Offered configurations include three levels with 12 bins and four levels with 16 bins
- Plastic bin dimensions: 15 1/2" W x 25" D x 13" H
- Assembly required



RL984

KLETON



RL989

Model No.	Shelving Size			No. of Shelves	No. of Bins	Colour	Price /Each
	W" x D" x H"	x	x				
RL984	66 x 18 x 60	x	60	3	12	Red	633.00
RL985	66 x 18 x 60	x	60	3	12	Blue	633.00
RL986	66 x 18 x 60	x	60	3	12	Green	633.00
RL987	66 x 18 x 60	x	60	3	12	Yellow	633.00
RL988	66 x 18 x 60	x	60	3	12	Red, Blue, Yellow	633.00
RL980	66 x 18 x 72	x	72	4	16	Red	835.00
RL981	66 x 18 x 72	x	72	4	16	Blue	835.00
RL982	66 x 18 x 72	x	72	4	16	Green	835.00
RL983	66 x 18 x 72	x	72	4	16	Yellow	835.00
RL989	66 x 18 x 72	x	72	4	16	Red, Blue, Yellow, Green	835.00

GIANT STACK CONTAINER SHELF UNITS

- Includes 10 QGH700 storage bins and heavy-duty grey enamel shelves
- 42" W x 18" D x 76" H
- Capacity: 500 lbs. per shelf
- Shipped knocked down



Grey	Model No.				Description	No. of Shelves	Price /Each
	Blue	Ivory	Black	Red			
CF056	CF057	CF059	CF060	CF066	Starter	6	519.00
CF061	CF062	CF064	CF065	CF067	Add-On	6	479.00

OPEN HOPPER STORAGE SHELF UNITS

QUS 250 SERIES

- 14 QUS 250 Series bins 14 3/4" L x 16 1/2" W x 7" H
- 8 heavy-duty grey enamel shelves
- 36" W x 12" D x 76" H
- Cap.: 630 lbs. per shelf
- Shipped knocked down

QUS 240 & 230 SERIES

- 8 QUS 240 Series bins 14 3/4" L x 8 1/4" W x 7" H
- 36 QUS 230 Series bins 11" L x 5 1/2" W x 5" H
- 9 heavy-duty grey enamel shelves
- 36" L x 12" D x 76" H
- Cap.: 630 lbs. per shelf
- Shipped knocked down

Model No.						Description	No. of Shelves	Price /Each
Black	Blue	Yellow	Red	Ivory	Green			
QUS 250 SERIES BINS SHELF UNIT								
CF177	CF128	CF129	CF130	CF131	CF132	Starter	8	559.00
CF181	CF145	CF146	CF147	CF148	CF149	Add-On	8	519.00
QUS 240 & 230 SERIES BINS SHELF UNIT								
CF179	CF133	CF134	CF135	CF136	CF137	Starter	9	677.00
CF183	CF175	CF155	CF156	CF157	CF158	Add-On	9	637.00



CF132



CF135

SLOTTED ANGLE SHELVING


- Ideal for shelving and storage systems, workbenches, tubing storage, protective framing around machinery, platforms around assembly projects, etc.
- Choose from the various components available, or pre-configured shelf units
- Unique boltless clip design allows for adjustability of shelves easily and effortlessly
- To ensure stability, it is recommended that three shelf levels are bolted when using boltless clips
- All shelving units include four steel posts (1 3/8" x 1 3/8" slotted angle), galvanised shelves, galvanised panels (for closed units), plastic feet and all necessary hardware
- Assembly required



RH701



RH774



6 SHELVES/72" POST

Size W" x L"	OPEN Model No.	Price /Each	CLOSED Model No.	Price /Each
12 x 36	RH701	225.00	RH774	543.00
18 x 36	RH702	264.00	RH775	599.00
24 x 36	RH703	304.00	RH776	638.00
12 x 48	RH704	258.00	RH777	594.00
18 x 48	RH705	310.00	RH778	663.00
24 x 48	RH706	361.00	RH779	715.00

7 SHELVES/84" POST

OPEN Model No.	Price /Each	CLOSED Model No.	Price /Each
RH707	260.00	RH708	306.00
RH709	352.00	RH710	298.00
RH711	359.00	RH712	419.00

8 SHELVES/96" POST

OPEN Model No.	Price /Each	CLOSED Model No.	Price /Each
RH713	294.00	RH714	347.00
RH715	399.00	RH716	339.00
RH717	408.00	RH718	476.00
RH786	672.00	RH787	727.00
RH788	856.00	RH789	763.00
RH790	835.00	RH791	980.00

Model No.	Dimensions W" x D"	Angle Length'	Steel Gauge	Type	UDL*	Wt. lbs.	Price /Each
-----------	--------------------	---------------	-------------	------	------	----------	-------------

SLOTTED ANGLE POSTS

RG979	13/8 x 13/8	8	14	140	-	6	21.20
RG980	13/8 x 13/8	10	14	140	-	7	26.50
RG981	13/8 x 13/8	12	14	140	-	8.5	31.80
RG982	2 1/2 x 1 5/8	8	14	225	-	9	27.30
RG983	2 1/2 x 1 5/8	10	14	225	-	11	37.70
RG984	2 1/2 x 1 5/8	12	14	225	-	13	45.00
RG320**	3 x 1 1/2	10	12	300	-	14	68.40
RG321**	3 x 1 1/2	12	12	300	-	17	81.00

GALVANISED SHELVES

RG985	12 x 36	-	20	-	450	7	25.20
RG986	15 x 36	-	20	-	450	8.3	38.80
RG987	18 x 36	-	20	-	450	9.6	32.60
RG988	24 x 36	-	20	-	450	12.2	39.90
RG989	32 x 42	-	18	-	300	23.7	76.80
RG990	12 x 48	-	20	-	350	9.2	31.40
RG991	15 x 48	-	20	-	350	10.9	42.00
RG992	18 x 48	-	20	-	350	12.6	41.10
RG993	24 x 48	-	19	-	400	18.5	47.60

*UDL: Maximum uniformly distributed load allowance where maximum shelf deflection is fully recovered when load is removed.

**Galvanised steel

Model No.	Dim. W" x H"	Steel Gauge	Wt. lbs.	Price /Each
-----------	--------------	-------------	----------	-------------

GALVANISED SIDE PANELS

RH759	12 x 72	24	7	83.20
RH760	18 x 72	24	11	77.90
RH761	24 x 72	24	15	92.80
RH762	12 x 84	24	8	74.60
RH763	18 x 84	24	13	134.00
RH764	24 x 84	24	17	150.00
RH765	12 x 96	24	10	110.00
RH766	18 x 96	24	14	111.00
RH767	24 x 96	24	19	149.00

Model No.	Dim. W" x H"	Steel Gauge	Wt. lbs.	Price /Each
-----------	--------------	-------------	----------	-------------

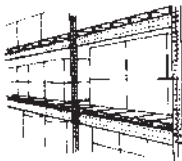
GALVANISED BACK PANELS

RH768	36 x 72	24	22	151.00
RH769	48 x 72	24	29	159.00
RH770	36 x 84	24	25	161.00
RH771	48 x 84	24	34	227.00
RH772	36 x 96	24	29	176.00
RH773	48 x 96	24	38	227.00


GALVANISED KICK PANELS

RH792	36 x 3	20	1.3	32.50
RH793	48 x 3	20	1.7	35.00

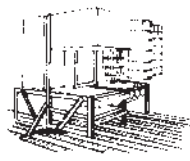
Steel slotted angle allows you to design and build anything to your own specifications:



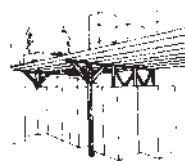
Metal Decking



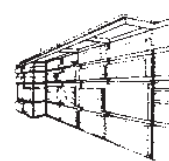
Tubing Storage



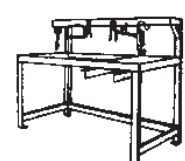
Overhead Storage



Overhead Storage



Wide Storage



Special Work Benches

SLOTTED ANGLE ACCESSORIES

CORNER GUSSET PLATES

- Add strength and rigidity to your slotted angle assembly
- 3" W x 3" L

PLASTIC FEET

- 1 3/8" x 1 3/8" angle posts



RG994



RG996



RL344

ACCESSORIES

Model No.	Description	Wt. lbs.	Price /Each
RG994	Corner Gusset Plate 3"	0.70	0.93
RG995	Nut and Bolt	0.05	0.30
RG996	Boltless Shelf Clip	0.60	0.70
RL344*	Plastic Foot for Single Post	0.02	2.85
RG238*	Plastic Foot for Double T-Post	0.03	5.65

*For 1 3/8" X 1 3/8" posts

RACKING/SHELVING

METALWARE
STEEL SHELVING
corporation

BOLTLESS SHELVING UNITS

- Adjustable shelving system that provides high strength, yet economical storage capacity for your needs
- This system uses an innovative shelf clip, which slips into a slotted "T" post and is immediate ready to receive a shelf
- No-Bolt design reduces up to 80% of installation time
- Colour: Grey
- Ships knocked down




RK550
"T" Post

RK565
RK474
Side and back braces



RK521
End Panels



RK483
Base Plate

"T" POSTS

- For open style shelving includes slots every 1" for shelf or brace installation
- 1 1/2" x 2" x 1/8" double-formed steel in a "T" style with a smooth unperforated face
- Capacity 11000 lbs.

Model No.	Height	Wt. lbs.	Price /Each
RK549	3'4"	4	12.50
RK550	6'4"	8	20.60
RK551	7'4"	9	22.60
RK548	8'4"	10	26.70
RK544	9'4"	11	34.10

SHELVES

- Shelves are easily installed using four clips
- Constructed from 18-gauge steel
- 4 clips included with each shelf


Model No.	Dimensions W" x D"	Capacity lbs.	Wt. lbs.	Price /Each
RK552	36 x 12	630	8	18.50
RK553	42 x 12	480	9	23.50
RK554	48 x 12	315	10.5	27.70
RK555	36 x 15	630	9.75	23.00
RK556	42 x 15	480	11.5	28.00
RK557	48 x 15	315	12.5	32.90
RK558	36 x 18	630	11.5	25.40
RK559	42 x 18	480	13	31.20
RK560	48 x 18	315	15	36.40
RK561	36 x 24	630	14.75	32.90
RK562	42 x 24	480	16.5	39.60
RK563	48 x 24	315	19	46.20
RK564	36 x 30	560	18	43.60



RK552
Shelves



RK470
Back panel



RN028
Doors

DOORS

- Lockable swinging doors installs easily on closed style shelving
- Includes RN032 base plate

Model No.	Dimensions W x H	Wt. lbs	Price /Each
RN028	36" x 6'4"	43	460.00
RN029	36" x 7'4"	50	465.00
RN032*	Replacement Base Plate	2	7.71

*Only for units with doors

BASE PLATES

- Install at floor level to close openings
- Not compatible when installing doors

Model No.	Dimensions W x H"	Wt. lbs	Price /Each
RK483	36 x 3	2	7.60
RK484	42 x 3	2.25	8.79
RK485	48 x 3	2.5	9.34

END PANELS

- For closed style shelving
- Each panel incorporates two slotted post

Model No.	Dimensions D x H	Wt. lbs	Price /Each
RK521	12" x 3'4"	10.5	36.20
RK522	12" x 6'4"	20.75	63.80
RK523	12" x 7'4"	23.5	66.40
RK520	12" x 8'4"	26.25	75.60
RK525	15" x 3'4"	11.5	41.40
RK526	15" x 6'4"	22.5	73.30
RK527	15" x 7'4"	25.5	75.60
RK524	15" x 8'4"	28.5	88.80
RK537	18" x 6'4"	24	75.60
RK538	18" x 7'4"	27	79.30
RK519	18" x 8'4"	30.5	91.90
RK529	24" x 3'4"	14	49.70
RK530	24" x 6'4"	27	87.40
RK531	24" x 7'4"	31	91.50
RK528	24" x 8'4"	34.5	105.00
RK532	30" x 8'4"	38.75	121.00

BACK PANELS

- For closed style shelving
- Attach easily to end panels using back brackets provided

Model No.	Dimensions W x H	Wt. lbs	Price /Each
RK470	36" x 6'4"	19	58.70
RK471	36" x 7'4"	22	63.70
RK460	36" x 8'4"	25	68.60
RK465	42" x 7'4"	25.5	88.30
RK462	42" x 8'4"	29	86.80
RK947	48" x 3'4"	13.5	41.30
RK468	48" x 6'4"	25.5	82.60
RK469	48" x 7'4"	29.5	95.20
RK466	48" x 8'4"	33.5	106.00

SIDE & BACK BRACES

- Provide stability to open style shelving units
- Sold in pairs



Model No.	Description	Wt. lbs	Price /Each
RK472	Back Brace	4	17.40
RK565	Side Brace	2	11.00



RK503
Dividers



RK540
Label Holders



RK475
Bin Front



RK566
Shelf Boxes



RC453
Gusset



RL756
48" Hanger Bar



RK949
Foot Plate

DIVIDERS

- Separate shelves into bin compartments
- Constructed of 20 gauge steel

Model No.	Dimensions			Wt. lbs	Price /Each
	D"	x	H"		
RK503	12	x	6	0.5	6.01
RK504	15	x	6	0.75	6.13
RK505	18	x	6	1	6.39
RK506	24	x	6	1.5	7.60
RK507	12	x	8	0.75	6.39
RK508	15	x	8	1	6.80
RK509	18	x	8	1.5	7.22
RK510	24	x	8	2	9.48
RK487	12	x	10	1	7.22
RK488	15	x	10	1.25	7.60
RK489	18	x	10	1.75	8.54
RK490	24	x	10	2.25	10.50
RK491	12	x	12	1.25	7.87
RK492	15	x	12	1.75	8.54
RK493	18	x	12	2	9.48
RK494	24	x	12	2.75	12.20
RK495	12	x	14	1.5	8.54
RK496	15	x	14	2	9.61
RK497	18	x	14	2.25	10.50
RK498	24	x	14	3.25	13.70
RK499	18	x	16	2.5	12.80
RK500	18	x	18	2.75	17.10

LABEL HOLDERS

- Install on shelf front to identify contents of shelves

Model No.	Width"	Wt. lbs.	Price /Each
RK542	48	0.3	6.26

SHELF BOXES

- Slide onto properly spaced shelving
- Extends 100% without spills
- Constructed of 20 gauge steel

Model No.	Dimensions				Wt. lbs	Price /Each
	W"	x	D"	x H"		
RK566	5 5/8	x	12	x 2 3/4	2.5	26.10
RK569	5 5/8	x	18	x 2 3/4	3.5	29.20
RK570	5 5/8	x	12	x 4 3/4	3.5	27.20
RK572	5 5/8	x	15	x 4 3/4	4	25.10
RK573	5 5/8	x	18	x 4 3/4	4.5	30.60
RK574	11	x	18	x 4 3/4	5	51.80
RK571	12	x	12	x 4 3/4	5.5	46.20

BIN FRONTS

- Used in conjunction with bin dividers


Model No.	Dimensions			Wt. lbs	Price /Each
	W"	x	H"		
RK475	36	x	1	1.75	8.27
RK477	36	x	2	2	9.21
RK479	36	x	3	2.25	10.00
RK476	42	x	1	2	9.34
RK478	42	x	2	2.25	10.40
RK480	42	x	3	2.5	11.60

MISCELLANEOUS

Model No.	Description	Wt. lbs	Price /Each
RK949	Foot Plate	0.3	4.00
RC453	Gusset (Pairs)	1	9.48
RL756*	48" Hanger Bar	3.5	18.10
RL757	24" Hanging Bar Bracket	0.05	16.70
RC515	Shelf Clip	0.01	0.54
RC382	Back to Back Brackets	0.01	1.07
RC505	Back Panel Clip	0.2	1.05

*Requires two brackets (RL757)

RACKING/SHELVING



BOLTLESS SHELVING UNITS

- Adjustable shelving system that provides high strength, yet economical storage capacity for your needs
- This system uses an innovative shelf clip, which slips into a slotted "T" post and is immediate ready to receive a shelf
- No-Bolt design reduces up to 80% of installation time
- Colour: Grey
- Ships knocked down

METALWARE
STEEL SHELVING
corporation

36" W X 6'4" H



4 SHELVES

Starter Unit	Depth"	Price /Each
RK205	12	176.00
RK207	18	201.00
RK209	24	228.00

Add-On Unit	Depth"	Price /Each
RK204	12	130.00
RK206	18	154.00
RK208	24	181.00

36" W X 6'4" H



7 SHELVES

Starter Unit	Depth"	Price /Each
RK217	12	226.00
RK219	18	269.00
RK221	24	317.00

Add-On Unit	Depth"	Price /Each
RK216	12	179.00
RK218	18	222.00
RK220	24	269.00

36" W X 6'4" H



10 SHELVES

Starter Unit	Depth"	Price /Each
RK229	12	275.00
RK231	18	338.00
RK233	24	405.00

Add-On Unit	Depth"	Price /Each
RK228	12	228.00
RK230	18	291.00
RK232	24	358.00

36" W X 6'4" H



13 SHELVES

Starter Unit	Depth"	Price /Each
RK241	12	361.00
RK243	18	406.00
RK245	24	493.00

Add-On Unit	Depth"	Price /Each
RK240	12	278.00
RK242	18	360.00
RK244	24	447.00

36" W X 7'4" H



4 SHELVES

Starter Unit	Depth"	Price /Each
RK309	12	204.00
RK311	18	231.00
RK313	24	261.00

Add-On Unit	Depth"	Price /Each
RK308	12	148.00
RK310	18	175.00
RK312	24	205.00

36" W X 7'4" H



7 SHELVES

Starter Unit	Depth"	Price /Each
RK333	12	258.00
RK335	18	308.00
RK337	24	360.00

Add-On Unit	Depth"	Price /Each
RK332	12	203.00
RK334	18	251.00
RK336	24	304.00

36" W X 7'4" H



8 SHELVES

Starter Unit	Depth"	Price /Each
RK321	12	249.00
RK323	18	299.00
RK325	24	353.00

Add-On Unit	Depth"	Price /Each
RK320	12	199.00
RK322	18	249.00
RK324	24	303.00

36" W X 7'4" H



15 SHELVES

Starter Unit	Depth"	Price /Each
RK345	12	366.00
RK347	18	459.00
RK349	24	560.00

Add-On Unit	Depth"	Price /Each
RK344	12	315.00
RK346	18	409.00
RK348	24	510.00

48" W X 7'4" H



4 SHELVES

Starter Unit	Depth"	Price /Each
RK285	12	241.00
RK287	18	276.00
RK289	24	315.00

Add-On Unit	Depth"	Price /Each
RK284	12	185.00
RK286	18	220.00
RK288	24	258.00

48" W X 7'4" H



7 SHELVES

Starter Unit	Depth"	Price /Each
RK297	12	324.00
RK299	18	387.00
RK301	24	453.00

Add-On Unit	Depth"	Price /Each
RK296	12	268.00
RK298	18	331.00
RK300	24	397.00

36" W X 8'4" H



5 SHELVES

Starter Unit	Depth"	Price /Each
RK425	12	215.00
RK427	18	246.00
RK429	24	279.00

Add-On Unit	Depth"	Price /Each
RK424	12	157.00
RK426	18	188.00
RK428	24	222.00

36" W X 8'4" H



9 SHELVES

Starter Unit	Depth"	Price /Each
RK401	12	281.00
RK403	18	337.00
RK405	24	398.00

Add-On Unit	Depth"	Price /Each
RK400	12	229.00
RK402	18	273.00
RK404	24	340.00

BOLTLESS SHELVING UNITS

- Adjustable shelving system that provides high strength, yet economical storage capacity for your needs
- This system uses an innovative shelf clip, which slips into a slotted "T" post and is immediate ready to receive a shelf
- No-Bolt design reduces up to 80% of installation time
- Colour: Grey
- Ships knocked down



36" W X 6'4" H



4 SHELVES

Starter Unit	Depth"	Price /Each
RK211	12	246.00
RK213	18	292.00
RK215	24	341.00

Add-On Unit	Depth"	Price /Each
RK210	12	189.00
RK212	18	225.00
RK214	24	262.00

36" W X 6'4" H



7 SHELVES

Starter Unit	Depth"	Price /Each
RK223	12	296.00
RK225	18	361.00
RK227	24	429.00

Add-On Unit	Depth"	Price /Each
RK222	12	239.00
RK224	18	293.00
RK226	24	351.00

36" W X 6'4" H



10 SHELVES

Starter Unit	Depth"	Price /Each
RK235	12	346.00
RK237	18	429.00
RK239	24	518.00

Add-On Unit	Depth"	Price /Each
RK234	12	288.00
RK236	18	362.00
RK238	24	439.00

36" W X 7'4" H



4 SHELVES

Starter Unit	Depth"	Price /Each
RK315	12	286.00
RK317	18	340.00
RK319	24	394.00

Add-On Unit	Depth"	Price /Each
RK314	12	220.00
RK316	18	260.00
RK318	24	303.00

36" W X 7'4" H



7 SHELVES

Starter Unit	Depth"	Price /Each
RK339	12	342.00
RK341	18	416.00
RK343	24	492.00

Add-On Unit	Depth"	Price /Each
RK338	12	275.00
RK340	18	337.00
RK342	24	401.00

36" W X 7'4" H



8 SHELVES

Starter Unit	Depth"	Price /Each
RK327	12	324.00
RK329	18	397.00
RK331	24	472.00

Add-On Unit	Depth"	Price /Each
RK326	12	264.00
RK328	18	326.00
RK330	24	390.00

36" W X 7'4" H



15 SHELVES

Starter Unit	Depth"	Price /Each
RK351	12	440.00
RK353	18	557.00
RK355	24	679.00

Add-On Unit	Depth"	Price /Each
RK350	12	380.00
RK352	18	485.00
RK354	24	597.00

48" W X 7'4" H



4 SHELVES

Starter Unit	Depth"	Price /Each
RK291	12	354.00
RK293	18	415.00
RK295	24	477.00

Add-On Unit	Depth"	Price /Each
RK290	12	287.00
RK292	18	336.00
RK294	24	386.00

48" W X 7'4" H



7 SHELVES

Starter Unit	Depth"	Price /Each
RK303	12	437.00
RK305	18	525.00
RK307	24	616.00

Add-On Unit	Depth"	Price /Each
RK302	12	371.00
RK304	18	446.00
RK306	24	525.00

36" W X 8'4" H



5 SHELVES

Starter Unit	Depth"	Price /Each
RK431	12	294.00
RK433	18	356.00
RK435	24	410.00

Add-On Unit	Depth"	Price /Each
RK430	12	227.00
RK432	18	272.00
RK434	24	317.00

36" W X 8'4" H



9 SHELVES

Starter Unit	Depth"	Price /Each
RK407	12	361.00
RK409	18	446.00
RK411	24	529.00

Add-On Unit	Depth"	Price /Each
RK406	12	293.00
RK408	18	364.00
RK410	24	435.00

36" W X 8'4" H




13 SHELVES

Starter Unit	Depth"	Price /Each
RK419	12	427.00
RK421	18	538.00
RK423	24	646.00

Add-On Unit	Depth"	Price /Each
RK418	12	360.00
RK420	18	455.00
RK422	24	553.00

RACKING/SHELVING



BOLTLESS SHELVING UNITS

- Adjustable shelving system that provides high strength, yet economical storage capacity for your needs
- This system uses an innovative shelf clip, which slips into a slotted "T" post and is immediate ready to receive a shelf
- No-Bolt design reduces up to 80% of installation time
- Colour: Grey
- Ships knocked down



36" W X 6'4" H



4 SHELVES W/DOORS

Starter Unit	Depth"	Price /Each
RK849	12	654.00
RK850	18	700.00
RK851	24	749.00

Add-On Unit	Depth"	Price /Each
RK852	12	597.00
RK853	18	632.00
RK854	24	670.00

36" W X 7'4" H



4 SHELVES W/ DOORS

Starter Unit	Depth"	Price /Each
RK893	12	748.00
RK894	18	801.00
RK895	24	855.00

Add-On Unit	Depth"	Price /Each
RK896	12	681.00
RK897	18	722.00
RK898	24	764.00

36" W X 6'4" H



7 SHELVES W/DOORS

Starter Unit	Depth"	Price /Each
RK855	12	705.00
RK856	18	769.00
RK857	24	837.00

Add-On Unit	Depth"	Price /Each
RK858	12	647.00
RL013	18	701.00
RL015	24	761.00

36" W X 7'4" H



7 SHELVES W/DOORS

Starter Unit	Depth"	Price /Each
RK899	12	803.00
RK900	18	877.00
RK989	24	954.00

Add-On Unit	Depth"	Price /Each
RK902	12	737.00
RK903	18	798.00
RK904	24	862.00

36" W X 7'4" H



10 COMPARTMENTS W/DOORS

Starter Unit	Depth"	Price /Each
RK911	12	735.00
RK912	18	795.00
RK913	24	865.00

Add-On Unit	Depth"	Price /Each
RK914	12	674.00
RK915	18	724.00
RK916	24	784.00

36" W X 7'4" H



21 COMPARTMENTS W/DOORS

Starter Unit	Depth"	Price /Each
RK921	12	838.00
RK922	18	932.00
RK923	24	1041.00

Add-On Unit	Depth"	Price /Each
RK924	12	779.00
RK925	18	860.00
RK926	24	959.00

36" W X 6'4" H



14 COMPARTMENTS

Starter Unit	Depth"	Price /Each
RK259	12	353.00
RK261	18	429.00
RK263	24	517.00

Add-On Unit	Depth"	Price /Each
RK258	12	295.00
RK260	18	361.00
RK262	24	438.00

36" W X 6'4" H



18 COMPARTMENTS

Starter Unit	Depth"	Price /Each
RK265	12	381.00
RK267	18	463.00
RK269	24	561.00

Add-On Unit	Depth"	Price /Each
RK264	12	324.00
RK266	18	395.00
RK268	24	482.00

36" W X 6'4" H



72 COMPARTMENTS W/BIN FRONTS

Starter Unit	Depth"	Price /Each
RK271	12	793.00
RK273	18	915.00
RK275	24	1085.00

Add-On Unit	Depth"	Price /Each
RK270	12	789.00
RK272	18	846.00
RK274	24	1005.00

36" W X 7'4" H



14 COMPARTMENTS

Starter Unit	Depth"	Price /Each
RK363	12	369.00
RK365	18	449.00
RK367	24	541.00

Add-On Unit	Depth"	Price /Each
RK362	12	310.00
RK364	18	378.00
RK366	24	458.00

36" W X 7'4" H



21 COMPARTMENTS

Starter Unit	Depth"	Price /Each
RK369	12	423.00
RK371	18	506.00
RK373	24	625.00

Add-On Unit	Depth"	Price /Each
RK368	12	364.00
RK370	18	445.00
RK372	24	544.00

36" W X 7'4" H



84 COMPARTMENTS

Starter Unit	Depth"	Price /Each
RK905	12	818.00
RK906	18	960.00
RK907	24	1159.00

Add-On Unit	Depth"	Price /Each
RK908	12	759.00
RK909	18	888.00
RK910	24	1076.00

BOLTLESS SHELVING UNITS

- Adjustable shelving system that provides high strength, yet economical storage capacity for your needs
- This system uses an innovative shelf clip, which slips into a slotted "T" post and is immediate ready to receive a shelf
- No-Bolt design reduces up to 80% of installation time
- Colour: Grey
- Ships knocked down



36" W X 7'4" H



36" W X 8'4" H



36" W X 6'4" H



36" W X 6'4" H



36" W X 6'4" H



36" W X 6'4" H



84 COMPARTMENTS
W/BIN FRONTS

Starter Unit	Depth"	Price /Each
RK383	12	923.00
RK385	18	1064.00
RK387	24	1262.00

Add-On Unit	Depth"	Price /Each
RK382	12	862.00
RK384	18	993.00
RK386	24	1180.00

24 COMPARTMENTS

Starter Unit	Depth"	Price /Each
RK443	12	474.00
RK445	18	583.00
RK447	24	704.00

Add-On Unit	Depth"	Price /Each
RK442	12	406.00
RK444	18	500.00
RK446	24	602.00

36 BOXES

Starter Unit	Depth"	Price /Each
RK277	12	1891.00
RK886	18	2175.00

Add-On Unit	Depth"	Price /Each
RK276	12	1833.00
RK983	18	2106.00

57 BOXES

Starter Unit	Depth"	Price /Each
RK986	12	1891.00
RK890	18	2175.00

Add-On Unit	Depth"	Price /Each
RK891	12	1833.00
RK987	18	2106.00

72 BOXES

Starter Unit	Depth"	Price /Each
RK877	12	1893.00
RK878	18	2175.00

Add-On Unit	Depth"	Price /Each
RK879	12	1833.00
RK880	18	2106.00

108 BOXES

Starter Unit	Depth"	Price /Each
RK980	12	2647.00
RK982	18	3033.00

Add-On Unit	Depth"	Price /Each
RK979	12	2590.00
RK981	18	2966.00

36" W X 7'4" H



36" W X 7'4" H



36" W X 7'4" H



36" W X 7'4" H



36" W X 6'4" H



36" W X 7'4" H



42 BOXES

Starter Unit	Depth"	Price /Each
RK935	12	2427.00
RK936	18	2792.00

Add-On Unit	Depth"	Price /Each
RK937	12	2361.00
RK938	18	2713.00

69 BOXES

Starter Unit	Depth"	Price /Each
RK939	12	2427.00
RK940	18	2792.00

Add-On Unit	Depth"	Price /Each
RK941	12	2361.00
RK942	18	2713.00

84 BOXES

Starter Unit	Depth"	Price /Each
RK927	12	2185.00
RK928	18	2513.00

Add-On Unit	Depth"	Price /Each
RK929	12	2125.00
RK930	18	2441.00

126 BOXES

Starter Unit	Depth"	Price /Each
RK931	12	3408.00
RK932	18	3905.00

Add-On Unit	Depth"	Price /Each
RK933	12	3341.00
RK934	18	3826.00

24 COMPARTMENTS
& 30 BOXES

Starter Unit	Depth"	Price /Each
RK970	12	1136.00
RK868	18	1312.00

Add-On Unit	Depth"	Price /Each
RK969	12	1078.00
RK971	18	1244.00

27 COMPARTMENTS
& 30 BOXES

Starter Unit	Depth"	Price /Each
RK917	12	1184.00
RK918	18	1372.00

Add-On Unit	Depth"	Price /Each
RK919	12	1125.00
RK920	18	1300.00

RACKING/SHELVING

INTEGRATED SHELVING DRAWER INSERTS

FOR METALWARE SHELVING


- Integrated drawer inserts allow you to install directly into your existing or new Metalware shelving units.
- The system maximizes the storage space available in your shelving unit and reduces the need for additional shelving for storage of small parts
- Drawer dividers included
- Drawer capacity: 400 lbs.
- Colour: Grey

LISTA

making workspace work®




OVERALL HEIGHT: 24"




6 DRAWERS

Model No.	Dimensions			Number of Compartments	Price /Each
	D"	x	W"		
RL760	24	x	36	102	1800.00
RL759	24	x	42	114	1984.00
RL758	24	x	48	144	2472.00



5 DRAWERS


Model No.	Dimensions			Number of Compartments	Price /Each
	D"	x	W"		
RL763	24	x	36	75	1839.00
RL762	24	x	42	90	2058.00
RL761	24	x	48	108	2595.00



4 DRAWERS

Model No.	Dimensions			Number of Compartments	Price /Each
	D"	x	W"		
RL766	24	x	36	48	1390.00
RL765	24	x	42	48	1468.00
RL764	24	x	48	72	1861.00

OVERALL HEIGHT: 36"




10 DRAWERS

Model No.	Dimensions			Number of Compartments	Price /Each
	D"	x	W"		
RL769	24	x	36	174	2809.00
RL768	24	x	42	192	3123.00
RL767	24	x	48	252	3955.00




9 DRAWERS

Model No.	Dimensions			Number of Compartments	Price /Each
	D"	x	W"		
RL772	24	x	36	174	2602.00
RL771	24	x	42	192	2847.00
RL770	24	x	48	252	3612.00




8 DRAWERS

Model No.	Dimensions			Number of Compartments	Price /Each
	D"	x	W"		
RL775	24	x	36	120	2420.00
RL774	24	x	42	144	2689.00
RL773	24	x	48	180	3362.00




7 DRAWERS

Model No.	Dimensions			Number of Compartments	Price /Each
	D"	x	W"		
RL778	24	x	36	96	2209.00
RL777	24	x	42	108	2402.00
RL776	24	x	48	144	3033.00



6 DRAWERS

Model No.	Dimensions			Number of Compartments	Price /Each
	D"	x	W"		
RL781	24	x	36	72	1997.00
RL780	24	x	42	72	2115.00
RL779	24	x	48	108	2705.00



5 DRAWERS

Model No.	Dimensions			Number of Compartments	Price /Each
	D"	x	W"		
RL784	24	x	36	48	2466.00
RL783	24	x	42	48	2740.00
RL782	24	x	48	72	3425.00

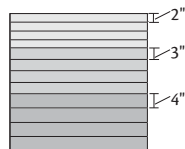
TCF Tray is an open face roll-out tray

Other colours available upon request

INTEGRATED SHELVING DRAWER INSERTS (CONT'D)



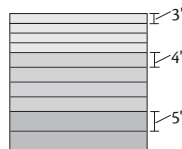
OVERALL HEIGHT: 48"



12 DRAWERS

Model No.	Dimensions			Number of Compartments	Price /Each
	D"	x	W"		
RL787	24	x	36	204	3425.00
RL786	24	x	42	228	3793.00
RL785	24	x	48	204	4770.00

10 DRAWERS

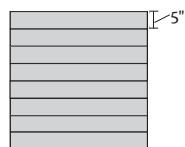


Model No.	Dimensions			Number of Compartments	Price /Each
	D"	x	W"		
RL790	24	x	36	144	3028.00
RL789	24	x	42	168	3336.00
RL788	24	x	48	216	4205.00

9 DRAWERS

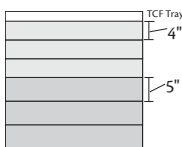


Model No.	Dimensions			Number of Compartments	Price /Each
	D"	x	W"		
RL793	24	x	36	126	2824.00
RL792	24	x	42	144	3071.00
RL791	24	x	48	180	3848.00



8 DRAWERS

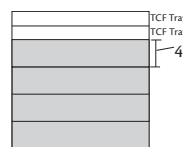
Model No.	Dimensions			Number of Compartments	Price /Each
	D"	x	W"		
RL796	24	x	36	96	2605.00
RL795	24	x	42	96	2761.00
RL794	24	x	48	144	3548.00



7 DRAWERS

Model No.	Dimensions			Number of Compartments	Price /Each
	D"	x	W"		
RL799	24	x	36	90	2198.00
RL798	24	x	42	108	2364.00
RL797	24	x	48	135	2967.00

TCF Tray is an open face roll-out tray



6 DRAWERS

Model No.	Dimensions			Number of Compartments	Price /Each
	D"	x	W"		
RL802	24	x	36	48	1876.00
RL801	24	x	42	48	1981.00
RL800	24	x	48	72	2509.00

TCF Trays are open face roll-out trays

Other colours available upon request

For our complete line of Hand Tools, see pages 1276 to 1385



WIRE SHELVING

CHROMATE WIRE SHELVING

- Heavy-gauge chromate plated shelves with open wire design minimize dust, improve air circulation and provide greater visibility of stored items
- Post's circular grooves combined with tapered plastic split sleeves allow for assembly in minutes with no special tools
- Shelf ribs run front to back allowing items to slide on and off shelves smoothly
- Shelves can be adjusted at precise 1" intervals
- Posts are double grooved every 8" and numbered for easy adjustment
- Adjustable feet compensate for surface irregularities
- Stationary unit's total capacity should not exceed 2000 lbs.
- NSF certified
- Assembly required



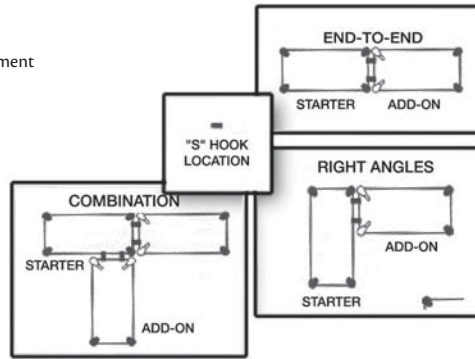
4 SHELVES

Model No.	Type	Dimensions W" x D" x H"	Cap. lbs /Shelf*	Wt. lbs.	Price /Each
63" POSTS					
RL907	Starter	30 x 14 x 63	800	39	169.00
RL908	Add-on	30 x 14 x 63	800	32	143.00
RL632	Starter	36 x 14 x 63	800	43	189.00
RL633	Add-on	36 x 14 x 63	800	35.5	166.00
RL634	Starter	48 x 14 x 63	800	49	211.00
RL635	Add-on	48 x 14 x 63	800	42	189.00
RL636	Starter	60 x 14 x 63	600	64.75	230.00
RL637	Add-on	60 x 14 x 63	600	57.75	207.00
RL638	Starter	72 x 14 x 63	600	71.5	254.00
RL639	Add-on	72 x 14 x 63	600	64	228.00
RL059	Starter	36 x 18 x 63	800	48	223.00
RL060	Add-on	36 x 18 x 63	800	35	189.00
RL061	Starter	48 x 18 x 63	800	58	252.00
RL062	Add-on	48 x 18 x 63	800	53.5	214.00
RL063	Starter	60 x 18 x 63	600	81	302.00
RL064	Add-on	60 x 18 x 63	600	76.5	269.00
RL065	Starter	72 x 18 x 63	600	91	348.00
RL066	Add-on	72 x 18 x 63	600	86.5	306.00
RL067	Starter	36 x 24 x 63	800	62	238.00
RL068	Add-on	36 x 24 x 63	800	57.5	205.00
RL069	Starter	48 x 24 x 63	800	74	302.00
RL070	Add-on	48 x 24 x 63	800	69.5	269.00
RL071	Starter	60 x 24 x 63	600	95	348.00
RL072	Add-on	60 x 24 x 63	600	90.5	317.00
RL073	Starter	72 x 24 x 63	600	117	430.00
RL074	Add-on	72 x 24 x 63	600	112.5	396.00

* Evenly distributed weight



Kleton wire shelving can be assembled as you wish: End to End, at Right Angles or any combination.



5 SHELVES

Model No.	Type	Dimensions W" x D" x H"	Cap. lbs /Shelf*	Wt. lbs.	Price /Each
74" POSTS					
RL909	Starter	30 x 14 x 74	800	46.5	206.00
RL910	Add-On	30 x 14 x 74	800	39	173.00
RL640	Starter	36 x 14 x 74	800	51	223.00
RL641	Add-on	36 x 14 x 74	800	44	189.00
RL642	Starter	48 x 14 x 74	800	59	240.00
RL643	Add-on	48 x 14 x 74	800	42.8	238.00
RL644	Starter	60 x 14 x 74	600	78.75	265.00
RL645	Add-on	60 x 14 x 74	600	71	261.00
RL646	Starter	72 x 14 x 74	600	87	312.00
RL647	Add-on	72 x 14 x 74	600	79.5	280.00
RL075	Starter	36 x 18 x 74	800	67.75	238.00
RL076	Add-on	36 x 18 x 74	800	58.25	226.00
RL077	Starter	48 x 18 x 74	800	80.25	253.00
RL078	Add-on	48 x 18 x 74	800	70.75	246.00
RL079	Starter	60 x 18 x 74	600	109	317.00
RL080	Add-on	60 x 18 x 74	600	99.5	287.00
RL081	Starter	72 x 18 x 74	600	121.5	366.00
RL082	Add-on	72 x 18 x 74	600	112	336.00
RL083	Starter	36 x 24 x 74	800	85.25	257.00
RL084	Add-on	36 x 24 x 74	800	75.75	249.00
RL085	Starter	48 x 24 x 74	800	100.25	309.00
RL086	Add-on	48 x 24 x 74	800	90.75	299.00
RL087	Starter	60 x 24 x 74	600	126.5	365.00
RL088	Add-on	60 x 24 x 74	600	117	347.00
RL089	Starter	72 x 24 x 74	600	154	445.00
RL090	Add-on	72 x 24 x 74	600	144.5	411.00
86" POSTS					
RL448	Starter	36 x 18 x 86	800	62	253.00
RL449	Add-on	36 x 18 x 86	800	53	232.00
RL450	Starter	48 x 18 x 86	800	69	286.00
RL451	Add-on	48 x 18 x 86	800	60	263.00
RL452	Starter	60 x 18 x 86	600	91.5	333.00
RL453	Add-on	60 x 18 x 86	600	82	303.00
RL454	Starter	72 x 18 x 86	600	96	382.00
RL455	Add-on	72 x 18 x 86	600	87	352.00
RL456	Starter	36 x 24 x 86	800	74	269.00
RL457	Add-on	36 x 24 x 86	800	65	261.00
RL458	Starter	48 x 24 x 86	800	90	333.00
RL459	Add-on	48 x 24 x 86	800	80	303.00
RL460	Starter	60 x 24 x 86	600	107	565.00
RL461	Add-on	60 x 24 x 86	600	97	536.00
RL462	Starter	72 x 24 x 86	600	129	596.00
RL463	Add-on	72 x 24 x 86	600	120	547.00

* Evenly distributed weight

WIRE SHELVING COMPONENTS

- Heavy-gauge chromate plated shelves with open wire design minimize dust, improve air circulation and provide greater visibility of stored items
- Post's circular grooves combined with tapered plastic split sleeves allow for assembly in minutes with no special tools
- Shelf ribs run front to back allowing items to slide on and off shelves smoothly
- Shelves can be adjusted at precise 1" intervals
- Posts are double grooved every 8" and numbered for easy adjustment
- Adjustable feet compensate for surface irregularities
- Stationary unit's total capacity should not exceed 2000 lbs.
- NSF certified
- Assembly required

WIRE SHELVES

Model No.	Dimensions W" x D"	Cap lbs.*	Wt. lbs.	Price /Each
RL606	30 x 14	800	7.5	34.30
RL607	36 x 14	800	8.25	34.95
RL608	48 x 14	800	10.5	42.00
RL609	60 x 14	600	14.25	46.85
RL610	72 x 14	600	17.5	53.20
RL035	30 x 18	800	8.5	40.80
RL036	36 x 18	800	9.75	43.85
RL037	48 x 18	800	12.5	52.85
RL038	60 x 18	600	18	65.95
RL039	72 x 18	600	20.5	76.30
RL040	36 x 24	800	13.25	47.95
RL041	48 x 24	800	16.25	64.25
RL042	60 x 24	600	21.5	76.90
RL043	72 x 24	600	27	90.70

* Evenly distributed weight

POSTS

Model No.	Height"	Wt. lbs.	Price /Each
RL611	33	4	14.05
RL330	54	6.3	17.10
RL331	63	7	17.85
RL332	74	8	20.25
RL333	86	8.8	23.25




ACCESSORIES



RL048



RL049



RL050 Divider



RL054 Split Sleeve




RL055 "S" Hook

Use S hooks to eliminate two posts per adjacent shelf. Two required per shelf.



RL056 Leveling Foot



RL614 Ledge for Shelf



RL330 Posts

Model No.	Description	Wt. lbs.	Price /Each
RL048	Caster, 5", no brake	2.8	27.40
RL049	Caster, 5", with brake	2.7	28.85
RL050	Divider for shelf, 18"	1.7	15.50
RL051	Divider for shelf, 24"	2.2	18.90
RL052	Handle 18" - For utility carts	3.9	30.75
RL053	Handle 24" - For utility carts	4.4	31.65

Model No.	Description	Wt. lbs.	Price /Each
RL054	Split Sleeves, black 4 Pc/bag	0.1	5.45
RL055	S-Hook for attaching Add-On	0.1	4.60
RL056	Leveling feet (Die cast and foot bolt)	0.2	4.15
RL057	Die cast for leveling feet	0.1	1.85
RL058	Foot bolt for leveling feet	0.1	2.40

Model No.	Description	Wt. lbs.	Price /Each
RL614	Ledge for shelf, 14"	0.6	11.70
RL615	Ledge for shelf, 18"	0.75	12.35
RL616	Ledge for shelf, 24"	1	14.45
RL617	Ledge for shelf, 30"	2	17.55
RL618	Ledge for shelf, 36"	2.5	19.10
RL619	Ledge for shelf, 48"	3.5	22.90
RL620	Ledge for shelf, 60"	3.75	24.20
RL621	Ledge for shelf, 72"	4	30.70

DIRECT WALL MOUNTS FOR WIRE SHELVING

SAME GREAT FEATURES AS THE KLETON CHROMATE WIRE SHELVING, BUT WITH THE ADDED CONVENIENCE OF DIRECTLY MOUNTING ON A WALL

- Each wall mount unit consists of one shelf support and mounting plate
- Use single support at shelf ends; double support for adjoining shelves
- Installation note: Wall mounts must be securely fastened to materials of adequate load bearing strength. (Load rating: 200 lbs. (91kg) per system)



RL612
Single Shelf Support



RL613
Double Shelf Support



Model No.	Shelf Support	Shelf Depth"	Price /Each
RL612	Single	14	39.40
RL898	Single	18	46.00
RL900	Single	24	47.95
RL613	Double	14	59.30
RL899	Double	18	68.95
RL901	Double	24	71.80

WALL MOUNT WIRE SHELVING KITS

- Kit includes shelves and supports



RL911
Shelf and Support Kit



Model No.	Description	Shelf Dimensions"	Price /Each
RL911	1 Shelf	30 x 14	105.00
RL912	2 Shelves	30 x 14	195.00

WIRE SHELVING

WIRE SHELVING UNITS WITH STORAGE BINS

Same great features as the Kleton chromate wire shelving, but with the added convenience of heavy-duty storage bins.

- Adjustable chromate wire shelves
- Wire shelving resists corrosion and provides greater visibility to stored parts
- Wire shelves prevent build up of dust and dirt
- Bins are unaffected by oil, alkaline, and most acids
- Ideal in production or for parts storage
- NSE certified
- Assembly required
- Unit's total capacity should not exceed 2000-lb.



RL815



RL820



RL826



RL837

Model No.	Shelving Size			No. of Shelves	Bin Size			No. of Bins	Colour	Price /Each
	W" x D" x H"	W"	D" x H"							
RL815	36 x 14 x 74	8	83/16 x 14 x 63/16	28	Blue	594.00				
RL816	36 x 14 x 74	8	83/16 x 14 x 63/16	28	Yellow	594.00				
RL817	36 x 14 x 74	8	83/16 x 14 x 63/16	28	Green	594.00				
RL818	36 x 14 x 74	8	83/16 x 14 x 63/16	28	Red	594.00				
RL819	36 x 18 x 74	8	77/8 x 17 11/16 x 7	28	Blue	854.00				
RL820	36 x 18 x 74	8	77/8 x 17 11/16 x 7	28	Yellow	854.00				
RL821	36 x 18 x 74	8	77/8 x 17 11/16 x 7	28	Green	854.00				
RL822	36 x 18 x 74	8	77/8 x 17 11/16 x 7	28	Red	854.00				
RL823	36 x 24 x 74	5	15 1/2 x 25 x 13	8	Blue	618.00				
RL824	36 x 24 x 74	5	15 1/2 x 25 x 13	8	Yellow	618.00				
RL825	36 x 24 x 74	5	15 1/2 x 25 x 13	8	Green	618.00				
RL826	36 x 24 x 74	5	15 1/2 x 25 x 13	8	Red	618.00				
RL827	48 x 18 x 74	8	77/8 x 17 11/16 x 7 11 13/16 x 17 11/16 x 7	28 7	Blue Blue	1061.00				
RL828	48 x 18 x 74	8	77/8 x 17 11/16 x 7 11 13/16 x 17 11/16 x 7	28 7	Yellow Yellow	1061.00				
RL829	48 x 18 x 74	8	77/8 x 17 11/16 x 7 11 13/16 x 17 11/16 x 7	28 7	Green Green	1061.00				
RL830	48 x 18 x 74	8	77/8 x 17 11/16 x 7 11 13/16 x 17 11/16 x 7	28 7	Red Red	1061.00				
RL831	48 x 18 x 74	8	77/8 x 17 11/16 x 7 11 13/16 x 17 11/16 x 7	7 21	Blue Blue	990.00				
RL832	48 x 18 x 74	8	77/8 x 17 11/16 x 7 11 13/16 x 17 11/16 x 7	7 21	Yellow Yellow	990.00				
RL833	48 x 18 x 74	8	77/8 x 17 11/16 x 7 11 13/16 x 17 11/16 x 7	7 21	Green Green	990.00				
RL834	48 x 18 x 74	8	77/8 x 17 11/16 x 7 11 13/16 x 17 11/16 x 7	7 21	Red Red	990.00				
RL835	48 x 24 x 74	5	77/8 x 17 11/16 x 7 11 13/16 x 17 11/16 x 7 15 1/2 x 25 x 13	4 7 6	Blue Blue Blue	777.00				
RL836	48 x 24 x 74	5	77/8 x 17 11/16 x 7 11 13/16 x 17 11/16 x 7 15 1/2 x 25 x 13	4 7 6	Yellow Yellow Yellow	777.00				
RL837	48 x 24 x 74	5	77/8 x 17 11/16 x 7 11 13/16 x 17 11/16 x 7 15 1/2 x 25 x 13	4 7 6	Green Green Green	777.00				
RL838	48 x 24 x 74	5	77/8 x 17 11/16 x 7 11 13/16 x 17 11/16 x 7 15 1/2 x 25 x 13	4 7 6	Red Red Red	777.00				
RL839	36 x 18 x 74	8	77/8 x 17 11/16 x 7 11 13/16 x 17 11/16 x 7	7 14	Blue Blue	830.00				
RL840	36 x 18 x 74	8	77/8 x 17 11/16 x 7 11 13/16 x 17 11/16 x 7	7 14	Yellow Yellow	830.00				
RL841	36 x 18 x 74	8	77/8 x 17 11/16 x 7 11 13/16 x 17 11/16 x 7	7 14	Green Green	830.00				
RL842	36 x 18 x 74	8	77/8 x 17 11/16 x 7 11 13/16 x 17 11/16 x 7	7 14	Red Red	830.00				

WIRE-RAC™

- Snap on holders easily and quickly identify stored contents
- Clear, flexible plastic sleeves fit new or existing wire shelving with 1 1/4" facing; paper inserts included
- ON767 snaps onto wire shelf at 3 different angles; 90° (flat), 60° or 30°
- 25 per box

Model No.	Dimensions			Price /Each
	W"	x	L"	
RH683	15/16	x	3	31.50
RH684	15/16	x	6	55.60
RH685	15/16	x	12	49.20
RH686	15/16	x	24	51.10
ON767	1 1/4	x	3	51.80



GREEN EPOXY FINISH WIRE SHELVING

- Ideal for use in wet environments
- Superior rust resistance
- Designed to minimize dust, improve air circulation, and provide greater visibility of stored items
- Post's circular grooves combined with tapered plastic sleeves allow for assembly in minutes with no special tools
- Shelf ribs run front to back allowing items to slide on and off shelves smoothly
- Shelves can be adjusted at precise 1" intervals
- Posts are double grooved every 8" and numbered for easy adjustment
- Adjustable feet compensate for surface irregularities
- Stationary unit's total capacity should not exceed 2000 lbs.
- NSF certified



POSTS

Model No.	Height"	Price/Each
RL629	63	16.15
RL630	74	18.25
RL631	86	20.90

WIRE SHELVES

Model No.	Dimensions W" x D"	Cap lbs. /Shelf*	Price /Each
RL622	36 x 18	800	39.25
RL623	48 x 18	800	46.95
RL624	60 x 18	600	55.40
RL625	72 x 18	600	65.15
RL626	36 x 24	800	48.35
RL627	48 x 24	800	58.90
RL628	60 x 24	600	70.00
RN077	72 x 24	600	81.70

* Evenly distributed weight



COMPLETE SHELVING UNITS

Model No.	Type	Dimensions W" x D" x H"	Cap lbs. /Shelf*	Price /Each
4 SHELVES				
RL648	Starter	36 x 18 x 63	800	207.00
RL649	Add-on	36 x 18 x 63	800	192.00
RL650	Starter	48 x 18 x 63	800	236.00
RL651	Add-on	48 x 18 x 63	800	221.00
RL652	Starter	60 x 18 x 63	600	266.00
RL653	Add-on	60 x 18 x 63	600	255.00
RL654	Starter	72 x 18 x 63	600	304.00
RL655	Add-on	72 x 18 x 63	600	290.00
RL656	Starter	36 x 24 x 63	800	241.00
RL657	Add-on	36 x 24 x 63	800	233.00
RL658	Starter	48 x 24 x 63	800	279.00
RL659	Add-on	48 x 24 x 63	800	266.00
RL660	Starter	60 x 24 x 63	600	319.00
RL661	Add-on	60 x 24 x 63	600	309.00
5 SHELVES				
RL662	Starter	36 x 18 x 74	800	252.00
RL663	Add-on	36 x 18 x 74	800	242.00
RL664	Starter	48 x 18 x 74	800	288.00
RL665	Add-on	48 x 18 x 74	800	278.00
RL666	Starter	60 x 18 x 74	600	325.00
RL667	Add-on	60 x 18 x 74	600	316.00
RL668	Starter	72 x 18 x 74	600	372.00
RL669	Add-on	72 x 18 x 74	600	363.00
RL670	Starter	36 x 24 x 74	800	309.00
RL671	Add-on	36 x 24 x 74	800	299.00
RL672	Starter	48 x 24 x 74	800	342.00
RL673	Add-on	48 x 24 x 74	800	334.00
RL674	Starter	60 x 24 x 74	600	416.00
RL675	Add-on	60 x 24 x 74	600	406.00

* Evenly distributed weight

GREEN EPOXY FINISH WIRE SHELF CARTS

- Green epoxy wire shelf carts are ideal for use in wet environments
- Superior rust resistance
- Designed to minimize dust, improve air circulation, and provide greater visibility of stored items
- Shelves can be adjusted quickly and easily
- Strong and versatile
- Capacity: 600 lbs. evenly distributed
- Includes: 5" resilient rubber casters, two swivel, two with brake
- NSF certified
- One year limited warranty
- Shipped knocked down



Model No.	Dimensions W" x D" x H"	Wt. lbs.	Price /Each
4 SHELVES			
RL803	18 x 36 x 74	64	337.00
RL804	18 x 48 x 74	74	368.00
RL805	18 x 60 x 74	94	403.00
RL806	24 x 36 x 74	78	372.00
RL807	24 x 48 x 74	90	412.00
RL808	24 x 60 x 74	110	460.00
5 SHELVES			
RL809	18 x 36 x 86	68	385.00
RL810	18 x 48 x 86	78	424.00
RL811	18 x 60 x 86	98	466.00
RL812	24 x 36 x 86	82	430.00
RL813	24 x 48 x 86	94	498.00
RL814	24 x 60 x 86	114	551.00

WIRE-RAC™

- Snap on holders easily and quickly identify stored contents
- Clear, flexible plastic sleeves fit new or existing wire shelving with 1 1/4" facing; paper inserts included
- **ON767** snaps onto wire shelf at 3 different angles; 90° (flat), 60° or 30°
- 25 per box



Model No.	Dimensions W" x L"	Price /Each
RH683	1 5/16 x 3	31.50
RH684	1 5/16 x 6	55.60
RH685	1 5/16 x 12	49.20
RH686	1 5/16 x 24	51.10
ON767	1 1/4 x 3	51.80

WIRE SHELVING

SUPER ADJUSTABLE SUPER ERECTA SHELF®

- **Super Adjustable Super Erecta® Wire Shelving™** is the most advanced and innovative wire storage system available
- Super Adjustable Shelving works in conjunction with the entire Super Erecta™ System of shelves and accessories
- **Easily Adjustable:** Unique Corner Release and SiteSelect™ Posts, create a total system that offers tool-free, fast and easy adjustment at 1" (25 mm) intervals along the entire height of posts
- **Easily Assembled:** The Corner Release System and SiteSelect™ Posts, combined with the original bottom up assembly process, creates a complete shelving system in minutes
- SiteSelect™ Posts with the triple-groove visual guide feature, have circular grooves at 1" intervals and are numbered at 2" intervals
- Shelves simply snap into place using the Corner Release
- **Unique Shelf Design:** The open wire design of these heavy-gauge shelves minimizes dust accumulation and allows a free circulation of air, greater visibility of stored items and greater light penetration
- Shelf ribs run front to back allowing you to slide items on and off easily
- Shelves can be loaded and unloaded from all sides
- **Unique Post Design:** New SiteSelect™ post design provides a visual guide for positioning and adjusting shelves, saving considerable time during assembly and adjustment
- An easy-to-identify triple groove, every 8 inches, offers a quick way to align all shelves
- Bolt leveller on post bottom compensates for uneven surface
- **Fast, Easy Reconfiguration:** Super Adjustable Super Erecta Shelf® can change as quickly as your needs change
- By using various accessories available, hundreds of shelving configurations become possible
- **Choice of Finishes:** Super Adjustable Super Erecta Shelf® Wire Shelving™ is available in two options: Chrome-plated for dry storage and Metroseal III™ for corrosive environments
- Microban® antimicrobial product protection helps keep products cleaner and fresher by inhibiting the growth of bacteria, mold, mildew and fungi that cause stains and odours
- Microban® is safe, clean, fresh and effective, and provides peace of mind!




Super Adjustable Super Erecta® Chrome Shelving								Super Adjustable Super Erecta® Metroseal III™ Shelving											
Dimensions			No. of Shelves	Starter Model No.	Price /Each	Add-on Model No.	Price /Each	Dimensions			No. of Shelves	Starter Model No.	Price /Each	Add-on Model No.	Price /Each				
W"	x	H"						W"	x	H"									
36	x	18	x	62.9/16	4	RL464	339.00	RL465	302.00	36	x	18	x	62.9/16	4	RL512	382.00	RL513	340.00
48	x	18	x	62.9/16	4	RL466	390.00	RL467	353.00	48	x	18	x	62.9/16	4	RL514	465.00	RL515	421.00
60	x	18	x	62.9/16	4	RL468	436.00	RL469	399.00	60	x	18	x	62.9/16	4	RL516	495.00	RL517	450.00
72	x	18	x	62.9/16	4	RL470	506.00	RL471	469.00	72	x	18	x	62.9/16	4	RL518	549.00	RL519	504.00
36	x	18	x	74.5/8	5	RL480	410.00	RL481	371.00	36	x	18	x	74.5/8	5	RL528	462.00	RL529	416.00
48	x	18	x	74.5/8	5	RL482	474.00	RL483	435.00	48	x	18	x	74.5/8	5	RL530	566.00	RL531	519.00
60	x	18	x	74.5/8	5	RL484	532.00	RL485	493.00	60	x	18	x	74.5/8	5	RL532	603.00	RL533	556.00
72	x	18	x	74.5/8	5	RL486	618.00	RL487	580.00	72	x	18	x	74.5/8	5	RL534	670.00	RL535	623.00
36	x	18	x	86.5/8	5	RL496	433.00	RL497	383.00	36	x	18	x	86.5/8	5	RL544	479.00	RL545	424.00
48	x	18	x	86.5/8	5	RL498	497.00	RL499	447.00	48	x	18	x	86.5/8	5	RL546	583.00	RL547	527.00
60	x	18	x	86.5/8	5	RL500	555.00	RL501	505.00	60	x	18	x	86.5/8	5	RL548	619.00	RL549	564.00
72	x	18	x	86.5/8	5	RL502	642.00	RL503	591.00	72	x	18	x	86.5/8	5	RL550	687.00	RL551	632.00
36	x	24	x	62.9/16	4	RL472	406.00	RL473	369.00	36	x	24	x	62.9/16	4	RL520	438.00	RL521	393.00
48	x	24	x	62.9/16	4	RL474	458.00	RL475	421.00	48	x	24	x	62.9/16	4	RL522	510.00	RL523	465.00
60	x	24	x	62.9/16	4	RL476	523.00	RL477	486.00	60	x	24	x	62.9/16	4	RL524	583.00	RL525	538.00
72	x	24	x	62.9/16	4	RL478	605.00	RL479	568.00	72	x	24	x	62.9/16	4	RL526	714.00	RL527	670.00
36	x	24	x	74.5/8	5	RL488	494.00	RL489	455.00	36	x	24	x	74.5/8	5	RL536	532.00	RL537	485.00
48	x	24	x	74.5/8	5	RL490	558.00	RL491	520.00	48	x	24	x	74.5/8	5	RL538	621.00	RL539	574.00
60	x	24	x	74.5/8	5	RL492	641.00	RL493	602.00	60	x	24	x	74.5/8	5	RL540	713.00	RL541	666.00
72	x	24	x	74.5/8	5	RL494	743.00	RL495	704.00	72	x	24	x	74.5/8	5	RL542	877.00	RL543	830.00
36	x	24	x	86.5/8	5	RL504	517.00	RL505	467.00	36	x	24	x	86.5/8	5	RL552	548.00	RL553	493.00
48	x	24	x	86.5/8	5	RL506	582.00	RL507	531.00	48	x	24	x	86.5/8	5	RL554	638.00	RL555	583.00
60	x	24	x	86.5/8	5	RL508	664.00	RL509	614.00	60	x	24	x	86.5/8	5	RL556	729.00	RL557	674.00
72	x	24	x	86.5/8	5	RL510	766.00	RL511	716.00	72	x	24	x	86.5/8	5	RL558	894.00	RL559	839.00

METROMAX I® STORAGE SYSTEMS

- The most versatile storage system ever introduced
- Open shelf mats are easy to remove for cleaning
- Solid shelf mats, dividers, ledges, drop-in wire baskets, and an array of accessories, can easily be added or removed in seconds
- Completely Mobile** with the addition of 5" casters
- Strong and Durable:** Reinforced polymers give MetroMax I® incredible strength; 800 lbs. per shelf up to 42" in length and 600 lbs. per shelf up to 72" in length Also, shelves won't mark or crease
- Corrosion and Rust Proof:** MetroMax I® has a lifetime warranty against corrosion and rust, so it's perfect for damp, humid conditions as well as dry storage
- Fast, Easy Assembly:** MetroMax I® assembles easily in minutes, without tools
- Posts have numbered grooves at 1" increments, with 1/2" increment adjustment
- Wedge lock connectors, with window and pointer to locate desired post groove, snap onto posts
- Simply attach the wedge lock connectors at the desired post height and lower the shelf into place
- With unit complete, solid shelf and open-grid mats can be removed and/or interchanged at any time



Microban® antimicrobial product protection helps keep products cleaner and fresher by inhibiting the growth of bacteria, mold, mildew and fungi that cause stains and odors.



METROMAX I® SHELVES*

Shelf Size W" x L"	Open Grid Model No.	Wt. lbs.	Price /Each	Solid Shelf Model No.	Wt. lbs.	Price /Each
18 x 24	RC538	9	162.00	RC537	11	179.00
18 x 30	RC540	11	169.00	RC539	12	187.00
18 x 36	RC542	12	169.00	RC541	14	187.00
18 x 42	RC549	14	203.00	RC548	16	230.00
18 x 48	RC551	15	203.00	RC550	18	230.00
18 x 54	RC558	17	242.00	RC557	20	268.00
18 x 60	RC560	18	242.00	RC559	22	268.00
18 x 72	RC561	18	283.00	-	-	-
24 x 24	RC563	11	202.00	RC562	13	222.00
24 x 30	RC565	13	205.00	RC564	15	227.00
24 x 36	RC567	14	205.00	RC566	17	232.00
24 x 42	RC569	16	245.00	RC568	19	284.00
24 x 48	RC571	18	250.00	RC570	22	277.00
24 x 54	RC573	20	290.00	RC572	24	327.00
24 x 60	RC575	22	290.00	RC574	26	327.00

* Shelf c/w frame, mat and wedge lock connectors.

CANTILEVER SHELVES

- Add convenient shelving space above a storage unit
- Drop mat design creates a retaining edge around the entire 12" deep shelf
- Standard Super Erecta® posts available separately
- Can also be used as an extension to an already mounted shelf for additional space
- Also available in the following colours: smoked glass, white and a wide assortment of designer colours



Length"	Wt. lbs.	Model No. Chrome	Model No. Black	Price /Each
24	4 1/2	RH347	RH353	53.00
30	5	RH348	RH354	55.10
36	5 3/4	RH349	RH355	57.30
42	6 3/4	RH350	RH356	61.50
48	7 3/4	RH351	RH357	66.90
60	9 1/2	RH352	RH358	77.30



Height"	Wt. lbs.	Model No. Chrome	Price /Each	Model No. Black	Price /Each
34 1/2	2	RC827	17.80	RH293	16.30
54 1/2	3	RC850	19.40	RH294	20.00
62 1/2	3 1/2	RC895	20.60	RG797	20.20
74 5/8	4	RC924	22.30	RG798	23.40
86 1/2	5	RC932	28.50	RG799	28.10

WALL MOUNT WIRE SHELVING KITS

- Kit includes shelves and supports

Model No.	Description	Shelf Dimensions"	Price /Each
RL911	1 Shelf	14 x 30	105.00
RL912	2 Shelves	14 x 30	195.00



DIRECT WALL MOUNTS FOR WIRE SHELVING

SAME GREAT FEATURES AS THE KLETON CHROMATE WIRE SHELVING, BUT WITH THE ADDED CONVENIENCE OF DIRECTLY MOUNTING ON A WALL.

- Each wall mount unit consists of one shelf support and mounting plate
- Use single support at shelf ends; double support for adjoining shelves
- Installation note: Wall mounts must be securely fastened to materials of adequate load bearing strength. (Load rating: 200 lbs. (91kg) per system)



RL612
Single Shelf Support



RL613
Double Shelf Support

Model No.	Shelf Support	Shelf Depth"	Price /Each
RL612	Single	14	39.40
RL898	Single	18	46.00
RL900	Single	24	47.95
RL613	Double	14	59.30
RL899	Double	18	68.95
RL901	Double	24	71.80



Model No.	Shelf W" x L"	Wt. lbs.	Price /Each
WITH OPEN GRID SHELVES			
RG484	18 x 36	74	1114.00
RG485	18 x 48	86	1249.00
RG486	18 x 60	98	1395.00
RG487	24 x 36	82	1254.00
RG488	24 x 48	98	1429.00
RG489	24 x 60	114	1599.00
WITH SOLID MAT SHELVES			
RG490	18 x 36	74	1199.00
RG492	18 x 60	106	1519.00
RG493	24 x 36	86	1359.00
RG494	24 x 48	106	1555.00
RG495	24 x 60	122	1753.00

Note: Units also available with rubber casters (capacity: 600 lbs.)

WIRE SHELVING

UTILITY CARTS

- Durable, dependable transport solution that is easy to manoeuvre
- Highly rigid construction that is easily adjustable at 1" increments
- Two handles, indicated number of shelves, and casters
- Capacity: 600 lbs. evenly distributed
- Shipped knocked down
- NSF certified
- **One-year limited warranty**



MJ543



Model No.	Dimensions W" x D" x H"	Wt. lbs.	Price /Each
2 SHELVES			
MK781	30 x 18 x 39	36.5	219.00
MK782	36 x 18 x 39	40.25	223.00
MK783	48 x 18 x 39	44.75	235.00
MK784	60 x 18 x 39	54	290.00
MK785	36 x 24 x 39	47.75	252.00
MK786	48 x 24 x 39	53.75	275.00
MK787	60 x 24 x 39	63.5	304.00
3 SHELVES			
MJ539	30 x 18 x 39	45	250.00
MJ540	36 x 18 x 39	50	262.00
MJ541	48 x 18 x 39	57	276.00
MJ542	60 x 18 x 39	72	318.00
MJ543	36 x 24 x 39	61	279.00
MJ544	48 x 24 x 39	70	304.00
MJ545	60 x 24 x 39	85	338.00

PUSH CARTS

- Durable, dependable transport solution
- Easy maneuverability
- Shelves can be adjusted quickly and easily
- Capacity: 600 lbs. evenly distributed
- Shipped knocked down
- NSF certified
- **One-year limited warranty**



RL915



Model No.	Dimensions W" x D" x H"	Price /Each
4 SHELVES		
RL914	30 x 14 x 54	214.00
RL915	36 x 14 x 54	293.00
RL916	48 x 14 x 54	324.00
RL917	60 x 14 x 54	346.00
5 SHELVES		
RL918	30 x 14 x 54	236.00
RL919	36 x 14 x 54	328.00
RL920	48 x 14 x 54	378.00
RL921	60 x 14 x 54	401.00

WIRE SHELF CARTS

- Open-wire shelf design minimizes dust and increases air circulation and visibility
- High quality chromate shelves and posts prevent corrosion
- Shelves can be adjusted quickly and easily
- Strong and versatile
- Includes: 5" resilient rubber casters (two swivel, two with brake)
- Capacity: 600 lbs. evenly distributed
- Shipped knocked down
- NSF certified
- **One-year limited warranty**



Model No.	Dimensions W" x D" x H"	Wt. lbs.	Price /Each
4 SHELVES			
RL600	36 x 18 x 63	56	317.00
RL601	48 x 18 x 63	65	344.00
RL602	60 x 18 x 63	83	378.00
RL603	36 x 24 x 63	69	330.00
RL604	48 x 24 x 63	81	390.00
RL605	60 x 24 x 63	95	436.00
MJ527	36 x 18 x 74	64	328.00
MJ528	48 x 18 x 74	74	356.00
MJ529	60 x 18 x 74	94	391.00
MJ530	36 x 24 x 74	78	342.00
MJ531	48 x 24 x 74	90	404.00
MJ532	60 x 24 x 74	110	451.00
5 SHELVES			
MJ533	36 x 18 x 86	68	367.00
MJ534	48 x 18 x 86	78	422.00
MJ535	60 x 18 x 86	98	464.00
MJ536	36 x 24 x 86	82	395.00
MJ537	48 x 24 x 86	94	456.00
MJ538	60 x 24 x 86	114	499.00



MJ533

GREEN EPOXY WIRE SHELF CARTS

- Green epoxy wire shelf carts are ideal for use in wet environments
- Superior rust resistance
- Designed to minimize dust, improve air circulation, and provide greater visibility of stored items
- Shelves can be adjusted quickly and easily
- Strong and versatile
- Includes: 5" resilient rubber casters (two swivel, two with brake)
- Capacity: 600 lbs. evenly distributed
- Shipped knocked down
- **One-year limited warranty**



Model No.	Dimensions W" x D" x H"	Wt. lbs.	Price /Each
4 SHELVES			
RL803	36 x 18 x 74	64	337.00
RL804	48 x 18 x 74	74	368.00
RL805	60 x 18 x 74	94	403.00
RL806	36 x 24 x 74	78	372.00
RL807	48 x 24 x 74	90	412.00
RL808	60 x 24 x 74	110	460.00
5 SHELVES			
RL809	36 x 18 x 86	68	385.00
RL810	48 x 18 x 86	78	424.00
RL811	60 x 18 x 86	98	466.00
RL812	36 x 24 x 86	82	435.00
RL813	48 x 24 x 86	94	498.00
RL814	60 x 24 x 86	114	551.00



RL803

SECURITY CARTS

- Security carts are ideal for safety storing and transporting of valuable goods
- Open wire construction allows for visibility into the unit so items can be checked at any time
- Double door design that allows for each door to open 270 degrees and can be secured along the side
- Shipped knocked-down



RL408



RL399



Model No	Overall Dimensions				No. of Shelves	Price /Each
	W"	x	D"	x H"		
STATIONARY						
RL399	38.5	x	21.5	x 66 13/16	4	1216.00
RL400	50.5	x	21.5	x 66 13/16	4	1502.00
RL402	38.5	x	21.5	x 66 13/16	5	1280.00
RL403	50.5	x	21.5	x 66 13/16	5	1579.00
MOBILE						
RL408	38.5	x	21.5	x 68 1/2	4	1169.00
RL409	50.5	x	21.5	x 68 1/2	4	1399.00
RL411	38.5	x	21.5	x 68 1/2	5	1249.00
RL412	50.5	x	21.5	x 68 1/2	5	1469.00

COVERS FOR SHELF TRUCKS & CARTS

- Protect contents from dust and other air-borne contaminants
 - Covers deter pilferage and allow units to be loaded prior to transport
 - Available in either uncoated nylon or coated waterproof vinyl, with an aluminum zippered closure
 - Colour: White.
- Please note:** Axll covers are non-returnable



RG460



Nylon Size	Uncoated Model No.	Price /Each	Vinyl Coated Model No.	Price /Each
FOR SHELF TRUCKS AND CARTS 18" WIDE				
36 x 54	RG460	169.00	RG466	286.00
36 x 62	RG461	179.00	RG467	295.00
48 x 54	RG462	189.00	RG468	299.00
48 x 62	RG463	188.00	RG469	309.00
60 x 54	RG464	193.00	RG470	322.00
60 x 62	RG465	194.00	RG471	328.00
FOR SHELF TRUCKS AND CARTS 24" WIDE				
36 x 54	RG472	192.00	RG478	295.00
36 x 62	RG473	199.00	RG479	309.00
48 x 54	RG474	208.00	RG480	348.00
48 x 62	RG475	244.00	RG481	359.00
60 x 54	RG476	277.00	RG482	387.00
60 x 62	RG477	286.00	RG483	399.00

Note: Other colours available.

STAINLESS STEEL STANDARD-DUTY UTILITY CARTS

- Durable dependable and easy to manoeuvre carts with extended handles
- Highly rigid Super Erecta® construction lets you easily adjust shelves at 1" increments
- Weight capacity is 375 lbs.
- Shipped knocked down



RG452



Model No.	Dimensions				No. of Shelves	Wt. lbs.	Price /Each
	W"	x	L"	x H"			
WITH WIRE SHELVES							
RG444	18	x	24	x 39	2	34	549.00
RG445	18	x	30	x 39	2	37	629.00
RG446	18	x	36	x 39	2	39	626.00
RG447	24	x	36	x 39	2	46	739.00
RG448	18	x	24	x 39	3	38	744.00
RG449	18	x	30	x 39	3	42	823.00
RG450	18	x	36	x 39	3	45	823.00
RG451	24	x	36	x 39	3	57	989.00
WITH SOLID SHELVES							
RG452	18	x	24	x 39	2	40	595.00
RG453	18	x	30	x 39	2	45	673.00
RG454	18	x	36	x 39	2	48	679.00
RG455	24	x	36	x 39	2	60	769.00
RG456	18	x	24	x 39	3	48	795.00
RG457	18	x	30	x 39	3	53	878.00
RG458	18	x	36	x 39	3	59	878.00
RG459	24	x	36	x 39	3	74	1019.00

Note: 18" wide carts have 4" light duty swivel casters and 24" wide carts have 5" light duty swivel casters.

HEAVY-DUTY UTILITY CARTS

- Carts consist of two or three wire shelves with plastic split sleeves, two one-piece handles and donut bumpers
- Available with 5" resilient rubber casters or 5" poly casters



MB515



Chromate Model No.	Shelf Size W" x L"	No. of Shelves	Wt. lbs.	Price /Each
WITH POLY CASTERS (WEIGHT CAPACITY: 900 LBS.)				
MB515	18 x 36	2	41	359.00
MB533	18 x 36	3	51	409.00
MB525	24 x 36	2	49	389.00
MB543	24 x 36	3	63	459.00
MB529	24 x 48	2	55	414.00
MB547	24 x 48	3	71	495.00
MB531	24 x 60	2	65	443.00
MB549	24 x 60	3	71	538.00

WIRE SHELVING

STAINLESS STEEL SOLID RIVET SHELVING

- High quality stainless steel solid shelving made of type 304 stainless steel construction with brushed finish
- 18-gauge thick shelves adjustable in 1 1/2" increments
- Two-piece corner posts design includes plastic connectors
- **Includes:** Five adjustable shelves with a capacity of 600 lbs. per shelf
- Shipped knocked down, easy assembly

Model No.	Mfg. No.	Dimensions				Cap lbs. /Shelf	Price /Each
		W"	x	D"	x H"		
RL853	LWSS-1836	36	x	18	x 72	600	1069.00
RL854	LWSS-1848	48	x	18	x 72	600	1329.00
RL855	LWSS-2436	36	x	24	x 72	600	1295.00
RL856	LWSS-2448	48	x	24	x 72	600	1487.00



WELDED FRAME TIRE RACKS

- Ideal solution for all sizes of tires
- No nuts or bolts required for assembly
- Shelves can be loaded and are accessible from both the front and the back
- Easily adjustable on 2" increments
- Consists of 2 welded frames and 3 pairs of 2" front mount step beams


RN068



Model No	Rack Type	Tire Capacity	Dimensions				Wt. lbs.	Price /Each
			W"	x	D"	x H"		
RN068	Starter	21	60	x	18	x 72	111	302.00
RN069	Starter	27	72	x	18	x 72	123	332.00
RN070	Starter	36	96	x	18	x 72	147	377.00
RN071	Add-on	21	60	x	18	x 72	90	241.00
RN072	Add-on	27	72	x	18	x 72	102	272.00
RN073	Add-on	36	96	x	18	x 72	126	312.00

E-Z GLIDE ROLL-OUT SHELVING

- Designed for heavy-duty loading and easy retrieval of hard-to-handle items
- Stores up to 2000 lbs. per shelf (evenly distributed)
- Every shelf extends 100%
- Adjustable shelf height based on 2" centres
- 3-shelf models available on the 84 1/2" H units
- Shipped knocked down



Starter & Add-on




Starter

Shelf Size"	Overall Height"	No. of shelves	Starter Model No.	Wt. lbs.	Price /Each	Add-on Model No.	Wt. lbs.	Price /Each	Additional Shelves	Wt. lbs.	Price /Each
36 x 36	62 1/2	3	RK064	911	8891.00	RK073	831	8688.00	RK082	210	2437.00
48 x 36	62 1/2	3	RK065	1053	9379.00	RK074	973	8846.00	RK083	248	2523.00
48 x 48	62 1/2	3	RK066	1260	10159.00	RK075	1174	9188.00	RK084	303	2751.00
36 x 36	72 1/2	3	RK067	932	8894.00	RK076	842	8358.00	RK082	210	2437.00
48 x 36	72 1/2	3	RK068	1074	9383.00	RK077	984	8847.00	RK083	248	2523.00
48 x 48	72 1/2	3	RK069	1281	10162.00	RK078	1185	9622.00	RK084	303	2751.00
36 x 36	84 1/2	4	RK070	1166	11379.00	RK079	1063	11187.00	RK082	210	2437.00
48 x 36	84 1/2	4	RK071	1348	12052.00	RK080	1245	11427.00	RK083	248	2523.00
48 x 48	84 1/2	4	RK072	1510	13088.00	RK081	1501	12450.00	RK084	303	2751.00

HEAVY-DUTY REEL RACKS

- Ideal for storing or dispensing wire, rope, chain and hose
- Provides quick and uncluttered access to reels
- 24" maximum reel dimension
- Comes standard with four sets of rack axle brackets, adjustable on 2" centers, that accept axels up to 2" diameter
- Capacity: 2000 lbs. per level with 10 000-lb. maximum capacity per rack
- **Axels (support rods for wire spools) and wire spools are not included**



ACCESSORIES

Model No.	Description	Wt. lbs.	Price /Each
MK968	Extra Set of Axle Brackets	7	195.00

Recommended that unit be secured to floor for stability (Anchors not included).

Model No.	Unit Type	Dimensions				Wt. lbs.	Price /Each
		W"	x	D"	x H"		
MK944	Starter	24	x	24	x 96	236	1791.00
MK956	Add-on	24	x	24	x 96	149	1290.00
MK946	Starter	36	x	24	x 96	252	1833.00
MK958	Add-on	36	x	24	x 96	165	1329.00
MK948	Starter	48	x	24	x 96	268	1883.00
MK960	Add-on	48	x	24	x 96	181	1377.00
MK945	Starter	24	x	36	x 96	254	1804.00
MK957	Add-on	24	x	36	x 96	158	1297.00
MK947	Starter	36	x	36	x 96	270	1846.00
MK959	Add-on	36	x	36	x 96	174	1335.00
MK949	Starter	48	x	36	x 96	286	1897.00
MK961	Add-on	48	x	36	x 96	190	1382.00
MK950	Starter	24	x	24	x 120	269	1490.00
MK962	Add-on	24	x	24	x 120	165	1153.00
MK951	Starter	36	x	24	x 120	285	1639.00
MK963	Add-on	36	x	24	x 120	181	1239.00
MK952	Starter	48	x	24	x 120	301	1689.00
MK964	Add-on	48	x	24	x 120	197	1345.00
MK953	Starter	24	x	36	x 120	344	1895.00
MK965	Add-on	24	x	36	x 120	175	1420.00
MK954	Starter	36	x	36	x 120	248	1950.00
MK966	Add-on	36	x	36	x 120	191	1463.00
MK955	Starter	48	x	36	x 120	321	1999.00
MK967	Add-on	48	x	36	x 120	207	1514.00

PIPE FITTINGS

There are many variations of fittings to suit a wide range of applications, providing the versatility to achieve any structural configuration. Kee Klamp® fittings are galvanized malleable iron castings designed to suit eight sizes of tube. A standard hex key and tube cutters are the only tools required to create strong, rigid structures. Recessed set screws, tightened by the hex key, firmly lock the tube into the fitting. The set screw is manufactured in case hardened steel and is coated to protect against corrosion.



KEE KLAMP®

- Simple method of constructing tubular structures
- Cost effective alternative to welding
- Galvanized to resist corrosion



SHORT TEES

Model No.	Pipe O.D."	Price /Each
RK597	1.05	10.70
RK598	1.315	12.60
RK599	1.66	17.70
RK600	1.90	20.40
RK601	2.375	38.40



LONG TEES

Model No.	Pipe O.D."	Price /Each
RK602	1.05	20.10
RK603	1.315	19.10
RK604	1.66	30.00
RK605	1.90	33.10
RK606	2.375	53.10



SIDE OUTLET TEES

Model No.	Pipe O.D."	Price /Each
RK607	1.05	15.90
RK608	1.315	16.40
RK609	1.66	23.90
RK610	1.90	27.20
RK611	2.375	50.50



TWO SOCKET CROSSES

Model No.	Pipe O.D."	Price /Each
RK612	1.05	16.70
RK613	1.315	19.10
RK614	1.66	23.10
RK615	1.90	30.50
RK616	2.375	51.60



90° ELBOWS

Model No.	Pipe O.D."	Price /Each
RK617	1.05	14.60
RK618	1.315	15.60
RK619	1.66	20.60
RK620	1.90	26.90
RK621	2.375	43.90



ANGLE CROSSES

Model No.	Pipe O.D."	Price /Each
N/A	1.05	-
RK622	1.315	12.60
RK623	1.66	17.70
N/A	1.90	-
N/A	2.375	-



ANGLE TEES

Model No.	Pipe O.D."	Price /Each
N/A	1.05	-
RK625	1.315	58.20
RK626	1.66	66.00
RK627	1.90	75.60
N/A	2.375	-



3 WAY 90° ELBOWS

Model No.	Pipe O.D."	Price /Each
RK628	1.05	21.60
RK629	1.315	21.10
RK630	1.66	30.60
RK631	1.90	37.90
N/A	2.375	-



ADJUSTABLE SHORT TEES

Model No.	Pipe O.D."	Price /Each
N/A	1.05	-
RK632	1.315	19.80
RK633	1.66	26.60
RK634	1.90	30.10
N/A	2.375	-



ADJUSTABLE TWO SOCKET CROSSES

Model No.	Pipe O.D."	Price /Each
N/A	1.05	-
RK635	1.315	32.00
RK636	1.66	42.50
RK637	1.90	48.60
N/A	2.375	-



BASE FLANGES

Model No.	Pipe O.D."	Price /Each
RK638	1.05	12.60
RK639	1.315	13.60
RK640	1.66	19.00
RK641	1.90	24.40
RK642	2.375	34.40



RAILING BASE FLANGES

Model No.	Pipe O.D."	Price /Each
RK643	1.05	23.60
RK644	1.315	23.50
RK645	1.66	27.10
RK646	1.90	35.00
RK647	2.375	48.00



PLASTIC END PLUGS

Model No.	Pipe O.D."	Price /Each
RA179	1.05	0.91
RA180	1.315	1.09
RA181	1.66	1.36
RA182	1.90	1.43
RA183	2.375	1.77



GROUND SOCKETS

Model No.	Pipe O.D."	Price /Each
N/A	1.05	-
RK648	1.315	12.60
RK649	1.66	17.70
RK650	1.90	20.40
N/A	2.375	-



CLAMP-ON TEES

Model No.	Pipe O.D."	Price /Each
RK651	1.05	28.70
RK652	1.315	30.10
RK653	1.66	35.70
RK654	1.90	41.80
N/A	2.375	-



GATE EYES

Model No.	Pipe O.D."	Price /Each
RK655	1.05	11.80
RK656	1.315	12.30
RK657	1.66	13.80
RK658	1.90	15.30
N/A	2.375	-

BARRIERS & PARTITIONS

PIPE FITTINGS

GATE HINGES



Model No.	Pipe O.D."	Price /Each
RK659	1.05	13.10
RK660	1.315	14.00
RK661	1.66	15.80
RK662	1.90	17.30
N/A	2.375	-

HANDRAIL BRACKETS



Model No.	Pipe O.D."	Price /Each
RK663	1.05	17.60
RK664	1.315	17.10
RK665	1.66	22.70
RK666	1.90	28.30
N/A	2.375	-

VERTICAL RAILING SUPPORTS



Model No.	Pipe O.D."	Price /Each
N/A	1.05	-
RK667	1.315	39.90
RK668	1.66	52.10
RK669	1.90	20.40
N/A	2.375	-

HORIZONTAL RAILING SUPPORTS



Model No.	Pipe O.D."	Price /Each
N/A	1.05	-
RK670	1.315	39.00
N/A	1.66	-
N/A	1.90	-
N/A	2.375	-

SIDE PALM FIXINGS



Model No.	Pipe O.D."	Price /Each
N/A	1.05	-
RK671	1.315	27.10
RK672	1.66	27.70
RK673	1.90	30.90
N/A	2.375	-

INTERNAL SWIVEL TEES



Model No.	Pipe O.D."	Price /Each
N/A	1.05	-
RK674	1.315	21.70
RK675	1.66	30.30
RK676	1.90	39.00
N/A	2.375	-

SHORT SWIVEL TEES



Model No.	Pipe O.D."	Price /Each
RK677	1.05	32.50
RK678	1.315	35.50
RK679	1.66	45.50
RK680	1.90	45.90
N/A	2.375	-

SLEEVE JOINTS



Model No.	Pipe O.D."	Price /Each
RK681	1.05	14.00
RK682	1.315	14.20
RK683	1.66	19.20
RK684	1.90	22.00
RK685	2.375	30.70

INTERNAL JOINTS



Model No.	Pipe O.D."	Price /Each
N/A	1.05	-
RK686	1.315	15.20
RK687	1.66	20.40
RK688	1.90	29.70
N/A	2.375	-

4-WAY CROSSES



Model No.	Pipe O.D."	Price /Each
RK689	1.05	30.70
RK690	1.315	36.10
RK691	1.66	51.40
RK692	1.90	59.60
N/A	2.375	-

CLAMP-ON CROSSOVERS



Model No.	Pipe O.D."	Price /Each
RK693	1.05	10.80
RK694	1.315	12.60
RK695	1.66	20.20
RK696	1.90	22.20
N/A	2.375	-

90° CROSSOVERS



Model No.	Pipe O.D."	Price /Each
RK697	1.05	17.90
RK698	1.315	15.00
RK699	1.66	20.90
RK700	1.90	24.50
RK701	2.375	36.80

TEE/CROSSOVER COMBINATIONS



Model No.	Pipe O.D."	Price /Each
RK702	1.05	20.40
RK703	1.315	20.30
RK704	1.66	25.30
RK705	1.90	39.40
RK706	2.375	58.90

DOUBLE SWIVELS



Model No.	Pipe O.D."	Price /Each
RK707	1.05	47.20
RK709	1.315	47.90
RK711	1.66	53.10
RK713	1.90	59.60
RK715	2.375	114.00

MALE DOUBLE SWIVELS



Model No.	Pipe O.D."	Price /Each
RK708	1.05	21.40
RK710	1.315	21.80
RK712	1.66	21.80
RK714	1.90	22.30
RK716	2.375	32.90

MALE CORNER SWIVELS



Model No.	Pipe O.D."	Price /Each
N/A	1.05	-
RK718	1.315	23.50
RK720	1.66	26.70
RK722	1.90	26.10
N/A	2.375	-

CORNER SWIVELS



Model No.	Pipe O.D."	Price /Each
N/A	1.05	-
RK717	1.315	47.30
RK719	1.66	57.80
RK721	1.90	63.40
N/A	2.375	-

BASE PLATES



Model No.	Pipe O.D."	Price /Each
RK728	1.05	16.70
N/A	1.315	-
N/A	1.66	-
N/A	1.90	-
N/A	2.375	-

SWIVEL BASES




Model No.	Pipe O.D."	Price /Each
RK723	1.05	29.60
RK724	1.315	30.10
RK725	1.66	32.20
RK726	1.90	35.30
RK727	2.375	56.70

MESH PANEL CLIPS



Model No.	Pipe O.D."	Price /Each
RK729	1.05	4.81
RK730	1.315	4.81
RK731	1.66	5.59
RK732	1.90	5.59
N/A	2.375	-

PIPE FITTINGS



SINGLE SWIVEL SOCKETS

Model No.	Pipe O.D."	Price /Each
RK739	1.05	11.30
RK742	1.315	11.40
RK745	1.66	14.10
RK748	1.90	14.50
RK751	2.375	26.60



FEMALE SWIVEL SOCKETS

Model No.	Pipe O.D."	Price /Each
RK738	1.05	11.70
RK741	1.315	11.80
RK744	1.66	15.10
RK747	1.90	18.00
RK750	2.375	39.40



SINGLE SWIVEL COMBINATIONS

Model No.	Pipe O.D."	Price /Each
RK737	1.05	23.50
RK740	1.315	24.10
RK743	1.66	28.70
RK746	1.90	33.00
RK749	2.375	66.70



OUTLET TEES

Model No.	Pipe O.D."	Price /Each
RK752	1.05	19.80
RK753	1.315	23.30
RK754	1.66	34.00
RK755	1.90	36.80
RK756	2.375	77.40



LOCKING COLLARS

Model No.	Pipe O.D."	Price /Each
RK757	1.05	8.14
RK758	1.315	9.38
RK759	1.66	12.20
RK760	1.90	11.20
N/A	2.375	-



HOOKS

Model No.	Pipe O.D."	Price /Each
N/A	1.05	-
RK761	1.315	9.86
RK821	1.66	13.50
RK763	1.90	14.40
N/A	2.375	-



EAVES FITTINGS

Model No.	Pipe O.D."	Price /Each
N/A	1.05	-
N/A	1.315	-
N/A	1.66	-
RA301	1.90	47.40
N/A	2.375	-



RIDGE FITTINGS

Model No.	Pipe O.D."	Price /Each
N/A	1.05	-
N/A	1.315	-
N/A	1.66	-
RA302	1.90	40.40
N/A	2.375	-



WEATHER CAPS

Model No.	Pipe O.D."	Price /Each
N/A	1.05	-
RK766	1.315	35.90
RK767	1.66	39.60
RK768	1.90	45.60
N/A	2.375	-



ADJUSTABLE FIXING BRACKETS

Model No.	Pipe O.D."	Price /Each
N/A	1.05	-
N/A	1.315	-
N/A	1.66	-
RK817	1.90	15.30
N/A	2.375	-

TOOLS

Model No.	Description	Price /Each
TX413	T-Handle hex key for 1.05", 1.315" and 1.66" pipes	9.12
TX414	T-Handle hex key for 1.90" and 2.375" pipes	13.90



PIPES

Build an unlimited array of strong rigid structures combining standard black iron (unthreaded) pipe or galvanized (threaded - on one side) pipe (**schedule 40**), with any combination of corresponding sized Kee Klamp® fittings. Pipe sizes are available from 1.05" to 2.375" (outside diameter). Standard pipe length is 21 ft., with cut lengths available upon request. A cutting charge will be added per cut length of piping.

Call for pricing.

Pipe O.D."	Pipe I.D."	Pipe Length'	Black Iron Model No.	Galvanized Iron Model No.
1.05	0.75	21	RA109	RA110
1.215	1	21	RA111	RA112
1.66	1.25	21	RA113	RA114
1.90	1.5	21	RA115	RA116
2.375	2	21	RA117	RA118

Model No. RG259 Cutting charge per cut length
Price/Each \$5.28



BARRIERS & PARTITIONS

GALVANIZED FOLDING SECURITY GATES

- Secure outside access during the day and add security at night with heavy-duty, 14-gauge steel folding gates
- Constructed of galvanized steel U channels riveted using aircraft quality rivets for durability
- With double folding gates center drop pin rests in your pre-drilled holes to secure gate when extended
- Locks can be located on right or left side of single gates
- Durable 2" steel zinc-plated and welded to the frame, rubber casters that fully retract when not in use
- Installation hardware included



Note: Middle drop pin not included for models with a useable width of 7' and below

SINGLE FOLDING GATES



Lock on Left Model No.	Lock on Right Model No.	Usable Width'	Height Collapsed'	Height Expanded'	Wt. lbs.	Price /Each
KA035	KA036	3 to 4	6.5	6	69	362.00
KA037	KA038	3 to 4	7	6.5	73	400.00
KA039	KA040	3 to 4	7.5	7	77	439.00
KA041	KA042	3 to 4	8	7.5	80	477.00
KA043	KA044	3 to 4	8.5	8	84	496.00
KA045	KA046	4 to 5	6.5	6	73	408.00
KA047	KA048	4 to 5	7	6.5	74	450.00
KA049	KA050	4 to 5	7.5	7	78	494.00
KA051	KA052	4 to 5	8	7.5	80	532.00
KA053	KA054	4 to 5	8.5	8	82	554.00
KA055	KA056	5 to 6	6.5	6	76	450.00
KA057	KA058	5 to 6	7	6.5	79	494.00
KA059	KA060	5 to 6	7.5	7	81	532.00
KA061	KA062	5 to 6	8	7.5	84	574.00
KA063	KA064	5 to 6	8.5	8	86	593.00
KA065	KA066	6 to 7	6.5	6	82	458.00
KA067	KA068	6 to 7	7	6.5	85	496.00
KA069	KA070	6 to 7	7.5	7	87	534.00
KA071	KA072	6 to 7	8	7.5	90	570.00
KA073	KA074	6 to 7	8.5	8	92	592.00
KA075	KA076	7 to 8	6.5	6	88	554.00
KA077	KA078	7 to 8	7	6.5	92	593.00
KA079	KA080	7 to 8	7.5	7	96	635.00
KA081	KA082	7 to 8	8	7.5	99	676.00
KA083	KA084	7 to 8	8.5	8	104	716.00
KA085	KA086	8 to 9	7	6.5	102	667.00
KA087	KA088	8 to 9	7.5	7	104	706.00
KA089	KA090	8 to 9	8	7.5	106	742.00
KA031	KA032	9 to 10	7	6.5	109	686.00
KA033	KA034	9 to 10	8	7.5	112	764.00

DOUBLE FOLDING GATES

Model No.	Usable Width'	Height Collapsed'	Height Expanded'	Wt. lbs.	Price /Each
KA026	6 to 8	6.5	6	120	676.00
KA027	6 to 8	7	6.5	124	737.00
KA028	6 to 8	7.5	7	129	759.00
KA029	6 to 8	8	7.5	134	799.00
KA030	6 to 8	8.5	8	139	821.00
KA001	8 to 10	6.5	6	144	667.00
KA002	8 to 10	7	6.5	148	706.00
KA003	8 to 10	7.5	7	153	742.00
KA004	8 to 10	8	7.5	158	782.00
KA005	8 to 10	8.5	8	162	820.00
KA006	10 to 12	6.5	6	168	715.00
KA007	10 to 12	7	6.5	172	764.00
KA008	10 to 12	7.5	7	177	800.00
KA009	10 to 12	8	7.5	182	876.00
KA010	10 to 12	8.5	8	187	914.00
KA011	12 to 14	6.5	6	180	820.00
KA012	12 to 14	7	6.5	184	858.00
KA013	12 to 14	7.5	7	189	904.00
KA014	12 to 14	8	7.5	196	953.00
KA015	12 to 14	8.5	8	199	999.00
KA016	14 to 16	6.5	6	192	933.00
KA017	14 to 16	7	6.5	196	971.00
KA018	14 to 16	7.5	7	199	1028.00
KA019	14 to 16	8	7.5	201	1107.00
KA020	14 to 16	8.5	8	206	1200.00
KA021	16 to 18	7	6.5	204	1162.00
KA022	16 to 18	7.5	7	208	1259.00
KA023	16 to 18	8	7.5	211	1316.00
KA024	18 to 20	7	6.5	216	1316.00
KA025	18 to 20	8	7.5	230	1506.00

HEAVY-DUTY DOOR GATES

- Folding door gates can be installed in any doorway up to 48" wide inside or outside the jamb
- Gates pivot on a hinge so that they can open in or out, just like a door
- All folding door gates come with a locking bar that when padlocked provides maximum security
- Frame is constructed from 1 1/2" x 1 1/2", 12-gauge angle iron, zinc-plated
- Channel constructed from 3/8" x 3/4", 14-gauge steel
- Installation hardware not included



Model No.	Usable Width'	Collapsed Height'	Expanded Height'	Wt. lbs.	Price /Each
KH873	4	6.08	5.8	44	275.00
KH874	4	6.6	6.3	49	287.00
KH875	4	6.75	6.5	50	292.00

STOREFRONT WINDOW GATES

- Retail store front security gates provides the highest quality loss prevention and security solutions
- Frame constructed from 1 1/2" x 1 1/2", 12-gauge angle iron, zinc-plated
- Channel constructed from 3/8" x 3/4", 14-gauge galvanized steel
- For added security, add an H bracket to each gate




Model No.	Height Collapsed'	Height Expanded'	Width'	Wt. lbs.	Price /Each
SINGLE GATES					
KH876	6.4	6	3	64	736.00
KH877	6.4	6	6	76	1214.00
KH878	6.4	6	9	98	1821.00
DOUBLE GATES					
KH879	6.4	6	10	124	1960.00
KH880	6.4	6	12	136	2183.00
KH881	6.4	6	16	172	2872.00
KH882	6.4	6	18	196	3340.00
OPTIONS					
KH883	H bracket for single gate	-	-	2.5	76.20
KH884	H bracket for double gate	-	-	2.5	152.00

CUSTOM SIZES AVAILABLE. CONTACT US TODAY!

EXTRA HEAVY-DUTY FOLDING TRACK GATES

- Extra heavy-duty folding track gates provide access control and front-line security
- While locked they provide one of the strongest physical barrier to potential would-be intruders
- While closed or stacked, these gates slide discretely out of the way or completely hide-away within cabinets
- Main vertical channel is constructed from 1 7/8" x 1 3/8", 11-gauge galvanized steel
- Shear and intermediate vertical is constructed from 3/16" thick x 5/8" wide galvanized steel
- Installation hardware not included



Model No.	Height'	Width'	Wt. lbs.	Price /Each
KH990	7.6	8	334	2466.00
KH991	7.6	10	418	3084.00
KH992	7.6	12	502	3951.00

PORTABLE EXPANDING GATES

- Great for many applications: Blocking equipment, personnel and entrances
- Gates expand and lock to close off any opening
- When not in use, simply fold up, roll away and store
- Purchase optional add-on section to create larger barriers

Model No.	Collapsed		Expanded		Wt. lbs.	Price /Each
	Width"	Height"	Width"	Height"		
KA091	78	79.5	144	73.5	144	1454.00
KA126	Add-on section 6' long when expanded		72	-	-	840.00



CUSTOM SIZES AVAILABLE. CONTACT US TODAY!

EXPANDABLE BARRIERS

- Steel and aluminum construction
- Collapsible design allows for easy storage when not in use
- Lightweight and free standing for easy setup when needed
- Side hook allows multiple units to be used together
- Expanded width: 10'
- Height: 37"
- Weight: 20 lbs.
- Colour: Black and yellow
- Optional caster kit: **SDK991**



Model No. **SDK990**
Price/Each \$455.00

PORTABLE INTERLOCKING BARRIERS

- Ideal for directing people in areas where crowd control is required
- Rugged welded steel construction
- Feet are removable so railing will lay flat for shipping and storage
- Includes connectors to attach multiple units together
- Overall size is 102" L x 40" H
- Distance between vertical bars: 7"
- Rail diameter: 1 5/8"
- Weight: 56 lbs.




Model No.	Description	Price /Each
SEE395	Galvanized Finish	172.00
SEE396	Safety Yellow Finish	195.00

PORTABLE STRUCTURES & ENCLOSURES

SELF-CLOSING SAFETY SWING GATES

- Suitable to use at any access point on a mezzanine or any fixed ladders
- Standard universal hinge assembly is versatile, fitting various railing types up to 2" O.D. or flat surface mounting
- Each gate has a 3 3/4" adjustment of gate width from nominal size
- Includes two stainless steel torsion spring self-closing mechanisms
- Economical, reliable, ships fully assembled and installs in minutes



POWDER COAT SAFETY YELLOW

Model No.	Dimensions of Opening"	Price /Each
ML349	16 3/4 - 20 1/2	435.00
ML350	19 3/4 - 23 1/2	441.00
ML351	22 3/4 - 26 1/2	440.00
ML352	25 3/4 - 29 1/2	446.00
ML353	28 3/4 - 32 1/2	452.00
ML354	31 3/4 - 35 1/2	457.00
ML355	34 3/4 - 38 1/2	462.00

HOT-DIP GALVANIZED

Model No.	Dimensions of Opening"	Price /Each
ML376	16 3/4 - 20 1/2	435.00
ML377	19 3/4 - 23 1/2	441.00
ML378	22 3/4 - 26 1/2	446.00
ML379	25 3/4 - 29 1/2	450.00
ML380	28 3/4 - 32 1/2	456.00
ML381	31 3/4 - 35 1/2	461.00
ML382	34 3/4 - 38 1/2	468.00


Note: All models are available in stainless steel.

INDUSTRIAL SAFETY GUARDRAILS

- Modular design of barrier guards allows you to design a system that meets specific equipment and property safeguarding needs
- 13-gauge steel rails offer enough strength to withstand a 10 000-lb load from breaking through at 4 mph when properly installed
- Posts are available in single and double height and are 5" x 5" with 10" x 10" base plates
- Single posts are 17" high and double are 44" high, rails are 12" high
- Powder coat safety yellow finish for durability and visibility
- All necessary installation hardware included except for anchors



F.O.B. TERREBONNE, QC



RAILS

Model No.	Guardrail Height"	Nominal Length"	Wt. lbs.	Price /Each
KH833	12	24	18	79.90
KH832	12	36	24	104.00
KH831	12	48	30	114.00
KH830	12	60	37	139.00
KH829	12	72	43	145.00
KH828	12	84	50	159.00
KH827	12	96	58	169.00
KH826	12	108	64	189.00
KH825	12	120	70	199.00

POSTS

Model No.	Description	Wt. lbs.	Price /Each
KH834	Modular Guardrail Post Single 17" Height	35	109.00
KH835	Modular Guardrail Post Double 44" Height	60	179.00

PALLET RACK BACK GUARDS

Back guards help prevent accidents by keeping pallets and their contents from falling off the back of the rack. These guards increase safety where pedestrian pathways are behind the rack.

- Constructed using a 10-gauge frame, and 2" x 2", 10-gauge wire mesh with stiffeners
- Available in a variety of sizes to fit most pallet rack configurations
- Guard brackets are designed to fit almost any style of rack
- Durable safety yellow finish
- Hardware not included

KD131



ML231



Create a pallet rack back guard designed for your application

1. Choose one or a combination of back guard panels to create the required width and length

Model No.	Dimensions'	Weight lbs.	Price /Each
KH926	1 x 4	10	59.30
KH914	2 x 4	12	70.35
KH930	3 x 4	20	96.60
KD130	4 x 4	23	97.85
KD131	8 x 4	45	130.00

2. Choose a mounting bracket that provides the required depth
 - Minimum of four brackets required

Model No.	Dimensions"	Weight lbs.	Price /Each
ML231	4 x 6	2	11.60
ML232	4 x 9	2	13.85
ML233	4 x 12	3	13.85

3. Hardware required

For each additional panel, add: 2 x **MMB721** and 2 x **MMH254**
 For each mounting bracket, add: 3 x **MMP624** and 3 x **MMB721**

RACKING AISLE PROTECTORS

- Prevent collision damage to shelving/racking from fork lifts, pallet trucks or other in-plant vehicle accidents
- Corner wraps are 12" high with an angle of 5" H x 3" W x 1/4" D with holes for anchoring to the floor
- Protectors can be customized to any other lengths and/or depths required
- Floor anchors not included • Overall Width: 3"
- Overall Height: 12" • Colour: Safety Yellow
- Material: Steel • All welded construction

Model No.	Description	Overall Length"	Fits Racking Uprights	Price /Each
RN059	Single Wrap - Left	46-1/2	42" W	150.00
RN060	Single Wrap - Right	46-1/2	42" W	150.00
RN061	Single Wrap - Left	52-1/2	48" W	159.00
RN062	Single Wrap - Right	52-1/2	48" W	159.00
RN063	Double Wrap	50-1/4	42" W	230.00
RN064	Double Wrap	56-1/4	48" W	258.00


RN063




PORTABLE STRUCTURES & ENCLOSURES

PERIMETER GUARDS

- Create your own barrier guards with two styles to choose from: 2" x 2" welded wire mesh or 2" square tube
- Both feature a unique 49 1/2" overall height, and are easily installed
- Posts are constructed of 2" square tube with 5/16" base plate with holes for anchoring to floor
- Hardware to attach add-on sections is included
- Safety yellow or Kleton blue finish



Mesh style



Tubular style perimeter guards

MESH STYLE KITS

Description	Dimensions W" x H"	Wt. lbs.	Blue Model No.	Price /Each	Yellow Model No.	Price /Each
Starter Section	48 x 48	46	KH945	179.00	RL848	253.00
Add-On Section	48 x 48	34	KH946	135.00	RL849	200.00
Starter Section	96 x 48	65	KH947	218.00	RL850	301.00
Add-On Section	96 x 48	53	KH948	172.00	RL851	249.00

Note: Includes assembly fasteners, floor anchors and post caps

MESH STYLE INDIVIDUAL COMPONENTS

Description	Dimensions W x H	Wt. lbs.	Blue Model No.	Price /Each	Yellow Model No.	Price /Each
Mesh Panel	4' x 4'	20	KD036	88.30	KD130	97.85
Mesh Panel	8' x 4'	39	KD037	125.00	KD131	130.00
Post Universal	49 1/2" H	13	KH861	41.85	KD129	43.70
Post Universal	99" H	22	KD053	56.50	KH860	59.25

HARDWARE REQUIRED

Model No.	Description	Price /Each
KD001	Floor Anchors (Two per Post)	0.55
MMH262	5/16" x 3" Carriage Bolt (Four per Frame)	0.25
MMB721	5/16" Hex Nut (One Nut for Each MLK389)	0.04
KD116	Post Caps (One per Post)	1.37

BOLLARDS

- Protect your warehouse equipment, as well as high traffic areas with these heavy-duty steel bollards
- 4" x 4" square tube welded to an 8" x 8" x 1/2" steel base, complete with four 3/4" diameter holes for anchoring to floor
- Safety yellow powder coated finish



Model No.	Height"	Wt. lbs.	Price /Each
KD125	24	30	139.00
KH857	36	40	179.00
KD126	48	50	199.00



UPRIGHT PROTECTOR

- Protects industrial racking from damaging impacts that cause unsafe conditions
- Made from 1/4" thick steel
- 4 pre-drilled holes made for 1/2" anchors (not included)
- Safety yellow powder coated finish



Model No.	W"	O.A. Dimensions x D" x H"	Wt. lbs.	Price /Each
KH858	7	x 7 x 12	12	37.45
RB925	7	x 7 x 18 1/4	15	49.90



TUBULAR STYLE

Model No.	Description	Dimensions W' x H"	Wt. lbs.	Price /Each
KD132	Starter Section	4 x 49 1/2	45	199.00
KD133	Add-On Section *	4 x 49 1/2	32	169.00
KD134	Starter Section	8 x 49 1/2	66	269.00
KD135	Add-On Section *	8 x 49 1/2	53	239.00


*Hardware to attach add-on section is included

HARDWARE REQUIRED

Model No.	Description	Price /Each
KD001	Floor Anchors (2 per post)	0.55
KD116	Post Caps (1 per post)	1.37

SAFETY GUARDS

- Protect your equipment and personnel from accidental damage and injury with these low profile safety guards
- 4" x 4" square tube welded to an 8" x 8" x 1/2" base, complete with four 3/4" diameter holes for anchoring to floor
- Colour: Safety yellow powder coat finish



Model No.	Dimensions W" x H"	Wt. lbs.	Price /Each
KD127	24 x 18	65	269.00
KH855	36 x 18	75	325.00
KD128	48 x 18	85	329.00
KD136	24 x 42	95	359.00
KD856	36 x 42	110	426.00
KD139	48 x 42	115	408.00

FLOOR ANGLE GUARD RAILS

- Floor angle guide rail helps keep traffic away from racking and shelving, walls, storage areas, offices, and other work areas
- The sturdy 5" H x 3" W x 1/4" D angle iron comes with holes to anchor to the floor
- Protectors can be customized to any other lengths and/or depths required
- Floor anchors not included
- Overall Width: 3"
- Overall Height: 5"
- Colour: Safety Yellow
- Material: Steel
- All welded construction



Model No.	Overall Length"	Wt. lbs.	Price /Each
RN065	48	26	70.40
RN066	60	33	82.60
RN067	120	66	164.00

PORTABLE STRUCTURES & ENCLOSURES

COLUMN PROTECTORS

- Protect your building's columns from damaging bumps by moving vehicles
- Octagon configuration for more rebounding ability
- 100% rust proof
- Flexible deflection design - capable of handling a hit from a 7000-lb forklift at 6 mph
- Easy to assemble
- Nylon fasteners (included) for breakaway ability make these extremely versatile
- Protect columns under virtually any condition and temperature down to 0°F
- Colour: Yellow
- Dimensions L x W x H: 22" x 22" x 40"
- Material: Linear low density polyethylene (LLDPE)
- Weight: 42 lbs.



Model No.	Inside Opening"	Opening Shape	Description	Price /Each
RN047	6 x 6	Square	Fits square or round columns up to 6" sq.	399.00
RN048	8 x 8	Square	Fits square or round columns from 6" sq. to 8" sq.	399.00
RN049	9 Dia.	Round	Fits round columns up to 9" sq.	399.00
RN050	10 x 10	Square	Fits square or round columns up to 10" sq.	399.00
RN051	8 x 10	Rectangular	Fits rectangular columns only 8" x 10"	399.00
RN052	12 x 12	Square	Fits square or round columns up to 12" sq.	399.00

COLUMN PROTECTORS

- Affordable protection for warehouse and factory columns and beams
- Absorbs impact from tow motors, minimizing column, fork truck, and personnel damage and injury
- Blown-moulded (HDPE) protectors are resistant to most chemicals
- Feature key-lock to prevent slippage and assist with installation alignment
- Two halves attach with easy-to-install black straps (included)
- No tools required
- Colour: Yellow
- Material: High-density polyethylene (HDPE)



Model No.	Inside Opening"	Dimensions				Wt. lbs.	Price /Each
		L"	x	W"	x H"		
RN041	4-6	13	x	13	x 42	16	209.00
RN040	6 x 6	24	x	24	x 42	40	319.00
RN039	8 x 8	24	x	24	x 42	40	319.00
RN037	10 x 10	24	x	24	x 42	40	319.00
RN038	12 x 12	24	x	24	x 42	40	319.00

CORNER PROTECTORS

- Corner Protectors help prevent damage to walls in areas with forklifts, hand trucks and other warehousing traffic
- These guard high-visibility yellow
- Made with high density polyethylene (HDPE)
- Crack and chipp resist
- Feature unique energy absorbing construction
- Anchors not included
- Can be mounted end to end
- Sold in sets of 2 protectors



Model No.	Dimensions					Wt. lbs.	Price /Set
	L"	x	W"	x	H"		
KH994	10	x	6	x	21	10	104.00
KH995	10	x	6	x	42	20	169.00

WALL PROTECTORS

- Wall Protectors help prevent damage to walls in areas with forklifts, hand trucks and other warehousing traffic
- These guard high-visibility yellow
- Made with high density polyethylene (HDPE)
- Crack and chipp resist
- Feature unique energy absorbing construction
- Anchors not included
- Can be mounted end to end
- Sold in sets of 2 protectors



Model No.	Dimensions					Wt. lbs.	Price /Set
	L"	x	W"	x	H"		
KH996	42	x	2	x	6	8	129.00
KH997	42	x	2	x	10	14	139.00

REMOVABLE ORNAMENTAL STEEL BOLLARDS

- Provides attractive yet functional barrier for vehicle access and parking
- Locks into galvanized steel socket cemented into ground (padlock not included)
- Cover plate on socket protects hole, leaving no protrusion above the surface after removal
- Dimensions: 4 1/2" dia. with 6" diameter rings
- Height: 40"
- Weight: 80 lbs.
- Finish: Powder black coating for durability

Model No. KH820
Price/Each \$400.00



POUR-IN-PLACE STEEL BOLLARDS

- Includes pass-through anchors on the bottom of bollard for securing into concrete
- Allows bollards to be installed permanently by setting them in concrete
- Removable black rubber top cap allows for concrete to be poured into the bollard for increased strength
- Heavy-duty welded construction for durability
- Finish: Safety yellow powder coating for visibility

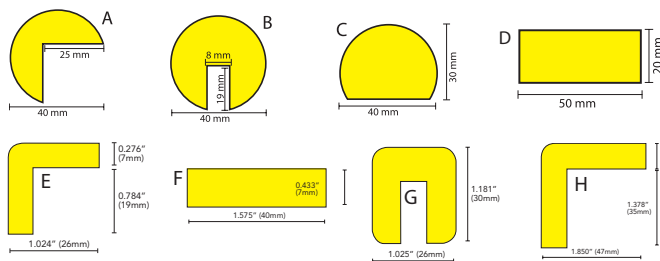


Model No.	Usable Height"	Overall Height"	Outside Diameter"	Wt. lbs.	Price /Each
KH814	25	35.5	5-9/16	44	163.00
KH815	36.5	46.5	5-9/16	59	215.00
KH816	42.5	52.5	5-9/16	73	269.00
KH817	48.5	58.5	5-9/16	88	319.00

SOFT EDGE FLEXIBLE WARNING & PROTECTION SYSTEMS

- Tough, flexible polyurethane foam extrusions reduce the risk of personnel injury at high risk corners
- When applied to machinery, furnishings and walls, Soft Edge prevents impact damages by absorbing even the hardest of impacts
- Highly visible black and yellow markings offer permanent warning in dangerous areas
- Simple "peel-away" adhesive installation on grease-free surfaces
- Excellent temperature range from -40°C to 100°C

Knuffi



Style	1 Metre Model No.	Price /Each	5 Metres Model No.	Price /Each
A	KH866	41.10	KH865	180.00
B*	KH868	39.30	KH867	178.00
C	KH870	40.40	KH869	181.00
D	KH872	49.40	KH871	244.00
E	KH952	39.10	KH953	192.00
F	KH954	38.00	KH955	190.00
G*	KH956	50.30	KH957	251.00
H	KH958	51.50	KH959	257.00

* Does not have peel-away adhesive. Held by pressure fit.

POLYETHYLENE BOLLARD COVERS

- Enhance and protect the appearance of your steel bollards
- Reduce maintenance; avoid scraping and painting each spring
- Constructed of 1/8" UV stable polyethylene for durability
- Easy installation with patented RipperTabs™ included
- Colour: Safety yellow with reflective red tape or high visibility red with white reflective tape, for great visibility day or night
- 5-year warranty against fading and cracking



Yellow Model No.	Red Model No.	Fits Bollard Diameter"	Fits Bollard Length"	Wt. lbs.	Price /Each
KH806	KH836	4.5	52	7	72.80
KH808	KH838	4.5	64	9	80.90
KH809	KH839	6.6	52	8	89.10
KH810	KH840	6.6	60	9	92.90
KH811	KH841	6.6	72	10	101.00

CORNER ACCESSORIES

Makes a neat corner where two foam bumper guards protection profiles meet.



MN379



MN380



MN381



MN382

Knuffi

Model No.	Description	Price /Each
MN379	2 Way - Use with Profile A	33.00
MN380	3 Way - Use with Profile A	35.10
MN381	2 Way - Use with Profile E	30.20
MN382	3 Way - Use with Profile E	32.70
MN383	2 Way - Use with Profile H	36.10
MN384	3 Way - Use with Profile H	38.20

PORTABLE STRUCTURES & ENCLOSURES

Rugged Kleton wire mesh partitions and enclosures provide maximum security at a minimal cost. It is ideal for the storage of tools, valuable inventory, hazardous materials and any area of your plant where restricted access is required.

Wire mesh panels permit full visibility and allow for unrestricted circulation of air, heat and light, providing an ideal storage facility.

- 2" x 2" x 10-gauge wire mesh
- 10-gauge frame (stiffeners included on all applicable sizes)
- Pre-drilled modular components allow for quick and easy installation
- Durable Kleton blue or safety yellow finish (Other colours available)



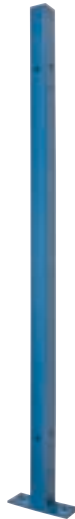
WIRE MESH PARTITION COMPONENTS

Everything necessary to create your own custom enclosure. Fast and easy assembly, multiple sizes available. Please follow these guidelines for determining the components required.

1. UNIVERSAL POSTS

A post must be placed at each end of every panel (or of every stack of panels). Be sure to calculate an extra 2" of overall wall length for each post added. When a post meets an existing wall, add one **KD115** wall bracket for proper support (fasteners are included with **KD115** to mount to post, not to wall).

Universal Posts



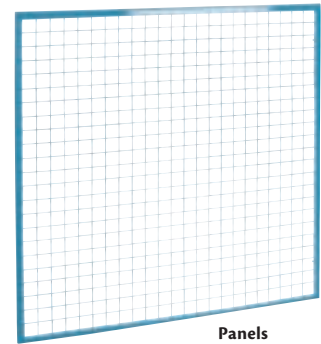
Blue Model No.	Yellow Model No.	Height	Wt. lbs.	Price /Each
KD053	KH860	8' 3"	22	56.50
KD046	KH922	10' 3"	27	84.70
KD050	KH923	12' 3"	32	99.90

2. PANELS

Whenever possible, stacking panels horizontally (one above the other) is more economical than placing them vertically (next to each other) - this is because fewer posts are required for wall support when panels are stacked.

Examples:

- For an 8' high partition, stack two **KD037** (8' x 4') panels horizontally
- For a 10' high partition, stack two **KD037** (8' x 4') and one **KD033** (8' x 2') panel horizontally
- For a 12' high partition, stack three **KD037** (8' x 4') panels horizontally



Panels

Blue Model No.	Yellow Model No.	Frame Dimensions			Wt. lbs.	Price /Each
		W'	x	H'		
KD121	KH926	4	x	1	10	59.90
KD120	KH927	8	x	1	21	79.90
KD030	KH928	2	x	2	10	73.90
KD031	KH929	3	x	2	11	76.90
KD032	KH914	4	x	2	12	69.90
KD033	KH915	8	x	2	31	99.90
KD034	KH916	8	x	3	40	119.00
KD035	KH930	3	x	4	20	99.90
KD036	KD130	4	x	4	23	88.50
KD037	KD131	8	x	4	45	125.00

3. ADJUSTABLE FILLER PANELS

Adjustable filler panels fill in blank spots on the ends of wire mesh partitions to plug up potential security risks. Filler panels come in two sizes: 1' x 4' and 1' x 8' that slide over the ends of existing wire mesh sections. Bolt holes on the filler panels are separated per every inch and allow the filler panel to fill in a space between 6" and 10" wide. The holes line up with holes on the existing panel which are drilled in at the top and bottom to securely fasten the filler panel in two places.

Adjustable Filler Panels



Blue Model No.	Yellow Model No.	Dimensions			Wt. lbs.	Price /Each
		W'	x	H'		
KD119	KH924	4	x	1	5	51.90
KD118	KH925	8	x	1	10	79.90



Safety Yellow

WIRE MESH PARTITION COMPONENTS (CONTINUED)

Everything necessary to create your own custom enclosure. Fast and easy assembly, multiple sizes available. Please follow these guidelines for determining the components required.



CUSTOMIZE IT TO YOUR SPECIFICATIONS.


4. SWING DOORS

HEAVY-DUTY

- Frame constructed with 1 1/4" x 1 1/4" square tube and 1" x 1" angle iron
- All are 7' in height and include a 1' transom for a total of 8' height
- May swing outwards to the left or to the right (except the **KD112** and **KH937** heavy swing door with wicket which swings open to the left only)
- Fasteners are included

STANDARD-DUTY

- Frame constructed with 1 1/4" x 1 1/4" angle iron frame
- All are 7' in height and include a 1' transom for a total of 8' height
- May swing outwards to the left or to the right
- Fasteners are included



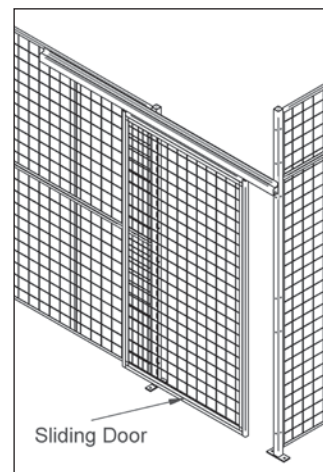
5. SLIDING DOORS

HEAVY-DUTY

- Frame constructed with 1 1/4" x 1 1/4" square tube and 1" x 1" angle iron
- All are 7' 7" in height and require one or more 8' lengths of 5" tall sliding door track, for a total of 8' height
- All sliding doors may slide open to the left or to the right
- To properly mount a sliding door, a post must be located on the side onto which the door slides, at the same distance away from the opening as the doors width

STANDARD-DUTY

- Frame constructed with 1 1/2" x 1 1/2" angle iron frame
- All are 7' 7" in height and require one or more 8' lengths of 5" tall sliding door track, for a total of 8' height
- All sliding doors may slide open to the left or to the right
- To properly mount a sliding door, a post must be located on the side onto which the door slides, at the same distance away from the opening as the doors width



Blue Model No.	Yellow Model No.	Description	Dimensions W' x H'	Wt. lbs.	Price /Each
KD110	KH933	Heavy-Duty Swing Door	3 x 7	65	378.00
KH853	KH934	Standard-Duty Swing Door	3 x 7	54	339.00
KD111	KH935	Heavy-Duty Swing Door	4 x 7	74	395.00
KH854	KH936	Standard-Duty Swing Door	4 x 7	62	345.00
KD112	KH937	Heavy-Duty Swing Door w/Wicket	4 x 7	85	949.00

Blue Model No.	Yellow Model No.	Description	Dimensions W' x H'	Wt. lbs.	Price /Each
KH852	KH938	Standard-Duty Sliding Door	4 x 8	71	209.00
KD106	KH939	Heavy-Duty Sliding Door	4 x 8	85	239.00
KD108	KH940	Heavy-Duty Sliding Door	8 x 8	122	539.00
KD107	KH941	Heavy-Duty Sliding Door	8 x 10	148	949.00

6. HARDWARE REQUIRED

For Each Stacked Panel Add:

- 4 x **MMH254**, 4 x **MMB721** for each 8' stacked panel
- 2 x **MMH254**, 2 x **MMB721** for each stacked panel under 8' long

For Each Post Add:

- 8 x **MMH262**, 8 x **MMB721**, 2 x **KD001** for each **KD053** and **KH860**
- 12 x **MMH262**, 12 x **MMB721**, 2 x **KD001** for each **KD046** and **KH922**
- 12 x **MMH262**, 12 x **MMB721**, 2 x **KD001** for each **KD050** and **KH923**

For Each Sliding Door Add:

- 1 x **KD028**, 1 x **KD029** door track for each **KD106** and **KH852** 4' wide sliding door
- 1 x **KD028**, 2 x **KD029** door track for each **KD108** and **KD107** 8' wide sliding door

Blue Model No.	Yellow Model No.	Description	Wt. lbs.	Price /Each
KD029	KH942	8' Door Track	16	159.00
KD028	KH943	Sliding Door Hardware Kit	6	169.00
KD115	KH944	Wall Bracket Kit	0.1	11.90
MMH254*	-	5/16" x 1" Carriage Bolt	0.01	0.15
MMH262*	-	5/16" x 3" Carriage Bolt	0.01	0.25
MMM966	-	Nut 5/16" Hex	0.01	0.15
KD001	-	3/8" Anchor Bolt	0.01	0.55

* 1 x **MMB721** is required for each **MMH254** and **MMH262**.

PORTABLE STRUCTURES & ENCLOSURES

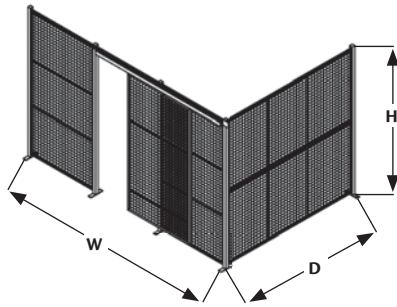
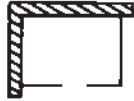
WIRE MESH PARTITION KITS

Rugged Kleton wire mesh partitions and enclosures provide maximum security at low cost for tools, valuable inventory, hazardous materials, and any area of your plant where restricted access is required. Bolt-down posts and reinforced panels provide the strength that your application demands. Standard **STOCK SIZES** include all basic bolt-together hardware required for fast and easy installation of modular wall and roof panels, and a standard 4' x 8' or 8' x 8' sliding door which may be located on any side, opening left-to-right or right-to-left. This system provides the versatility needed to expand or modify your enclosure quickly and at minimum cost. Order an enclosure with a roof for maximum security. **CUSTOM SIZES** can be designed to suit your special application regardless of the size required.

Colour: Kleton blue.

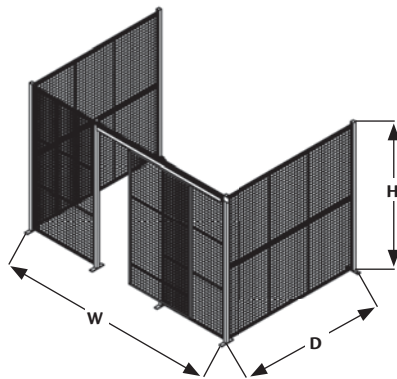


TYPE A - 2 SIDES



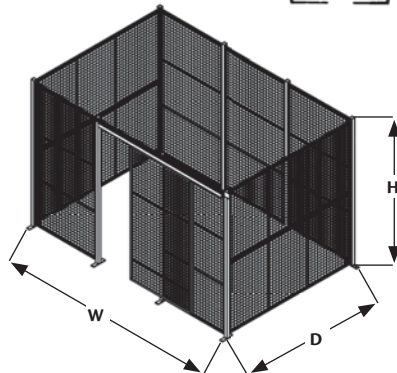
Unit Height	Overall Wall Size		Standard Sliding Door Size		Without Roof			With Roof		
	W	x D	W'	x H'	Model No.	Wt. lbs.	Price /Each	Model No.	Wt. lbs.	Price /Each
8'3"	12'8"	x 8'4"	4	x 8	KD069	417	1172.00	KD070	670	1998.00
8'3"	16'8"	x 12'6"	4	x 8	KD057	535	1469.00	KD058	1009	2885.00
8'3"	24'8"	x 16'6"	8	x 8	KD061	682	2073.00	KD062	1485	4486.00
12'3"	12'8"	x 8'4"	4	x 8	KD067	583	1730.00	KD068	836	2556.00
12'3"	16'8"	x 12'6"	4	x 8	KD055	758	2183.00	KD056	1232	3599.00
12'3"	24'8"	x 16'6"	8	x 8	KD059	977	2895.00	KD060	1780	5307.00

TYPE B - 3 SIDES



Unit Height	Overall Wall Size		Standard Sliding Door Size		Without Roof			With Roof		
	W	x D	W'	x H'	Model No.	Wt. lbs.	Price /Each	Model No.	Wt. lbs.	Price /Each
8'3"	12'8"	x 8'4"	4	x 8	KD085	511	1471.00	KD086	758	2292.00
8'3"	16'8"	x 12'6"	4	x 8	KD073	690	1943.00	KD074	1158	3339.00
8'3"	24'8"	x 16'6"	8	x 8	KD077	878	2667.00	KD078	1677	5030.00
12'3"	12'8"	x 8'4"	4	x 8	KD083	730	2185.00	KD084	977	3007.00
12'3"	16'8"	x 12'6"	4	x 8	KD071	997	2937.00	KD072	1465	4333.00
12'3"	24'8"	x 16'6"	8	x 8	KD075	1273	3804.00	KD076	2072	6166.00

TYPE C - 4 SIDES



Unit Height	Overall Wall Size		Standard Sliding Door Size		Without Roof			With Roof		
	W	x D	W'	x H'	Model No.	Wt. lbs.	Price /Each	Model No.	Wt. lbs.	Price /Each
8'3"	12'8"	x 8'4"	4	x 8	KD101	688	1931.00	KD102	923	2729.00
8'3"	16'8"	x 12'6"	4	x 8	KD089	912	2525.00	KD090	1368	3862.00
8'3"	24'8"	x 16'6"	8	x 8	KD093	1190	3489.00	KD094	1975	5787.00
12'3"	12'8"	x 8'4"	4	x 8	KD099	996	2974.00	KD100	1231	3771.00
12'3"	16'8"	x 12'6"	4	x 8	KD087	1330	3881.00	KD088	1786	5219.00
12'3"	24'8"	x 16'6"	8	x 8	KD091	1740	5060.00	KD092	2525	7357.00

PORTABLE STRUCTURES & ENCLOSURES

- Curtain partitions screen, isolate, enclose and protect any area of any size
- Commonly used in welding and paint shops, but can be used anywhere
- Brackets made of 16-gauge steel and designed for wall or ceiling mount but can be self supported by floor stands
- Large selection of drape material can be utilized with any curtain

DESIGN YOUR OWN CURTAIN

Curtains - Take exact length of area of enclosure and add 10% fullness for proper draping. Then multiply length and height to obtain square footage. Curtains hemmed on top and two sides 2" pocket on bottom side. Brass grommets spaced every 12". Refer to model number for square footage cost of fabric required.

Track - Straight and curved. Straight track available in 5' and 10' lengths. Curved corners are 3' long with 2' radius welded splicer on each end included. When using a curved track, length is increased by 2', e.g. 8' straight track with a curve at each end overall = 12'.

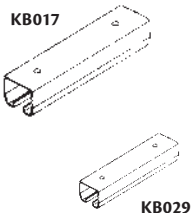
Carriers - Since curtains are made to any length be sure to add one additional carrier to actual length of curtain ordered. For example every 10' of curtain is fabricated with 11 grommets on top side. Therefore 11 carriers are required. A double carrier should be used at the beginning of each curtain. Steel roller carriers are permanently lubricated enclosed bearings.

Clamps - Available for flush ceiling/beam mounting and floor mounting. Clamps can also be used as track splicers. All fasten with supplied Allen bolts. Order sufficient clamps to support track every 5'. When free standing uprights are required, be sure to specify clamps for fastening track on posts **KB032** (Posts are required every 8'). Other custom heights on application.

Note: All posts should be lagged or welded to floor as required.

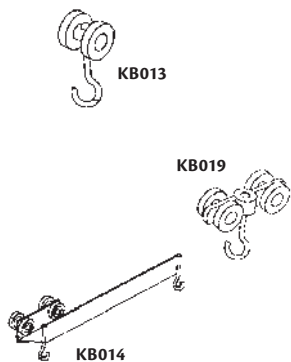
TRACKS

Model No.	Description	Price /Each
KB017	5', 16 ga. Track	29.60
KB016	10', 16 ga. Track	59.10
KB029	Track Splicer	8.13
KB012	End Stop	2.41



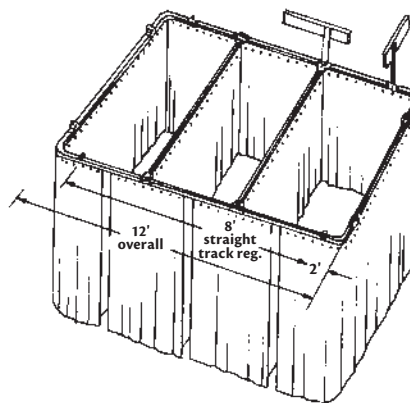
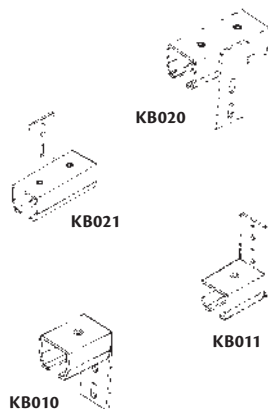
ROLLERS

KB013	Single Nylon Roller 25 lbs., Cap. 2 1/2" Hook	4.13
KB018	Single Steel Roller 75 lbs., Cap. 2 1/2" Hook	11.40
KB019	Double Steel Roller 125 lbs., Cap. 2 1/2" Hook	40.90
KB014	Overlap By-Pass Roller 12" Long x 2 3/4" High	52.90



WALL MOUNTS

KB020	Wall Connector Bracket, Down	11.50
KB021	Wall Connector Bracket, Up	11.50
KB011	End Connector Fastener, Up	10.90
KB010	End Connector Fastener, Down	10.90



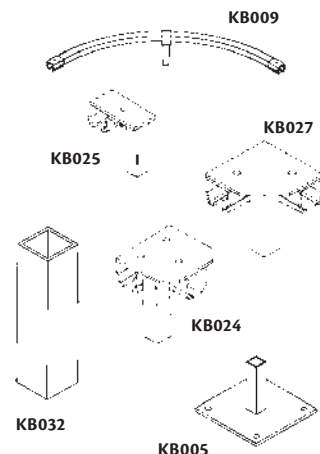
CURTAINS

Model No.	Description	Price /Each
KB040	10 oz./sq.yd., Before Treatment Cotton Duck, Flame Resistant Army Green	3.54/sq.ft.
KB004	14 mil Yellow PVC, Flame Resistant	2.80/sq.ft.
KB003	14 mil Green PVC, Flame Resistant	2.80/sq.ft.
KB038	20 mil Clear PVC, Flame Resistant	3.60/sq.ft.

Note: Other colours are available.

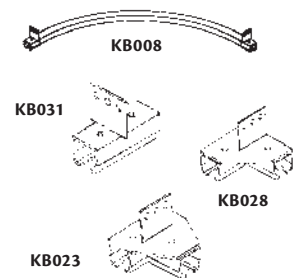
FLOOR MOUNTS

Model No.	Description	Price /Each
KB009	3' 90° Curve Track	159.00
KB025	Track Splicer	55.20
KB027	90° Corner Connector	60.90
KB024	3-Way T-Connector	73.00
KB032	8' Square Post	76.00
KB005	12" x 12" Base	79.30



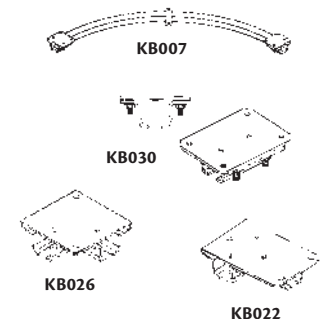
BEAM MOUNTS/SUSPENSION

KB008	3' 90° Curve Track	128.00
KB031	Ceiling Clamp	12.70
KB028	90° Corner Connector	43.80
KB023	3-Way T-Connector	55.20



CEILING MOUNTS

KB007	3' 90° Curve Track, 3 flush connectors	129.00
KB030	Track Splicer	15.60
KB026	90° Corner Connector	39.20
KB022	3-Way T-Connector	52.90



PORTABLE STRUCTURES & ENCLOSURES

STRIP CURTAIN DOORS

Everything you need in one package to install your own strip curtain door and save money!

ORDERING INFORMATION

Every strip curtain door comes complete with PVC strips and universal hardware for mounting strip curtain. Simple to follow installation instructions are included in every package.

- Determine inside width and height of door opening.
 - Note:** If mounting on door above lintel, measure from floor to mounting height.
- Select type of PVC material required: STANDARD or LOW TEMP.
 - Standard** recommended for temperatures from -23°C to 66°C.
 - Low Temp.** recommended for interior use only for temperatures from -40°C to 66°C.
- Select from the standard sizes listed in the chart below.
 - Note:** If required size is not available, order the next largest size. Installation instructions describe how simple trimming can custom fit almost any door opening.
- Special size doors and hanging applications are available upon request.
- For overhead doors, please call one of our sales representatives for assistance.




INTERIOR DOORS



- Save energy costs**
- The optimal solution to open door heat/cooling loss
- Reduce noise pollution**
- Provides the ideal acoustical barrier around noisy equipment

CONVEYORS



- Provide extra safe passage**
- People can see and be seen so there's less chance of accidents
- Control smoke, dust and sprays**
- Strip curtains can control in-plant contaminants to improve employee environment

DOCKS



- Low maintenance**
- Clear flexible vinyl resists stretching and stands up to abrasion
 - All aluminum hardware is used for maximum durability
 - May be quickly and easily cleaned with detergents or cleansing agents that are free from abrasives
 - Deep stains and ingrained dirt can be removed by carefully applying ethanol



Customize it to your specifications.

Every strip curtain door comes complete with PVC strips and universal hardware for door or wall mounting. Simple to follow installation instructions included in every package.

EASY TO ORDER

It's easy to order the strip curtain that fits your door exactly because seven standard sizes can be made to fit 95% of most door openings.

Special sizes are available.

IN-STOCK DELIVERY

We have the strip curtain package you need, in-stock, ready to be delivered to your door.

STANDARD DOOR SIZES

Strip Size	Door Opening W' x H'	Wt. lbs.	Model No. Standard	Price /Each	Model No. Low Temp.	Price /Each
8"	4 x 7	25	KF022	169.00	KF004	176.00
(8" x 0.080)	5 x 8	35	KF023	244.00	KF005	282.00
	6 x 8	40	KF024	290.00	KF006	313.00
12"	8 x 8	80	KF026	546.00	KF008	616.00
(12" x 0.120)	8 x 10	100	KF025	642.00	KF007	740.00
	10 x 10	125	KF020	809.00	KF002	910.00
	12 x 12	175	KF021	1126.00	KF003	1238.00

Note: Doors with 8" strips have 2" standard overlap. Doors with 12" strips have 4" standard overlap.

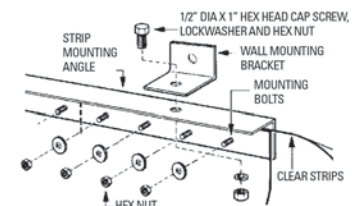
REPLACEMENT STRIPS - 5 PER CARTON

Strip Size	Wt. lbs.	Model No. Standard	Price /Each	Model No. Low Temp.	Price /Each
8" x 0.080 x 8'	15	KF032	92.80	KF013	109.00
12" x 0.120 x 12'	45	KF029	290.00	KF011	331.00

BULK ROLLS

Strip Size	Colour	Roll'	Wt. lbs.	Model No. Standard	Price /Each	Model No. Low Temp.	Price /Each
8" x 0.080	Clear	300	99	KF033	524.00	KF014	583.00
12" x 0.120	Clear	200	150	KF030	766.00	KF012	909.00
8" x 0.080	Dark Amber	300	99	ML959*	857.00	-	-

* For welding applications.



FIXED MOUNTING SYSTEM

Model No.	Description	Price/Each
KF001	Complete 4' aluminum angle mount	46.90

CUSTOM STRIP DOORS

In some applications strip curtain door kits can not be used. However, custom doors can be designed to fit your application. Generally strip curtain material is available in 8" and 12" standard and low temperature versions. Commonly used mounting hardware includes universal mount aluminum angle, straight roller track and hinged roller track. For special applications the "ordering information" provided will help you determine the type of system you will require. Our customer service representatives are also available, should you require any assistance. Please call for special pricing whenever square footage is required.

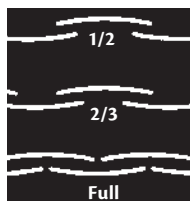
ORDERING INFORMATION

- 1) Determine the type of mounting system required: angle mount or sliding door. Other custom doors can be designed.
- 2) Choose overlapping requirement based on the location and type of traffic involved.
- 3) Measure door opening giving proper allowances for the type of mounting system.
- 4) Calculate approximate amount of square feet required.

OVERLAPPING METHODS

Overlapping with Kleton custom doors offers three basic overlap methods. With holes on 1" centres, almost any overlap is possible. Our standard doors under 6' x 8' use 1/2 overlap. Doors over 8' x 8' use 2/3 overlap.

1/2, 2/3 overlap are the most common and are recommended for moderate temperature differential and personnel equipment passage. Full overlap is recommended for large temperature differentials and light winds, also ideal for noise control and doors in excess of 12' high.



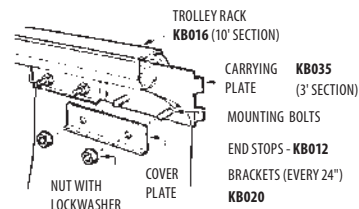
FIXED MOUNTING SYSTEM

Universal aluminum angle mount can be used for both wall or lintel mount applications. Measure door opening, for wall mount add 6", lintel mounts use exact dimension. Angle comes in 4' sections, please indicate if a solid one length angle is required. All hardware included.

Model No. KF001 Aluminum Angle Per 4 ft. Complete
Price/Each \$46.90

SLIDING STEEL DOOR MOUNT

Strips are attached to a trolley assembly. The mechanism enables removal of strip material from door opening. Allowing unobstructed traffic movement. The "curtain-like" structure can be parted on either side or in the middle. Allow sufficient wall space on either side of door as needed. Track available in 5' or 10' lengths, cut lengths available. Trolley assembly available in 2' and 3' length with steel wheels, all trolleys interconnect. Also available in hinged roller track for curved door systems.



Model No.	Description	Price /Each
KB016	Roller Track 10'	59.10
KB017	Roller Track 5'	29.60
KB034	Roller Assembly 2' Steel Rollers	49.40
KB035	Roller Assembly 3' Steel Rollers	62.10

Model No.	Description	Price /Each
KB033	Hinged Trolley 1' Section	36.90
KB012	Track End Stop	2.41
KB020	Track Mounting Bracket/Coupler	11.50
KB036	4' Pull Rope	24.20

Note: Special sizes available.



Kleton builds quality and dependability into all of their products!

Look throughout the catalogue for the Kleton Custom Symbol indicating which products can be custom built to meet your specifications.

BUILT KLETON TOUGH



CUSTOMIZE . . .


- Strip Curtain Doors
- Platform Trucks
- Safety Guards
- Bollards
- Gas Cylinder Cabinets
- Workbenches
- Shelf Trucks
- And more...

Call us with your specs today!

KLETON



STORAGE CABINETS



making workspace work®

DRAWER CABINETS

LOCKABLE CABINETS

- Safety, security, reduced shrinkage
- All cabinets come with individual lock and two keys
- Lock cores can be exchanged in the field for both keyed alike and master key systems

ERGONOMIC HANDLES

- Improved safety, appearance and ergonomics
- When drawers are closed, handles are flush with housing so nothing protrudes
- Drawer handles are full width, and are located at top of drawer

HINGED LABEL HOLDERS

- Easy labeling of drawer contents
- Drawer handles are covered with clear hinged covers for display of drawer labels

100% FULL EXTENSION DRAWERS

- Easy access and full use of the furthest corners of storage
- Continuous smooth extension even with a full load with a 400-lb. capacity

INSTALLED DRAWER DIVIDERS

- Fast, accurate identification of compartment contents and easier inventory control
- Angled tops allow easy identification of contents and can accommodate most bar code labels

PREVENTIP® INTERLOCK SYSTEM

- Added safety and security
- Unique, patented drawer locking system ensures that when one drawer is extended, all other drawers are locked closed to prevent accidental tip-over

EXCLUSIVE SUSPENSION SYSTEM


- Durable, smooth, quiet operation
- Lista's suspension system has been tested against the globally respected RAL-RG 614 standard
- The drawers exceeded the required number of cycles at full load without diminished performance



FORK TRUCK BASE WITH FRONT AND REAR COVERS

- Transport your cabinet easily from one location to another

Overall Dimensions: 28 1/4" W x 28 1/2" D x 41 3/4" H
 Number of drawers: 5
 Number of compartments: 61
Model No. FI125 Bright blue
Model No. FI126 Light grey
Price/Each \$2326.00




DIVIDERS

- A - Drawer 1-3
- B - Drawer 4
- C - Drawer 5



Overall Dimensions: 28 1/4" W x 28 1/2" D x 41 3/4" H
 Number of drawers: 7
 Number of compartments: 114
Model No. FI127 Bright blue
Model No. FI128 Light grey
Price/Each \$2762.00




DIVIDERS

- A - Drawer 1-4
- B - Drawer 5
- C - Drawer 6-7



Overall Dimensions: 28 1/4" W x 28 1/2" D x 41 3/4" H
 Number of drawers: 9
 Number of compartments: 154
Model No. FI129 Bright blue
Model No. FI130 Light grey
Price/Each \$3126.00




DIVIDERS

- A - Drawer 1-2
- B - Drawer 3-4
- C - Drawer 5-7
- D - Drawer 8-9



Overall Dimensions: 28 1/4" W x 28 1/2" D x 41 3/4" H
 Number of drawers: 10
 Number of compartments: 210
Model No. FI131 Bright blue
Model No. FI132 Light grey
Price/Each \$3438.00



DIVIDERS


- A - Drawer 1-2 (with red plastic inserts)
- B - Drawer 3-4
- C - Drawer 5-6
- D - Drawer 7-8
- E - Drawer 9-10



Note: Other colours available upon request



DRAWER CABINETS

Overall Dimensions: 40 1/4" W x 22 1/2" D x 41 3/4" H
 Number of drawers: 5
 Number of compartments: 57
Model No. FI133 Bright blue
Model No. FI134 Light grey
Price/Each \$2485.00





DIVIDERS
 A - Drawer 1-2
 B - Drawer 3
 C - Drawer 4
 D - Drawer 5

Overall Dimensions: 40 1/4" W x 22 1/2" D x 41 3/4" H
 Number of drawers: 7
 Number of compartments: 96
Model No. FI135 Bright blue
Model No. FI136 Light grey
Price/Each \$2857.00




DIVIDERS
 A - Drawer 1-2
 B - Drawer 3-4
 C - Drawer 5-6
 D - Drawer 7

Overall Dimensions: 40 1/4" W x 22 1/2" D x 41 3/4" H
 Number of drawers: 9
 Number of compartments: 117
Model No. FI137 Bright blue
Model No. FI138 Light grey
Price/Each \$3172.00




DIVIDERS
 A - Drawer 1-2
 B - Drawer 3-5
 C - Drawer 6-7
 D - Drawer 8-9



Overall Dimensions: 28 1/4" W x 28 1/2" D x 59 1/2" H
 Number of drawers: 8
 Number of compartments: 88
Model No. FI139 Bright blue
Model No. FI140 Light grey
Price/Each \$3331.00



DIVIDERS
 A - Drawer 1-6
 B - Drawer 7-8




Overall Dimensions: 28 1/4" W x 28 1/2" D x 59 1/2" H
 Number of drawers: 9
 Number of compartments: 124
Model No. FI141 Bright blue
Model No. FI142 Light grey
Price/Each \$3569.00




DIVIDERS
 A - Drawer 1-4
 B - Drawer 5-9

Overall Dimensions: 28 1/4" W x 28 1/2" D x 59 1/2" H
 Number of drawers: 11
 Number of compartments: 172
Model No. FI143 Bright blue
Model No. FI144 Light grey
Price/Each \$3881.00



DIVIDERS
 A - Drawer 1-4
 B - Drawer 5-8
 C - Drawer 9-10
 D - Drawer 11


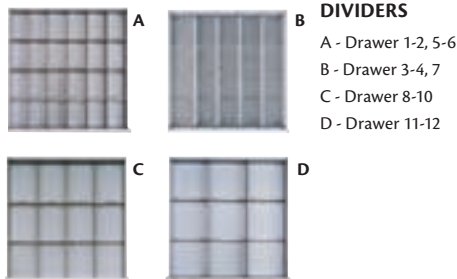


STORAGE CABINETS



DRAWER CABINETS

LISTA
making workspace work®


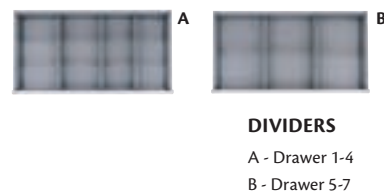
Overall Dimensions: 28 1/4" W x 28 1/2" D x 59 1/2" H
Number of drawers: 12
Number of compartments: 210
Model No. F1145 Bright blue
Model No. F1146 Light grey
Price/Each \$4214.00




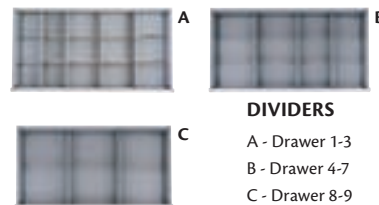
Overall Dimensions: 28 1/4" W x 28 1/2" D x 59 1/2" H
Number of drawers: 15
Number of compartments: 300
Model No. F1147 Bright blue
Model No. F1148 Light grey
Price/Each \$4776.00





Overall Dimensions: 40 1/4" W x 22 1/2" D x 59 1/2" H
Number of drawers: 7
Number of compartments: 66
Model No. F1149 Bright blue
Model No. F1150 Light grey
Price/Each \$3162.00



Overall Dimensions: 40 1/4" W x 22 1/2" D x 59 1/2" H
Number of drawers: 9
Number of compartments: 105
Model No. F1151 Bright blue
Model No. F1152 Light grey
Price/Each \$3639.00



Overall Dimensions: 40 1/4" W x 22 1/2" D x 59 1/2" H
Number of drawers: 10
Number of compartments: 159
Model No. F1153 Bright blue
Model No. F1154 Light grey
Price/Each \$3954.00



SHELF CABINETS

Overall Dimensions: 56 1/2" W x 28 1/2" D x 33 1/2" H
One fixed and one adjustable shelf
Model No. F1157 Bright blue
Model No. F1158 Light grey
Price/Each \$1352.00



SHELF CABINETS

Overall Dimensions: 40 1/4" W x 22 1/2" D x 33 1/2" H
One fixed and one adjustable shelf
Model No. F1159 Bright blue
Model No. F1160 Light grey
Price/Each \$806.00



BUTCHER BLOCK TOPS

Fits on 28 1/4" W x 28 1/2" D cabinets
Model No. F1155
Price/Each \$405.00

Fits on 40 1/4" W x 22 1/2" D cabinets
Model No. F1156
Price/Each \$405.00



WELDED STORAGE CABINETS

- Suitable for office, plant, school or institutional storage needs
- Fully adjustable shelves, recessed handle, cylinder lock, and coat rods (wardrobe and combination types)
- Choose from Hi-Boy, Lo-Boy, wardrobe, and combination cabinets
- Lo-Boy comes with 2 shelves
- Capacity: 150 lbs. evenly distributed



FJ863
Lo-Boy Type



FJ856
Hi-Boy Type

FJ867
Wardrobe Type



FJ861
Combination Type

Charcoal	Model No.			Description	Dimensions					Wt lbs.	Price /Each
	Beige	Black			W"	x	D"	x	H"		
FJ856	FJ864	FJ859		Hi-Boy	36	x	18	x	72	140	481.00
FJ867	FJ871	FJ865		Wardrobe	36	x	18	x	72	182	450.00
FJ861	FJ858	FJ862		Combination	36	x	18	x	72	121	537.00
FJ863	FJ870	FJ868		Lo-Boy	36	x	18	x	72	144	347.00
FJ873	FJ875	FJ876		Additional Shelf	36	x	16	x	40	90	31.40

HEAVY-DUTY WELDED STORAGE CABINETS

- All-welded 20-gauge steel cabinet features four adjustable 18-gauge shelves, locking handle
- Shelves adjust on 2" centers
- Capacity per shelf: 300 lbs. evenly distributed
- Colour: Light grey



Model No.	Description	Dimensions W" x D" x H"	Wt. lbs.	Price /Each
FJ857	Cabinet	36 x 18 x 72	185	682.00
FJ874	Additional Shelf	36 x 18 x 1	8	59.90

WELDED WALL HUNG CABINETS

- Suitable for areas where floor space is limited
- Dimensions: 36" W x 12" D x 30" H
- Includes: fully adjustable shelf, recessed handle and cylinder lock



Model No.	Colour	Wt. lbs.	Price /Each
FJ866	Charcoal	55	359.00
FJ872	Beige	55	364.00

HEAVY-DUTY CABINET DOLLIES

- Makes cabinets fully mobile
- Allows for easy access during cleaning
- Two rigid and two swivel with brake, 5" poly casters
- Capacity: 800 lbs. evenly distributed
- Assembly required



Model No.	Dimensions			Price /Each
	W"	x	D"	
FJ292	36	x	18	148.00
FJ293	36	x	24	184.00
FJ294	48	x	18	172.00
FJ295	48	x	24	196.00

ALL-WELDED DEEP HI-BOY STORAGE CABINET

- Suitable for office, plant, school or institutional storage needs
- Four fully adjustable shelves
- Includes recessed handle and cylinder lock
- Shelf capacity: 150 lbs. evenly distributed




FJ884



Model No.				Dimensions			Price /Each
Black	Beige	Charcoal		W" x D" x H"			
FJ882	FJ883	FJ884		36 x 24 x 72		581.00	
ADDITIONAL DEEP SHELF							
FJ881	FJ880	FJ879		36 x 22 x 1		67.10	

STORAGE CABINETS



COUNTER HIGH CABINETS

- Serves as counter and cabinet combo
- Double doors w/ three point door locking device swing to full 180°
- Quiet operating cabinet
- Two shelves, adjustable every 2"
- Cabinet dimensions: 36" W x 42" H with 18" or 21" D
- Capacity per shelf: 180 lbs.
- Shipped knocked down



LYON

Model No.	Description	Depth"	Wt. lbs.	Price /Each
FF985	Cabinet	18	88	833.00
FF986	Cabinet	21	96	839.00
FF987	Extra shelf (for FF985)	18	7	67.40
FF988	Extra shelf (for FF986)	21	9	65.20

COMPACT CABINETS

- Ideal anywhere a full sized cabinet is too large
- Includes adjustable shelves
- Locking doors
- Shipped knocked down



Model No.	Dimensions W" x D" x H"	No. of Shelves	Wt. lbs.	Price /Each
FH482	21 x 15 x 35	2	33	265.00
FH483	30 x 15 x 66	4	50	445.00

VISUAL CABINETS

- Keep a close eye on valuable inventory
- Plexiglass door panels resist breakage and will not shatter
- 22-gauge shelves, adjustable on 2" centres
- 20-gauge steel doors
- 3-point locking mechanism with die-cast locking handle (includes two keys)
- Capacity per shelf: 150 lbs.
- Shipped knocked down



Model No	Dimensions W" x D" x H"	No. of Shelves	Price /Each
MI629* FH645*	30 x 12 x 26	2	684.00
MI630 FH646	36 x 18 x 42	2	778.00
MI631 FH647	36 x 24 x 78	4	1303.00

*Wall unit

48" EXTRA-WIDE ALL-WELDED CABINETS

- This cabinet offers plenty of storage space for large and small supplies
- All-welded 20-gauge steel construction
- Overall Dimensions: 48" W x 21" D x 72" H
- Capacity per shelf: 175 lbs. evenly distributed
- Includes four adjustable shelves and locking handle
- Fully assembled



Model No.	Colour	Wt. lbs.	Price /Each
FJ860	Charcoal	230	962.00
FJ869	Beige	230	962.00

ECONOMICAL QUICK ASSEMBLY STORAGE CABINETS

- Designed for an easy assembly with fewer fasteners
- Shelves are easily adjustable on 2" centres
- One-piece base serves as an additional shelf increasing storage capacity
- Three-point locking system, with locking chrome handle and two keys, adds security
- Capacity per shelf: 100 lbs.
- Tough grey or tan powder coat finish for durability
- Shipped knocked down



Model No.	Dimensions W" x D" x H"	Wt. lbs.	Price /Each
FH643 FH648	30 x 15 x 66	88	349.00
FH649 FH650	36 x 24 x 78	130	515.00
- FH652	48 x 24 x 78	158	615.00

HEAVY-DUTY RUBBERMAID® PLASTIC CABINETS

- Durable resin construction is easy to clean, will not rust or crack
- Functional and modular organization
- Doors are lockable (locks not included)
- Quick assembly without tools
- Ventilated shelves hold 180 lbs. each
- Shipped knocked down



Model No.	Dimensions W" x D" x H"	No. of Shelves	Wt. lbs.	Price /Each
MH722	36 x 18 x 72	3	55	451.00
MH724	36 x 18 x 37	1	28	289.00

DEEP DOOR STORAGE CABINETS

- Padlock hasp (cannot be accessed by bolt cutters) helps secure the contents of this deep door high-density storage cabinet
- Four reinforced adjustable main shelves are complemented by six adjustable mini shelves in each 4" deep hinged door for a capacity unmatched by any other cabinet
- Padlock sold separately
- Capacity per shelf: 500 lbs evenly distributed



Special padlock hasp conceals padlocks from bolt cutters



Model No.	Description	Size	Wt. lbs.	Price /Each
		W" x D" x H"		
FB024	Cabinet	38 x 24 x 72	315	1719.00
FB025	Extra shelf for cabinet	38 x 21 1/4 x -	18	87.70
FB026	Extra shelf for door	18 x 6 x -	2	30.10
SA898	Padlock keyed different	-	-	17.00
SR892	Padlock keyed alike	-	-	18.30

DEEP DOOR 96-BIN COMBINATION CABINETS

- All-welded heavy-duty 16-gauge combination bin/shelf cabinet
- 4" deep hinged doors
- Two reinforced 16-gauge main adjustable shelves with 500-lb. capacity per shelf
- Incorporates louvered bin hanging panels welded to the cabinet's back and doors
- Unique padlock hasp helps prevent access with bolt cutters
- Padlock sold separately
- Powder-coated Kleton grey finish
- **Bins included:**
84 each of 4 1/8" W x 5 3/8" D x 3" H
12 each of 5 1/2" W x 10 7/8" D x 5" H

CF373



Model No.	Description	Wt. lbs.	Price /Each
CF371	Cabinet w/Blue Plastic Bins	359	1918.00
CF372	Cabinet w/Red Plastic Bins	359	1918.00
CF373	Cabinet w/Yellow Plastic Bins	359	1918.00
CF374	Cabinet w/Green Plastic Bins	359	1918.00
CF375	Cabinet w/Stone Plastic Bins	359	1918.00

VISIBLE STORAGE WIRE MESH CABINETS

- All-welded mesh storage cabinet provides a secure yet visible area to place your tools and equipment
- Reinforced K-Brace welded to the door frame delivers additional strength
- Diamond shaped 13-gauge steel mesh
- Adjustable shelves bolt into holes
- Door has three point latching system with cam-lock and chrome plated handle
- Dimensions: 24" W x 21" D x 72" H
- Weight: 146 lbs.

Model No. FB015
Price/Each \$1445.00



HEAVY GAUGE STORAGE CABINETS

- All-welded 14-gauge steel cabinets and shelves which can be adjusted every 3"
- Doors feature secure 3-point locking system
- 7-gauge welded-on legs add 4" to overall height of cabinet and provide fork lift access to move cabinet (included)
- Capacity: 1450 lbs/shelf



Model No.	Dimensions	No. of Shelves	Wt. lbs.	Price /Each
	W" x D" x H"			
FB013	36 x 21 x 78	4	370	2311.00
FB012	36 x 21 x 60	3	300	2051.00
FB011	36 x 21 x 42	2	230	1805.00

CLEARVIEW CABINETS

- Clear polycarbonate windows so all your tools and supplies are visible at a glance
- 12-gauge one-piece body design
- 6" sweep space
- Adjustable 14-gauge shelves
- 3-point locking device
- Hinges are 10-gauge



Model No.	Dimensions	O. A. Ht"	No. of Shelves	Shelf Cap. lbs.	Wt. lbs.	Price /Each
	W" x D" x H"					
FG851	48 x 24 x 60	66	3	1200	446	2715.00
FG852	48 x 24 x 72	78	4	1200	536	2810.00

EXTRA HEAVY-DUTY STAINLESS STEEL CABINETS

- The strongest storage product available in the market today
- Made of 12-gauge, #304 stainless steel, with a #3 finish
- Corrosion-resistant, acid-resistant, will not rust and will take the everyday abuse in an industrial environment
- Shelves adjust on 2" centers
- 3-point locking system
- 7-gauge welded legs

These units can also be found in medical, pharmaceutical, automotive, electronics, textile, breweries, marine facilities, restaurants, etc.



Model No.	Dimensions	O.A. Ht"	No. of Shelves	Shelf Cap. lbs.	Wt. lbs.	Price /Each	Extra Shelf Model No.	Price /Each
	W" x D" x H"							
F1340	36 x 24 x 60	66	3	1900	406	5414.00	F1349	204.00
F1341	36 x 20 x 72	78	4	1600	435	5839.00	F1350	215.00
F1342	36 x 24 x 72	78	4	1900	475	6238.00	F1349	204.00
F1343	48 x 24 x 60	66	3	1200	489	6511.00	F1351	249.00
F1344	48 x 24 x 72	78	4	1200	573	7344.00	F1351	249.00
F1345	60 x 24 x 60	66	3	1650	595	7703.00	F1352	377.00
F1346	60 x 24 x 72	78	4	1650	699	8734.00	F1352	377.00
F1347	72 x 24 x 60	66	3	1525	726	9141.00	F1353	558.00
F1348	72 x 24 x 72	78	4	1525	856	10431.00	F1353	558.00

STORAGE CABINETS

DEEP DOOR COMBINATION CABINETS

- All-welded heavy-duty 16-gauge, combination bin/shelf cabinet
- 4" deep hinged doors
- Unique padlock hasp helps prevent access with bolt cutters
- Powder coated Kleton grey finish
- Padlock sold separately

84-BIN CABINETS

- Four reinforced 16-gauge main adjustable shelves with 500 lbs. capacity per shelf
- Incorporates louvered bin hanging panels welded into the cabinets doors

CABINETS ONLY

Model No.	Description	Dimensions				Wt. lbs.	Price /Each
		W"	x	D" x	H"		
CB442	Cabinet only	38	x	24 x	72	324	1638.00
FB025	Extra shelf	38	x	21 1/4	-	18	87.70

CABINET & BIN COMBINATIONS

Blue	Red	Model No.			Description	Wt. lbs.	Price /Each
		Yellow	Green	Stone			
CB446	CB477	CB448	CB693	CB694	Cabinet and plastic bins	341	1696.00

BINS SUPPLIED

Bin Qty.	Bin Size				Capacity lbs.
	W"	x	D" x	H"	
84	4 1/8	x	5 3/8 x	3	10

96-BIN CABINETS

- Two reinforced 16-gauge main adjustable shelves with 500 lbs. capacity per shelf
- Incorporates louvered bin hanging panels welded to the cabinet's back and doors

CABINETS ONLY

Model No.	Description	Dimensions				Wt. lbs.	Price /Each
		W"	x	D" x	H"		
FH820	Cabinet only	38	x	24 x	72	316	1744.00
FB025	Extra shelf	38	x	21 1/4	-	18	87.70

CABINET & BIN COMBINATIONS

Blue	Red	Model No.			Description	Wt. lbs.	Price /Each
		Yellow	Green	Stone			
CF371	CF372	CF373	CF374	CF375	Cabinet and plastic bins	359	1918.00

BINS SUPPLIED

Bin Qty.	Bin Size				Capacity lbs.
	W"	x	D" x	H"	
84	4 1/8	x	5 3/8 x	3	10
12	5 1/2	x	10 7/8 x	5	30

98-BIN CABINETS

- Two reinforced 16-gauge main adjustable shelves with 500 lbs. capacity per shelf
- Incorporates louvered bin hanging panels welded to the cabinet's back and door

CABINETS ONLY

Model No.	Description	Dimensions				Wt. lbs.	Price /Each
		W"	x	D" x	H"		
FH820	Cabinet Only	38	x	24 x	72	316	1744.00
FB025	Extra Shelf	38	x	21 1/4	-	18	87.70

CABINET & BIN COMBINATIONS

Blue	Red	Model No.			Description	Wt. lbs.	Price /Each
		Yellow	Green	Stone			
CF355	CF356	CF354	CF357	CF358	Cabinet and plastic bins	385	2044.00

BINS SUPPLIED

Bin Qty.	Bin Size				Capacity lbs.
	W"	x	D" x	H"	
48	4 1/8	x	5 3/8 x	3	10
36	4 1/8	x	7 3/8 x	3	10
8	8 1/4	x	14 3/4 x	7	60
6	16 1/2	x	14 3/4 x	7	75



KLETON



118-BIN CABINETS

- Incorporates louvered bin hanging panels welded to the cabinet's back and doors

CABINETS ONLY

Model No.	Description	Dimensions				Wt. lbs.	Price /Each
		W"	x	D" x	H"		
CB441	Cabinet only	38	x	24 x	72	316	1569.00

CABINET & BIN COMBINATIONS

Blue	Red	Model No.			Description	Wt. lbs.	Price /Each
		Yellow	Green	Stone			
CB443	CB444	CB445	CB691	CB692	Cabinet and plastic bins	385	1909.00

BINS SUPPLIED

Bin Qty.	Bin Size				Capacity lbs.
	W"	x	D" x	H"	
42	4 1/8	x	5 3/8 x	3	10
42	4 1/8	x	7 3/8 x	3	10
18	5 1/2	x	10 7/8 x	5	30
12	8 1/4	x	14 3/4 x	7	60
4	16 1/2	x	14 3/4 x	7	75

SHOP FURNITURE THAT'S BUILT LIKE A TANK!

There are times and environments that demand more than run-of-the-mill shop furniture. This is the time and place for Strong Hold. A line of shop furniture so durable and robust that it is accepted and demanded by industrial heavy weights. Major auto manufacturers use hundreds of these units!



A. FG816



B. FI331



C. FG830



D. FG836



E. FG838

A. ROUGH & TOUGH STORAGE CABINETS

These heavy-duty 12-gauge steel models provide protection for valuable tools and machine parts. Built for "rough and tough" industrial use. Shelves are adjustable and more can be added for versatility.

Model No.	Width"	Depth"	Height"	O.A. Height"	Adjustable Shelves	Cabinet Wt. lbs.	Price /Each	Extra Shelf Model No.	Shelf Capacity lbs.	Price /Each
FG815	36	20	72	78	4	418	1719.00	FG820	1600	122.00
FG816	36	24	72	78	4	459	1770.00	FG821	1900	126.00
FG817	48	24	72	78	4	557	2147.00	FG822	1200	133.00
FG818	60	24	72	78	4	685	2359.00	FG823	1650	170.00
FG819	72	24	72	78	4	733	2823.00	FG824	1525	198.00

B. HEAVY-DUTY VENTILATED STORAGE CABINETS

The 12-gauge steel doors are perforated with a diamond shape for easy visibility and ventilation. Ideal for industry, health clubs or any facility where personal belongings need to be securely locked and ventilated.

Model No.	Width"	Depth"	Height"	O.A. Height"	Adjustable Shelves	Cabinet Wt. lbs.	Price /Each	Extra Shelf Model No.	Shelf Capacity lbs.	Price /Each
FI329	36	24	72	78	4	470	2056.00	FG821	1900	126.00
FI330	48	24	72	78	4	548	2450.00	FG822	1200	133.00
FI331	60	24	72	78	4	666	2763.00	FG823	1650	170.00

C. DOUBLE SHIFT STORAGE CABINETS

These space saving cabinets provide two separate storage compartments. Companies with a second shift can secure the first shift's valuables while the second shift is on duty. Also you can use one side for personal belongings and the other to store tools.

Model No.	Width"	Depth"	Height"	O.A. Shelf Height"	Adj. Shelf Per Each Side	Cabinet Wt. lbs.	Price /Each	Extra Shelf Model No.	Shelf Capacity lbs.	Price /Each
FG829	48	24	72	78"	4	624	2406.00	FG832	1275	68.00
FG830	60	24	72	78"	4	722	2668.00	FG833	1600	72.00
FG831	72	24	72	78"	4	813	2687.00	FG834	1950	79.00

D. BROOM CLOSET STORAGE CABINETS

Organize your housekeeping needs with our broom closet cabinets. As heavy-duty as the rest of the Strong Hold line, double doors permit full access to all shelves. Closet side stores long handled floor care items. Use side shelves to store paper products, cleaners and brushes. Shelves can be adjusted or removed to accommodate large pails.


Model No.	Width"	Depth"	Height"	O.A. Height"	Adjustable Shelves	Cabinet Wt. lbs.	Price /Each	Extra Shelf Model No.	Shelf Capacity lbs.	Price /Each
FG835	36	24	72	78	4	477	1924.00	FG845	1025	115.00
FG836	48	24	72	78	4	567	2336.00	FG846	1375	122.00
FG837	60	24	72	78	4	669	2640.00	FG847	1750	137.00

E. WARDROBE/STORAGE CABINETS

This cabinet fits into the heavy-duty line up as the answer to clothing storage with tools and supplies. 3-point latching mechanism adds extra protection.

Model No.	Width"	Depth"	Height"	O.A. Height"	Adjustable Shelves	Cabinet Wt. lbs.	Price /Each	Extra Shelf Model No.	Shelf Capacity lbs.	Price /Each
FG838	36	24	72	78	4	477	1971.00	FG845	1100	115.00
FG839	48	24	72	78	4	567	2371.00	FG846	1500	122.00
FG840	60	24	72	78	4	669	2683.00	FG847	1900	137.00

STORAGE CABINETS



F.
FG844



G.
FG852

H.
FG850



I.
FG827

J.
FG842



F. CABINET SHOP DESKS

Heavy-duty shop desk, with a 29" W x 20" D and 6" H drawer. Includes a lockable hasp separate from the 3-point locking system in the cabinet doors.

Model No.	Width"	Depth"	Writing Height"	O.A. Height"	Drawer Cabinet lbs.	Cabinet Wt. lbs.	Price /Each	Extra Shelf Model No.	Shelf Capacity lbs.	Price /Each
FG844	36	28	42	54	225	380	2013.00	FG849	1050	127.00

G. CLEARVIEW CABINETS

Keep a watchful eye on valuable items. Cabinets come equipped with clear polycarbonate windows for viewing items stored inside, without opening the doors.

Model No.	Width"	Depth"	Height"	O.A. Height"	Adjustable Shelves	Cabinet Wt. lbs.	Price /Each	Extra Shelf Model No.	Shelf Capacity lbs.	Price /Each
FG852	48	24	72	78"	4	557	2810.00	FG822	1200	133.00

H. CORNER CABINETS

This 12-gauge all-welded corner cabinet eliminates corner clutter. Store those odd shaped tools in this space saving unit which comes with four adjustable 14-gauge shelves and a hasp for padlock. The extra wide door provides access to both sides of the corner shelves.

Model No.	Width"	Depth"	Height"	O.A. Height"	Cabinet Wt. lbs.	Price /Each	Extra Shelf Model No.	Shelf Capacity lbs.	Price /Each
FG850	48	24	72	78	1400	5316.00	FG854	795	257.00

I. COUNTER TOP STORAGE CABINETS

Counter top units provide ample storage for heavy tools and supplies on two adjustable shelves. These space saving units are sold without legs. Most frequently they are placed on a table to bring the storage up to a working height. Drawers or casters can be added as options.

Model No.	Width"	Depth"	Height"	O.A. Height"	Cabinet Wt. lbs.	Price /Each	Extra Shelf Model No.	Shelf Capacity lbs.	Price /Each
FG825	24	20	36	36	180	1147.00	FG828	1000	102.00
FG826	36	20	36	36	235	1423.00	FG820	1600	122.00
FG827	36	20	42	42	260	1505.00	FG820	1600	122.00

J. SHOP TABLES

Tables designed to meet virtually every strength requirement for heavy manufacturing. Tops are 7-gauge steel and legs are from 2" x 2" x 1/4" angle.

Model No.	Width"	Depth"	O.A. Height"	Capacity lbs	Wt. lbs.	Price /Each
FG841	48	30	34	5500	211	942.00
FG842	72	36	34	10 000	350	1078.00


THE INDESTRUCTIBLE!

- ✓ Will not break, bend or split even after repeated overstrikes
- ✓ Ergonomic rubber grip absorbs impact, reducing user fatigue

Model TYB497
See page 1365

HEAVY-DUTY CABINET DOLLIES

- Makes cabinets fully mobile
- Allows for easy access during cleaning
- Two rigid and two swivel with brake, 5" poly casters
- Capacity: 800 lbs. evenly distributed
- Assembly required



Model No.	Dimensions			Price /Each
	W"	x	D"	
FI292	36	x	18	148.00
FI293	36	x	24	184.00

PROMAXX™ MODULAR STORAGE SYSTEM

- Modular design allows you to combine these durable steel units to fit any workspace and storage need
- Perfect addition to work shops, warehouses, maintenance areas and factories
- Heavy-duty steel construction ensures that these units will provide long lasting service
- Two-tone silvervein and black textured powder coat finish helps to conceal dirt and grease helping to make your work area appear cleaner
- Shipped knocked down



PROMAXX™ WALL CABINETS

- Mounts easily to any wall in your work area
- Recessed welded steel handle and built-in lock provides for added storage security
- Dimensions: 30" W x 12" D x 30" H
- Includes: Adjustable internal shelf on 2" centers
- Weight: 50 lbs.
- Capacity: 100 lbs. evenly distributed

Model No. FH731
Price/Each \$435.00



PROMAXX™ INDUSTRIAL STORAGE CABINETS

- Chrome locking handle combined with three-point locking system provides security for your stored items
- Dimensions: 36" W x 18" D x 72" H
- Includes: Four shelves adjustable on 2" centres to store a variety of sized products
- Capacity per shelf: 125 lbs. evenly distributed
- Weight: 115 lbs.
- Shipped knocked down

Model No. FH734
Price/Each \$595.00



WORKBENCHES



	Model No.	Size W" x L"	Wt. lbs.	Price /Each
STEEL - WOOD FILL	FF672	36 x 72	164	435.00
	FF671	36 x 60	156	399.00
	FF670	30 x 72	166	399.00
	FF669	30 x 60	146	374.00
	FF667	24 x 60	110	366.00
LAMINATED WOOD - BULLNOSE EDGE	FF658	36 x 72	171	679.00
	FF657	36 x 60	149	659.00
	FF656	30 x 72	150	629.00
	FF655	30 x 60	130	559.00
	FF653	24 x 60	106	499.00
SHOP TOPS	FF679	36 x 72	171	476.00
	FH877	36 x 60	157	423.00
	FF677	30 x 72	150	412.00
	FF676	30 x 60	133	368.00
	FH878	24 x 60	111	346.00
PLASTIC LAMINATE	FF665	36 x 72	171	562.00
	FH879	36 x 60	152	491.00
	FF663	30 x 72	150	480.00
	FF662	30 x 60	133	425.00
	FH880	24 x 60	108	399.00

Note: Also available in 304 stainless steel top

PROMAXX™ MOBILE 2-DOOR CABINETS

- Rubber mat on top to protect tools and keep items from rolling off
- Recessed welded steel handle and three-point locking system with built-in lock for secure storage
- Four heavy-duty casters provide for easy mobility
- Dimensions: 28" W x 22" D x 30" H
- Includes: One interior fixed shelf
- Capacity: 400 lbs. evenly distributed
- Weight: 80 lbs.
- Shipped knocked down

Model No. FH732
Price/Each \$539.00



PROMAXX™ MOBILE TOOL CABINETS

- Protective drawer liners and rubber mat on top protects tools, and prevents them from rolling around
- Three drawers with premium ball-bearing slides for smooth drawer operation
- Single key lock securely locks all drawers at once
- Four heavy-duty casters for increased mobility
- Dimensions: 23" W x 22" D x 30" H
- Capacity: 400 lbs. evenly distributed
- Weight: 90 lbs.
- Shipped knocked down

Model No. FH733
Price/Each \$679.00



LOCKERS

LOCKERS APPLICATION GUIDE

Refer to this chart to find the most suitable lockers for your project. If you require any assistance make sure to contact your material handling specialists today, they can help you through each step from design layout to realization.

LEGEND

- ✓ Preferred
- ▲ Suitable
- ◆ Contact your Material Handling Specialist
- * Preferred use with an elevated base



	Knocked Down Lockers	Standard Lockers	Heavy-Duty Concorde™	Perforated Locker	Standard Gear Locker	Deluxe Gear Locker	Polyethylene Locker	Plastic Locker
SCHOOLS								
Elementary	▲	▲	▲	▲	▲	◆	✓	▲
Corridor	▲	▲	✓	▲	▲	◆	✓	◆
Gym	▲	▲	▲	✓	✓	◆	✓	▲
Team Room	▲	▲	▲	✓	✓	◆	✓	▲
Employee	✓	✓	▲	▲	◆	◆	▲	◆
RECREATION								
Recreation Centre	▲	▲	✓	▲	▲	◆	✓	✓
Health Club	▲	▲	✓	▲	▲	◆	✓	✓
Country Club	▲	▲	✓	▲	▲	◆	✓	◆
COMMERCIAL/INDUSTRY								
Employee	✓	✓	▲	▲	▲	▲	✓	◆
Equipment/Tools	▲	▲	✓	◆	▲	✓	◆	◆
PUBLIC SERVICE								
Police	◆	◆	▲	▲	✓	✓	▲	◆
Fire/Rescue	▲	▲	✓	✓	✓	✓	▲	◆
Military	◆	◆	▲	▲	✓	✓	▲	◆
HEALTH CARE								
Changing Room	✓	✓	▲	▲	✓	▲	✓	▲
Employee	✓	✓	▲	▲	✓	▲	✓	▲
FOOD INDUSTRY								
Restaurants	*	*	*	*	◆	◆	✓	✓
Manufacturing Plants	*	*	*	*	◆	◆	✓	✓

STANDARD WELDED GEAR LOCKERS

- Gear lockers are ideal for athletic team rooms, fire fighter's equipment or any other application where easy access to uniforms and/or equipment is required
- Open face and perforated sides make these lockers fully accessible and ventilated
- Lockable safety box and foot locker allows for safely storing of valuable goods
- Lower shelf functions as a bench which eliminates the need for locker room benches
- **Base model includes:** Safety box, upper shelf and coat bar



FJ897



Model No.			Dimensions			Wt. lbs.	Price /Each		
Light Grey	Beige	Red	W"	D"	H"				
BASE MODELS									
FJ895	FJ894	FJ896	24	x	24	x	72	240	639.00
FJ901	FJ900	FJ902	30	x	24	x	72	251	656.00
FJ907	FJ906	FJ908	36	x	24	x	72	278	673.00
W/FOOT LOCKER & LOWER SHELF									
FJ898	FJ897	FJ899	24	x	24	x	72	280	768.00
FJ904	FJ903	FJ905	30	x	24	x	72	296	785.00
FJ910	FJ909	FJ911	36	x	24	x	72	328	803.00

DELUXE WELDED GEAR LOCKERS

- Deluxe gear lockers provide security with optimum ventilation for valuable equipment and uniforms
- Wardrobe design interior provides the flexibility to store all different kinds of materials and clothing
- Lower lateral drawer allows you to stow heavier bulky items such as boots or gear bags
- **Base model includes:** Three half shelves, one full width shelf, coat bar and lockable doors


FJ914



Model No.			Dimensions			Wt. lbs.	Price /Each		
Light Grey	Beige	Red	W"	D"	H"				
BASE MODELS									
FJ913	FJ912	FJ914	36	x	24	x	72	407	1053.00
W/LATERAL DRAWER									
FJ916	FJ915	FJ917	36	x	24	x	72	527	1285.00

READY TO ASSEMBLE STEEL LOCKERS

- Ships knocked down, ready to assemble with nuts and bolts included
- 16-gauge frames, 24-gauge body and shelves
- Durable powder-coated grey paint finish
- Number plates available separately
- Single tier dimensions: 12" W x 18" D x 72" H
- Double tier height: 33 1/4"
- Lockerettes height: 11"



Three zinc-plated coat hooks and one shelf included in single and double tier lockers



Stainless steel recessed padlock handles



Double pan construction doors, 20-gauge outer and 24-gauge inner pans (single & double tier)



16-gauge frames, 24-gauge body and shelves



SLOPE TOP

- Helps eliminate dust build up
- Raises top by 10"



RECESSED BASE

- Prevents liquids from entering the locker
- Raises locker 4" off the ground



SINGLE TIER

Model No.	Bank of	Wt. lbs.	Price /Each
BASIC STYLE			
FL362	1	52	189.00
FL363	2	96	329.00
FL364	3	139	495.00
W/SLOPE TOP			
FL380	1	56	204.00
FL381	2	104	367.00
FL382	3	151	549.00
W/RECESSED BASE			
FL392	1	56	204.00
FL393	2	104	364.00
FL394	3	151	549.00
W/SLOPE TOP & RECESSED BASE			
FL404	1	60	224.00
FL405	2	112	399.00
FL406	3	163	595.00

DOUBLE TIER

Model No.	Bank of	Wt. lbs.	Price /Each
BASIC STYLE			
FL366	1	54	219.00
FL367	2	98	379.00
FL368	3	141	569.00
W/SLOPE TOP			
FL384	1	57	239.00
FL385	2	106	409.00
FL386	3	153	619.00
W/RECESSED BASE			
FL396	1	57	239.00
FL397	2	106	399.00
FL398	3	153	599.00
W/SLOPE TOP & RECESSED BASE			
FL408	1	61	249.00
FL409	2	114	439.00
FL410	3	165	639.00

LOCKERETTES

Model No.	Bank of	Wt. lbs.	Price /Each
BASIC STYLE			
FL370	1	56	319.00
FL371	2	112	599.00
FL372	3	168	899.00
W/SLOPE TOP			
FL388	1	60	329.00
FL389	2	120	629.00
FL390	3	180	949.00
W/RECESSED BASE			
FL400	1	60	329.00
FL401	2	120	629.00
FL402	3	180	939.00
W/SLOPE TOP & RECESSED BASE			
FL412	1	64	339.00
FL413	2	128	659.00
FL414	3	192	979.00

ACCESSORIES

Model No.	Description	Price /Each
FL375	10" Slope Top	19.95
FL374	4" Recessed Base	19.95
FL376	Nuts & Bolts, Set of 1	1.25
FL518	Number Plates (Set of 1 to 25)	19.95
FL519	Number Plates (Set of 26 to 50)	19.95
FL520	Number Plates (Set of 51 to 75)	19.95
FL521	Number Plates (Set of 76 to 100)	19.95

LOCKERS

CLEAN LINE™ ECONOMY LOCKERS

- Fully assembled, prime grade cold rolled steel locker
- All-welded frame with panels and doors assembled with pop rivets
- 20-gauge double pan construction doors, 16-gauge frames, 24-gauge bodies and shelves
- Dimensions: 12" W x 18" D x 72" H
- **Single tier locker includes:**
One hat shelf, three coat hooks and aluminum recessed padlock handle
- **Double and Triple lockers include:**
Two coat hooks per opening and aluminum recessed padlock handle
- High quality baked on enamel standard pearl grey paint (beige also available)



SLOPE TOP

Slope top prevents the collection of debris and is easier to maintain against the accumulation of dust



RECESSED BASE

Raises locker 4" off the floor

Ventilation holes on frame cross piece

20-gauge steel doors

16-gauge steel frame

Aluminum recessed padlock handle



Bank of 1



Bank of 2



Bank of 3



Bank of 4



SINGLE TIER LOCKERS

Model No.	Bank of	Wt. lbs.	Price /Each
BASIC STYLE			
FJ151	1	45	209.00
FJ152	2	90	379.00
FJ153	3	135	549.00
FJ154	4	180	729.00
W/SLOPE TOP			
FJ176	1	47	239.00
FJ177	2	92	419.00
FJ178	3	137	621.00
FJ179	4	182	815.00
W/RECESSED BASE			
FJ224	1	47	239.00
FJ225	2	92	419.00
FJ226	3	137	621.00
FJ227	4	182	815.00
W/SLOPE TOP & RECESSED BASE			
FJ200	1	49	259.00
FJ201	2	94	460.00
FJ202	3	139	689.00
FJ203	4	184	921.00
W/PERFORATED DOORS			
FJ478	1	45	231.00
FJ479	2	90	418.00
FJ480	3	135	619.00
FJ481	4	180	794.00

DOUBLE TIER LOCKERS

Model No.	Bank of	Wt. lbs.	Price /Each
BASIC STYLE			
FJ155	1	48	233.00
FJ156	2	94	429.00
FJ157	3	138	619.00
FJ158	4	183	825.00
W/SLOPE TOP			
FJ180	1	50	259.00
FJ181	2	96	469.00
FJ182	3	139	685.00
FJ183	4	184	909.00
W/RECESSED BASE			
FJ228	1	50	259.00
FJ229	2	96	469.00
FJ230	3	139	685.00
FJ231	4	184	909.00
W/SLOPE TOP & RECESSED BASE			
FJ204	1	52	279.00
FJ205	2	98	510.00
FJ206	3	141	758.00
FJ207	4	186	999.00
W/PERFORATED DOORS			
FJ482	1	48	259.00
FJ483	2	94	471.00
FJ484	3	138	719.00
FJ485	4	183	930.00

TRIPLE TIER LOCKERS

Model No.	Bank of	Wt. lbs.	Price /Each
BASIC STYLE			
FJ159	1	50	279.00
FJ160	2	96	563.00
FJ161	3	140	805.00
FJ162	4	185	1050.00
W/SLOPE TOP & RECESSED BASE			
FJ208	1	54	334.00
FJ209	2	100	655.00
FJ210	3	143	929.00
FJ211	4	188	1218.00
W/PERFORATED DOORS			
FJ486	1	50	329.00
FJ487	2	96	630.00
FJ488	3	140	945.00
FJ489	4	185	1261.00
FREE STANDING BASE			
• Ideal for making the underneath of your lockers accessible for cleaning			
• Overall height of 6"			
• Constructed of 14-gauge steel legs and 16-gauge steel frame			
• Grey			
Model No.	For Bank of	Wt. lbs.	Price /Each
FJ931	1	5	33.50
FJ932	2	8	67.10
FJ933	3	12	101.00
FJ934	4	15	134.00

LOCKERETTES

Model No.	Bank of	Wt. lbs.	Price /Each
BASIC STYLE			
FJ171	1	50	337.00
FJ172	2	96	645.00
FJ173	3	140	969.00
FJ174	4	180	1386.00
W/PERFORATED DOORS			
FJ490	1	50	393.00
FJ491	2	96	773.00
FJ492	3	140	1160.00
FL353	4	180	1547.00

ACCESSORIES

Model No.	Description	Price/Each
FJ930	Cylinder Lock	22.40
FJ685	Coat Rod	17.90



FJ931

ALL-WELDED CONCORDE™ LOCKERS

- All-welded heavy-duty cold-rolled steel construction
- Dimensions: 12" W x 18" D x 72" H
- 16-gauge door frame
- 20-gauge double wall door with ventilation
- 11-gauge hasp with easy padlock accessibility
- **Single tier lockers include:**
 - One hat shelf and three coat hangers
- **Double and triple lockers include**
 - two coat hooks per opening
- Coat hoods are rounded and polished to avoid damage to clothing
- Magnetic latch for secure door closing
- Contemporary style ventilated louvers (12 holes of 1" x 1/4") on each door
- High quality baked on enamel charcoal grey paint (light grey and beige also available)



Magnet in door strike ensures doors will remain closed

Full length handle

Incorporated ventilation on the doors

20-gauge double panelled door

14-gauge hinge

22-gauge galvanised steel bottom



Bank of 1

Bank of 2

Bank of 3

Bank of 4



Slope top



Recessed base



SINGLE TIER LOCKERS

Model No.	Bank of	Wt. lbs.	Price /Each
BASIC STYLE			
FJ783	1	64	255.00
FJ784	2	119	447.00
FJ785	3	174	630.00
FJ786	4	229	836.00
W/SLOPE TOP			
FJ787	1	68	291.00
FJ788	2	127	514.00
FJ789	3	186	731.00
FJ790	4	245	970.00
W/RECESSED BASE			
FJ791	1	68	291.00
FJ792	2	127	514.00
FJ793	3	186	731.00
FJ794	4	245	970.00
W/SLOPE TOP & RECESSED BASE			
FJ795	1	72	324.00
FJ796	2	135	581.00
FJ797	3	198	831.00
FJ798	4	261	1105.00

DOUBLE TIER LOCKERS

Model No.	Bank of	Wt. lbs.	Price /Each
BASIC STYLE			
FJ799	1	65	313.00
FJ800	2	121	563.00
FJ801	3	176	771.00
FJ802	4	231	1019.00
W/SLOPE TOP			
FJ803	1	69	347.00
FJ804	2	129	630.00
FJ805	3	188	872.00
FJ806	4	247	1289.00
W/RECESSED BASE			
FJ807	1	69	347.00
FJ808	2	129	630.00
FJ809	3	188	872.00
FJ810	4	247	1154.00
W/SLOPE TOP & RECESSED BASE			
FJ811	1	73	380.00
FJ812	2	137	698.00
FJ813	3	200	972.00
FJ814	4	300	1287.00

TRIPLE TIER LOCKERS

Model No.	Bank of	Wt. lbs.	Price /Each
BASIC STYLE			
FJ815	1	66	358.00
FJ816	2	122	670.00
FJ817	3	178	944.00
FJ818	4	233	1229.00
W/SLOPE TOP			
FJ823	1	70	392.00
FJ824	2	130	737.00
FJ825	3	190	1043.00
FJ826	4	249	1364.00
W/RECESSED BASE			
FJ819	1	70	392.00
FJ820	2	130	737.00
FJ821	3	190	1043.00
FJ822	4	249	1364.00
W/SLOPE TOP & RECESSED BASE			
FJ827	1	74	424.00
FJ828	2	138	805.00
FJ829	3	202	1144.00
FJ830	4	265	1497.00

LOCKERETTES

Model No.	Bank of	Wt. lbs.	Price /Each
BASIC STYLE			
FK872	1	64	514.00
FK873	2	119	995.00
FK874	3	174	1420.00
FK875	4	229	1900.00

LOCKERS

16-DOOR ARCHETTES

- Ideal for confined spaces
- 16 lockable compartments
- Bar for hanging garments
- Compartment dimensions: 12" W x 18" D x 12" H
- Overall dimensions: 72" W x 18" D x 72" H
- Padlock hasp



Model No.	Description	Colour	Wt. lbs.	Price/Each
FJ175	Pop Rivet Assembled	Light Grey	165	1170.00
FL359	All-Welded	Light Grey	180	1319.00
FL360	All-Welded	Charcoal	180	1319.00

LOCKER ROOM BENCHES

- Necessary for any locker room
- Features black powder coated legs that can be used free-standing, or bolted to the floor (wood-top locker benches)



Model No.	Dimensions			Type	Wt. lbs.	Price /Each
	L" x W" x H"					
FB002	72 x 12 x 17			Steel	35	266.00
RL871	48 x 9 1/4 x 16 1/2			Wood	23	266.00
RL872	60 x 9 1/4 x 16 1/2			Wood	29	282.00
RL873	72 x 9 1/4 x 16 1/2			Wood	31	311.00
RL874	96 x 9 1/4 x 16 1/2			Wood	39	371.00

PERSONAL EFFECTS LOCKERS

- Effective security system for storage of uniforms, linens, protective clothing, personal items, etc.
- Up to 16 people can have security of their own individual compartment
- Authorized personnel can open large master door with one key, for uniform replacement/security problems
- Compact design saves space
- All models finished in durable dove grey enamel
- Shipped assembled



FC063



FC064



FC066

Model No.	No. of Compartments	Overall Dimensions W" x D" x H"	Wt. lbs.	Price /Each
FC063	9	24 x 15 x 84	122	1774.00
FC064	10	18 x 15 x 78	91	1543.00
FC066	16	18 x 15 x 78	106	2165.00

WALL HUNG LOCKERS

- All-in-one storage for clothing and personal effects
- Four compartments measuring 12" W x 18" D x 12" H
- Baked enamel grey finish



Model No.	Description	Colour	Price/Each
FJ919	Pop Rivet Assembled	Light Grey	499.00
FL357	All-Welded	Light Grey	509.00
FL358	All-Welded	Charcoal	509.00

POLYPROPYLENE FOLDING BENCHES

- Durable high-density polypropylene construction
- Steel framing and folding legs for extra strength
- Dimensions: 72" L x 12" W x 17" H
- Folded dimensions: 36" L x 12" W x 4" H
- Weight: 20 lbs.

Model No. ON699
Price/Each \$109.00



LENOX™ HIGH-DENSITY POLYETHYLENE LOCKERS

Quick installation and low maintenance costs can add up to significant life cycle cost savings with Lenox™ solid plastic lockers. An added benefit of this fully assembled locker is that it is backed by a 20-year warranty and made from 30% post-industrial recycled material. In terms of durability, versatility and product life, most other lockers fall short.

Benefits:

- Impervious to moisture: Will not rust, delaminate, mildew or absorb odours
- Colour goes all the way through the material: Lenox™ lockers never need painting and scratches are repaired easily
- Highly impact resistant: Virtually eliminates dents and broken doors
- Vandalism resistant: Graffiti is no match for these lockers, it can easily be wiped away with use of regular cleaners
- Confidence in durability: All Lenox™ lockers are backed with a 20-year manufacturer's limited warranty against rust, denting and delaminating under normal use

Available Options:

- Key Locks
- Bases
- Mesh Doors
- Keypad Locks
- Number Plates
- Filler Panels
- Metal Wall Hooks
- Slope Tops
- Plastic Mirrors
- Engraved Logos
- 5 Heights
- Plastic Coat Hooks
- Pedestal Benches
- Drain Holes
- 100% Recycled Content Lockers
- 21 Colours
- 3 Widths & Depths
- Bench Lockers
- Built-In Combination Locks
- Card-Operated Locks
- End Panels



FI108

FI112

FI116

FI120

Single Tier

12" W x 12" D x 60" H
Model No. FI108
Price/Each \$805.00

Double Tier

12" W x 12" D x 72" H
Model No. FI112
Price/Each \$917.00

Triple Tier

12" W x 12" D x 72" H
Model No. FI116
Price/Each \$954.00

Four Tier

12" W x 12" D x 72" H
Model No. FI120
Price/Each \$982.00

Other sizes available, call for pricing:

Width: 12", 15", 18"
Depth: 12", 15", 18"
Height: 24", 36", 48", 60", 72"

20-YEAR LIMITED WARRANTY*



Mesh Doors
Optimal ventilation.



Cubby Lockers
Three cubby lockers pictured.



Bench Lockers
Convenient seating and secure storage.

LENOX™ Z-LOCKER

The Z-Locker is a multi-height solid plastic locker with a unique design that allows for hanging articles of clothing wrinkle-free while conserving valuable floor space.

Benefits:

- Unique locker design provides practical multi-tiered storage in half of the floor space
- Allows you to double the amount of available lockers while still providing wrinkle-free storage for garments



CUSTOM ENGINEERED DRAWINGS LAID OUT TO YOUR FLOOR PLAN!



AVAILABLE COLOURS



LOCKERS

PLASTIC LOCKERS


A NEW GENERATION OF LOCKERS

- These plastic lockers are maintenance free
- Drain holes make them easy to clean, just hose them down with soap and water
- Durable plastic construction makes them perfect for wet environments: food processing plants, athletic facilities, etc.
- New optional clear door design allows for easy inspection of locker contents

Specifications:

- Rust-proof
- No need for painting
- Easy cleaning
- Durable polyethylene construction
- Each unit is fully assembled
- Easy installation
- Space saving design
- Maintenance free

**REMCON
PLASTICS**
INCORPORATED



Model No.	Description	Dimensions W" x D"	Door Colour	Hook	Shelf	Top	Wt. lbs.	Price /Each
FH725	12" H locker (usually stacked 6 units high)	12 x 15	Grey	No	No	Flat	6	142.00
FH726	12" H locker (usually stacked 6 units high)	12 x 15	Clear	No	No	Flat	6	218.00
FH727	12" H locker (Sloped top)	12 x 15	Grey	No	No	Slope	8	155.00
FH728	12" H locker (Sloped top)	12 x 15	Clear	No	No	Slope	8	228.00
FC689	18" H locker (usually stacked 4 units high)	15 x 15	Grey	No	No	Flat	10	193.00
FC691	18" H locker (Sloped top)	15 x 15	Grey	No	No	Slope	45	224.00
FC693	36" H locker (usually stacked 2 units high)	12 x 15	Grey	Yes	No	Flat	16	259.00
FC695	Full size 60" H locker	15 x 18	Grey	Yes	Yes	Slope	42	615.00

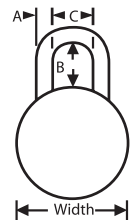
Note: All dimensions and weight are nominal and may vary due to molding tolerances. Mounting hardware not included. Lockers are individually sold per opening.

MASTERLOCK COMBINATION PADLOCKS

- World's best selling combination lock
- Hardened steel shackle for extra cut resistance
- Combination security for keyless convenience
- Double-armored stainless steel body
- 3-digit dialing and 1500 combinations for maximum security
- Model SR914 are school standard's in combination padlocks



**BLACK
GUARD**
Anti-Shim Technology




Model No.	Mfg. No.	Body Size		Body Material	Shackle Clearance			Shipping Weight (lbs.)	Price /Each
		Width"	Thickness"		A"	B"	C"		
SR914	1500	1 7/8 Dia.	3/4	Stainless Steel	9/32	3/4	13/16	0.50	8.18
SAL506	1500LH	1 7/8 Dia.	3/4	Stainless Steel	9/32	2	13/16	0.50	12.40

KLETON



**CANADA'S LEADING
MATERIAL HANDLING SUPPLIER**



WORKBENCHES

CREATE A WORKBENCH DESIGNED FOR YOUR APPLICATION

- Select from the components below to build the workbench to fit your needs
- All components **required** to make up your workbench are on this page
- **Optional** features for enhanced functionality are on the following page
- All steel components are constructed of 14-gauge steel unless otherwise specified
- All mounting hardware included
- Capacities range from 1000 lbs. to 2500 lbs. evenly distributed
- All steel components are powder coated Kleton grey
- Shipped knocked down

THINGS TO CONSIDER WHEN ORDERING A WORKBENCH

1. Determine the size (length, width, height) of the workbench required
2. Select one of each of the required components listed on this page, respecting the determined size of the workbench



REFER TO PAGES 118 AND 119 FOR YOUR ABOVE-WORKBENCH WORKSTATION

A - LEGS

- Legs static or mobile
- Comes with knockout for standard two-outlet electrical plug
- Provides an overall height of 34" w/top



Model No.	Description	Dimensions			Wt. lbs.	Price /Each
		D"	x	H"		
ML264	Single leg for use w/ 24" D top	22	x	32	14	71.50
ML265	Single leg for use w/ 30" D or 36" D top	28	x	32	15	78.40
ML266*	Pair of legs for use w/24" D top, includes Stringer FF979	22	x	32	38	150.00
ML268*	Pair of legs for use w/30" D or 36" D top, includes Stringer FF979	28	x	32	45	150.00
ML267*	Mobile Kit for use w/24" D top (pair), includes Stringer FF979	22	x	32	40	309.00
ML269*	Mobile Kit for use w/30" D or 36" D top (pair), includes Stringer FF979	28	x	32	40	290.00
FG732	Leg extensions to make height adjustable from 34"-39" in 1" increments (set of 4)				8	106.00

*For 84" L & 96" L tops, see the Universal Stringers listed below

B - TOPS

A variety of tops are available: 14-gauge steel wood filled, laminated wood, shop top and plastic laminate in a variety of sizes.

Our complete list of tops can be found on page 115



Wood Top - Square Edge




Wood Top - Bullnose



Shop Top



Plastic Laminate



Steel Wood-Filled



Stainless Steel Wood-Filled

C - UNIVERSAL STRINGERS

- Adds stability to the workbench
- Prevents legs from shifting
- Weight: 11lbs.

Model No. FF979 For 48", 60" or 72" bench
(included in kits ML266 to ML269)
Price/Each \$47.10

Model No. FH925 For 84" bench
Price/Each \$72.10

Model No. FH926 For 96" bench
Price/Each \$85.60



CUSTOMIZE YOUR WORKBENCH WITH ANY OF THE FOLLOWING OPTIONS:



D - DRAWERS

- Add storage to any workbench
- All-welded heavy-gauge steel
- 100% full extension with ball bearing slide mechanism
- Equipped with locks and two keys
- All locks keyed alike by drawer model
- Custom key options available
- Capacity: 100 lbs. per drawer evenly distributed
- Aluminum extrusion handles with grey end caps
- Overall Dimensions: 18" W x 21" D x 9" H



SINGLE DRAWER UNITS

- (1) 15 3/8" W x 20" D x 5 5/8" H
- Model No. FH673**
Price/Each \$171.00

DOUBLE DRAWER UNITS

- (2) 15 3/8" W x 20" D x 2 3/4" H
- Model No. FH674**
Price/Each \$250.00

E - BENCH RISER SHELVES

- Increase storage space
- Ideal for getting tools and other equipment off work surfaces
- 9" D x 12" H
- One per workbench



Model No.	Overall Width"	Wt. lbs.	Price/Each
FF956	48	19	106.00
FF957	60	24	109.00
FF958	72	29	119.00
FI319	84	35	178.00
FI320	96	42	234.00

F - LOWER SHELVES

- Add extra storage to any workbench
- 9" D
- One or two 9" deep shelves can be used per workbench



Model No.	Overall Width"	Wt. lbs.	Price/Each
FF934	44 (for use with 48" top)	14	58.70
FF935	56 (for use with 60" top)	16	68.00
FF936	68 (for use with 72" top)	18	69.90
RL866	80 (for use with 84" top)	21	85.60
RL867	92 (for use with 96" top)	24	104.00

G - BACK STOPS

- Add a 3" edge to the back of any workbench
- One per bench top



Model No.	Overall Width"	Wt. lbs.	Price/Each
FF704	48	8	44.90
FF705	60	10	51.80
FF708	72	12	69.90
FI317	84	14	85.60
FI318	96	16	99.50

H - END STOPS

- Add 3" sides to any workbench
- One per side desired to enclose



Model No.	Overall Width"	Wt. lbs.	Price/Each
FF792	24	4	29.50
FF793	30	5	34.50
FF794	36	6	36.00



We try to make it easy... look at our pre-designed layout options on pages 116 and 117

Customize to your specifications. If you need specific sizes or requirements not available on this page, call us today with your specs!

WORKBENCHES

Customize your own workbench... simply select any two cabinets listed and add a top.

CABINETS

- All-welded heavy-gauge steel
- 100% full extension drawers with ball bearing slide mechanism
- Capacity: 100 lbs. per drawer evenly distributed
- Reversible doors, can be opened on either left or right side
- Optional bases add height in 4" increments (maximum two bases per pedestal)
- Aluminum extrusion handles with grey end caps
- Complete with locks and two keys
- All locks keyed alike for pedestal model
- Custom key options available
- 18" W x 21" D x 28" H, overall cabinet size
- 30" overall height with top
- Powder coat finish with grey shell and Kleton blue on doors and drawers



REFER TO PAGES 118 AND 119 FOR YOUR ABOVE-WORKBENCH WORKSTATION



FULL DOOR CABINETS

- 16 3/4" W x 21" D x 24" H
 - Internal adjustable shelf included
 - Weight: 48 lbs.
- Model No. FH666**
Price/Each \$311.00



2-DOOR CABINETS

- (2) 16 3/4" W x 21" D x 12" H
 - Weight: 48 lbs.
- Model No. FH667**
Price/Each \$365.00



2-DRAWER W/1-DOOR CABINETS

- (2) 15 3/8" W x 20" D x 5 5/8" H
 - (1) 16 3/4" W x 21" D x 12" H
 - Weight: 59 lbs.
- Model No. FH668**
Price/Each \$485.00



2-DRAWER CABINETS

- (2) 15 3/8" W x 20" D x 11 5/8" H
 - Weight: 66 lbs.
- Model No. F1166**
Price/Each \$422.00



3-DRAWER CABINETS

- (2) 15 3/8" W x 20" D x 5 5/8" H
 - (1) 15 3/8" W x 20" D x 11 5/8" H
 - Weight: 78 lbs.
- Model No. F1167**
Price/Each \$487.00



4-DRAWER CABINETS

- (4) 15 3/8" W x 20" D x 5 5/8" H
 - Weight: 68 lbs.
- Model No. FH669**
Price/Each \$634.00



4-DRAWER W/1-DOOR CABINETS

- (4) 15 3/8" W x 20" D x 2 5/8" H
 - (1) 16 3/4" W x 21" D x 12" H
 - Weight: 63 lbs.
- Model No. FH670**
Price/Each \$678.00



6-DRAWER CABINETS

- (4) 15 3/8" W x 20" D x 2 5/8" H
 - (2) 15 3/8" W x 20" D x 5 5/8" H
 - Weight: 94 lbs.
- Model No. FH671**
Price/Each \$838.00



OPTIONAL PEDESTAL BASES

- (1) 4" high - 34" high with top
 - Weight: 5 lbs.
- Model No. FH672**
Price/Each \$49.35



LEG & PEDESTAL COMBINATIONS

- All-welded 14-gauge steel legs
- Knockout for standard two-outlet electrical plug
- Overall height of 34" with top
- Powder coat Kleton grey finish

Model No.	Description	Dimensions			Wt. lbs.	Price /Each
		D"	x	H"		
ML264	Single leg for use w/ 24" D top	22	x	32	14	71.50
ML265	Single leg for use w/ 30" D or 36" D top	28	x	32	15	78.40
FH672	Pedestal Base (Max 1)			4" H	5	49.35
FF920	Bench Leg Gussets (Pkg. of 2)				3	38.30

Pedestal base and bench leg gussets are required components when building all leg/pedestal combinations



We try to make it easy... look at our pre-designed layout options on pages 116 and 117.

HOW TO ORDER

1. Choose the pedestal desired
2. Determine the depth of the workbench
3. Add the appropriate leg configuration

See our selection of workbench tops on page 115.

WORKBENCH TOPS

SELECT ONE OF THESE SIX TOPS TO CUSTOMIZE YOUR WORKBENCH.

LAMINATED HARDWOOD TOPS SQUARE EDGE

- Lacquer finished tops for durability
- Heavy-duty solid hardwood laminations for long life
- Overall thickness: 1 3/4"
- 1/8" radius edge



Model No.	Size D" x W"	Wt. lbs.	Price /Each
FI730	24 x 48	56	259.00
FD016	24 x 60	70	269.00
FD017	24 x 72	84	359.00
FI731	24 x 84	98	489.00
FG970	24 x 96	112	499.00
FI732	24 x 120	140	749.00
FD019	30 x 48	70	299.00
FI733	30 x 60	88	339.00
FI734	30 x 72	105	399.00
FI735	30 x 84	123	589.00
FI736	30 x 96	140	599.00
FI737	30 x 120	175	799.00
FD025	36 x 48	84	349.00
FD026	36 x 60	105	399.00
FI738	36 x 72	126	489.00
FD028	36 x 84	147	669.00
FI739	36 x 96	168	679.00
FD023	36 x 120	210	929.00
FI740	48 x 48	112	699.00
FG977	48 x 60	140	799.00
FG978	48 x 72	168	949.00
FG979	48 x 84	196	1199.00
FG980	48 x 96	224	1249.00
FG982	48 x 120	280	1399.00

Note: Tops over 36" W are shipped in two pieces of hardwood, hardware is included.

PLASTIC LAMINATE TOPS

- Light-duty top with smooth white plastic laminate face covering 45-lb. density particle board
- Overall thickness: 1 5/8"
- Colour: White



Model No.	Size D" x W"	Wt. lbs.	Price /Each
FD008	24 x 48	65	214.00
FD009	24 x 60	72	234.00
FH771	30 x 48	72	234.00
FD011	30 x 60	90	256.00
FD012	30 x 72	108	309.00
FH772	30 x 84	126	429.00
FH773	30 x 96	144	429.00
FH774	36 x 48	86	294.00
FD013	36 x 60	108	319.00
FD014	36 x 72	130	383.00
FH776	36 x 84	151	448.00
FH777	36 x 96	173	448.00

LAMINATED HARDWOOD TOPS BULLNOSE EDGE

- Lacquer finished tops for durability
- Heavy-duty solid hardwood laminations for long life
- Overall thickness: 1 3/4"
- 3/8" radius edge




Model No.	Size D" x W"	Wt. lbs.	Price /Each
FH739	24 x 48	56	289.00
FH740	24 x 60	70	299.00
FH741	24 x 72	84	389.00
FH742	24 x 84	98	509.00
FH743	24 x 96	112	519.00
FH744	24 x 120	140	769.00
FH745	30 x 48	70	339.00
FH746	30 x 60	88	409.00
FH747	30 x 72	105	419.00
FH748	30 x 84	123	609.00
FH749	30 x 96	140	629.00
FH750	30 x 120	175	839.00
FH751	36 x 48	84	379.00
FH752	36 x 60	105	439.00
FH753	36 x 72	126	529.00
FH754	36 x 84	147	709.00
FH755	36 x 96	168	699.00
FH756	36 x 120	210	969.00
FH757	48 x 48	112	719.00
FH758	48 x 60	140	819.00
FH759	48 x 72	168	979.00
FH760	48 x 84	196	1229.00
FH761	48 x 96	224	1279.00
FH762	48 x 120	280	1429.00

Note: Tops over 36" W are shipped in two pieces of hardwood, hardware is included.

STEEL WOOD-FILLED TOPS

- Heavy-duty 14-gauge steel with formed edges
- Reinforced with wood core for sound reduction and added strength
- Overall thickness: 1 3/4"
- Colour: Powder coat Kleton grey



Model No.	Size D" x W"	Wt. lbs.	Price /Each
FD030	24 x 48	59	229.00
FD031	24 x 60	74	249.00
FH871	30 x 48	74	269.00
FD033	30 x 60	92	279.00
FD034	30 x 72	110	329.00
FH872	30 x 84	129	459.00
FH873	30 x 96	147	479.00
FH874	36 x 48	89	309.00
FD035	36 x 60	110	329.00
FD036	36 x 72	132	399.00
FH875	36 x 84	154	479.00
FH876	36 x 96	176	499.00



SHOP TOPS


- Great top for medium-duty applications
- 3/8" double sealed resin boards laminated over 1 1/8" MDF core
- Overall thickness: 1 3/4"



Model No.	Size D" x W"	Wt. lbs.	Price /Each
FD001	24 x 48	60	169.00
FD002	24 x 60	75	189.00
FH764	30 x 48	75	189.00
FD004	30 x 60	94	189.00
FD005	30 x 72	113	244.00
FH765	30 x 84	131	339.00
FH766	30 x 96	150	339.00
FH767	36 x 48	90	234.00
FD006	36 x 60	113	253.00
FD007	36 x 72	135	279.00
FH768	36 x 84	158	425.00
FH769	36 x 96	180	425.00

304 STAINLESS STEEL WOOD-FILLED TOPS

- Heavy-duty 14-gauge stainless steel with a number 4 finish and formed edges
- Reinforced with wood core for sound reduction and added strength
- Overall thickness: 1 3/4"



Model No.	Size D" x W"	Wt. lbs.	Price /Each
FI268*	24 x 48	59	531.00
FI269*	24 x 60	74	577.00
FI270*	30 x 48	74	619.00
FI271*	30 x 60	92	672.00
FI272*	30 x 72	110	730.00
FI273*	30 x 84	129	892.00
FI274*	30 x 96	147	970.00
FI275*	36 x 48	89	663.00
FI276*	36 x 60	110	716.00
FI277*	36 x 72	132	795.00
FI278*	36 x 84	154	970.00
FI279*	36 x 96	176	1037.00


* Stainless Steel finish may vary

WORKBENCHES

PRE-DESIGNED WORKBENCHES

Also available in 304 stainless steel wood filled top

SELECT FROM ONE OF OUR PRE-DESIGNED LAYOUT OPTIONS. 34" OVERALL HEIGHT, CAPACITY 2500 LBS. EVENLY DISTRIBUTED.



Model No.	Size D" x W"	Wt. lbs.	Price /Each
FF672	36 x 72	164	435.00
FF671	36 x 60	156	399.00
FF670	30 x 72	166	399.00
FF669	30 x 60	146	374.00
FF667	24 x 60	110	366.00

Model No.	Size D" x W"	Wt. lbs.	Price /Each
FF658	36 x 72	171	679.00
FF657	36 x 60	149	659.00
FF656	30 x 72	150	629.00
FF655	30 x 60	130	559.00
FF653	24 x 60	106	499.00

Model No.	Size D" x W"	Wt. lbs.	Price /Each
FF679	36 x 72	171	476.00
FH877	36 x 60	157	423.00
FF677	30 x 72	150	412.00
FF676	30 x 60	133	368.00
FH878	24 x 60	111	346.00

Model No.	Size D" x W"	Wt. lbs.	Price /Each
FF665	36 x 72	171	562.00
FH879	36 x 60	152	491.00
FF663	30 x 72	150	480.00
FF662	30 x 60	133	425.00
FH880	24 x 60	108	399.00



Model No.	Size D" x W"	Wt. lbs.	Price /Each
FF707	36 x 72	201	566.00
FF706	36 x 60	188	525.00
FF703	30 x 72	203	529.00
FF702	30 x 60	178	500.00
FF700	24 x 60	142	491.00

Model No.	Size D" x W"	Wt. lbs.	Price /Each
FF691	36 x 72	208	829.00
FF690	36 x 60	181	799.00
FF689	30 x 72	187	759.00
FF688	30 x 60	162	689.00
FF686	24 x 60	138	629.00

Model No.	Size D" x W"	Wt. lbs.	Price /Each
FF715	36 x 72	208	607.00
FH881	36 x 60	189	548.00
FF713	30 x 72	187	543.00
FF712	30 x 60	165	493.00
FH882	24 x 60	143	472.00

Model No.	Size D" x W"	Wt. lbs.	Price /Each
FF698	36 x 72	208	692.00
FH883	36 x 60	184	617.00
FF696	30 x 72	187	611.00
FF695	30 x 60	165	550.00
FH884	24 x 60	140	525.00




Model No.	Size D" x W"	Wt. lbs.	Price /Each
FG293	36 x 72	228	725.00
FG292	36 x 60	215	679.00
FG291	30 x 72	230	689.00
FG290	30 x 60	205	659.00
FG289	24 x 60	169	649.00

Model No.	Size D" x W"	Wt. lbs.	Price /Each
FG285	36 x 72	235	949.00
FG284	36 x 60	208	929.00
FG283	30 x 72	214	889.00
FG282	30 x 60	189	829.00
FG281	24 x 60	165	759.00

Model No.	Size D" x W"	Wt. lbs.	Price /Each
FG296	36 x 72	235	779.00
FH885	36 x 60	216	719.00
FG295	30 x 72	214	719.00
FG294	30 x 60	192	669.00
FH886	24 x 60	170	649.00

Model No.	Size D" x W"	Wt. lbs.	Price /Each
FG288	36 x 72	235	869.00
FH887	36 x 60	211	799.00
FG287	30 x 72	214	789.00
FG286	30 x 60	192	729.00
FH888	24 x 60	167	699.00



Model No.	Size D" x W"	Wt. lbs.	Price /Each
FG109	36 x 72	209	864.00
FG108	36 x 60	201	843.00
FG107	30 x 72	211	843.00
FG106	30 x 60	191	815.00
FG104	24 x 60	161	799.00

Model No.	Size D" x W"	Wt. lbs.	Price /Each
FG095	36 x 72	216	1149.00
FG094	36 x 60	194	1113.00
FG093	30 x 72	195	1067.00
FG092	30 x 60	175	999.00
FG090	24 x 60	158	923.00

Model No.	Size D" x W"	Wt. lbs.	Price /Each
FG116	36 x 72	216	859.00
FH889	36 x 60	202	830.00
FG114	30 x 72	195	819.00
FG113	30 x 60	178	758.00
FH890	24 x 60	163	749.00

Model No.	Size D" x W"	Wt. lbs.	Price /Each
FG102	36 x 72	216	968.00
FH891	36 x 60	197	899.00
FG100	30 x 72	195	887.00
FG099	30 x 60	178	832.00
FH892	24 x 60	161	801.00



Model No.	Size D" x W"	Wt. lbs.	Price /Each
FG277	36 x 72	208	1059.00
FG276	36 x 60	200	1021.00
FG275	30 x 72	210	1021.00
FG274	30 x 60	190	998.00
FG273	24 x 60	160	984.00

Model No.	Size D" x W"	Wt. lbs.	Price /Each
FG269	36 x 72	215	1199.00
FG268	36 x 60	193	1149.00
FG267	30 x 72	194	1149.00
FG266	30 x 60	174	999.00
FG265	24 x 60	156	979.00

Model No.	Size D" x W"	Wt. lbs.	Price /Each
FG280	36 x 72	215	1093.00
FH893	36 x 60	201	1040.00
FG279	30 x 72	194	1029.00
FG278	30 x 60	177	986.00
FH894	24 x 60	165	961.00

Model No.	Size D" x W"	Wt. lbs.	Price /Each
FG272	36 x 72	215	1179.00
FH895	36 x 60	198	1112.00
FG271	30 x 72	194	1097.00
FG270	30 x 60	177	1042.00
FH896	24 x 60	158	1013.00



Model No.	Size D" x W"	Wt. lbs.	Price /Each
FG640	36 x 72	213	1253.00
FG641	36 x 60	205	1216.00
FG642	30 x 72	215	1216.00
FG444	30 x 60	195	1124.00
FG443	24 x 60	165	1111.00

Model No.	Size D" x W"	Wt. lbs.	Price /Each
FG635	36 x 72	220	1299.00
FG636	36 x 60	198	1249.00
FG637	30 x 72	199	1199.00
FG638	30 x 60	179	1199.00
FG639	24 x 60	162	1099.00

Model No.	Size D" x W"	Wt. lbs.	Price /Each
FG645	36 x 72	220	1289.00
FH897	36 x 60	205	1235.00
FG646	30 x 72	199	1223.00
FG647	30 x 60	182	1180.00
FH898	24 x 60	167	1156.00

Model No.	Size D" x W"	Wt. lbs.	Price /Each
FG648	36 x 72	220	1374.00
FH899	36 x 60	202	1304.00
FG649	30 x 72	199	1292.00
FG650	30 x 60	182	1237.00
FH900	24 x 60	164	1215.00

If you need specific sizes or requirements not available on this page, see pages 112 to 113 to customize your own workbench or call us today with your specs!

Refer to pages 118 and 119 for your above-workbench workstation

PRE-DESIGNED WORKBENCHES

Also available in 304 stainless steel wood filled top

SELECT FROM ONE OF OUR PRE-DESIGNED LAYOUT OPTIONS. 34" OVERALL HEIGHT, CAPACITY 2500 LBS. EVENLY DISTRIBUTED.



Model No.	Size D" x W"	Wt. lbs.	Price /Each
FG137	36 x 72	304	1134.00
FG136	36 x 60	296	1114.00
FG135	30 x 72	306	1114.00
FG134	30 x 60	286	1086.00
FG132	24 x 60	257	1078.00

Model No.	Size D" x W"	Wt. lbs.	Price /Each
FG123	36 x 72	311	1399.00
FG122	36 x 60	289	1384.00
FG121	30 x 72	290	1338.00
FG120	30 x 60	270	1269.00
FG118	24 x 60	254	1199.00

Model No.	Size D" x W"	Wt. lbs.	Price /Each
FG144	36 x 72	311	1129.00
FH901	36 x 60	297	1100.00
FG142	30 x 72	290	1090.00
FG141	30 x 60	273	1029.00
FH902	24 x 60	258	1028.00

Model No.	Size D" x W"	Wt. lbs.	Price /Each
FG130	36 x 72	311	1238.00
FH903	36 x 60	292	1170.00
FG128	30 x 72	290	1158.00
FG127	30 x 60	273	1103.00
FH904	24 x 60	256	1079.00



Model No.	Size D" x W"	Wt. lbs.	Price /Each
FG245	36 x 72	263	1172.00
FG244	36 x 60	255	1149.00
FG243	30 x 72	265	1149.00
FG242	30 x 60	245	1123.00
FG241	24 x 60	246	1116.00

Model No.	Size D" x W"	Wt. lbs.	Price /Each
FG237	36 x 72	270	1439.00
FG236	36 x 60	248	1420.00
FG235	30 x 72	249	1375.00
FG234	30 x 60	229	1309.00
FG233	24 x 60	213	1238.00

Model No.	Size D" x W"	Wt. lbs.	Price /Each
FG248	36 x 72	270	1167.00
FH905	36 x 60	256	1137.00
FG247	30 x 72	249	1127.00
FG246	30 x 60	232	1066.00
FH906	24 x 60	218	1066.00

Model No.	Size D" x W"	Wt. lbs.	Price /Each
FG240	36 x 72	270	1276.00
FH907	36 x 60	251	1208.00
FG239	30 x 72	249	1195.00
FG238	30 x 60	232	1140.00
FH908	24 x 60	215	1117.00



Model No.	Size D" x W"	Wt. lbs.	Price /Each
FG624	36 x 72	266	1790.00
FG625	36 x 60	258	1752.00
FG626	30 x 72	268	1752.00
FG627	30 x 60	248	1730.00
FG628	24 x 60	219	1723.00

Model No.	Size D" x W"	Wt. lbs.	Price /Each
FG619	36 x 72	273	1799.00
FG620	36 x 60	251	1749.00
FG621	30 x 72	252	1699.00
FG622	30 x 60	232	1699.00
FG623	24 x 60	216	1599.00

Model No.	Size D" x W"	Wt. lbs.	Price /Each
FG629	36 x 72	271	1825.00
FH909	36 x 60	259	1772.00
FG630	30 x 72	252	1760.00
FG631	30 x 60	235	1718.00
FH910	24 x 60	221	1698.00

Model No.	Size D" x W"	Wt. lbs.	Price /Each
FG632	36 x 72	273	1910.00
FH911	36 x 60	254	1842.00
FG633	30 x 72	252	1829.00
FG634	30 x 60	235	1775.00
FH912	24 x 60	218	1751.00



Model No.	Size D" x W"	Wt. lbs.	Price /Each
FG464	36 x 72	247	1399.00
FG465	36 x 60	239	1384.00
FG466	30 x 72	249	1384.00
FG467	30 x 60	229	1355.00
FG468	24 x 60	200	1348.00

Model No.	Size D" x W"	Wt. lbs.	Price /Each
FG459	36 x 72	254	1445.00
FG460	36 x 60	232	1654.00
FG461	30 x 72	233	1607.00
FG462	30 x 60	213	1539.00
FG463	24 x 60	197	1470.00

Model No.	Size D" x W"	Wt. lbs.	Price /Each
FG469	36 x 72	254	1399.00
FH913	36 x 60	240	1370.00
FG470	30 x 72	233	1359.00
FG471	30 x 60	216	1298.00
FH914	24 x 60	202	1298.00

Model No.	Size D" x W"	Wt. lbs.	Price /Each
FG472	36 x 72	254	1509.00
FH915	36 x 60	235	1440.00
FG473	30 x 72	233	1427.00
FG474	30 x 60	216	1373.00
FH916	24 x 60	199	1349.00



Model No.	Size D" x W"	Wt. lbs.	Price /Each
FG229	36 x 72	261	1595.00
FG228	36 x 60	253	1557.00
FG227	30 x 72	263	1557.00
FG226	30 x 60	243	1535.00
FG225	24 x 60	214	1528.00

Model No.	Size D" x W"	Wt. lbs.	Price /Each
FG221	36 x 72	268	1599.00
FG220	36 x 60	246	1549.00
FG219	30 x 72	247	1499.00
FG218	30 x 60	227	1449.00
FG217	24 x 60	211	1399.00

Model No.	Size D" x W"	Wt. lbs.	Price /Each
FG232	36 x 72	268	1631.00
FH917	36 x 60	254	1577.00
FG231	30 x 72	247	1566.00
FG230	30 x 60	230	1522.00
FH918	24 x 60	216	1499.00

Model No.	Size D" x W"	Wt. lbs.	Price /Each
FG224	36 x 72	267	1716.00
FH919	36 x 60	249	1646.00
FG223	30 x 72	247	1634.00
FG222	30 x 60	230	1579.00
FH920	24 x 60	213	1556.00



Model No.	Size D" x W"	Wt. lbs.	Price /Each
FG415	36 x 72	271	1985.00
FG414	36 x 60	263	1947.00
FG413	30 x 72	273	1947.00
FG412	30 x 60	253	1924.00
FG411	24 x 60	224	1917.00

Model No.	Size D" x W"	Wt. lbs.	Price /Each
FG420	36 x 72	278	1999.00
FG419	36 x 60	256	1949.00
FG418	30 x 72	257	1899.00
FG417	30 x 60	237	1849.00
FG416	24 x 60	221	1799.00

Model No.	Size D" x W"	Wt. lbs.	Price /Each
FG423	36 x 72	278	2020.00
FH921	36 x 60	264	1966.00
FG422	30 x 72	257	1954.00
FG421	30 x 60	240	1911.00
FH922	24 x 60	226	1892.00

Model No.	Size D" x W"	Wt. lbs.	Price /Each
FG426	36 x 72	278	2104.00
FH923	36 x 60	259	2036.00
FG425	30 x 72	257	2023.00
FG424	30 x 60	240	1968.00
FH924	24 x 60	223	1946.00

If you need specific sizes or requirements not available on this page, see pages 112 to 113 to customize your own workbench or call us today with your specs!

Refer to pages 118 and 119 for your above-workbench workstation

WORKBENCHES

ERGONOMIC WORKSTATIONS

- Highly functional and flexible system of above-work surface accessories and modular components
- Ergonomically designed, delivering easy accessibility with no stretch or strain
- Modular design allows for easy reconfiguration

Workstation benefits include:

- Greater productivity and efficiency
- Reduced strain and increased ergonomic ease
- Equipped to exactly suit your needs
- Properly illuminated work areas



SINGLE FRAME SECTIONS

Model No.	Height"	Section Width" (A)	Min Work Surface Width" Required	Price /Each
FI368	30	24	30	190.00
FI370	30	30	36	199.00
FH992	30	36	42	199.00
FI372	30	42	48	199.00
FH993	30	48	54	211.00
FI374	30	60	66	211.00
FI369	48	24	30	199.00
FI371	48	30	36	211.00
FH994	48	36	42	211.00
FI373	48	42	48	211.00
FH995	48	48	54	222.00
FI375	48	60	66	222.00

ADDER FRAME SECTION

Model No.	Height"	Section Width" (A)	Min Work Surface Width" Required	Price /Each
FI376	30	24	54	127.00
FI378	30	30	60	137.00
FI380	30	36	66	137.00
FI382	30	42	72	137.00
FI384	30	48	78	148.00
FI386	30	60	90	148.00
FI377	48	24	54	137.00
FI379	48	30	60	148.00
FI381	48	36	66	148.00
FI383	48	42	72	148.00
FI385	48	48	78	158.00
FI387	48	60	90	158.00

DOUBLE FRAME SECTIONS

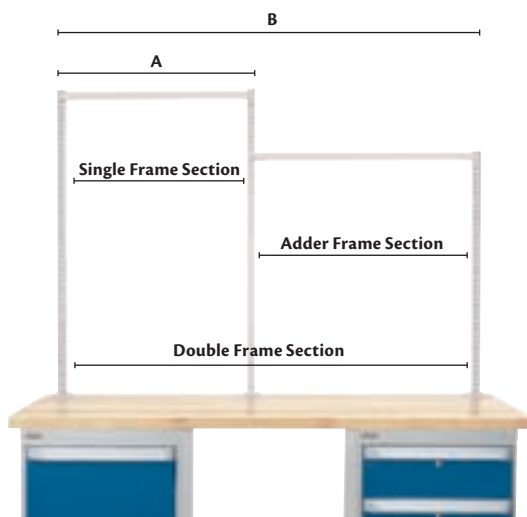
Model No.	Height"	Section Width"	Min Work Surface Width" Required	Price /Each
FI747	30	24 + 24	54	342.00
FI749	30	24 + 30	60	353.00
FL525	30	24 + 36	66	327.00
FL526	30	24 + 42	72	327.00
FL527	30	24 + 48	78	338.00
FL528	30	24 + 60	90	338.00
FL529	30	30 + 30	66	338.00
FL530	30	30 + 36	72	338.00
FL531	30	30 + 42	78	338.00
FL532	30	30 + 48	84	349.00
FL533	30	30 + 60	96	349.00
FL534	30	36 + 36	78	338.00
FL535	30	36 + 42	84	338.00
FL536	30	36 + 48	90	349.00
FL537	30	36 + 60	102	349.00
FL538	30	42 + 42	90	338.00
FL539	30	42 + 48	96	349.00
FL540	30	42 + 60	108	349.00
FL541	30	48 + 48	102	359.00
FL542	30	48 + 60	114	359.00
FL543	30	60 + 60	126	359.00
FI748	48	24 + 24	54	365.00
FI750	48	24 + 30	60	376.00
FL544	48	24 + 36	66	349.00
FL545	48	24 + 42	72	349.00
FL546	48	24 + 48	78	359.00
FL547	48	24 + 60	90	359.00
FL548	48	30 + 30	66	296.00
FL549	48	30 + 36	72	296.00
FL550	48	30 + 42	78	296.00
FL551	48	30 + 48	84	306.00
FL552	48	30 + 60	96	306.00
FL553	48	36 + 36	78	296.00
FL554	48	36 + 42	84	296.00
FL555	48	36 + 48	90	306.00
FL556	48	36 + 60	102	306.00
FL557	48	42 + 42	90	296.00
FL558	48	42 + 48	96	306.00
FL559	48	42 + 60	108	306.00
FL560	48	48 + 48	102	316.00
FL561	48	48 + 60	114	316.00
FL562	48	60 + 60	126	316.00

TO PICK THE RIGHT FRAME FOR YOUR NEEDS YOU MUST DETERMINE THE FOLLOWING MEASUREMENTS:

Section Width (A): Is measured from the centre of one upright to the other.
Overall Width (B): Is measured from the outside of one foot plate to the other.
 Then determine if you require a single frame or double frame unit.

SURFACE MOUNT FRAMES

- Frames are made from a heavy gauge steel and are notched front and back at 1" increments
- Foot plate is 2 3/4" x 4"



NEXUS SYSTEM WORKBENCH ACCESSORIES

OVERHEAD CABINETS

- Protect, secure above-work-surface storage of large, bulky items



Model No.	Overall Dimensions W" x D" x H"	Price /Each
FI364	24 x 15 x 16	590.00
FI365	30 x 15 x 16	644.00
FI366	36 x 15 x 16	728.00
FI367	48 x 15 x 16	892.00

REPLACEMENT PARTS

FI362	Support Brackets for 16" Overall Height	62.20
-------	---	-------

OVERHEAD LIGHT FIXTURES

- Tilts up or down 10°
- Kit includes a switch, 8' grounded electrical cord, support track, standard acrylic diffuser and T8 bulbs
- Support bracket sold separately



Model No.	Use with Frame Overall Width"	Price /Each
FI019	48	483.00
FI020	60	519.00

SUPPORT BRACKETS

Model No.	Use with Frame Overall Depth"	Price /Each
FI327	Less than 30	80.20
FI328	Greater than or equal to 30	97.00

HORIZONTAL POWER BOARDS

- 15 Amps with six plugs
- Pivots on axis providing full horizontal adjustability



Model No.	Overall Width"	Price /Each
FI022	24	249.00
FI023	30	249.00
FI024	36	259.00
FI025	48	270.00

VERTICAL POWER BOARDS

- 15 Amps with six outlets
- Mounts vertically to front and back of upright
- Features a lighted on/off switch, 6' cord with grounded plug and circuit breaker
- Bracket and hardware included

Model No. FI021
Price/Each \$181.00



PLASTIC BOX RAILS

- Easily adjustable for ergonomic access
- Can be mounted either parallel or a 15° angle to the workstation
- Suitable to use with bins that have a rear lip
- Plastic bins not included



Model No.	Overall Width"	Price /Each
FI030	24	80.20
FI031	30	80.20
FI032	36	90.80
FI033	48	101.00

ADJUSTABLE SHELVES

- Adjustable, heavy gauge steel shelves can be mounted parallel to the work surface or at a 15° angle for easy ergonomic access
- 100-lb. capacity evenly distributed



Model No.	Overall Dimensions W" x D"	Price /Each
FI001	24 x 12	116.00
FI002	30 x 12	132.00
FI003	36 x 12	132.00
FI004	48 x 12	144.00
FI005	24 x 15	132.00
FI006	30 x 15	144.00
FI007	36 x 15	144.00
FI008	48 x 15	157.00
FI009	24 x 18	182.00
FI010	30 x 18	194.00
FI011	36 x 18	194.00
FI012	48 x 18	207.00

SHELF DIVIDERS

- Shelf dividers fit over the edge of the shelf when it is mounted parallel to the work surface



Model No.	Overall Dimensions D" x H"	Price /Each
FI013	12 x 4	21.10
FI014	12 x 6	25.90
FI015	12 x 8	30.60
FI016	15 x 4	25.90
FI017	15 x 6	30.60
FI018	15 x 8	35.20

STEEL LOUVERED BACK PANELS

- Designed to accommodate industry standard plastic bins that featured louvered edge or lip



Model No.	Overall Dim. W" x H"	Price /Each	Model No.	Overall Dim. W" x H"	Price /Each
FI034	24 x 18	144.00	FI038	24 x 30	158.00
FI035	30 x 18	144.00	FI039	30 x 30	158.00
FI036	36 x 18	154.00	FI040	36 x 30	169.00
FI037	48 x 18	165.00	FI041	48 x 30	179.00

REVERSIBLE MARKERBOARDS/TACKBOARDS

- Two-sided reversible board
- Features white magnetic marker board on one side and grey fabric panel on the other



Model No.	Overall Dimensions W" x H"	Price /Each
FI050	24 x 30	285.00
FI051	30 x 30	285.00
FI052	36 x 30	412.00
FI053	48 x 30	549.00

STEEL PEGBOARD PANELS

- Accepts all standard pegging devices
- Holes are 1/4" in diameter



Model No.	Overall Dim. W" x H"	Price /Each	Model No.	Overall Dim. W" x H"	Price /Each
FI042	24 x 18	144.00	FI046	24 x 30	158.00
FI043	30 x 18	144.00	FI047	30 x 30	158.00
FI044	36 x 18	154.00	FI048	36 x 30	169.00
FI045	48 x 18	165.00	FI049	48 x 30	179.00

Other sizes available upon request

EXTRA HEAVY-DUTY WORKBENCHES

ALL-WELDED BENCHES

- All-welded construction features a wood-filled 3/16" steel top with 11 gauge steel legs and stringers
- Standard bolt-down footplates
- Mobile units come w/6" polyurethane casters, two swivel w/brakes, and two rigid
- Overall height is 34"
- Capacity is based on evenly distributed weight
- Durable Kleton blue enamel finish



REFER TO PAGES
118 AND 119 FOR YOUR
ABOVE-WORKBENCH
WORKSTATION

PEDESTAL BENCHES

- Designed for workshop applications
- Feature 1 3/4" thick solid laminated hardwood top, mounted on two all-welded pedestals with two shelves each
- Pedestals are 18" W x 24" D x 32" H
- Overall height: 34"
- Capacity is based on evenly distributed weight
- Durable Kleton blue enamel finish
- Shipped knocked down



Model No.	Style	Dimensions			Cap. lbs.	Wt. lbs.	Price /Each
		W"	x	D"	x	H"	
FF494	Static	72	x	30	x	34	5000 290 949.00
FF495	Static	72	x	36	x	34	5000 360 999.00
FH465	Mobile	72	x	30	x	34	3500 290 1120.00
FH466	Mobile	72	x	36	x	34	3500 360 1186.00

Model No.	Dimensions	Cap. lbs.	Wt. lbs.	Price /Each
	W" x D" x H"			
FF120	60 x 30 x 34	2500	158	839.00
FF121	72 x 30 x 34	2500	175	899.00
FF122	84 x 30 x 34	2500	192	1199.00
FF119	120 x 30 x 34	2500	245	1260.00

HEAVY-DUTY STAINLESS STEEL WORKBENCHES

- Work surface is constructed of 14-gauge stainless steel with an 11-gauge support structure
- 1 5/8" diameter posts with tapered sleeves and corners
- Standard units are stationary with leveling foot on each post
- 30" models can be fitted with 5" polyurethane swivel casters, two with wheel brake
- Capacity is based on evenly distributed weight
- Shipped knocked down



F1388



F1391

ECONOMY GRADE OPEN WORKBENCHES

- Meet any strength requirement for light manufacturing, assembly operations, maintenance service, etc.
- Heavy gauge adjustable legs from 29" to 34"
- Front and back electrical knockouts
- 12" deep lower shelf
- Choose between 1" presswood top, or plastic top (1 1/4" grey laminated plastic surface) widely used in electronics, laboratories, and institutions
- Optional drawer, model FH271 can be added to all models
- Capacity: 200 lbs./sq. ft., evenly distributed
- Shipped knocked down



FH214

Model No.	Description	Overall Dimensions			Cap. lbs.	Wt. lbs.	Price /Each
		W" x D" x H"					
F1388	3-Sided Frame	60 x 30 x 34		625	104	1649.00	
F1389	3-Sided Frame	72 x 30 x 34		750	121	1799.00	
F1390	3-Sided Frame	96 x 30 x 34		1000	150	2149.00	
F1391	H-Frame	60 x 30 x 34		625	104	1649.00	
F1392	H-Frame	72 x 30 x 34		750	120	1799.00	
F1393	H-Frame	96 x 30 x 34		1000	150	2149.00	
DRAWERS							
F1412	Economy Drawer	14 x 28 x 5 3/4			7	146.00	
F1413	Deluxe Drawer	24 x 25 3/4 x 7 1/2			31	959.00	

Model No.	Description	Capacity lbs.	Dimensions	Wt. lbs.	Price /Each
			W" x D"		
FH213	1" Presswood Top	1600	48 x 24	70	205.00
FH214	1" Presswood Top	2000	60 x 24	76	249.00
FH215	1" Presswood Top	2400	72 x 24	82	309.00
FH216	1" Presswood Top	2500	60 x 30	83	345.00
FH217	1" Presswood Top	3000	72 x 30	92	385.00
FF649	1 1/4" Plastic Top	1600	48 x 24	77	345.00
FF650	1 1/4" Plastic Top	2000	60 x 24	83	419.00
FF651	1 1/4" Plastic Top	3000	72 x 30	122	555.00
FH271	Optional Drawer Only		18 x 12	12	53.50

* Models are also available in 36" and 44" depths

HEAVY-DUTY MACHINE STANDS

- Designed for use as machinery stand or work table when full-sized workbench is not necessary
- 14" shelf clearance
- All-welded construction
- 14-gauge steel lip-down shelves, with bolt-down footplates on 3/16" x 1 1/2" angle leg
- Capacity is based on evenly distributed weight
- Durable Kleton blue enamel finish



FH269

Model No.	Dimensions	Cap. lbs.	Wt. lbs.	Price /Each
	W" x D" x H"			
FH268	30 x 18 x 32	1200	60	202.00
FH269	36 x 24 x 32	1200	70	224.00
FH270	48 x 24 x 32	1200	85	269.00



VARI-TUFF™ ERGONOMIC WORKBENCHES


- Knocked-down, folding leg style
- Assembles in minutes
- Two brace supports and hardware supplied with each leg
- Eliminates stringers
- One package contains entire bench
- Choice of steel tops or tempered hardwood over steel (THS)
- Adjustable height from 28" to 42"
- Legs made of 13 gauge steel
- Channel formed on all four sides
- All four corners are welded and ground smooth
- 120" W unit comes with three sets of legs, all others come with two
- Capacity: 2000 lbs. evenly distributed
- Grey finish



FG750



FG753



Width"	Depth"	Steel Top Model No.	Price /Each	THS Top Model No.	Price /Each
84	28	FG746	771.00	FG755	921.00
84	34	FG747	836.00	FG756	1127.00
84	48	FG748	1010.00	FG757	1191.00
96	28	FG749	827.00	FG758	1093.00
96	34	FG750	876.00	FG759	1146.00
120	28	FG752	1048.00	FG761	1339.00
120	34	FG753	1117.00	FG762	1412.00
120	48	FG754	1285.00	FG763	1535.00

72" LOUVERED BENCH RACKS

- All-welded louvered bench rack
- Provides tool and storage for assembly or repair operations when combined with plastic parts bin
- Designed to be permanently installed on a 72" wide workbench
- Constructed of 1 1/4" square tube frame
- Capacity is based on evenly distributed weight
- Durable Kleton blue enamel finish



CB176



Workbench not included

RACKS ONLY

Model No.	Description	W"	x	D"	x	H"	Wt. lbs.	Price /Each
CB364	Bolt-on bench rack	72	x	15	x	40	95	477.00

RACK & BINS COMBINATIONS

Model No.		Cabinet Size			Overall Bin Dimensions	Bin Qty.	Capacity lbs.	Price /Each
Red	Blue	Yellow	Green	Stone				
CB173	CB172	CB174	CF365	CF366	7 3/8" x 4 1/8" x 3"	144	1440	771.00
CB176	CB175	CB177	CF367	CF368	10 7/8" x 5 1/2" x 5"	72	2160	839.00
CB185	CB184	CB186	CF369	CF370	14 3/8" x 8 1/4" x 7"	36	2160	820.00

MAXI-BENCH WORKSTATIONS

- Roll your workstation to your work area
- Sturdy 30" x 60" steel wood-filled top and all-welded 14-gauge frame
- Includes: 42" H peg board panel, double drawers, swivel-out stool, lower shelf, end stops
- Mobile units come with 5" nylon non-marking casters, two rigid and two swivel with brakes
- Models FF068 and FF071 include fluorescent lamp, 25' incandescent drop light, and 4-outlet power bar
- Capacity: 1200 lbs. evenly distributed
- Durable Kleton blue enamel finish

Model No.	Description	Overall Height"	Wt. lbs.	Price /Each
FF068	Mobile, complete	76	435	2173.00
FF069	Mobile, no electrical	76	415	1848.00
FF071	Static, Complete	70	425	2165.00
FF072	Static, no electrical	70	405	1869.00



FF068



WORKBENCHES

BUILD YOUR OWN CABINET WORKBENCH

- Versatile cabinet workbench suited for any industrial application that requires work surface and secure tool and parts storage
- Steel-wood fill tops available in grey or blue
- Capacity: 3000 lbs. evenly distributed
- Durable Kleton blue enamel finish
- Shipped knocked down



A - CABINET SHELLS ONLY

- Made of heavy gauge all-welded 14-gauge steel

C - SHELVES

- Made of 14-gauge steel
- Maximum two per cabinet
- Capacity: 300 lbs. evenly distributed

Model No.	Dimensions				Wt. lbs.	Price /Each	
	L"	x	W"	x			H"
FH165	28	x	59	x	32	105	515.00

Model No.	Dimensions			Wt. lbs.	Price /Each
	L"	x	W"		
FH164	27 3/4	x	58 3/4	15	165.00

B - TOPS

- Our complete list of tops can be found on page 115

	Model No.		Size"	Price /Each
	Grey Tops	Blue Tops		
STEEL - WOOD FILL	FD033	FH183	30 x 60	279.00
	FD034	FH184	30 x 72	329.00
	FD035	FH185	36 x 60	329.00
	FD036	FH186	36 x 72	399.00

LAMINATED WOOD - BULLNOSE EDGE (3/8" RADIUS)				
	FH746	-	30 x 60	409.00
	FH747	-	30 x 72	419.00
	FH752	-	36 x 60	439.00
	FH753	-	36 x 72	529.00

LAMINATED WOOD - SQUARE EDGE (1/8" RADIUS)				
	FI733	-	30 x 60	339.00
	FI734	-	30 x 72	399.00
	FD026	-	36 x 60	399.00
	FI738	-	36 x 72	489.00

SHOP TOPS				
	FD004	-	30 x 60	189.00
	FD005	-	30 x 72	244.00
	FD006	-	36 x 60	253.00
	FD007	-	36 x 72	279.00

PLASTIC LAMINATE				
	FD011	-	30 x 60	256.00
	FD012	-	30 x 72	309.00
	FD013	-	36 x 60	319.00
	FD014	-	36 x 72	383.00

STAINLESS STEEL				
	FI271	-	30 x 60	672.00
	FI272	-	30 x 72	730.00
	FI276	-	36 x 60	716.00
	FI277	-	36 x 72	795.00

D - DOOR

- Made of 18-gauge steel on rollers
- Recessed handles
- Includes: Plunger lock and two keys



Model No.	Description	Wt. lbs.	Price /Each
FH163	Door Set, Lock Included	40	424.00

E - DRAWERS

- All-welded heavy gauge steel
- 100% full extension with ball bearing slide mechanism
- All locks keyed alike by drawer model
- Includes: locks and two keys
- Aluminum extrusion handles with grey end caps
- Capacity: 100 lbs. per drawer evenly distributed



FH938



FH939

Model No.	Dimensions				Wt. lbs.	Price /Each	
	L"	x	W"	x			H"
FH938	15 3/8	x	20	x	5 5/8	30	211.00
FH939	15 3/8	x	20	x	2 3/4	35	291.00

MOBILE CABINET BENCHES

- Ideal for maintenance, repair and assembly departments
- Mount one, two or three cabinets from six choices of cabinets
- Heavy-duty 11-gauge steel base, 1 1/4" thick laminated hardwood top, and a push handle
- Four 5" non-marking casters with brakes for smooth, easy rolling
- Doors are reversible, can be opened either left or right side
- All locks keyed alike by pedestal model
- Capacity: 1200 lbs. evenly distributed
- Cabinet frame powder coat finish with grey shell and Kleton blue on doors and drawers
- Shipped knocked down



FH666

FH667

FH668

F1166

F1167

FH669

FH670

FH671

CONFIGURE YOUR OWN UNIT BY CHOOSING:

1. The pedestal style(s) that suits your needs (to a maximum of three pedestal(s))
2. Add to that the assembly kit, whether it be single, double or triple. Assembly kit includes casters, base and 1 1/4" laminated hardwood top



Assembly Kit

Model No.	Description	Wt. lbs.	Price /Each
1 - PEDESTAL STYLES COMPLETE WITH LOCK & 2 KEYS			
FH666	One door	51	311.00
FH667	Two half doors	52	365.00
FH668	Two small drawers and one half door	75	485.00
FH669	Four large drawers	97	634.00
F1166	Two large drawers	66	422.00
F1167	One large drawer and two small drawers	78	487.00
FH670	Four small drawers and one half door	84	678.00
FH671	Four small drawers and two large drawers	98	838.00
2 - ASSEMBLY KITS			
FH407	Single	35	310.00
FH408	Double	65	420.00
FH409	Triple	95	595.00

SINGLE PEDESTAL BENCHES

- Heavy gauge steel cabinet with 1" round tube frame
- Top tray lined with a rubber mat
- Full extension drawers with a capacity of 100 lbs. per drawer
- Four 4" non-marking casters with brakes for smooth, easy rolling
- Comes complete with locks and two keys
- Overall dimensions 20" W x 21" D x 37" H
- Capacity: 800 lbs. evenly distributed
- Cabinet frame powder coat finish with grey shell and Kleton blue on doors and drawers



Model No.	Description	Wt. lbs.	Price /Each
FF984	4-drawer cabinet	120	945.00
MH801	Single door cabinet	75	725.00



FF984



MH801

WORKBENCHES

INDUSTRIAL DUTY MOBILE SERVICE BENCHES

- Designed for moving heavy parts and tools to the job site
- Four 5" non-marking casters: two rigids and two swivels with brake
- Provides a strong maintenance-free surface to work on
- 16-gauge all-welded steel construction
- Laminated hardwood top
- Overall dimensions: 42" W x 24" D x 37" H
- Shell durable Kleton blue enamel finish
- Cabinets are powder paint grey and Kleton blue
- Shipped assembled
- Capacity: 1200 lbs. evenly distributed



Model No.	Description	Wt. lbs.	Price /Each
ML325	2 Doors	235	1449.00
ML326	1 Drawer/1 Door	190	1329.00
ML327	4 Drawers/1 Door	275	1649.00
ML328	8 Drawers	300	1889.00

* Review cabinet models on page 122 to create your own mobile service bench.



ML325



ML326



ML327



ML328

TOOL TOTER CARTS

For safe convenient storage of tools and equipment. An excellent addition to any tool centre.

- Do not waste time looking for your tools and jigs
- Each drawer is 15 1/4" x 23 3/4" x 4 3/4" with padlocking hasp
- Carrier is 18" W x 24" D x 34 1/2" H with 3" hard rubber swivel casters
- Drawer capacity: 50 lbs.
- Shipped knocked down



Model No.	Description	Wt. lbs.	Price/Each
FH210	2 Drawers	55	417.00
FH211	4 Drawers	85	620.00
FH212	2 Drawers and Cabinet	93	635.00

FH210



FH211



FH212



CABINET TABLES

These sturdy combination storage cabinets and work tables provide safe locked-in storage of valuable tools and parts, while at the same time serving as all-around work tables. Ideal for mounting vises, grinders or small power tools. Heavy gauge steel. Cylinder lock built into handle on door for added security. Powder coat grey finish.

ONE SHELF CABINETS

- 24" x 24" work area with 2" lip
- Unit is 34" H
- One full size centre shelf adjustable on 3" increments
- 12 cu. ft. of storage space
- Weight: 80 lbs.
- Capacity: 250 lbs. per shelf evenly distributed
- Shipped knocked down

Model No. FF075
Price/Each \$499.00



FF075

LOCKING CABINET TABLES

- 36" x 24" table top offers a large work area
- Unit is 34" H
- 2" deep lip prevents supplies from falling off
- Comes with one full-size centre shelf adjustable on 1 1/2" centres and 3" increments
- 18 cu. ft. of storage space
- Weight: 110 lbs.
- Capacity: 250 lbs. per shelf evenly distributed
- Shipped knocked down

Model No. FF076
Price/Each \$645.00



FF076



THREE SHELF CABINETS

- 15 1/2" D x 21" W work surface can be mounted to form a 2" deep tray, or reversed to provide a rimless work area
- Three adjustable shelves, on 2" increments
- 6.2 cu. ft. of storage space
- Unit is 34" H
- Weight: 46 lbs.
- Capacity: 125 lbs. per shelf evenly distributed, 500 lbs. per cabinet
- Shipped knocked down

Model No. FF078
Price/Each \$323.00



FF078

MOBILE TOOL BOX BENCHES

- A versatile unit combining tool/storage area with a work surface
- Heavy-duty 11-gauge steel top and base
- Four 5" non-marking casters: two rigid and two swivel with brake
- Overall dimensions: 60" W x 22" D x 37" H
- Durable Kleton blue enamel finish
- Capacity: 1200 lbs. evenly distributed

Model No.	Description	Wt. lbs.	Price /Each
FF993	5 Drawers/3 Drawers	285	1657.00
FF994	3 Drawers and Side Shelves	220	1309.00
FF995	5 Drawers and Side Shelves	235	1357.00

3-DRAWER CABINETS WITH FLIP TOP COMPARTMENT

- One 22 1/8" W x 16 3/4" D x 2" H drawer
- Two 22 1/8" W x 16 3/4" D x 4" H drawers
- One 26 1/2" W x 18" D x 12 3/8" H flip top compartment
- Colour: Red

5-DRAWER CABINETS

- One 22 1/8" W x 16 3/4" D x 2" H drawer
- Two 22 1/8" W x 16 3/4" D x 4" H drawers
- Two 22 1/8" W x 16 3/4" D x 6 1/8" H drawers
- Colour: Red



FF993



FF994



FF995

MOBILE WORK CENTRES

- Keeps tools and supplies close at hand
- Drawers can be locked with a padlock (not included)
- Integrated tool carrier in push handle and four plastic bins to hold hand tools and small parts
- Drawer dimension: 22 7/8" W x 11 3/4" D x 1 5/8" H and have a full extension capacity of 75 lbs. evenly distributed
- 5" x 1" casters (two rigid, two swivel with brakes) for easy transportation
- Finish: Grey powder coat
- Shipped knocked down
- Total capacity: 500 lbs. evenly distributed

Model No. FH675
Price/Each \$379.00



EXTREME TOOLS® EX STANDARD SERIES DELUXE TOOL CART

- Drawer slide type: Ball bearing
- Slide drawer capacity: 100 lbs.
- Convenient access to tools by opening the top drawer or opening the lid (patent-pending)
- Secure tubular coded lock and keys
- Sturdy, heavy duty steel construction
- High density foam drawer liners included
- Drawer dimensions: (1) 26.75" W x 20.125" D x 3.75" H, (1) 26.75" W x 20.125" D x 1.75" H, (1) 26.75" W x 20.125" D x 2.75" H, (1) 26.75" W x 20.125" D x 3.75" H
- Bottom Shelf Size: 32" W x 21.75" D x 3" H
- Weight: 159 lbs.



TEP605



TEP606



TEP607

HEAVY DUTY MOBILE WORK STATIONS

- Capacity: 1200 lbs.
- Weight: 226 lbs.
- 16-gauge all welded steel construction
- Includes (9) yellow bins: 4" W x 5" L x 3" H
- Includes (6) drawers: (2) 20-7/16" L x 14-11/16" D x 4-7/8" H and (4) 20-7/16" L x 14-11/16" D x 2-7/8" H
- Durable, textured powder coat finish
- Top surface has a 3" back stop
- Conveniently carry a 6' ladder on back side of cart
- Ergonomic tubular handle has provision to hold two boxes of fluorescent light bulbs




DURHAM MFG
Est. 1922

Model No.	Overall Height"	Overall Width"	Overall Depth"	No. of Shelves	Colour	Price /Each
FL417	40 1/4	18 1/8	52 5/8	1	Grey	1899.00

Model No.	Mfg. No.	No. of Drawers	Colour	Dimensions L" x W" x H"	Price /Each
TEP605	EX3204TCBK	4	Black	32-1/4 x 22-1/4 x 40-1/2	1149.00
TEP606	EX3204TCBL	4	Blue	32-1/4 x 22-1/4 x 40-1/2	1149.00
TEP607	EX3204TCRD	4	Red	32-1/4 x 22-1/4 x 40-1/2	1149.00

WORKBENCHES



WALL-MOUNTED SHOP DESK



- Durable carbon steel construction
- Ideal for areas with limited floor space
- Four compartment organizer and slightly sloped writing surface
- Easy to assemble, wall brackets included
- 24" W x 28" D x 3 1/2" H locking drawer on quiet nylon rollers
- Overall dimensions: 34" W x 28" D x 31" H
- Weight: 74 lbs.
- Grey enamel finish

Model No. FI518
Price/Each \$269.00

OPEN FLOOR STYLE SHOP DESK



- Durable carbon steel construction
- Ideal for receiving/shipping clerks, watchmen and shop foremen
- Four compartment organizer and slightly sloped 43" height writing surface
- Optional caster kit to convert to mobile unit
- 24" W x 28" D x 3 1/2" H locking drawer on quiet nylon rollers
- Overall dimensions: 34" W x 30" D x 53" H
- Weight: 93 lbs.
- Grey enamel finish

Model No. FI519
Price/Each \$329.00

CABINET STYLE SHOP DESK



- Durable carbon steel construction
- Same features as the open floor style shop desk, with an added double door locking cabinet
- Four compartment organizer and slightly sloped 43" height writing surface
- Optional caster kit to convert to mobile unit
- 24" W x 28" D x 3 1/2" H locking drawer on quiet nylon rollers
- Overall dimensions: 34" W x 30" D x 53" H
- Weight: 146 lbs.
- Grey enamel finish

Model No. FI520
Price/Each \$495.00

OPTIONAL CASTER KIT

Model No. FI521
Price/Each \$59.00



DELUXE SHOP DESKS



- All-purpose desk for warehouses, shops, shipping and receiving departments
- Comes with: one tray lockable drawer, two double-deep file drawers, one all purpose drawer, desk top sorter, lower shelf
- Overall dimensions: 39" W x 28 3/4" D x 55 1/2" H
- Powder coat grey finish
- Capacity: 275 lbs. evenly distributed
- Weight: 179 lbs.

Model No. FH459
Price/Each \$1669.00



OPEN STYLE SERVICE WRITERS



- This unit provides a locking upper door cabinet with one shelf for added storage space
- 25 3/8" W x 16 1/2" D x 3 1/4" H locking drawer on smooth slides
- Overall dimensions: 31 1/2" W x 21" D x 72 1/2" H
- Powder coat tan finish
- Capacity: 200 lbs. evenly distributed
- Weight: 127 lbs.

Model No. FH386
Price/Each \$775.00



CLOSED STYLE SERVICE WRITERS



- Same features as model FH386 plus a locking lower door compartment with one shelf for storage of large/bulky items
- Overall dimensions: 31 1/2" W x 21" D x 72 1/2" H
- Top and bottom section are fully welded
- Powder coat tan finish
- Capacity: 200 lbs. evenly distributed
- Weight: 171 lbs.

Model No. FH385
Price/Each \$1045.00



WHAT HEIGHT?

STEPLADDER

Max. Height You Want to Reach*	Buy This Size
7'	4'
8'	5'
9'	6'
10'	7'
11'	8'
12'	10'
14'	12'
16'	14'
18'	16'
20'	18'
22', 24'	20'

*Assumes a 5' 6" person with a vertical 12" reach.

EXTENSION/STRAIGHT LADDERS

Height of Top Support Point	Buy This Size*
9' max.	16'
9' to 13'	20'
13' to 17'	24'
17' to 21'	28'
21' to 25'	32'
25' to 28'	36'
28' to 31'	40'

*Reflects section overlap, ladder angle.

WHAT LOAD CAPACITY?

Formula:

Your Weight

+



Load Capacity

=

Material Weight

Typically Add:

75 lbs. For Heavy-Duty Projects
50 lbs. For Light-Duty Projects



200 lbs.

CSA grade 3
Household

225 lbs.

CSA grade 2
Tradesman and Farm

250 lbs.

CSA grade 1
Construction and Industrial

300 lbs.

CSA grade 1A
Construction and Industrial meets
ANSI Type1A, Industrial Heavy Duty

375 lbs.

CSA grade 1AA
Construction and Industrial meets
ANSI Type1AA, Industrial
Heavy Duty

COMMERCIAL DUTY ALUMINUM STEPLADDERS (2400 SERIES)

CSA grade 2,

ANSI type 2 – 225-lb. Load Rating

- Super tough molded copolymer utility top
- Durable yet light-weight extruded side rails
- 3" slip-resistant serrated steps
- Heavy-duty rubber safety shoes



MF064

FEATHERLITE
INDUSTRIAL LADDERS

Model No.	Nominal Height'	Open Height'	Highest Standing Height"	Base Width"	Base Depth"	Wt. lbs.	Price /Each
MF063	4	45	24	18	31	9	86.40
MF064	6	67	45	21	44	13	130.00
MF065	8	90	67	23	56	19	170.00
VC458	7	79	57	24	56	18	143.00
VC459	10	114	92	28	69	26	229.00

Looking for tool storage solutions? See pages 1387 to 1407



INDUSTRIAL HEAVY-DUTY ALUMINUM STEPLADDERS (3400 SERIES)

CSA grade 1A,

ANSI type 1A – 300-lb. load rating

High strength to weight ratio provides an economical alternative for general contract work

- Super tough copolymer top for strength and durability
- Wide 3" slip-resistant serrated aluminum steps for safe climbing
- Rugged outside zinc coated steel spreader arms
- 10" x 10" heavy-duty hinged utility tray for holding tools and paint accessories
- Heavy-duty slip-resistant safety shoes



VC243

FEATHERLITE
INDUSTRIAL LADDERS

Model No.	Nominal Height'	Open Height"	Highest Standing Point"	Base Width"	Base Depth"	Weight lbs.	Price /Each
VC241	4	46	24	19	29	12	131.00
VC242	5	57	34	20	35	14	161.00
VC243	6	68	46	21	41	17	184.00
VC244	8	91	68	24	54	22	261.00
VC245	10	114	91	26	66	28	377.00
VC315	12	135	114	32	78	40	522.00
VC316	14	158	134	35	88	51	630.00
VC317	16	181	160	38	102	59	740.00

INDUSTRIAL HEAVY-DUTY ALUMINUM PLATFORM STEPLADDERS (3500 SERIES)

CSA grade 1A,

ANSI type 1A – 300-lb. load rating

Ideal for general fixed height work

- Large comfortable slip-resistant platform, 14" x 18"
- Wide 3" slip-resistant serrated aluminum steps for safe climbing
- Outside J spreader arms
- Heavy-duty slip-resistant safety shoes



VC246

FEATHERLITE
INDUSTRIAL LADDERS

Model No.	Nominal Height'	Open Height"	Platform Height"	Base Width"	Base Depth"	Weight lbs.	Price /Each
MF069	4	46	23	21	28	13	162.00
VC460	5	56	34	22	33	17	205.00
VC246	6	68	46	24	42	19	246.00
VC247	8	90	68	26	54	24	326.00
VC248	10	114	92	29	66	30	413.00
VC312	12	135	115	34	78	43	561.00
VC313	14	157	136	36	87	52	658.00
VC314	16	180	158	39	102	60	760.00

SAFETY DO'S

- Keep your body centered on the ladder. Hold the ladder with one hand while working with the other hand whenever possible. Never let your belt buckle pass beyond either ladder rail



- Move materials with extreme caution. Be careful pushing or pulling anything while on a ladder. You may lose your balance or tip the ladder



LADDERS & SCAFFOLDING

SAFETY DO'S


Care & Maintenance

- Inspect the rails of Fibreglass Ladders for weathering due to UV (ultraviolet) exposure.
- Keep the ladder protected from heat, weather, and corrosive materials.



Safety Before You Climb

- Use fibreglass ladders if there is even a remote possibility of working near electricity or overhead power lines. Fibreglass is electrically non-conductive.
- NEVER use metal, water logged or dirty wood ladders near electricity!



INDUSTRIAL DUTY FIBREGLASS STEPLADDERS (6300 SERIES)

CSA grade 1,

ANSI type 1, 250-lb. load rating

- Durable non-conductive "C" channel front rails in high visibility safety orange
- Super tough copolymer utility top for strength and durability
- Wide 3" slip-resistant serrated aluminum steps for safe climbing
- Rugged outside zinc coated steel spreader arms
- Rear horizontal struts every 12" with top and bottom struts reinforced with zinc coated steel diagonal braces
- Heavy-duty slip-resistant safety shoes



VC025

FEATHERLITE
INDUSTRIAL LADDERS

Model No.	Nominal Height'	Open Height"	Highest Standing Height"	Base Width"	Base Depth"	Approx Weight lbs.	Price /Each
VC023	4	46	23	20	30	17	150.00
VC024	5	57	34	21	34	18	172.00
VC025	6	68	45	23	43	20	181.00
VC026	7	79	56	24	44	23	214.00
VC027	8	90	67	26	55	26	230.00

INDUSTRIAL HEAVY-DUTY FIBREGLASS STEPLADDERS (6900 SERIES)

CSA grade 1A,

ANSI type 1A, 300-lb. load rating

- Durable non-conductive "C" channel side rails in high visibility safety yellow
- Super tough copolymer utility top
- Wide 3" slip-resistant serrated aluminum steps for safe climbing
- Inside spreader arms complete with "wrap-around" sleeves
- Rear "L" horizontal struts every 12" with top and bottom struts reinforced with zinc coated steel diagonal braces
- Extra-large PVC rubber safety boots are heavy-duty and provide rail protection and slip-resistance



MF609

FEATHERLITE
INDUSTRIAL LADDERS

Model No.	Nominal Height'	Open Height"	Highest Standing Height"	Base Width"	Base Depth"	Approx Weight lbs.	Price /Each
MF606	3	34	11	17	23	12	136.00
MF607	4	45	23	19	28	14	153.00
MF608	5	56	34	20	34	17	176.00
MF609	6	68	45	21	39	20	187.00
MF610	7	79	56	22	44	23	216.00
MF611	8	90	67	24	51	26	234.00
MF612	10	113	90	26	61	37	331.00
MF613	12	135	112	29	74	48	396.00

INDUSTRIAL HEAVY-DUTY FIBREGLASS STEPLADDERS (6400 SERIES)

CSA grade 1A,

ANSI type 1A, 300-lb. load rating

- Durable non-conductive "C" Channel side rails in high visibility safety yellow
- Super tough copolymer utility top for strength and durability
- Slip-resistant serrated aluminum steps
- Inside spreader arms complete with "wrap-around" brackets to strengthen spreader to rail connection
- Rear horizontal struts every 12" with top and bottom struts reinforced with zinc coated steel diagonal braces
- Full rear "L" horizontal struts reinforced with zinc coated steel diagonal braces
- Extra-large PVC rubber safety boots are heavy-duty and provide increased rail protection and slip-resistance



MD490

FEATHERLITE
INDUSTRIAL LADDERS

Model No.	Nominal Height'	Open Height"	Highest Standing Height"	Base Width"	Base Depth"	Approx Weight lbs.	Price /Each
VC211	2	24	11	17	17	8	151.00
MD487	3	34	11	19	23	12	169.00
MD488	4	46	23	20	28	15	185.00
MD489	5	57	34	21	34	19	208.00
MD490	6	68	45	23	39	23	216.00
MF516	7	79	56	24	44	27	254.00
MD491	8	90	67	26	50	30	265.00
MD492	10	113	90	29	61	38	396.00
MD493	12	137	114	32	74	52	472.00

INDUSTRIAL EXTRA HEAVY-DUTY FIBREGLASS STEPLADDERS (6800 AA SERIES)

CSA grade 1AA,

ANSI type 1AA, 375-lb. load rating

- Extra strong non-conductive "C" channel side rails in high visibility orange
- Super tough copolymer utility top for strength and durability
- Wide 3" slip-resistant serrated aluminum steps for safe climbing
- Inside spreader arms complete with "wrap-around" sleeves that strengthen spreader-to-rail connection and protect spreader arms during storage/loading/transit
- Each step is double braced with zinc coated steel diagonal braces providing incredible strength and stiffness
- Full rear "L" horizontal struts reinforced with zinc coated steel diagonal braces offer maximum rigidity
- Heavy-duty aluminum "wrap-around" sleeves at base of rails for maximum protection



VC256

FEATHERLITE
INDUSTRIAL LADDERS

Model No.	Nominal Height'	Open Height"	Highest Standing Height"	Base Width"	Base Depth"	Approx Weight lbs.	Price /Each
VC254	4	46	23	20	28	15	217.00
VC255	5	57	34	21	34	19	254.00
VC256	6	68	45	23	39	27	289.00
VC257	7	79	56	24	45	31	326.00
VC258	8	90	67	25	50	35	383.00
VC259	10	113	90	29	61	44	476.00
VC260	12	136	113	31	72	59	559.00

INDUSTRIAL HEAVY-DUTY FIBREGLASS PLATFORM STEPLADDERS (6500 SERIES)

CSA grade 1A ,

ANSI type 1A, 300-lb. load rating

- Durable non-conductive "C" channel side rails in high visibility safety yellow
- Large safe and comfortable standing platform, 14" x 18"
- Wide 3" slip-resistant serrated aluminum steps for safe climbing
- Rugged outside zinc coated steel spreader arms
- Each step reinforced with zinc coated steel diagonal braces providing strength and stiffness
- Rear horizontal struts reinforced with zinc coated steel brace offer maximum rigidity
- Heavy-duty slip-resistant safety shoes



MF411

FEATHERLITE
INDUSTRIAL LADDERS

Model No.	Nominal Height'	Open Height''	Highest Standing Height''	Base Width''	Base Depth''	Approx. Weight lbs.	Price /Each
VC205	4	46	24	21	30	17	215.00
VC206	5	57	35	23	36	22	258.00
MF411	6	68	46	24	42	25	291.00
MF412	8	90	68	26	53	33	371.00
MF413	10	113	92	29	67	41	459.00
VC207	12	135	115	31	75	50	566.00

INDUSTRIAL EXTRA HEAVY-DUTY FIBREGLASS PLATFORM STEPLADDER (6500 AA SERIES)

CSA grade 1AA ,

ANSI type 1AA, 375-lb load rating

- Extra strong non-conductive "C" channel side rails in high visibility safety orange
- Large safe and comfortable standing platform, 14" x 18"
- Wide 3" slip-resistant serrated aluminum steps for safe climbing
- Heavy-duty aluminum "wrap-around" sleeves at base of rails
- Rugged outside zinc coated steel spreader arms
- Each step reinforced with zinc coated steel diagonal braces providing strength and stiffness



VC225

FEATHERLITE
INDUSTRIAL LADDERS

Model No.	Nominal Height'	Open Height''	Highest Standing Height''	Base Width''	Base Depth''	Approx. Weight lbs.	Price /Each
VC223	4	46	24	20	38	24	253.00
VC224	5	57	35	22	47	28	297.00
VC225	6	68	46	23	56	32	336.00
VC226	8	90	68	26	72	48	420.00
VC227	10	113	92	29	91	57	516.00
VC228	12	135	115	32	109	66	633.00

INDUSTRIAL HEAVY-DUTY FIBREGLASS 2-WAY STEPLADDERS (6600 SERIES)

CSA grade 1A ,

ANSI type 1A, 300-lb. load rating

Double front construction allows two climbers to access the ladder from opposite sides

- Durable non-conductive C channel side rails in high visibility safety yellow
- Wide aluminum top with extra-thick brackets for strength and durability
- Wide 3" slip-resistant serrated aluminum steps for safe climbing
- Inside spreader arms complete with "wrap-around" sleeves that strengthen spreader-to-rail connection and protect spreader arms during storage/loading/transit
- Every other step is reinforced with zinc coated steel diagonal braces providing extra rigidity
- Extra-large PVC rubber safety boots are heavy-duty and provide rail protection and slip-resistance



MF414

FEATHERLITE
INDUSTRIAL LADDERS

Model No.	Nominal Height'	Open Height''	Highest Standing Height''	Base Width''	Base Depth''	Approx. Weight lbs.	Price /Each
VC214	4	45	23	20	38	19	260.00
VC461	5	57	34	22	49	25	267.00
MF414	6	67	45	23	56	26	347.00
VC462	7	79	56	25	65	36	368.00
MF415	8	90	67	26	72	36	443.00
MF416	10	112	89	29	91	46	554.00
VC215	12	135	112	32	109	58	705.00

INDUSTRIAL EXTRA HEAVY-DUTY FIBREGLASS 2-WAY STEPLADDERS (6600 AA SERIES)

CSA grade 1AA ,

ANSI type 1AA, 375-lb. load rating

- Extra strong non-conductive C channel side rails in high visibility safety orange
- Double front construction allows access from either side
- Extra strength fiberglass side rails in high visibility safety orange
- Redesigned super-tough top bracket system for even greater stability
- Slip-resistant 3" aluminum steps
- Heavy-duty aluminum "wrap-around" sleeves at base of rails



VC219

FEATHERLITE
INDUSTRIAL LADDERS

Model No.	Nominal Height'	Open Height''	Highest Standing Height''	Base Width''	Base Depth''	Approx. Weight lbs.	Price /Each
VC218	4	45	23	20	38	19	319.00
VC219	6	67	45	23	56	26	405.00
VC220	8	90	67	26	72	36	490.00
VC221	10	112	89	29	91	46	606.00
VC222	12	135	112	32	109	58	713.00

LADDERS & SCAFFOLDING

INDUSTRIAL HEAVY-DUTY FIBREGLASS PRO PLATFORM STEPLADDERS (FXP1700 SERIES)

CSA Grade 1A, ANSI Type 1A, 300-lb. Load Rating

- Super tough copolymer utility top includes multiple tool slots
- Durable non-conductive "C" channel side rails in high visibility safety orange
- Platform dimensions: 14 3/4" W x 21" D
- Utility top is 30" above the platform
- Wide 3" slip-resistant serrated aluminum steps for safe climbing
- Heavy-duty slip-resistant safety shoes
- Rugged outside zinc-coated steel spreader arms



VD407



Model No.	Nominal Height'	Open Height"	Highest Standing Point"	Base Width"	Base Depth"	Approx. Wt. lbs.	Price /Each
VD405	4 1/2	53 1/4	24	21 1/4	32 5/8	18	260.00
VD406	5 1/2	64 5/8	36	23 1/3	38 5/8	22	296.00
VD407	6 1/2	76	48	24 4/5	44 4/7	24	329.00
VD408	7 1/2	87 1/2	60	26 1/5	50 1/2	27	362.00
VD409	8 1/2	97 7/8	72	27 3/4	56 4/9	30	399.00
VD410	10 1/2	121 3/4	96	30 7/8	68 1/4	46	525.00
VD411	12 1/2	144 1/2	120	33 4/5	80 1/8	60	645.00
VD412	14 1/2	167 1/2	144	36 4/5	92	72	821.00

INDUSTRIAL HEAVY-DUTY FIBREGLASS 2-WAY PLATFORM STEPLADDERS (FMP1500 SERIES)

CSA Grade 1A, ANSI Type 1A, 300-lb. Load Rating

- Durable non-conductive "C" channel side rails in high visibility safety orange
- Platform dimensions: 14 2/5" W x 17 1/10" D
- Top rail guard height is 21" above platform
- Wide 3" slip-resistant serrated aluminum steps for safe climbing
- Heavy-duty slip-resistant safety shoes
- Double-rivet step construction
- Rugged outside zinc-coated steel spreader arms



VD428



Model No.	Nominal Height'	Open Height"	Highest Standing Point"	Base Width"	Base Depth"	Wt. lbs.	Price /Each
VD428	6	67 7/8	48	25 3/8	53 3/8	35	523.00
VD421	8	96	72	28 3/8	69 1/2	56	610.00
VD373	10	114 1/8	96	31 3/8	85	77	700.00
VD372	12	113 7/8	120	34 3/8	100 1/4	98	893.00

INDUSTRIAL EXTRA HEAVY-DUTY FIBREGLASS PRO PLATFORM STEPLADDERS (FXP1800 SERIES)

CSA Grade 1AA, ANSI Type 1AA, 375-lb. Load Rating

- Super tough copolymer utility top includes multiple tool slots
- Durable non-conductive "C" channel side rails in high visibility safety orange
- Platform dimensions: 14 3/4" W x 21" D
- Utility top is 3" above the platform
- Wide 3" slip-resistant serrated aluminum steps for safe climbing
- Heavy-duty slip-resistant safety shoes
- Rugged outside zinc-coated steel spreader arms



VD413



Model No.	Nominal Height'	Open Height"	Highest Standing Point"	Base Width"	Base Depth"	Wt. lbs.	Price /Each
VD413	5	57 5/8	24	21 1/4	32 5/8	19	334.00
VD414	6	69 1/8	36	23 1/3	38 5/8	23	380.00
VD415	7	80 1/2	48	24 4/5	44 4/7	25	421.00
VD416	8	91 7/8	60	26 1/5	50 1/2	28	463.00
VD417	9	103 3/8	72	27 3/4	56 4/9	31	510.00
VD418	11	127	96	30 7/8	68 1/4	47	672.00
VD419	13	149	120	33 4/5	80 1/8	61	825.00
VD420	15	172 3/8	144	36 4/5	92	73	1053.00

EXTRA WIDE HEAVY-DUTY INDUSTRIAL FIBREGLASS PLATFORM STEPLADDERS (6500-XW SERIES)

CSA grade 1A,

ANSI type 1A, 300-lb. load rating

- Durable non-conductive "C" channel side rails in high visibility safety yellow
- Large, safe and comfortable slip-resistant platform, 24" W x 18" D
- 3" wide slip-resistant serrated aluminum steps for safe climbing
- Rugged outside zinc-coated steel spreader arms
- Heavy-duty aluminum "wrap around" sleeves at base of rails
- Each step reinforced with zinc-coated steel diagonal braces providing strength and stiffness
- Rear horizontal struts reinforced with zinc coated steel brace offer maximum rigidity
- Heavy-duty slip resistant safety boots



VC721



Model No.	Nominal Height'	Open Height"	Platform Height"	Base Width"	Base Depth"	Wt. lbs.	Price /Each
VC719	4	46	23	25	36	18	278.00
VC720	5	57	34	27	42	22	321.00
VC721	6	68	46	28	48	27	378.00
VC722	8	90	68	30	59	31	480.00

EXTRA WIDE EXTRA HEAVY-DUTY INDUSTRIAL FIBREGLASS PLATFORM STEPLADDERS (7500-XW SERIES)

CSA grade 1AA,

ANSI type 1AA, 375-lb. load rating

- Extra strong non-conductive "C" channel side rails
- Large, safe and comfortable slip-resistant platform, 24" W x 18" D
- 3" wide slip-resistant serrated aluminum steps for safe climbing
- Rugged outside zinc-coated steel spreader arms
- Each step reinforced with zinc-coated steel diagonal braces providing strength and stiffness
- Heavy-duty slip resistant safety boots

Model No.	Nominal Height'	Open Height"	Platform Height"	Base Width"	Base Depth"	Wt. lbs.	Price /Each
VC723	4	46	23	25	36	19	318.00
VC724	5	57	34	27	42	23	377.00
VC725	6	68	46	28	48	28	425.00
VC726	8	90	68	30	59	32	532.00



VC725

SAFETY DON'T'S

- DON'T stand above the highest **safe standing level**
- DON'T stand above the second step from the top of a stepladder and the 4th rung from the top of an extension ladder. A person standing higher may lose their balance and fall.



INDUSTRIAL DUTY ALUMINUM MULTI-WAY LADDERS (2700 SERIES)

CSA grade 1,

ANSI type 1 - 250-lb. Load Rating

- Easily converts and locks securely and safely into all positions
- Durable extruded aluminum rails and slip resistant serrated steps and rungs
- Fixed rubber safety shoes on front section
- Swivel rubber shoes on rear section
- ABS, high impact, non-marring end caps



MF402

FEATHERLITE
INDUSTRIAL LADDERS

Model No.	Nominal Height'	Extension Ladder Height'	Maximum Extension Open Length'	Wt. lbs.	Price /Each
MF402	6	12	9	22	201.00
MF403	7	14	11	25	225.00
MF404	8	16	13	28	250.00

INDUSTRIAL HEAVY-DUTY 2 WAY STEPLADDERS (3600 SERIES)

CSA grade 1A,

ANSI type 1A - 300-lb. Load Rating

- Double-front construction allows access from either side
- 3" serrated steps and side rails
- Features extra thick top brackets for greater stability; "J" shape spreader arms and heavy-duty rubber safety shoes



VC319

FEATHERLITE
INDUSTRIAL LADDERS

Model No.	Nominal Height'	Base Width"	Spread"	Wt. lbs.	Price /Each
VC318	4	19	39	14	188.00
VC319	6	21	57	20	244.00
VC320	8	24	72	28	345.00
VC321	10	26	89	36	432.00

INDUSTRIAL HEAVY-DUTY ALUMINUM 2-WAY PLATFORM STEPLADDERS (AMP1500 SERIES)

CSA Grade 1A, ANSI Type 1A, 300-lb. Load Rating

- Durable "C" channel side rails
- Large, safe and comfortable slip-resistant platform, 14 2/5" x 17 1/10"
- Top rail guard height is 21" above platform
- Wide 3" slip-resistant serrated aluminum steps for safe climbing
- Double-rivet step construction
- Heavy-duty slip-resistant safety shoes
- Rugged outside zinc-coated steel spreader arms



VD422

Louisville
LADDER

Model No.	Nominal Height'	Open Height"	Platform Height"	Base Width"	Base Depth"	Wt. lbs.	Price /Each
VD422	6	69 5/8	48	25 3/8	53 3/8	35	503.00
VD423	8	92 1/2	72	28 3/8	69 1/2	56	590.00
VD424	10	114 7/8	96	31 3/8	85	77	775.00
VD425	12	136 1/4	120	34 3/8	100 1/4	98	995.00

EXTRA WIDE HEAVY-DUTY INDUSTRIAL ALUMINUM PLATFORM STEPLADDERS (3500-XW SERIES)

CSA grade 1A,

ANSI type 1A, 300-lb. load rating

- Large, safe and comfortable slip-resistant platform, 24" W x 18" D
- 3" wide slip-resistant serrated aluminum steps for safe climbing
- Rugged outside zinc-coated steel spreader arms
- Heavy-duty slip-resistant safety boots



VC711

FEATHERLITE
INDUSTRIAL LADDERS

Model No.	Nominal Height'	Open Height"	Platform Height"	Base Width"	Base Depth"	Weight lbs.	Price /Each
VC709	4	46	23	25	35	16	220.00
VC710	5	56	34	27	39	20	238.00
VC711	6	68	46	28	48	24	303.00
VC712	8	90	68	30	53	29	399.00

SAFETY TIPS

- Fully open the stepladder and firmly lock both spreaders
- Position the ladder so you can face your work and do not have to lean sideways



- Be sure that all ladder feet are on firm, level ground. Don't place a ladder on slippery surfaces or place loose materials underneath a ladder. Solid footing is necessary for safe ladder use




LADDERS & SCAFFOLDING

INDUSTRIAL HEAVY-DUTY ALUMINUM EXTENSION/STRAIGHT LADDERS

- CSA grade 1A, ANSI type 1A - 300-lb. Load Rating
- Heavy-duty "C" channel construction
 - Side rails: 2 1/2" x 1" for straights up to 14'
 - Side rails: 3" x 1" for straights up to 16' and up
 - Heavy-duty serrated "D" rungs prevent slipping for safe and sure climbing
 - Black ABS, high impact, non-marking end caps
 - Heavy-duty safety shoes

FEATHERLITE
INDUSTRIAL LADDERS



INDUSTRIAL HEAVY-DUTY ALUMINUM EXTENSION/STRAIGHT LADDERS

- CSA grade 1A, ANSI type 1A - 300-lb. Load Rating
- Rigid box section side rails, unequalled for strength and durability
 - Side-mounted rope pulley and slide guide system keeps rope clear of climbers feet and allows easy raising (only on 4200D Series)
 - Yellow ABS, high impact non-marring end caps
 - Premium heavy-duty rung locks (Only 4200D Series)
 - Slip-resistant serrated "D" rungs for safe climbing and comfort (round rung on 4100 Series)
 - Heavy-duty ribbed swivel feet with ice pick



Series 4100

Series 4200D

Model No.	Nominal Length'	Working Length"	Outside Width"	Wt. lbs.	Price /Each
STRAIGHT LADDERS (3100D SERIES)					
VC273	8	-	17 3/4	12	148.00
VC274	10	-	17 3/4	14	180.00
VC275	12	-	17 3/4	18	211.00
VC276	14	-	17 3/4	21	238.00
VC277	16	-	17 3/4	24	274.00
VC278	18	-	17 3/4	27	306.00
VC279	20	-	17 3/4	30	337.00

Model No.	Nominal Length'	Working Length"	Outside Width"	Wt. lbs.	Price /Each
EXTENSION LADDERS (3200D SERIES)					
VC322	16	13	17 3/4	31	296.00
VC323	20	17	17 3/4	36	358.00
VC324	24	21	17 3/4	43	420.00
VC325	28	25	17 3/4	51	481.00
VC326	32	29	17 3/4	58	543.00
VC327	36	32	17 3/4	69	674.00
VC328	40	35	17 3/4	77	825.00

FEATHERLITE
INDUSTRIAL LADDERS

Model No.	Nominal Length'	Working Length"	Outside Width"	Wt. lbs.	Price /Each
STRAIGHT LADDERS (4100 SERIES)					
MD506	8	-	14 5/8	13	150.00
MD507	10	-	14 5/8	16	181.00
MD508	12	-	14 5/8	19	212.00
MD509	14	-	14 5/8	22	240.00
MD510	16	-	14 5/8	25	277.00
MD511	18	-	14 5/8	28	310.00
MD512	20	-	14 5/8	31	341.00
MD513	22	-	15 3/4	41	429.00
MD514	24	-	15 3/4	44	494.00

Model No.	Nominal Length'	Working Length"	Outside Width"	Wt. lbs.	Price /Each
EXTENSION LADDERS (4200D SERIES)					
VC033	16	13	17	29	393.00
VC034	20	17	17	37	460.00
VC035	24	21	17	44	531.00
VC036	28	25	17	50	613.00
VC037	32	29	18 1/2	69	686.00
VC038	36	32	18 1/2	78	855.00
VC039	40	35	18 1/2	86	960.00
VC040	44	39	18 1/2	94	1055.00

The following three causes are responsible for over 94% of all ladder accidents:

- A person overreaches and the ladder tips sideways
- A person does not transfer their weight properly when moving from a roof to the ladder, resulting in the ladder falling
- The base of the ladder slips outward while someone is standing on the ladder

INDUSTRIAL EXTRA HEAVY DUTY MULTI-PURPOSE JAWS™ TELESCOPIC LADDERS

- CSA grade 1A, ANSI type 1A-300-lb. Load Rating
- Compact and multifunctional, replaces all conventional ladders
 - Easily folds for storage or transport
 - Flared ends with slip-resistant feet provide superior stability in any position
 - Polymer rung locks are virtually indestructible
 - Welded outer rungs
 - Extra deep side rails make the Jaws™ stiffer and stronger
 - Mechanical interlocking tooth hinges for superior strength and 5 locking positions
 - Extruded 6061-T6 marine alloy for strength and corrosion resistance
 - JLT Series has extra-strong "Box-beam" rails for maximum strength and durability

MEETS OR EXCEEDS

ANSI

14.2 STANDARD
WHERE APPLICABLE



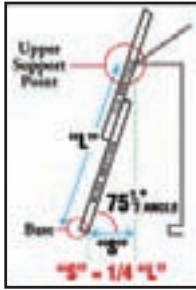
FEATHERLITE
INDUSTRIAL LADDERS

HIGH PERFORMANCE TELESCOPING CLIMBING SYSTEM

Model No.	Folded Height	Extension Range'	Step ladder Range'	Scaffold Height'	Wt. lbs.	Price /Each
MA740	4' 9"	9 to 15	4 1/2 to 7 1/2	1 to 4	36	577.00
MA741	5' 9"	11 to 19	5 1/2 to 9 1/2	1 to 5	41	661.00
MA742	6' 9"	13 to 23	6 1/2 to 11 1/2	1 to 6	50	762.00

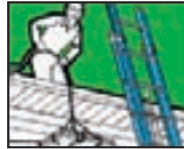
4 TO 1 RATIO

Place an extension ladder at a 75-1/2° angle. The set-back ("S") needs to be 1 ft. for each 4 ft. of length ("L") to the upper support point.



SAFETY DO'S

- Climb facing the ladder. Center your body between the rails. Maintain a firm grip
- Always move one step at a time, firmly setting one foot before moving the other
- Haul materials up on a line rather than carry them up an extension ladder
- Use extra caution when carrying anything on a ladder



SAFETY DON'T'S

- DON'T place the base of an extension ladder too close to the building as it may tip over backward
- DON'T place the base of an extension ladder too far away from the building, as it may slip out at the bottom. **Set the ladder at a 75 1/2° angle**
- DON'T over-reach, lean to one side, or try to move a ladder while on it. You could lose your balance or tip the ladder. **Climb down and then reposition the ladder closer to your work!**



INDUSTRIAL HEAVY-DUTY FIBREGLASS EXTENSION LADDERS (6900 SERIES)

CSA grade 1A ,

ANSI type 1A, 300-lb. load rating

- Durable non-conductive fiberglass side rails in high visibility safety yellow
- Rung through rail design
- Slip-resistant serrated "D" rungs for safe climbing and comfort
- Black ABS, high impact non-marring end caps
- Large heavy duty pivot feet with slip-resistant rubber pads and ice pick

FEATHERLITE
INDUSTRIAL LADDERS

Model No.	Nominal Height'	Max. Open Height'	Base Section		Fly Section		Wt. lbs.	Price /Each
			Outside Width"	Inside Width"	Outside Width"	Inside Width"		
VC329	16	13	17 1/8	14 3/4	16 1/8	13 3/4	34	345.00
VC330	20	17	17 1/8	14 3/4	16 1/8	13 3/4	43	403.00
VC331	24	21	17 1/8	14 3/4	16 1/8	13 3/4	51	467.00
VC332	28	25	17 1/8	14 3/4	16 1/8	13 3/4	58	534.00
VC333	32	28	17 1/8	14 3/4	16 1/8	13 3/4	65	600.00



INDUSTRIAL EXTRA HEAVY-DUTY FIBREGLASS EXTENSION LADDERS (9200 D SERIES)

CSA grade 1AA ,

ANSI type 1AA, 375 lb. load rating

- Durable non-conductive fiberglass side rails in high visibility safety yellow
- Riveted rung to rail design maintains continuous strength of fibres and allows for easy repair
- Slip-resistant serrated "D" rungs for safe climbing and comfort
- Traditional raise from the rear pulley design
- Premium heavy-duty rung locks for durability
- Large heavy-duty pivot feet with slip-resistant rubber pads and ice pick

FEATHERLITE
INDUSTRIAL LADDERS

Model No.	Nominal Height'	Max. Open Height'	Base Section		Fly Section		Wt. lbs.	Price /Each
			Outside Width"	Inside Width"	Outside Width"	Inside Width"		
VC465	16	13	17 3/8	15	16 5/8	14 1/4	39	622.00
VC466	20	17	17 3/8	15	16 5/8	14 1/4	46	713.00
VC467	24	21	17 3/8	15	16 5/8	14 1/4	55	801.00
VC468	28	25	17 3/8	15	16 5/8	14 1/4	2	895.00
VC469	32	28	17 3/8	15	16 5/8	14 1/4	70	979.00
VC463	36	32	17 3/4	15 1/4	16 7/8	14 1/4	80	1414.00
VC464	40	35	17 3/4	15 1/4	16 7/8	14 1/4	90	1537.00



INDUSTRIAL HEAVY-DUTY FIBREGLASS EXTENSION LADDERS (6200 SERIES)

CSA grade 1AA ,

ANSI type 1AA, 375-lb load rating

- Durable non-conductive fiberglass side rails in high visibility safety yellow
- Riveted rung to rail design maintains continuous strength of fibres and allows for easy repair
- Slip-resistant serrated rungs for safe climbing (available in round or "D" profile)
- Top cross over bar allows for ladder to be raised or lowered from front and provides tensional stiffness
- Premium heavy-duty rung locks for durability
- Exclusive "1-piece" foot assembly with spur wheel provides unequalled strength, durability and torsion resistance.

FEATHERLITE
INDUSTRIAL LADDERS

Model No.	Nominal Height'	Max. Open Height'	Base Section		Fly Section		Wt. lbs.	Price /Each
			Outside Height"	Inside Width"	Outside Width"	Inside Width"		
ROUND RUNG								
MF405	16	13	17 3/8	15	16 5/8	14 1/4	38	489.00
MF406	20	17	17 3/8	15	16 5/8	14 1/4	44	558.00
MF407	22	19	17 3/8	15	16 5/8	14 1/4	48	605.00
MF408	24	21	17 3/8	15	16 5/8	14 1/4	52	633.00
MF409	28	25	17 3/8	15	16 5/8	14 1/4	59	723.00
MF410	32	28	17 3/8	15	16 5/8	14 1/4	66	812.00
D RUNG								
MF385	16	13	17 3/8	15	16 5/8	14 1/4	39	484.00
MF386	20	17	17 3/8	15	16 5/8	14 1/4	46	614.00
MF387	22	19	17 3/8	15	16 5/8	14 1/4	50	665.00
MF388	24	21	17 3/8	15	16 5/8	14 1/4	55	703.00
MF389	28	25	17 3/8	15	16 5/8	14 1/4	63	798.00
MF390	32	28	17 3/8	15	16 5/8	14 1/4	70	897.00



INDUSTRIAL EXTRA HEAVY-DUTY STRAIGHT LADDERS (5600 SERIES)

CSA grade 1AA ,

ANSI type 1AA-375 lbs. Load Rating

- Durable non-conductive fiberglass side rails in high visibility safety yellow
- Riveted rung to rail design maintains continuous strength of fibres and allows for easy repair
- Slip-resistant serrated rungs for safe climbing
- Black ABS, high impact non-marring end caps
- Large heavy-duty pivot feet with slip-resistant rubber pads and ice pick

FEATHERLITE
INDUSTRIAL LADDERS

Model No.	Nominal Height'	Outside Width"	Inside Width"	Wt. lbs.	Price /Each
ROUND RUNG					
VC263	8	17 3/8	15	18	265.00
VC264	10	17 3/8	15	21	310.00
VC265	12	17 3/8	15	24	354.00
VC266	14	17 3/8	15	28	398.00
VC267	16	17 3/8	15	31	447.00
D RUNG					
VC268	8	17 3/8	15	18	279.00
VC269	10	17 3/8	15	21	329.00
VC270	12	17 3/8	15	24	376.00
VC271	14	17 3/8	15	28	425.00
VC272	16	17 3/8	15	31	478.00



LADDERS & SCAFFOLDING

LADDER CARTS

- Provides greater mobility, enhanced access, safe ladder handling, and minimal storage requirements
- Compact footprint increases maneuverability
- Safely carries a 6' ladder without hitting doorways, walls or elevators
- Tall profile improves access and offers a more comfortable work height
- Commercial-grade hybrid construction of powder-coated steel and structural foam
- Fully adaptable to work site requirements, with long-item storage, tool holders
- Perforated panels hold 1/4" and locking cabinets on model **MI824**
- Overall dimensions: 27" W x 31.5" D x 42" H
- Capacity: 500 lbs.

Model No. MI823
Price/Each \$769.00



Model No. MI824
with lockable cabinet
Price/Each \$1199.00



MI823

MI824

INDUSTRIAL EXTRA HEAVY-DUTY FIBREGLASS 2-WAY STEP STOOLS

CSA Grade 1AA, ANSI Type 1AA, 375-lb. Load Rating

- Height: 2'
- Wide 3" slip-resistant serrated aluminum steps for safe climbing
- Base width: 21"
- Base depth: 23"
- Slip-resistant feet
- Double-ribose step construction
- Weight: 11 lbs.

Model No. VD426
Price/Each \$173.00



INDUSTRIAL HEAVY-DUTY STEP STOOL/LADDERS

CSA grade 1A, ANSI type 1A 300-lb. Load Rating

- Super tough copolymer top for strength and durability
- Both front and rear legs are braced
- Solid aluminum rivets in front prevent steps from loosening
- Slip resistant vinyl feet



VC239



Model No.	Nominal Height'	Base Width"	Spread"	Wt. lbs.	Price /Each
VC239	2	15 1/2	17 1/2	5	55.10
VC240	3	17	24	6	67.70

INDUSTRIAL HEAVY-DUTY FIBREGLASS WORKING PLATFORMS

CSA Grade 1A, ANSI Type 1A, 300-lb. Load Rating

- 12" wide slip-resistant standing platform
- Platform height: 21"
- Platform dimensions: 12" W x 37 1/4" D
- Base width: 16 1/4"
- Base depth: 46 7/8"
- Weight: 13 lbs.

Model No. VD404
Price/Each \$236.00



FIBREGLASS STEP STOOL/LADDERS (6400 SERIES)

CSA Grade 1A, ANSI Type 1A, 300-lb. Load Rating

- Super tough copolymer top for strength and durability
- Slip-resistant serrated aluminum steps
- Extra-large PVC rubber safety boots are heavy-duty and provide increased rail protection and slip-resistance



VC211



Model No.	Nominal Height'	Base Width"	Spread"	Approx Weight lbs.	Price /Each
VC211	2	17	17	8	151.00
MD487	3	19	23	12	169.00

LADDER MITTS™

- Made of flexible urethane pads
- Fits easily on top of wood, fiberglass and aluminum extension ladders to prevent damage to wood, aluminum, glass and vinyl siding
- No drill holes or modifications to ladder necessary
- Orange colour will not rub off on any surface

Model No. VC334
Price/Each \$18.90



LADDER LEVELERS

- Leveler for all Louisville fiberglass and aluminum extension ladders
- Attaches easily to Type I, IA, IAA ladders
- Extends up to a full 10 inches, perfect for steps
- Large heavy duty swivel shoe with spurs
- Patented KeyLok quick connect system

Model No. MO013
Mfg. No. LP-2220-01
Price/Each \$179.00



LADDERS & SCAFFOLDING

PORTABLE FOLDING LADDERS

- Foldable locking design saves on storage space when not in use
- Welded construction
- Easy to maneuver
- 58° slope, 7" deep steps for easy climbing
- Perforated step
- Locks in the folded or climbing positions
- Approximately 10" deep when folded for easy storage
- Maximum capacity: 350 lbs.



VC437



Model No.	No. of Steps	Top Step Height"	Open W" x L"	Folded Dimensions W" x L" x H"	Wt. lbs.	Price /Each
VC436	2	20	24 x 17	24 x 10 x 41	30	240.00
VC437	3	30	24 x 23	24 x 10 x 52	35	315.00
VC438	4	40	24 x 30	24 x 10 x 65	42	365.00

HEAVY-DUTY WORKHORSES

- 2000-lb. capacity
- Overbuilt to be the last sawhorse you'll ever need
- Powder coated finish safety yellow



Model No.	Height"	Width"	Depth"	Wt. lbs.	Price /Each
VC157	24	36	20	43	249.00
VC158	36	48	20	60	319.00

LIGHT-DUTY STOP-STEP LADDERS

- Stops still when you step on it
- Gives 18" to 54" of firm footing
- 1" square high tensile aluminum struts, frames and braces
- Heavy gauge extruded aluminum 16" x 8" cross steps with 9" raise
- Long lasting 1 5/8" retractable casters allow rubber base cups to grip floor
- Download rating: 300 lbs.
- Colour: Beige
- OSHA compliant
- 10 year limited warranty
- Shipped knocked down

MD627



MD624



Model No.	No. of Steps	Top Step Height"	Overall Dimensions W" x D" x H"	Wt. lbs.	Price /Each
STOP-STEP					
MD623	2	18	21 x 19 3/4 x 22 3/4	16	519.00
MD624	3	27	21 x 26 3/4 x 31 3/4	22	619.00
MD625	4	36	22 3/4 x 33 1/2 x 40 3/4	34	739.00
STOP-STEP W/DOUBLE HANDRAIL					
MD626	3	27	21 x 26 3/4 x 56 1/2	32	829.00
MD627	4	36	23 3/4 x 33 1/2 x 65 1/2	39	979.00

4' ALUMINUM LIGHT-DUTY PLATFORM STANDS

- CSA grade 3, , ANSI type 3 200-lb. Load Rating
- 1" tubular construction makes this ladder light weight and compact for storage
 - Handrail with comfort foam grip
 - Fold-down utility tray for paint, tools, etc.
 - Non-marring, slip-resistant feet
 - Overall height: - closed: 55" - open: 51"
 - Overall platform height: 22 1/2"
 - Approx. weight: 8 lbs.
- Model No. TJZ869
Price/Each \$70.20



INDUSTRIAL-DUTY ALUMINUM SAWHORSE/STEPS

- Engineered to allow for convenient mixing of sizes in plank applications
- Durable extruded aluminum steps and side rails, serrated for strength and safety
- Trestle design allows safe access from either side
- J-shaped spreaders for easy set-up and storage
- Heavy-duty rubber safety shoes
- Capacity: 250 lbs.



Model No.	Nominal Height'	Open Height"	Base Width"	Base Depth"	Wt. lbs.	Price /Each
VC010	2	23	32	24.5	10	106.00
VC011	3	35	33	32	14	133.00
VC012	4	47.5	34.5	34.5	19	166.00

ALUMINUM TELESCOPIC LADDERS

- Compact and easy to move, use and store
- Extends and locks in 12" increments
- Indicators let you know when the rungs are locked into place
- Anti-slip rungs
- Capacity: 250 lbs.
- CSA grade 1



Model No.	Height'	Reach'	Closed Dimensions W" x D" x H"	Weight Colour lbs.	Price /Each
VC441	12	16	19 x 4.5 x 32	Yellow 25	379.00
VC252	15	19	19.5 x 4.5 x 36	Blue 37	499.00

VC441



* Other sizes available

INDUSTRIAL STEP STOOLS


- Durable, nestable, corrosion-proof
- Hand holes and light weight combine for easy manoeuvrability
- Includes rubber feet and a non skid tape surface
- Pronounced ribbing provides additional structural support
- Capacity: 500 lbs.
- Colour: Safety Yellow



MN658

Model No.	Description	Overall Dimensions L" x W" x H"	Wt. lbs.	Price /Each
MN656	Single Step	25 x 25 x 10 1/2	8.5	164.00
MN657	Single Step	25 x 25 x 14 3/4	11	174.00
MN658	Double Step	32 3/4 x 25 3/4 x 20	18.5	239.00
MN659	Double Step	33 x 25 3/4 x 24	19	249.00

LADDERS & SCAFFOLDING



INDUSTRIAL STEP STOOL

- Durable, corrosion-proof, 500-lb. capacity
- Rear opening to access storage compartment
- Hand holes and light weight combine for easy manoeuvrability
- All models include rubber feet and non skid tape surface

SINGLE STEP

Dimensions:
18" L x 12" W x 12" H
Weight: 7.5 lbs.
Model No. MN599
Price/Each \$94.90




DOUBLE STEP

Dimensions:
22" L x 21" W x 20" H
Weight: 16.2 lbs.
Model No. MN600
Price/Each \$199.00



TRIPLE STEP

Dimensions:
32" L x 22" W x 30" H
Weight: 28 lbs.
Model No. MN601
Price/Each \$299.00



QUAD STEP WITH CASTERS

Dimensions:
43" L x 22 1/2" W x 66" H
Weight: 53 lbs.
Model No. MN644
Price/Each \$689.00



STEP STOOLS

STEP STOOL

- Heavy-duty steel
 - Comes with a double platform with non-slip rubber tread
 - Spring-loaded casters retract under slight pressure, forcing base to the floor
 - 11" diameter upper platform and 13 1/2" diameter lower platform
 - 17 1/4" diameter base has an all-around protective bumper
 - 16 1/2" overall height
 - Wt. 10 lbs. • Colour: Black
 - Capacity: 500 lbs.
- Model No. ON528
Price/Each \$89.95




STEP STOOL

- Tough 1-piece poly construction with anti-skid bottom
- Threaded top & expanded step
- 16" diameter base provides added stability
- Glides easily on retractable rubber casters
- 13" overall height
- Capacity: 350 lbs.
- Weight: 6 lbs.



INDUSTRIAL STEP STOOL

- Durable, nestable, corrosion-proof
- Moulded-in handles make them easy to carry
- Includes rubber feet and a non skid tape surface
- Capacity: 500 lbs.
- Colour: Safety Yellow



MN532

Model No.	Colour	Price /Each
OA299	Black	149.00
OA300	Beige	149.00

Model No.	Number of Steps	Dimensions L" x W" x H"	Weight lbs.	Price /Each
MN531	1	28 x 20 x 13	10	119.00
MN532	2	36 x 28 x 20	20	199.00

STEP STANDS

- Rugged all-welded construction
- Rolling stands come with spring-loaded casters
- Dimensions: 16" D x 12" H
- Capacity: 300 lbs.
- Kleton blue enamel finish

PLATFORM STANDS

Model No.	Width"	Wt. lbs.	Price /Each
MH228	20	11	102.00
MH229	24	13	106.00
MH230	32	16	114.00

ROLLING STANDS

Model No.	Width"	Wt. lbs.	Price /Each
MH225	20	17	177.00
MH226	24	19	185.00
MH227	32	22	190.00



MH228



MH225

WORK PLATFORMS

- Solid all-welded construction
- Elevate workers to comfortable working heights
- Provides solid footing around machinery and other work areas
- Capacity: 800 lbs.
- Durable Kleton blue enamel finish

Model No.	Platform Size W" x D"	Top Step Height"	Wt. lbs.	Price /Each
VC127	24 x 32	6	28	179.00
VC128	32 x 32	6	34	199.00
VC129	24 x 32	12	32	189.00
VC130	32 x 32	12	38	209.00



VC129



VC127

REPLACEMENT PARTS

Model No.	Description	Price Each
VC055	Rubber Foot Tip	1.45

TILT-N-ROLL STEP STANDS

- Frame is welded 1" round steel tubing
- Non-clogging slip resistant steel steps
- Handle allows step stand to move easily on two 4" casters
- Step dimensions: 22" x 8"
- Top step dimensions: 22" x 16"
- Capacity: 300 lbs.
- Durable Kleton blue enamel finish



VC336



KLETON

Model No.	Number of Steps	Top Step Height"	Base Dimensions W" x D"	Wt. lbs.	Price /Each
VC335	1	12	29 x 16	24	225.00
VC336	2	19	29 x 24	33	274.00

ROLLING STEP STANDS

- Ideal wherever there is a need to reach materials
- Rolls easily into position and locks firmly to the floor for maximum safety
- All the ladders operate on spring-loaded casters
- Casters retract under operator's weight and rubber feet drop down
- Non-clogging slip-resistant steel steps
- Frame is welded 1" round steel tubing
- Capacity: 300 lbs.
- Durable Kleton Blue enamel finish



VC131

VC134

KLETON



Model No.	Number of Steps	Step Size W" x D"	Top Step Height"	Top Step W" x D"	Base Dim. W" x D"	Wt. lbs.	Price /Each
VC131	2	18 x 8	19	18 x 16	20 x 26	28	249.00
VC132	3	18 x 8	28	18 x 16	20 x 30	38	284.00
VC133	4	18 x 8	37	18 x 16	20 x 37	48	320.00
VC134	5	18 x 8	46	18 x 16	20 x 41	57	345.00

REPLACEMENT PARTS & CASTERS

Model No.	Description	Price /Each
MA790	Spring Loaded 3" Swivel Caster	25.60
VC055	Rubber Foot Tip	1.45



MA790

TILT-N-ROLL LADDERS

- Balanced design allows ladder to tilt into the rolling position
- One piece all-welded steel construction
- 30" high rails with 24" wide expanded metal steps
- Oversize 22" x 24" top step for easier worker movement
- Legs have rubber tips that hold ladder secure during use
- Ladder moves easily on two 4" casters
- Capacity: 300 lbs.
- Durable Kleton blue enamel finish



Optional

MD603



KLETON

Model No.	No. of Steps	Step W" x D"	Rise Height"	Top Step Height"	Top Step W" x D"	Height Top Rail"	Overall Dimensions W" x D" x H"	Wt. lbs.	Price /Each
MD603	3	22 x 8	9	27	22 x 24	30	25 x 44 x 57	70	429.00
MD604	4	22 x 8	9	38	22 x 24	30	25 x 50 x 68	81	494.00
MD605	5	22 x 8	9	47	22 x 24	30	25 x 56 x 77	93	547.00
MD606	6	22 x 8	9	56	22 x 24	30	25 x 62 x 86	105	589.00

REPLACEMENT PARTS & CASTERS

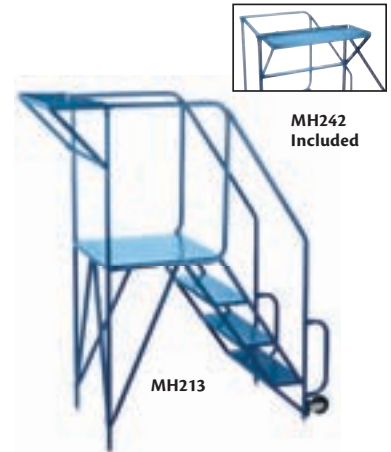
Model No.	Description	Price /Each
MH242	Tool Tray (Optional)	110.00
VC055	Rubber Foot Tip	1.45
ML334	4" Rigid Rubber Caster	15.35

ML334



MECHANICS/MAINTENANCE ROLLING LADDERS

- Double-straddle base puts worker in close proximity for hard-to-reach jobs
- Tilt and roll wheelbarrow style mobility allows easy movement over rough surfaces
- Oversize 22" x 24" top step for easier worker movement
- Removable 10" D x 24" W tool tray fits on front or side railing included
- Capacity: 300 lbs.
- Durable Kleton blue enamel finish



MH242 Included

MH213

KLETON



Model No.	No. of Steps	Step W" x D"	Rise Height"	Top Step Height"	Top Step W" x D"	Height Top Rail"	Overall Dimensions W" x D" x H"	Wt. lbs.	Price /Each
MH212	3	22 x 8	9	28	22 x 24	30	24 x 44 x 58	85	599.00
MH213	4	22 x 8	9	38	22" x 24	30	24 x 50 x 68	98	669.00
MH214	5	22 x 8	9	47	22 x 24	30	24 x 56 x 77	112	759.00
MH215	6	22 x 8	9	57	22 x 24	30	24 x 68 x 87	125	809.00

REPLACEMENT PARTS & CASTERS

Model No.	Description	Price /Each
MH242	Tool Tray	110.00
VC055	Rubber Foot Tip	1.45
ML334	4" Rigid Rubber Caster	15.35

ML334



LADDERS & SCAFFOLDING

ROLLING STEP LADDERS

- Ideal wherever there is a need to reach bulky materials
- Rolls easily into position and locks firmly to the floor for maximum safety
- 2 to 6 step ladders operate on spring-loaded casters
- Casters retract under operator's weight, rubber feet drop down
- First step on all 8 to 16 step ladders activates the floor locking mechanism (step off and kick release to make the ladder mobile)
- Non-clogging slip-resistant steel steps
- Frame is rugged welded 1" round steel tubing
- 8 to 16 step ladders shipped knocked down, easily assembled
- Capacity: 300 lbs.
- Durable Kleton blue enamel finish
- CSA certified to the ANSI A14.7 standard



Note:
Ladders are
not to be
used as work
platforms.



MA613



MA615



MA622



MA624

WITHOUT HANDRAILS

Model No.	Number of Steps	Step Size W" x D"	Top Step Height"	Top Step W" x D"	Base Dimensions W" x D"	Wt. lbs.	Price /Each
MA612	2	22 x 8	19	22 x 16	24 x 26	32	259.00
MA613	3	22 x 8	28	22 x 16	24 x 30	42	314.00
MH279	4	22 x 8	37	22 x 16	24 x 37	52	346.00
MA615	5	22 x 8	46	22 x 16	24 x 41	61	379.00

WITH HANDRAILS

Model No.	Number of Steps	Step Size W" x D"	Top Step Height"	Top Step W" x D"	Base Dimensions W" x D"	Wt. lbs.	Price /Each
SPRING LOADED FRONT CASTERS							
MA614	4	22 x 8	37	22 x 16	30 x 36 x 78	78	449.00
MA616	5	22 x 8	46	22 x 16	30 x 46 x 87	89	479.00
MA617	6	22 x 8	55	22 x 16	30 x 51 x 95	100	499.00
LOCKING STEP							
MA622*	8	30 x 8	72	30 x 16	38 x 60 x 113	180	1049.00
MA623*	10	30 x 8	89	30 x 16	38 x 72 x 130	230	1169.00
MA624*	12	30 x 8	109	30 x 16	38 x 80 x 149	250	1399.00
MA625*	14	30 x 8	128	30 x 16	38 x 93 x 167	275	1599.00
MA626*	16	30 x 8	144	30 x 16	38 x 104 x 185	305	1799.00

* Ships knocked down easy assembly

ALUMINUM ROLLING LADDERS

- Widely used in hospitals, banks, offices, pharmaceutical and food processing applications
- Corrosion resistant, easy to clean and non-magnetic
- 3/4" schedule 40, 1-1/16" O.D. pipe
- 7" deep steps
- 14" deep top step
- Slip-resistant ribbed tread style steps, a more aggressive serrated is available upon request for all sizes
- Spring-loaded casters included on 2-7 step models only
- Step lock included on 8-12 step models only
- Capacity: 350 lbs.
- All-welded with unpainted aluminum mill finish
- Complies with OSHA and ANSI standards



VC486




Number of Steps	Top Step Height"	Overall Height"	16" W Step Model No.	Base W" x D"	Price /Each	24" W Step Model No.	Base W" x D"	Price /Each
WITHOUT HANDRAILS								
1	10	10	VC470	16 x 14	469.00	VC471	24 x 14	499.00
2	20	20	VC472	19 x 24	559.00	VC473	28 x 24	609.00
3	30	30	VC474	21 x 30	659.00	VC475	28 x 30	719.00
4	40	40	VC476	21 x 36	749.00	VC477	29 x 36	839.00
WITH HANDRAILS								
2	20	52	VC478	19 x 24	679.00	VC479	28 x 24	729.00
3	30	62	VC480	21 x 31	889.00	VC481	29 x 31	949.00
4	40	72	VC482	21 x 37	1069.00	VC483	30 x 37	1149.00
5	50	82	VC484	21 x 44	1229.00	VC485	30 x 44	1339.00
6	60	92	VC486	26 x 51	1389.00	VC487	32 x 51	1509.00
7	70	102	VC488	26 x 57	1569.00	VC489	32 x 57	1719.00
8	80	112				VC490	33 x 60	2399.00
9	90	122				VC491	33 x 67	2759.00
10	100	132				VC492	33 x 73	2999.00
11	110	142				VC493	33 x 80	3099.00
12	120	158				VC494	33 x 86	3239.00

*Also available in other sizes and tread styles

ROLL & FOLD STEEL ROLLING LADDERS

- Mobile ladder can be folded for space-saving storage or transporting
- Fast, convenient access to remote, hard to reach elevated locations
- Tilt and roll mobility allows passage through doorways
- Ideal for use on asphalt or similar rough surfaces
- Two 10" diameter semi-pneumatic wheels on rear of ladder, reinforced rubber tips on front legs to secure ladder during use
- Grey powder coat finish
- Complies with OSHA and ANSI standards
- Also available in other sizes and tread styles
- 1 1/16" tubular steel construction
- Top Step W" x D": 16 x 10
- Step Width": 16
- Includes Handrails: Yes
- Caster Type: Semi-Pneumatic
- Caster Size": 10
- Colour: Grey powder-coated finish
- Capacity (lbs.): 450



VC525



TRIOARC

Number of Steps	Top Step Height"	Base W" x D"	Overall Height"	Perforated Step Tread Model No.	Price /Each	Grip Strut Step Tread Model No.	Price /Each
3	30	20 x 27	60	VC520	529.00	VC530	589.00
4	40	23 x 35	70	VC521	589.00	VC531	659.00
5	50	23 x 42	80	VC522	689.00	VC532	739.00
6	60	27 x 50	90	VC523	759.00	VC533	819.00
7	70	27 x 57	100	VC524	819.00	VC534	889.00
8	80	36 x 63	112	VC525	989.00	VC535	1079.00
9	90	36 x 70	122	VC526	1089.00	VC536	1159.00
10	100	36 x 77	132	VC527	1159.00	VC537	1269.00
11	110	36 x 83	142	VC528	1239.00	VC538	1349.00
12	120	36 x 90	152	VC529	1344.00	VC539	1459.00

ALL DIRECTIONAL STEEL ROLLING LADDERS

- Ladder turns on its own radius; rolls in all directions
- Provides safer access to top shelves when picking stock; 50 degree incline
- Easy to use foot controlled locking mechanism maintains climbing stability
- Step Lock included on 7-16 step models only
- Shipped knocked down
- Grey powder coat finish
- Complies with OSHA and ANSI standards
- Also available in other sizes and tread styles
- 1 1/16" tubular steel construction
- Top Step W" x D": 24 x 10
- Step Width": 24
- Includes Handrails: Yes
- Capacity (lbs.): 450



VC540



TRIOARC

Number of Steps	Top Step Height"	Base W" x D"	Overall Height"	Perforated Step Tread Model No.	Price /Each	Grip Strut Step Tread Model No.	Price /Each
7	70	35 x 56	106	VC540	1339.00	VC550	1429.00
8	80	35 x 63	116	VC541	1439.00	VC551	1519.00
9	90	35 x 68	126	VC542	1519.00	VC552	1619.00
10	100	35 x 75	136	VC543	1589.00	VC553	1689.00
11	110	35 x 82	146	VC544	1709.00	VC554	1799.00
12*	120	35 x 89	156	VC545	1789.00	VC555	1895.00
13*	130	40 x 95	166	VC546	1879.00	VC556	1999.00
14*	140	40 x 102	176	VC547	2029.00	VC557	2149.00
15*	150	40 x 109	186	VC548	2079.00	VC558	2199.00
16*	160	42 x 116	196	VC549	2249.00	VC559	2389.00

Also available with a 50° forward descent safety angle

* Includes toe boards

50° SAFETY SLOPE STEEL ROLLING LADDERS

- Slip-resistant steps & 50 degree forward descent incline
- Step Lock included on all models
- Structural Framework is 1 1/16" tubular steel construction
- Shipped knocked down
- Grey powder coat finish
- Also available in other sizes and tread styles
- Number of Steps: 5
- Top Step W" x D": 24 x 17
- Step Incline": 50
- Step Width": 24
- Includes Handrails: yes
- Colour: Grey powder-coated finish
- Capacity (lbs.): 450



VC607



TRIOARC

Number of Steps	Top Step Height"	Base W" x D"	Overall Height"	Perforated Step Tread Model No.	Price /Each	Grip Strut Step Tread Model No.	Price /Each
5	50	35 x 58	86	VC606	989.00	VC620	1129.00
6	60	35 x 66	96	VC607	1099.00	VC621	1255.00
7	70	35 x 74	106	VC608	1199.00	VC622	1389.00
8	80	35 x 82	116	VC609	1449.00	VC623	1669.00
9	90	35 x 91	126	VC610	1599.00	VC624	1869.00
10	100	35 x 99	136	VC611	1669.00	VC625	1969.00
11	110	35 x 107	146	VC612	1799.00	VC626	2099.00
12	120	35 x 116	156	VC613	1929.00	VC627	2269.00

Also available in other sizes

DEEP TOP STEEL ROLLING LADDERS

- 1-1/16" tubular steel construction
- 7" deep steps
- Spring-loaded casters 2 - 5 step models
- Step Lock 6 - 16 step models
- Ships knocked down
- Top Step W" x D": 24 x 20
- Step Width": 24
- Includes Handrails: Yes
- Overall Height": 96
- Colour: Grey powder-coated finish
- Capacity (lbs.): 450



VC776




TRIOARC

Number of Steps	Top Step Height"	Base W" x D"	Overall Height"	Perforated Step Tread Model No.	Price /Each	Grip Strut Step Tread Model No.	Price /Each
6	60	35 x 60	96	VC742	1399.00	VC769	1489.00
7	70	35 x 66	106	VC744	1485.00	VC771	1549.00
8	80	35 x 73	116	VC745	1679.00	VC772	1779.00
9	90	35 x 78	126	VC746	1769.00	VC773	1879.00
10*	100	35 x 85	136	VC747	1849.00	VC774	1985.00
11*	110	35 x 92	146	VC748	1929.00	VC775	2099.00
12*	120	35 x 99	156	VC749	2139.00	VC776	2289.00

Also available in other sizes

* Includes toe boards

LADDERS & SCAFFOLDING



CROSSOVER STEPLADDERS

- Units are made of all-welded steel construction and can be knocked-down for easy storage
- Upper platform features removable two sided 42" high handrail with 21" mid-rail and fixed 4" toeboards to prevent objects from rolling off
- Serrated steps for extra grip and safety are 23 1/2" W x 7" D
- Step angle: 58°
- Overall ladder width: 29"
- Ground legs include floor mounting pads
- Units must be anchored to the floor
- Capacity: 500 lbs.
- Yellow powder coat finish

VC442

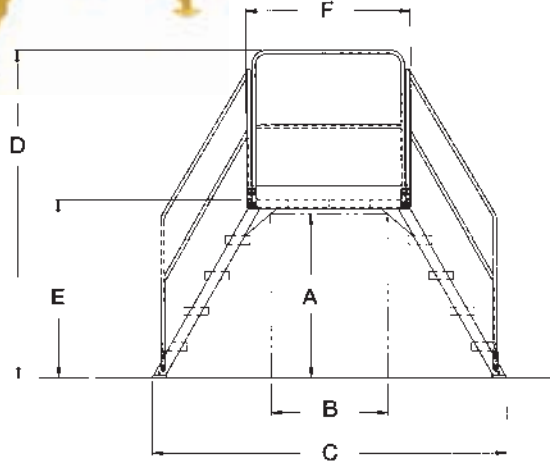


DON'T SEE A SIZE OR DESIGN THAT MEETS YOUR NEEDS? CALL US WITH YOUR SPECIFICATIONS FOR A CUSTOM DESIGN.

ALTERNATING STEP OPTION AVAILABLE UPON REQUEST



Model No.	No. of Steps	A	B	C	D	E	F	Weight lbs.	Price /Each
VC442	3	28	14 1/2	54 1/2	72 3/4	30	24	186	1529.00
VC443	3	28	26 1/2	66 1/2	72 3/4	30	36	210	1619.00
VC444	3	28	38-1/2	78 1/2	72 3/4	30	48	241	1770.00
VC445	3	28	50 1/2	90 1/2	72 3/4	30	60	265	1862.00
VC446	4	38	14 1/2	67	82 3/4	40	24	217	1780.00
VC447	4	38	26 1/2	79	82 3/4	40	36	242	1899.00
VC448	4	38	38-1/2	91	82 3/4	40	48	272	1999.00
VC449	4	38	50 1/2	103	82 3/4	40	60	297	2066.00
VC450	5	48	14 1/2	79 1/2	92 3/4	50	24	248	2008.00
VC451	5	48	26 1/2	91 1/2	92 3/4	50	36	273	2099.00
VC452	5	48	38-1/2	103 1/2	92 3/4	50	48	303	2199.00
VC453	5	48	50 1/2	115 1/2	92 3/4	50	60	328	2296.00
VC454	6	58	14 1/2	92	102 3/4	60	24	279	2219.00
VC455	6	58	26 1/2	104	102 3/4	60	36	304	2313.00
VC456	6	58	38-1/2	116	102 3/4	60	48	334	2417.00
VC457	6	58	50 1/2	128	102 3/4	60	60	359	2509.00



STOCK PICKING STEEL ROLLING LADDERS

- 1 1/16" tubular steel construction
- 24" W x 20" D top step with 24" W x 7" D intermediate steps
- Step lock standard on all models
- Shelf dimensions: 24" W x 20" D
- Capacity: 450 lbs.
- Shipped knocked down
- Grey powder coat finish
- Complies with OSHA and ANSI standards
- Three shelves available on 8-12 step models
- Two shelves available on 6-7 step models

VC637



MOBILE WORK PLATFORM STEEL ROLLING LADDERS

- Slip-resistant steps & 50 degree forward descent incline
- Step Lock included on all models
- Includes 2.5" dia. pads for stability
- Structural Framework is 1-1/16" tubular steel construction
- All-welded
- Grey powder coat finish
- Also available in other sizes and tread styles
- Step Width": 24
- Step Incline °: 50
- Step Type: Grip Strut Tread
- Includes Handrails: yes
- Colour: Grey powder-coated finish
- Capacity (lbs.): 800

VC591



Number of Steps	Top Step Height"	Base W" x D"	Overall Height"	Perforated Step Tread Model No.	Price /Each	Grip Strut Step Tread Model No.	Price /Each
6	60	35 x 60	92	VC632	1839.00	VC639	1949.00
7	70	35 x 66	102	VC633	1869.00	VC640	1985.00
8	80	35 x 73	116	VC634	2225.00	VC641	2369.00
9	90	35 x 78	126	VC635	2329.00	VC642	2469.00
10*	100	35 x 85	136	VC636	2409.00	VC643	2579.00
11*	110	35 x 92	146	VC637	2519.00	VC644	2699.00
12*	120	35 x 99	156	VC638	2739.00	VC645	2899.00

*Includes toe boards

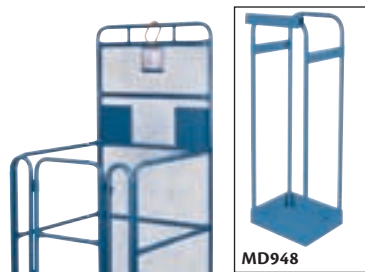


Model No.	Number of Steps	Top Step Dimensions W" x D"	Top Step Height"	Base W" x D"	Overall Height"	Price /Each
VC588	2	24 x 35	20	24 x 43	56	1053.00
VC589	3	24 x 35	30	24 x 50	66	1208.00
VC590	4	24 x 35	40	24 x 57	76	1279.00
VC591	5	24 x 35	50	24 x 64	86	1346.00
VC592	2	24 x 47	20	24 x 55	56	1148.00
VC593	3	24 x 47	30	24 x 63	66	1284.00
VC594	4	24 x 47	40	24 x 70	76	1349.00
VC595	5	24 x 47	50	24 x 77	86	1422.00

Also available in other sizes and tread styles


HIGH WORK MAINTENANCE PLATFORMS

- Convert forklift truck into safe, efficient work platform
- Take care of overhead maintenance problems without setting up ladders or scaffolds
- Non-skid platform
- 72" safety mesh backscreen keeps operator and equipment away from lift mechanism
- Forks slip easily into pockets and are secured with safety chains
- Load capacity: 1000 lbs.
- No assembly required



NOTE:

Kleton maintenance platforms meet or exceed ASME B56.1 safety standard when a safety harness and lanyard are worn.



Model No.	Description	Wt. lbs.	Price/Each
MD444	High Work Platform - 36" x 36" platform	230	899.00
MH800	High Work Platform - 48" x 48" platform	300	1399.00
MD338	Optional 6" caster kit	10	175.00
MD948*	Light Bulb Caddy 15" W x 15" D x 43" H	25	229.00
OPTIONAL TOOL TRAYS			
MI787	36" L x 4" W x 3" D, Fits on model MD444	-	97.50
MI788	48" L x 4" W x 3" D, Fits on model MH800	-	98.50

* Mounts on models MD444 and MH800.

DELTA™ HARNESES

- Patented triangular no-tangle design
- Repel™ webbing is water repellent
- Spring-loaded stand-up dorsal D-ring
- Impact indicators provide a visual alert that the harness has been involved in a fall
- Features tongue-buckle leg connections
- Universal size
- Certified to CSA standard Z259.10-06, Class A



Model No. SEB406 Mfg. No. 1102000C
Price/Each \$169.00

EZ-STOP™ SHOCK ABSORBING LANYARDS

- Features the lightest, smallest, and strongest shock absorber in the world
- Repel™ webbing repels water to reduce the attraction of mold and dirt
- High abrasion resistance
- Excellent chemical and cut resistance
- High impact resistance



Model No. SEJ420 Mfg. No. 1246011C
Price/Each \$133.00

EMERGENCY STOP SWITCH

- Safety kill switch for person on work platform
- Will cut power to forklift in case of an emergency
- Consists of control box for platform, plug-in box (to be installed on forklift), and wire that extends 6' to 20'
- Switch is easy to install
- Recommended for maintenance platform model MD444 and MH800



Model No.	Description	Price/Each
MD328	Emergency Stop Switch	1053.00

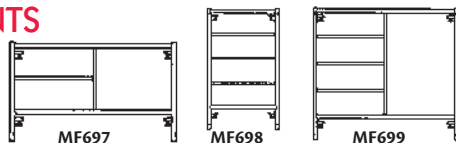
SCAFFOLDING

Meets OSHA and CAN/CSAS269.2-M87. End frames include coupling and spring pins for stacking. The frame's perimeter tubing is 1 1/16" outside diameter, 13 gauge and the interior tubing is 1" diameter, 16 gauge. Anti-slip blue baked-on powder coat for improved durability. Galvanized cross braces are made of 1", 16 gauge tubular steel. Includes 2 end frames and 2 cross braces or build your own scaffold from components offered on the next page.




COMPONENTS										
Model No.	Size (L" x W" x H")	MF697 END FRAME 60" LX 36" H SCAFFOLDING	MF698 END FRAME 30" LX 60" H SCAFFOLDING	MF699 END FRAME 60" LX 60" H SCAFFOLDING	MF700 CROSS BRACES 1" DIA. 84" WX 24" H GALVANIZED 16GA	MF701 CROSS BRACES 1" DIA. 84" WX 48" H GALVANIZED 16GA	MF702 CROSS BRACES 1" DIA. 120" WX 24" H GALVANIZED 16GA	MF703 CROSS BRACES 1" DIA. 120" WX 48" H GALVANIZED 16GA	Wt. Lbs.	Price /Each
MF691	84 x 60 x 36	2			2				82	210.00
MF692	84 x 30 x 60		2			2			80	210.00
MF693	84 x 60 x 60			2		2			104	210.00
MF694	120 x 60 x 36	2					2		90	210.00
MF695	120 x 30 x 60		2					2	88	210.00
MF696	120 x 60 x 60			2				2	112	210.00

COMPONENTS



END FRAMES

Model No.	Width"	Height"	Wt. lbs.	Price/Each
MF697	60	36	32	79.50
MF698	30	60	31	79.50
MF699	60	60	43	85.50



ARCHS

Model No.	Width"	Height"	Wt. lbs.	Price/Each
MF706	60	78	41	119.00
MF707	60	78	45	129.00



CROSS BRACES

One cross brace must be installed at each end frame or arch for maximum stability. 1" diameter, 16 gauge galvanized tubing.

Model No.	W"	H"	Wt. lbs.	Price/Each
MF700	84	24	9	32.50
MF701	84	48	10	29.50
MF702	120	24	13	35.50
MF703	120	48	14	34.50

DIAGONAL BRACES

Diagonal braces must be installed on free-standing and wall mounted scaffolds. 1" diameter, 16 gauge galvanized tubing.

Model No.	W"	H"	Wt. lbs.	Price/Each
MF713	84	30	5	28.50
MF716	84	60	6	28.50
MF717	120	30	7	29.50
MF720	120	60	8	29.50

LADDERS & SCAFFOLDING

MOBILE WORK SCAFFOLDING

Meets CSA & OSHA standards

MINI™ ALUMINUM SCAFFOLDING

Multi-level working area
 Light aluminum frame
 Anti-slip 16-gauge steel platform adjust every 12", comes with 2 platforms
 Structure: Aluminum alloy 6061-T6 of 1.5"
 Dimensions: 3' 1/2" L x 1' 3/4" W x 4' 1/4" H
 Capacity: 600 lbs.
 Weight: 40 lbs.
Model No. VC031
Price/Each \$275.00



Accessories:

VC199 Anti-Slip Platform **Price/Each \$52.50**
MB091 4" locking casters **Price/Each \$27.00**

MAXI ROUND SCAFFOLDING

- Multi-level working area
- 16-gauge steel frame painted using a polyester powder coating
- Anti-slip painted 14-gauge steel platform adjust every 4", comes with 3 platforms
- Dimensions: 6' 3" L x 2' 5" W x 6' 4" H
- Capacity: 700 lbs.
- Weight: 140 lbs.

Model No. MB086
Price/Each \$589.00

ACCESSORIES

Model No.	Description	Price/Each
MB087	3' Vertical extension	399.00
MB088	6' Vertical extension	399.00
MB089	Set of 4 5" casters	139.00
VC200	Anti-Slip Platform	146.00
VC201	Set of 4 outriggers w/casters	278.00



MAXI SQUARE SCAFFOLDING

- Heavy-duty all task equipment
- Can be used in stairways
- Square steel tube 1 1/2"sq. frame painted using a polyester powder coating 5/8" plywood platform with protective steel edge banding adjusts every 2", comes with 1 platform
- Dimensions: 74" L x 29" W x 74" H
- Capacity: 1000 lbs.
- Weight: 129 lbs.

Model No. VC198
Price/Each \$389.00

MAXI SQUARE ALUMINUM SCAFFOLDING

- Lightness and sturdiness
- Can be used in stairways
- Anodized aluminum tube 1 1/2"sq. frame
- Anti-slip anodized aluminum platform adjusts every 2", comes with 1 platform
- Dimensions: 6' 2" L x 2' 5" W x 6' 3" H
- Capacity: 700 lbs.
- Weight: 90 lbs.

Model No. VC032
Price/Each \$739.00

Model No.	Description	Price/Each
VC203	Set of 4 steel outriggers with 5" casters	239.00
MN560	Set of 4 aluminum outriggers with 5" casters	399.00
VC202	5" Swivel caster with locking system	36.50
VC204	Guardrail system	463.00



SPEEDY MOBILE FIBREGLASS SCAFFOLDING

Features:

- Non-conductive
- Light weight (91 lbs.)
- Corrosion resistant
- Prevent static electricity
- Anti-slip platform
- Easily assembled
- Compact storage
- Reach 10' 6"
- 500-lb. capacity

Model No. VC197
Price/Each \$999.00


Ideal for:

- Electricity substation
- Railway stations
- Building sites
- Mechanical rooms
- Chemical environment
- Computer rooms
- Foundries
- Aircraft maintenance
- Mines
- Size: 79 1/2" L x 29 1/2" W x 78" H



BASE PLATE, CASTER & STABILIZING JACK SCREW

Will level your scaffold on uneven terrain and provide secure footing. Choose between the following options:



Model No.	Description	Wt. lbs.	Price /Each
MF724	8" Rubber Caster	12	42.50
MF725	Fixed Base Plate	3	15.50
MF726	Swivel Base Plate	4	37.50
MF727	Adjust. Jack Screw w/24" Base	12	38.50
MF728	Adjust. Jack Screw w/32" Base	15	49.90
MF729	Adjustable Jack Screw 24"	11	44.50

WORK PLATFORMS

ALUMINUM DECK

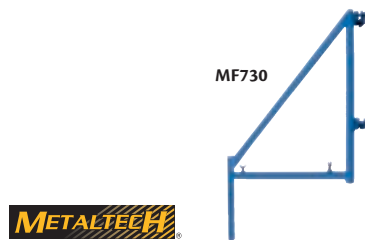
- Work platform installed with aluminum slip-resistant decking
- For both aluminum and steel scaffolds
- Side rails are made from "I" beam extrusions for added strength
- Dimpled and pierced aluminum decking assures a slip-resistant surface preventing material build-up
- Allows water to run off to help prevent ice build-up in freezing conditions
- 3-piece rung joints produce a tempered joint, making the work platform twist-proof
- For added safety they are fitted with easy-to-use windlocks
- Duty-rated: 75 lbs./sq. ft. (366 kg/m²)



Model No.	Length'	Width"	Weight lbs.	Price/Each
VC249	7	19	25	179.00
VC250	10	19	40	259.00

LATERAL SIDE STABILIZER & WALL BRACKETS

Scaffolds should not be stacked higher than 3 times the width of the smallest base. To build a higher scaffold, lateral side stabilizers must be used. If the scaffold is situated near a wall, and its height is superior to three times the width of the base the scaffolding can be secured with wall brackets. Wall brackets are required every 15' in height and every 20' in width.



Model No.	Description	Wt. lbs.	Price /Each
MF730	Lateral Side Stabilizer	22	98.50
MF731	Wall Bracket	5	54.50
MF732	Screw for Wall Bracket (10 pkg.)	0.1	4.95

PLYWOOD DECK

- Plywood-decked work platform; 5/8" thick plywood, hooks are offset to allow for next plank hook – no gap when set in continuous scaffolding
- For lightweight construction equipment
- Aluminum edge protects plywood from damage
- Side rails are made from "I" beam extrusions for added strength
- 3-piece rung joints produce a tempered joint, making the work platform twist-proof
- Fitted with easy-to-use windlocks
- 19" widths duty-rated: 75 lbs./sq. ft., 24" widths duty-rated: 50 lbs./sq.ft.



Model No.	Length'	Width"	Weight lbs.	Price/Each
MF754	7	19	30	179.00
MF755	7	24	34	214.00
MF756	10	19	48	249.00
MF757	10	24	56	289.00

ACCESSORIES



Model No.	Description	Wt. lbs.	Price /Each
MF708	Coupling w/1" Collet	0.8	8.50
MF709	Spring Pin	0.04	2.25
MF711	Safety Locking Arm	0.9	8.25
MF712	Pigtail	0.08	2.25



GUARD POSTS & RAILS

Model No.	Description	Wt. lbs.	Price /Each
MF739	Guard Post for Guard Rail w/Support	11	38.50
MF740	Guard Rail 30"	1.5	14.30
MF742	Guard Rail 45"	2	17.20
MN530	Guard Rail 48"	2.5	17.50
MF743	Guard Rail 60"	3	17.20
MF744	Guard Rail 84"	4	19.90
MF745	Guard Rail 120"	6	29.90
MF748	Guard Rail 36" (Arch w/Stairs)	10	116.00

**Afraid of Heights...
We've Got You Covered!**



KLETON

Canada's Leading Material Handling Supplier

STEEL SCAFFOLDING

- Multi-level working area
- 1" O.D. 16-gauge steel frame
- Two anti-slip 14-gauge steel platforms
- Height: 4'
- Reach: 9'
- 4" heavy-duty double locking casters
- Units fold/collapse for easy storage
- Capacity: 500 lbs.
- Yellow powder coat finish
- Meets and exceeds CSA, OSHA & ANSI standards



Model No.	Overall Dimensions W" x L" x H"	Weight lbs.	Price /Each
VC782	22 1/2 x 41 x 45 3/4	50	159.00
VC781	22 1/2 x 49 1/2 x 57 3/4	59	189.00

* More sizes & options available upon request

HAND TRUCKS

RUBBER WHEEL HAND TRUCKS

- Constructed of 1", 16-gauge steel tubing
- Nose plate 7-gauge steel
- Overall width: 19 1/2"
- Wheel dimensions: 8" x 2"
- Powder-coated



Model No.	Description	Overall Height	Nose Plate Dimensions W" x D"	Capacity lbs.	Wt. lbs.	Price /Each
MK728	Continuous Handle	46	14 x 8 1/2	600	23	75.85
MK729	Dual Handle	48	14 x 8 1/2	600	24	75.85
MN103	Loop Handle	51	14 x 9	600	24	75.85

REPLACEMENT PARTS & WHEELS

Model No.	Description	Price /Each
ML812	Rubber Wheel	13.80
MK993	Hand Grip	3.65



MK729

MK728

MN103

PNEUMATIC WHEEL HAND TRUCKS

- Constructed of 1", 16-gauge steel tubing
- Nose plate 8-gauge steel
- Overall width: 21 1/2"
- Wheel dimensions: 10" x 3"
- Powder-coated



Model No.	Description	Overall Height"	Nose Plate Dimensions W" x D"	Capacity lbs.	Wt. lbs.	Price /Each
MH300	Dual Handle	46	14 x 9	600	20	85.95
MH301	Continuous Handle	48	14 x 9	600	22	85.95
MH302	Loop Handle	51	14 x 9	600	22	85.95

REPLACEMENT PARTS & WHEELS

Model No.	Description	Price /Each
ML810	Pneumatic Wheel	13.90
MK993	Hand Grip	3.65



MH301

MH300

MH302

FLAT FREE WHEEL HAND TRUCKS

- Constructed of 1", 16-gauge steel tubing
- Nose plate 8-gauge steel
- Overall width: 22"
- Wheel dimensions: 10" x 3 1/2"
- Powder-coated



Model No.	Description	Overall Height"	Nose Plate Dimensions W" x D"	Capacity lbs.	Wt. lbs.	Price /Each
MN389	Dual Handle	46	14 x 9	600	20	125.00
MN390	Continuous Handle	48	14 x 9	600	22	125.00
MN391	P-Handle	51	14 x 9	600	22	125.00

REPLACEMENT PARTS & WHEELS

Model No.	Description	Price /Each
MN378	Flat Free Wheel	34.25
MK993	Hand Grip	3.65



MN389

MN390

MN391

HEAVY-DUTY DUAL HANDLE HAND TRUCKS

- Constructed of 1 1/4", 14-gauge steel tubing
- Nose plate 6-gauge steel
- Overall height: 46"
- Overall width: 20"
- Powder-coated



Model No.	Description	Wheel Size"	Nose Plate Dimensions W" x D"	Capacity lbs.	Wt. lbs.	Price /Each
MK730	Rubber Wheel	8 x 2	14 x 8	1000	36	115.00
MK731	Pneumatic Wheel	10 x 3	14 x 8	800	36	119.00

REPLACEMENT PARTS & WHEELS

Model No.	Description	Price /Each
ML813	Rubber Wheel	17.70
ML811	Pneumatic Wheel	17.30
ML030	Hand Grip	3.40



MK730

MK731

HAND TRUCK ATTACHMENTS

- Constructed of 1", 14-gauge steel tubing
- Allows extra versatility to adapt to changing material handling requirements without the extra cost
- Easy to install
- Designed to fit most hand trucks with a 14" frame width
- Durable Kleton blue enamel finish



Model No.	Description	Wt. lbs.	Price /Each
MA378	Chair Mover Attachment	15	160.00
MA385	Table Mover Attachment	25	180.00



CONVERTIBLE DELUXE STEEL HAND TRUCKS

- Quickly converts from a 2-wheel hand truck to a 4-wheel platform truck
- Constructed of 1" round 14-gauge steel tubing
- 52" high
- 8" x 14" nose plate
- Comes with 2 welded-on stair glides
- Two 10" full pneumatic wheels and two 3" bolted-on casters
- Hand truck capacity: 600 lbs. ; platform truck capacity: 800 lbs.
- Durable Kleton blue enamel finish



Model No.	Overall Dimensions W" x D" x H"	Cap lbs.	Wt. lbs.	Price /Each
ML320	14 x 43 x 45	800	75	345.00

HEAVY-DUTY SPADE TRUCKS


- Constructed of double-welded 1 1/4" round 14-gauge steel tubing
- Oversized nose plate and easy grip frame helps with the balancing of larger items
- Tapered 22" x 14" x 13" deep thick nose plate
- Two 10" mould-on rubber wheels
- Durable Kleton blue enamel finish



Model No.	Dimensions W" x H"	Cap lbs.	Wt. lbs.	Price /Each
ML324	22" x 53"	1200	92	255.00

HEAVY-DUTY DUAL HANDLE HAND TRUCKS

- Constructed of 1 1/4", 14-gauge steel tubing
- Nose plate 6-gauge steel
- Overall height: 46"
- Overall width: 20"
- 8" x 12" nose plate
- Powder-coated



Model No.	Description	Wheel Size"	Capacity lbs.	Wt. lbs.	Price /Each
MA376	Rubber Wheel	10 x 2	1000	40	294.00



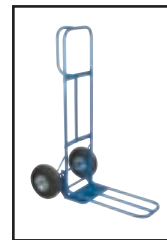
MA376

REPLACEMENT PARTS & WHEELS

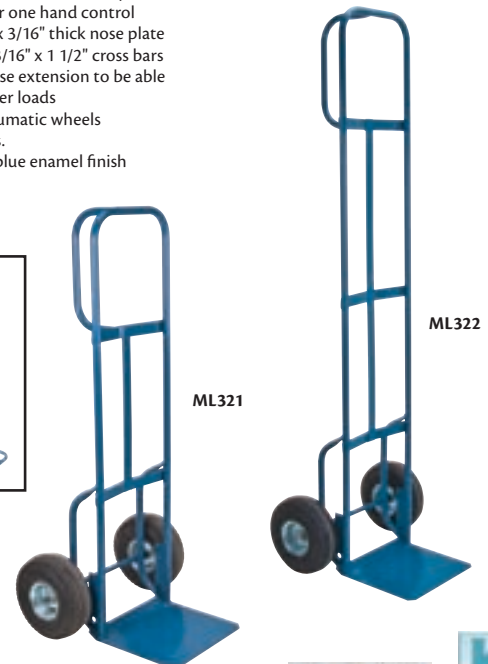
Model No.	Description	Price /Each
MN694	Rubber Wheel	34.60
ML030	Hand Grip	3.40

DELUXE 12" NOSE PLATE HAND TRUCKS

- Constructed of 1" round 14-gauge steel tubing
- Transport short to tall loads easily
- P handle ideal for one hand control
- Strong 12" x 14" x 3/16" thick nose plate
- Double welded 3/16" x 1 1/2" cross bars
- Add a folding nose extension to be able to transport larger loads
- Two 10" full pneumatic wheels
- Capacity: 700 lbs.
- Durable Kleton blue enamel finish



ML323
Nose Extension



Model No.	Description	Overall Dimensions W" x H"	Wt. lbs.	Price /Each
ML321	Lo-Boy	23 x 50	40	157.00
ML322	Hi-Boy	23 x 72	46	195.00
ML323	Nose extension	12 x 22" Nose Length	8	72.90

LOAD RETENTION HAND TRUCKS

- Constructed of 1" round 14-gauge steel tubing
- 18 1/2" x 53" load retention grill to safely handle wide and awkward loads
- 7-gauge steel nose plate
- 18 1/2" W x 9 3/4" D nose plate
- Two 10" full pneumatic wheels
- Capacity: 600 lbs.
- Durable Kleton blue enamel finish

Model No. MN412
Price/Each \$249.00



HAND TRUCKS

ALUMINUM HAND TRUCKS

- Strong lightweight hand truck provides exceptional durability and versatility
- Weld-free design for easy maintenance
- 500-lb capacity on all models
- Shipped knocked down



	Model No.	Nose Plate W" x D"	Overall Height"	Wheels	Wt. lbs.	Price /Each
A.	MN024	14 x 7 1/2	48	8" Mold-On	17.5	220.00
B.	MN025	18 x 7 1/2	48	8" Mold-On	20.5	248.00
C.	MN026	14 x 7 1/2	52	10" Pneumatic	21.5	284.00
D.	MN027	18 x 7 1/2	48	8" Mold-On	20	252.00
E.	MN028	18 x 7 1/2	52	10" Pneumatic	23	264.00
E.	MN029	18 x 7 1/2	52	10" Flat-Free	20	297.00

	Model No.	Nose Plate W" x D"	Overall Height"	Wheels	Wt. lbs.	Price /Each
F.	MN030	14 x 7 1/2	52	10" Pneumatic	22	268.00
G.	MN031	18 x 10	52	10" Pneumatic	26.5	285.00
G.	MN032	18 x 10	52	10" Flat-Free	23	317.00

HAND TRUCK ACCESSORIES

FRAME EXTENSIONS

- Size: 17"
- Model No. MN021
- Price/Each \$15.10
- Size: 23"
- Model No. MN022
- Price/Each \$19.90



MN021



MN022

STAIR CLIMBERS

- Model No. MN015
- Price/Each \$47.65



NOSE EXTENSIONS

- Size: 20"
- Will not fit on models MN031, MN032, or MN033
- Model No. MN019
- Price/Each \$39.80



MN019

REPLACEMENT WHEELS

- 10" Pneumatic
- Model No. MN012
- Price/Each \$27.25
- 8" Mold-on rubber
- Model No. MN013
- Price/Each \$26.40
- 10" Flat-free
- Model No. MN014
- Price/Each \$36.30



MN012



MN013



MN014



BUILD YOUR OWN HAND TRUCK IN 4 EASY STEPS



STEP 1: SELECT YOUR HANDLE



- Standard loop with rubber sleeve

Model No. ML997
Price/Each \$18.15



- Standard loop

Model No. ML998
Price/Each \$16.00



- Vertical loop
- Not for use with MN006 and MN007

Model No. ML999
Price/Each \$34.25



- Double grip

Model No. MN001
Price/Each \$24.90

STEP 2: SELECT YOUR FRAME



- Straight frame

Model No. MN004
Price/Each \$117.00



- Straight frame with large cross bar

Model No. MN005
Price/Each \$121.00



- Curved back frame

Model No. MN006
Price/Each \$126.00




- Lattice back frame

Model No. MN007
Price/Each \$117.00




STEP 3: SELECT YOUR NOSE PLATE



- Cast nose plate
- Size: 14" x 7 1/2"

Model No. MN008
Price/Each \$60.40




- Cast nose plate
- Size: 18" x 7 1/2"

Model No. MN009
Price/Each \$76.70



- Extrude nose plate
- Size: 18" x 7 1/2"

Model No. MN010
Price/Each \$80.60



- Extrude nose plate
- Size: 18" x 10"

Model No. MN011
Price/Each \$95.80

STEP 4: SELECT YOUR WHEEL ASSEMBLY

Assembly Includes 2 wheels, 2 axle brackets and 1 axle



- 8" mold-on rubber

Model No. MN035
Price/Assembly \$74.95



- 10" pneumatic

Model No. MN036
Price/Assembly \$77.20



- 10" flat-free

Model No. MN037
Price/Assembly \$95.70



HAND TRUCKS

ALUMINUM HAND TRUCKS

- Strength, durability and versatility in a lightweight truck
- Totally modular trucks have no welds to break
- 500-lb. capacity on all models
- Shipped knocked down.



Model No.	Nose Plate W" x D"	Overall Height"	Wheels	Wt. lbs.	Price /Each
A. MA250	14 x 7 1/2	48	8" Mold-On	18	273.00
B. MA269	18 x 7 1/2	48	8" Mold-On	19	309.00
C. MA275*	14 x 7 1/2	48	10" Pneumatic	21	333.00
D. MA258	14 x 7 1/2	52	8" Mold-On	19	308.00
D. MA255	14 x 7 1/2	52	10" Pneumatic	21	320.00
E. MA263	14 x 7 1/2	48	8" Mold-On	21	343.00
E. MA261	14 x 7 1/2	48	10" Pneumatic	24	356.00

Model No.	Nose Plate W" x D"	Overall Height"	Wheels	Wt. lbs.	Price /Each
F. MA271	18 x 9	48	8" Mold-On	19	328.00
F. MA270	18 x 9	48	10" Pneumatic	22	340.00
G. MA266	18 x 7 1/2	52	8" Mold-On	19	296.00
G. MA265	18 x 7 1/2	52	10" Pneumatic	22	309.00
H. MA268	18 x 7 1/2	52	8" Mold-On	19	317.00
H. MA267	18 x 7 1/2	55	10" Pneumatic	22	330.00

* Frame has a curved back for cylindrical or flat loads

ACCESSORIES

FRAME EXTENSIONS

- 16" High U-frame extension
Model No. MD439
Price/Each \$18.80
- 23" High U-frame extension
Model No. MD438
Price/Each \$26.00
- 32" High U-frame extension
Model No. MD437
Price/Each \$36.20



STAIR CLIMBERS

- Aluminum with replaceable low-friction polymer skid bars


Model No. MA315
Price/Each \$57.30



CAREFREE TIRE

- Micro-cellular foam tire will never go flat
- 10" x 3 1/2"
- Ball bearings

Model No. MD445
Price/Each \$60.80



HAND TRUCK ACCESSORY BAG

- Four adjustable straps with buckles
- Pocket is 9" W x 11" D, other tool pocket is 12" W x 3" D
- Overall dimensions: 18" L x 12" W

Model No. MH231
Price/Each \$55.00



RETRACTABLE 4TH WHEEL

- Retractable 5" caster wheels support load in inclined position
- Folds flush against frame when not in use



Model No. XZ687
Price/Each \$318.00

FOLDING EXTENSIONS

- 20" extruded channel nose extension
Model No. XZ273 Price/Each \$75.20
- 30" extruded channel nose extension
Model No. MA317 Price/Each \$92.90
- 24" formed plate extension, low plate profile for sliding under loads

Model No. XZ272
Price/Each \$127.00



CURB RAMP

- Light, portable and easy to handle
- Dimensions: 27" x 27"
- Capacity: 600 lbs.

Model No. MH224
Price/Each \$116.00



CONVERTIBLE HAND TRUCKS

- Converts easily from a 2-wheel hand truck to a 4-wheel platform truck
- Lightweight aluminum construction
- 5" polyurethane casters and 10" flat-free wheels
- Weight: 46.5 lbs.
- Shipped assembled



Model No.	Nose Plate W" x D"	Hand Truck Cap. lbs.	Hand Truck Ht."	Platform Truck Cap. lbs.	Platform Truck L" x W"	Price /Each
ML621	18 x 10	600	52	1250	12 x 43	475.00

FOLDING HAND TRUCKS

- Heavy-duty construction
- Easy to use latch system may be engaged with one hand
- 8" mold-on rubber wheels
- Comfort grip handle
- 14" x 7" locking folding nose plate
- Overall height: 48"
- Capacity: 500 lbs.
- Weight: 22 lbs.

Model No. MN117
Price/Each \$545.00



Y-CABLE BRAKE HAND TRUCKS

- Provides safer load control and reduces operator's accumulated muscle strain
- Easy ergonomic self-equalizing brake actuators
- 18" x 9" nose plate
- 10" pneumatic wheels
- Stair climber included
- Overall height: 60"
- Capacity: 500 lbs.
- Weight: 38 lbs.

Model No. MN119
Price/Each \$664.00



THREE-POSITION SPARTAN III™ CONVERTIBLE HAND TRUCK

- Can be used to transport all your needs, from general use items to bulky equipment
- 3 Positions: Vertical - 2 wheel, 45 Degree - 4 wheel, Platform - 4 wheel
- 7.5" W x 27" L recessed folding nose extension
- Handle type: Continuous handle
- Handle height: 48"
- 5" x 1.25 swivel casters
- 10" pneumatic wheels
- Capacity vertical 2 wheel: 500 lbs.
- Capacity 45 degree 4 wheel: 500 lbs.
- Capacity 4 wheel Platform: 750 lbs.
- Frame bed: 12" W x 51" L
- Shipped knocked down, boxed



Model No.	Frame Material	Nose Plate Dimensions W" x D"	Overall Dimensions W" x H"	Colour	Wt. lbs.	Price /Each
MN680	Aluminum	18 x 7.5	21.5 x 52	Aluminum	42	469.00

COBRA SERIES ALUMINUM 2 IN 1 TRUCKS

FEATURES

- Handle:
- Frame Cross Braces:
- Nose Plate:
- Overall Height:
- Frame Bed:
- Swivel Casters:
- Pneumatic Wheels:
- Hand Truck Capacity:
- Platform Truck Capacity:
- Weight:
- Model No.
- Price/Each

COBRA SR.

- Continuous
- 4
- 18" wide
- 61 3/4"
- 12" x 50 3/4"
- 5" x 1 1/4"
- 10" x 3 1/2"
- 600 lbs.
- 1250 lbs.
- 42.5 lbs.
- MD754
- \$659.00



OPTIONAL REMOVABLE ALUMINUM DECKS

Model No.	Dimensions L" x W"	Price /Each
MD756	55 x 12	179.00



GEMINI® CONVERTIBLE ALUMINUM TRUCKS

- Converts in seconds from a 2-wheel hand truck to a 4-wheel platform truck
- Lightweight, high strength aluminum construction
- Balanced to assure easier wheeling and positive load control
- 18" wide x 7 1/2" deep rugged cast aluminum nose plate
- 5" swivel casters
- 10" x 3 1/2" full pneumatic wheels
- 16 5/8" frame width, 20 1/2" O.A. width
- Shipped knocked down



Gemini Jr.

Gemini Sr.

Model No.	Hand Truck Cap.	Hand Truck Ht."	Platform Truck Cap. lbs.	Platform Truck Ht."	Length"	Wt. lbs.	Price /Each
MA319	500 lbs.	51	1000	40	38	44	553.00
MA320	500 lbs.	61	1000	45 1/8	51	45	583.00

OPTIONAL SNAP-ON DECK

Model No.	Wt. lbs.	Price/Each	
MB198	43 1/4" For Gemini Jr.	5	142.00
MB197	56" For Gemini Sr.	6	148.00

GEMINI® XL CONVERTIBLE TRUCKS

- Proven most durable convertible hand truck
- Large 17" x 53 3/4" deck
- Capacity:
 - As hand truck - 625 lbs.
 - As platform truck - 1250 lbs.
- Deck included

Model No. MH865
Price/Each \$809.00



HAND TRUCKS

APPLIANCE TRUCKS

- Move large appliances easily
- Heavy-duty all-welded industrial construction
- Vinyl bumpers on face of truck to prevent damage to appliances
- Heavy-duty continuous stair climbers for easy climbing/descending
- 8" solid rubber wheels
- Ratchet mechanism for easy fastening of loads
- Overall dimensions: 14 1/2" L x 24" W x 59" H
- Capacity: 550 lbs.
- Weight: 46 lbs.

Model No. ML616
Price/Each \$379.00



VENDING MACHINE APPLIANCE TRUCKS

- Move large appliances easily
- Heavy-duty all-welded industrial construction
- Vinyl bumpers on face of truck to prevent damage to appliances
- Heavy-duty continuous stair climbers for easy climbing/descending
- Fold out rear legs with two 4" swivel casters
- 8" solid rubber front wheels
- Ratchet mechanism for easy fastening of loads
- Overall dimensions: 14 1/2" L x 24" W x 66" H
- Capacity: 850 lbs.
- Weight: 65 lbs.

Model No. ML617
Price/Each \$565.00



VENDING MACHINE APPLIANCE TRUCKS

- Retractable moldon rubber casters (3.5" diameter) help support load
- Heavy duty 8" cast iron center moldon rubber wheels with roller bearings
- Auto-rewind belt tightening system
- 66" O.A.H. / 24" O.A.W.
- 28.5" from nose plate to center of belt
- Material: Heavy-duty all welded steel
- Wheel type: Solid rubber
- Handle type: Dual Continuous Handle
- Capacity: 1200 lbs.

Model No. LT666
Mfg. No. 230018
Price/Each \$729.00



STAIRKING™ BATTERY POWERED STAIR CLIMBING APPLIANCE TRUCKS

- 1/2 horsepower, 50 amp, high torque motor
- Large 2" polyurethane lifting feet
- Auto rewind ratchet works first to take the slack out of the cargo belt, and then provides a ratchet crank to securely tighten the load
- Sealed maintenance-free battery
- Charger and circuit breaker included
- Welded aluminum frame and nose plate
- 6" mold-on rubber wheels
- Nose plate dimensions: 24" W x 4" D
- Capacity: 850 lbs.

MN681



Model No.	Mfg. No.	Overall Width"	Overall Height"	Wt. lbs.	Price /Each
MN681	230051	24	66	101	4899.00
MN682	230052	24	72	102	4995.00

LIFTKAR® ALUMINUM STAIR CLIMBING HAND TRUCKS


- Battery-powered stair climbing hand trucks help reduce worker fatigue and the risk of injury, as well as reduce the number of employees needed to deliver cargo
- Pivoting and fixed ergonomic handle configurations available to handle a wide variety of cargo
- Lift wheels are uni-directional to help prevent cargo from accidentally rolling down the stairs
- Dual speed control on all models to fit your application
- Electronic overload protection protects operating components if capacity is exceeded
- **Nose plates sold separately**
- 10" pneumatic wheels
- Capacity: 375 lbs.
- Quick-change battery and charger included



Ergo frame



Fold frame



Uni frame



Fold-L frame



Model No.	Frame Type	Dimensions			Price /Each
		W"	x	H"	
MN247	Ergo	18 1/2	x	63	6799.00
MN248	Fold	18	x	61 (40 Folded)	6949.00
MN249	Uni	17 1/2	x	59	6799.00
MN250	Fold-L	19	x	64 1/2 (51 Folded)	7299.00

NOSE PLATES

Model No.	Description	Dimensions			Price /Each
		W"	x	D"	
MN727	Grooved	16.5	x	13.4	359.00
MN728	Grooved	18.8	x	9.4	359.00
MN729	Smooth	18.45	x	10.9	338.00
MN730	Smooth	18.74	x	9.4	306.00
MN731	Smooth	17.7	x	7.5	312.00
MN732	Grooved	14	x	7	232.00
MN733	Grooved	23.25	x	7	328.00

Note: Each unit is capable of being customized with various options (i.e. wheel type and nose plate size). Also available in 240-lb. and 300-lb. capacities.

NYLON MOVING STRAPS

- Allows for safe movement of appliances and larger items
- Movers can constantly stay in an upright position during the move, reducing the risk of back injuries
- Capacity: 5000 lbs.
- Includes two transport straps and two adjustable straps

Model No. MD223
Price/Each \$346.00



HAND TRUCKS WITH SWIVEL CASTERS

- 4" rear poly casters allow small diameter turns in tight areas
- Combination two handle and utility bar design reduces strain of lifting, lowering and transporting
- 8" deep nose plate
- 10" x 2 3/4" semi-pneumatic front wheels
- Overall dimensions: 20 1/2" W x 47 1/2" H
- Capacity: 800 lbs.
- Weight: 53 lbs.

Model No. MD758
Price/Each \$469.00



NYLON CONVERTIBLE HAND TRUCKS

- Glass-filled nylon frame
- Steel handle and 14 1/2" W x 7" D steel base plate
- Lighter than equivalent aluminum trucks
- Converts in seconds from 2-wheel hand truck to 4-wheel platform truck
- 5" swivel casters, 10" x 3 1/2" pneumatic wheels
- 12" frame width and 20 1/2" overall width
- Capacity: 600 lbs., two wheels;
700 lbs., four wheels



Model No.	Hand Truck Cap. lbs.	Ht"	Platform/Truck Ht" Length"	Wt. lbs.	Price /Each
MD643	600	49 1/2	36 40	25	380.00

NYLON FRAME HAND TRUCKS

- Long fibre nylon frame will not mar products
- Stair glides integrate into frame
- Two frame styles: Flat or curved back
- Two aluminum handle styles: Dual handle or P handle
- 10" x 3 1/2" pneumatic wheels
- 8" x 14" aluminum nose plate
- Capacity: 500 lbs.



Dual Handle



NYLON LITE HAND TRUCKS

- Lighter than aluminum trucks
- Glass-filled nylon frame will not mar products or damage goods
- Steel handle, 7" x 14" steel base plate
- 10" x 3 1/2" pneumatic wheels
- 12" frame width
- 48" overall height
- Capacity: 500 lbs.
- Weight: 22 lbs.

Model No. MD642
Price/Each \$189.00



Model No.	Handle Type	Frame Type	O.A. Height"	Wt. lbs.	Price /Each
MN269	P-Handle	Flat	52	19	388.00
MN271	P-Handle	Curved	52	19	388.00
MN273	Dual	Flat	49	18	415.00
MN275	Dual	Curved	49	18	415.00

FOLDING HAND TRUCKS

- Lightweight and durable aluminum construction
- Convenient folding design permits storage in small spaces
- Comfortable ergonomic handle
- Elastic straps help to secure load
- 5" x 1 1/4" non-marking and shock-absorbing rubber wheels
- 15 1/4" W x 11" D nose plate
- Capacity: 175 lbs. evenly distributed
- Weight: 8.75 lbs.



Model No.	Extended Dimensions"	Folded Dimensions"	Price /Each
ML447	39.5/8x15 1/2x16 1/2	25 x 15 x 23/8	97.50

COLLAPSIBLE HAND TRUCKS

- Ideal for sales representatives/general deliveries
- Fold down for convenient storage and portability
- All-welded steel
- 6" x 14" noseplate
- Folding nose extension increases nose length to 12"
- 12" overall width x 43 3/4" overall height
- 5" polyolefin wheels
- Stair glides included



Model No.	Storage Size H" x D"	Capacity lbs.	Wt. lbs.	Price /Each
MA380	24 x 7	200	18	209.00

5-IN-1 ECONOMICAL INDUSTRIAL HAND TRUCK

- Continuous curved back handle
- 5 position hand truck
- Welded 1" O.D., 14 gauge
- Recessed folding nose (11"W x 29"L)
- Beveled noseplate (8.5" D x 14" W x 0.200" thick)
- Wheel type: (2) 10" pneumatic fixed,
(2) 3.5" urethane swivel
- Shipped knocked down and boxed

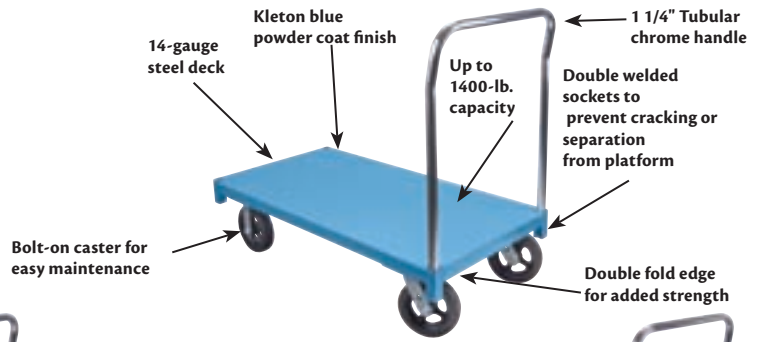


Model No.	Bed Size W" x L"	Capacity lbs.	Wt. lbs.	Price /Each
LT661	13.75 x 49.5	600	56	449.00

PLATFORM TRUCKS

STEEL DECK PLATFORM TRUCKS

- Choose from the largest selection of platform size and casters to meet your application
- All-welded design 14-gauge steel base
- Two turned down lip and reinforced channels underneath
- Double welded sockets
- Removable 1 1/4" chrome handle can be inserted in either end
- Two swivel and two rigid bolted-on casters
- Shipped knocked-down
- Kleton blue powder coat finish



5" POLYOLEFIN CASTERS

- 900-lb. capacity evenly distributed



MB246

Model No.	Platform Size W" x L"	Deck Height"	Handle Height"	Wt. lbs.	Price /Each
MB238	24 x 36	8	36	61	225.00
MB246	24 x 48	8	36	74	249.00
MD427	30 x 48	8	36	80	289.00
MB254	30 x 60	8	36	94	315.00

REPLACEMENT PARTS & CASTERS

Model No.	Description	Price/Each
ML396	5" Rigid Polyolefin Caster	10.65
ML395	5" Swivel Polyolefin Caster	12.85
MB218	24" Chrome Handle	36.80
MB221	30" Chrome Handle	39.20



ML395

5" NON-MARKING RUBBER CASTERS

- 1200-lb. capacity evenly distributed



MB237

Model No.	Platform Size W" x L"	Deck Height"	Handle Height"	Wt. lbs.	Price /Each
MB237	24 x 36	8	36	63	264.00
MB245	24 x 48	8	36	76	282.00
MD426	30 x 48	8	36	82	320.00
MB253	30 x 60	8	36	96	353.00

REPLACEMENT PARTS & CASTERS

Model No.	Description	Price/Each
ML338	5" Rigid Non-Marking Rubber Caster	21.60
ML337	5" Swivel Non-Marking Rubber Caster	23.45
MB218	24" Chrome Handle	36.80
MB221	30" Chrome Handle	39.20



ML337

6" HIGH-TEMP NYLON CASTERS

- 1300-lb. capacity evenly distributed



MB240

Model No.	Platform Size W" x L"	Deck Height"	Handle Height"	Wt. lbs.	Price /Each
MB232	24 x 36	9	37	77	338.00
MB240	24 x 48	9	37	90	356.00
MD421	30 x 48	9	37	96	394.00
MB248	30 x 60	9	37	110	426.00

REPLACEMENT PARTS & CASTERS


Model No.	Description	Price/Each
ML862	6" Rigid High-Temp Nylon Caster	39.40
ML861	6" Swivel High-Temp Nylon Caster	47.60
MB218	24" Chrome Handle	36.80
MB221	30" Chrome Handle	39.20



ML861

8" HIGH-TEMP NYLON CASTERS

- 1400-lb. capacity evenly distributed



MB241

Model No.	Platform Size W" x L"	Deck Height"	Handle Height"	Wt. lbs.	Price /Each
MB233	24 x 36	11	39	87	385.00
MB241	24 x 48	11	39	100	402.00
MD422	30 x 48	11	39	106	441.00
MB249	30 x 60	11	39	120	473.00

REPLACEMENT PARTS & CASTERS

Model No.	Description	Price/Each
ML865	8" Rigid High-Temp Nylon Caster	52.45
ML864	8" Swivel High-Temp Nylon Caster	61.15
MB218	24" Chrome Handle	36.80
MB221	30" Chrome Handle	39.20



ML864

8" MOLD-ON RUBBER CASTERS

- 1400-lb. capacity evenly distributed



MB244

Model No.	Platform Size W" x L"	Deck Height"	Handle Height"	Wt. lbs.	Price /Each
MB236	24 x 36	11	39	96	310.00
MB244	24 x 48	11	39	109	328.00
MD425	30 x 48	11	39	115	365.00
MB252	30 x 60	11	39	129	399.00

REPLACEMENT PARTS & CASTERS

Model No.	Description	Price/Each
ML853	8" Rigid Mold-On Rubber Caster	32.25
ML852	8" Swivel Mold-On Rubber Caster	39.00
MB218	24" Chrome Handle	36.80
MB221	30" Chrome Handle	39.20



ML852

8" FULL PNEUMATIC CASTERS

- 1000-lb. capacity evenly distributed



MB242

Model No.	Platform Size W" x L"	Deck Height"	Handle Height"	Wt. lbs.	Price /Each
MB234	24 x 36	11	39	79	269.00
MB242	24 x 48	11	39	92	275.00
MD423	30 x 48	11	39	98	329.00
MB250	30 x 60	11	39	112	348.00

REPLACEMENT PARTS & CASTERS

Model No.	Description	Price/Each
MN221	8" Rigid Pneumatic Caster	20.25
MN222	8" Swivel Pneumatic Caster	22.95
MB218	24" Chrome Handle	36.80
MB221	30" Chrome Handle	39.20




MN222

HEAVY-DUTY PLATFORM TRUCKS

- Steel deck made of a heavy-duty all-welded 11-gauge steel with reinforced channel formed deck
- Wood deck features a sturdy 2" x 2" angle iron frame with quality hardwood decking
- Removable 1 1/4" chrome handle can be placed at either end
- Double-welded sockets
- Available in standard caster or diamond tilt placement
- Various casters are available to meet your specific application
- Two rigid and two swivel bolted-on casters
- Durable Kleton blue enamel finish

KLETON



8" MOLD-ON RUBBER CASTERS

- 2000-lb. capacity evenly distributed

Platform Size"	Deck Height"	Handle Height"	Wood Deck						Steel Deck					
			Standard Corner	Wt. lbs.	Price /Each	Diamond Tilt	Wt. lbs.	Price /Each	Standard Corner	Wt. lbs.	Price /Each	Diamond Tilt	Wt. lbs.	Price /Each
24 x 48	11	40	MB296	110	462.00	MB298	115	488.00	MB295	110	390.00	MB297	120	417.00
30 x 48	11	40	MB304	125	529.00	MB306	130	536.00	MB303	125	409.00	MB331	135	428.00
30 x 60	11	40	MB308	140	546.00	MD332	145	566.00	MB307	140	415.00	MB309	150	438.00
36 x 72	11	40	MB320	180	657.00	MB322	190	692.00	MB319	180	515.00	MB321	195	561.00
48 x 96	11	40	MB324	240	1291.00	MB326	250	1328.00	MB323	240	1054.00	MB325	260	1168.00



8" HIGH-TEMP NYLON CASTERS

- 2500-lb. capacity evenly distributed

Platform Size"	Deck Height"	Handle Height"	Wood Deck						Steel Deck					
			Standard Corner	Wt. lbs.	Price /Each	Diamond Tilt	Wt. lbs.	Price /Each	Standard Corner	Wt. lbs.	Price /Each	Diamond Tilt	Wt. lbs.	Price /Each
24 x 48	11	40	MB130	110	476.00	MB133	115	522.00	MB131	110	400.00	MB132	120	426.00
30 x 48	11	40	MB138	125	497.00	MB141	130	531.00	MB139	125	417.00	MB140	135	434.00
30 x 60	11	40	MB142	140	544.00	MB145	145	571.00	MB143	140	432.00	MB144	150	446.00
36 x 72	11	40	MB155	180	662.00	MB157	190	728.00	MB154	180	519.00	MB156	195	540.00
48 x 96	11	40	MB166	240	1208.00	MB169	250	1330.00	MB167	240	1116.00	MB168	260	1090.00



10" FULL PNEUMATIC CASTERS

- 1200-lb. capacity evenly distributed

Platform Size"	Deck Height"	Handle Height"	Wood Deck						Steel Deck					
			Standard Corner	Wt. lbs.	Price /Each	Diamond Tilt	Wt. lbs.	Price /Each	Standard Corner	Wt. lbs.	Price /Each	Diamond Tilt	Wt. lbs.	Price /Each
24 x 48	13	42	MB256	110	553.00	MB258	115	609.00	MB255	110	476.00	MB257	120	508.00
30 x 48	13	42	MB264	125	619.00	MB266	130	628.00	MB263	125	502.00	MB265	135	517.00
30 x 60	13	42	MB267	140	636.00	MB270	145	652.00	MB268	140	515.00	MB269	150	529.00
36 x 72	13	42	MB279	180	763.00	MB282	190	775.00	MB280	180	649.00	MB281	195	618.00
48 x 96	13	42	MB284	240	1387.00	MB286	250	1421.00	MB283	240	1224.00	MB285	260	1258.00



CASTER PLACEMENT

- Standard corner pattern is 2 swivel casters in the back and 2 rigid casters in the front of the platform truck
- Diamond tilt pattern allows the truck to tilt-balance slightly on the centre side casters, allowing the truck to turn in its own length



Corner standard



Diamond Tilt

REPLACEMENT CASTERS

Model No.	Description	Price/Each
ML853	8" Rigid Mold-On Rubber Caster	32.25
ML852	8" Swivel Mold-On Rubber Caster	39.00
ML865	8" Rigid High-Temp Nylon Caster	52.45
ML864	8" Swivel High-Temp Nylon Caster	61.15
MN223	10" Pneumatic Rigid Caster	22.85
MN224	10" Pneumatic Swivel Caster	24.35

REPLACEMENT HANDLES

Model No.	Description	Price/Each
MB218	24" Chrome Handle	36.80
MB221	30" Chrome Handle	39.20
MB224	36" Chrome Handle	56.00
MB226	48" Chrome Handle	64.70

PLATFORM TRUCKS

SPECIALIZED PLATFORM DECKS

SEMI LIVE SKIDS

- Ideal solution for removable temporary storage
- Heavy 11-gauge steel deck with reinforced channels
- 3/16" x 2" x 2" angle frame with hardwood deck
- 52" jack handle (sold separately) engages skids and converts them to portable truck
- Skids and handle roll on 8" Mold-On rubber wheels
- Can be stacked away when not in use
- 2000-lb. capacity evenly distributed
- Durable Kleton blue enamel finish



Model No.	Deck Size W" x L"	Deck Type	Deck Height"	Wt. lbs.	Price /Each
MB327	24 x 48	Steel	12	110	373.00
MB328	24 x 48	Wood	12	115	429.00
MB329	30 x 48	Steel	12	130	385.00
MB330	30 x 48	Wood	12	135	459.00
MB331	30 x 60	Steel	12	140	399.00
MB332	30 x 60	Wood	12	145	499.00
MB337	36 x 72	Steel	12	175	493.00
MB338	36 x 72	Wood	12	180	609.00
MB348	51" long	Jack Handle		30	164.00

REPLACEMENT CASTERS

Model No.	Description	Price/Each
ML853	8" Rigid Mold-On Rubber Caster	32.25



DEAD SKIDS

- Tough and durable platforms for temporary storage and handling of material
- Heavy 11-gauge steel deck with reinforced channels
- 3/16" x 2" x 2" angle frame with hardwood deck
- Available with steel or hardwood decks
- Four sturdy steel legs keep loads off the floor
- Can be stacked when not in use
- 2500-lb. capacity evenly distributed
- Durable Kleton blue enamel finish



Model No.	Deck Dimensions W" x L"	Platform Type	Deck Height"	Wt. lbs.	Price /Each
ML071	24 x 48	Steel	6	110	399.00
ML072	24 x 48	Wood	6	115	469.00
ML073	30 x 48	Steel	6	130	414.00
ML074	30 x 48	Wood	6	135	499.00
ML075	30 x 60	Steel	6	140	428.00
ML076	30 x 60	Wood	6	145	553.00
ML077	36 x 72	Steel	6	175	535.00
ML078	36 x 72	Wood	6	180	675.00

PLATFORM TRUCKS

ALL WOOD DECK PLATFORM TRUCKS

- Made of quality 7/8" hardwood with 5" x 1 5/8" hardwood sidewall
- Hardwood surface will not mar or scratch loads
- Removable 1 1/4" tubular chrome handle
- Mounted on two 12" wheels and two 6" swivel high-temp nylon casters
- 3000-lb. capacity evenly distributed



Model No.	Platform Size W" x L"	Deck Height"	Handle Height"	Wt. lbs.	Price /Each
MB122	24 x 48	15	44	150	846.00
MB123	30 x 48	15	44	170	849.00
MB124	30 x 60	15	44	195	989.00
MB125	36 x 60	15	44	210	999.00
MB126	36 x 72	15	44	230	1149.00

REPLACEMENT PARTS & CASTERS

Model No.	Description	Price/Each
MC340	12" Phenolic Wheel	65.80
ML861	6" Swivel High-Temp Nylon Caster	47.60
MB218	24" Chrome Handle	36.80
MB221	30" Chrome Handle	39.20
MB224	36" Chrome Handle	56.00

ERGONOMIC PLATFORM WAGON TRUCKS

- Flush deck allows for easy loading/unloading of cargo
- Steel deck made of an all-welded 11-gauge steel
- Quality hardwood deck features a 2" x 2" angle iron frame
- Handle can be raised up to 45"
- Fifth wheel design allows for easier manoeuvring
- T-handle with vinyl handgrips
- Rolls on four 10" pneumatic wheels
- 1000-lb. capacity evenly distributed
- Durable Kleton blue enamel finish



Steel Deck Model No.	Wt. lbs.	Price /Each	Wood Deck Model No.	Wt. lbs.	Price /Each	Size W" x L"	Platform Deck Height"
MD187	130	609.00	MD186	120	672.00	24 x 48	14 1/4
MD189	170	672.00	MD188	150	760.00	30 x 60	14 1/4
MD193	210	813.00	MD192	190	961.00	36 x 72	14 1/4

REPLACEMENT PARTS & WHEEL

Model No.	Description	Price/Each
MA382	Hand Grip	0.80
ML069	10" Pneumatic Wheel	22.10

ERGONOMIC PLATFORM TRUCKS

- Ergonomic handle is placed at a comfortable working height to alleviate back strains
- Picking list holder eliminates the need to handle loose papers
- Deck is constructed from 14-gauge all welded steel with a turned down lip and reinforced channels
- Two swivel and two rigid 8" mold-on rubber casters
- 48" L x 24" W
- Capacity: 1200 lbs. evenly distributed
- Kleton powder coat finish

Model No. ML892
Price/Each \$434.00



INSTITUTIONAL PLATFORM TRUCKS

- Ideal truck for institutional applications - hospitals, restaurants, shopping centres, offices, industry and anywhere else a quiet ride and professional appearance is required
- 14-gauge steel deck with 2" lip underneath
- Non-skid rubber surface means product will not shift during use
- Rubber corner bumpers protect walls and furniture
- 1 1/4" tubular chrome handle with end panel contains small packages
- 5" non-marking rubber casters for a smooth, quiet ride; two rigid/two swivel
- 1200-lb. capacity evenly distributed
- Shipped knocked down

Model No.	Dimensions L" x W"	Wt lbs.	Price /Each
MB190	36 x 24	64	444.00
MB208	48 x 24	70	459.00
MB207	48 x 30	88	585.00
MB209	60 x 30	100	599.00



ALUMINUM PLATFORM TRUCKS

- 40% lighter on average, than steel or wood-and-steel platform trucks
- Corrosion resistant for extra long life
- Box frame made of high strength all-welded aluminum channel
- Corner sockets at both ends allow handles to be used on either end of the truck
- Rubber corner bumpers prevent damage to walls and furniture
- Wide variety of casters to suit any application



8" PNEUMATIC CASTERS

Platform Size"	Capacity lbs.	Smooth Deck Model No.	Wt. lbs.	Price /Each	Tread Plate Deck Model No.	Wt. lbs.	Price /Each
24x36	1400	ML901	51	449.00	ML904	52	476.00
24x48	1400	ML902	55	476.00	ML905	57	509.00
30x60	1400	ML903	66	544.00	ML906	68	595.00

10" PNEUMATIC CASTERS

Platform Size"	Capacity lbs.	Smooth Deck Model No.	Wt. lbs.	Price /Each	Tread Plate Deck Model No.	Wt. lbs.	Price /Each
24x36	1850	ML907	56	498.00	ML910	57	533.00
24x48	1850	ML908	60	533.00	ML911	62	570.00
30x60	1850	ML909	71	609.00	ML912	73	663.00

8" FLAT-FREE CASTERS

Platform Size"	Capacity lbs.	Smooth Deck Model No.	Wt. lbs.	Price /Each	Tread Plate Deck Model No.	Wt. lbs.	Price /Each
24x36	1100	ML913	54	515.00	ML916	55	549.00
24x48	1100	ML914	58	549.00	ML917	60	589.00
30x60	1100	ML915	69	626.00	ML918	71	682.00

10" FLAT-FREE CASTERS

Platform Size"	Capacity lbs.	Smooth Deck Model No.	Wt. lbs.	Price /Each	Tread Plate Deck Model No.	Wt. lbs.	Price /Each
24x36	1200	ML919	58	570.00	ML922	59	609.00
24x48	1200	ML920	62	609.00	ML923	64	654.00
30x60	1200	ML921	73	698.00	ML924	75	764.00

8" MOLD-ON RUBBER CASTERS

Platform Size"	Capacity lbs.	Smooth Deck Model No.	Wt. lbs.	Price /Each	Tread Plate Deck Model No.	Wt. lbs.	Price /Each
24x36	2000	ML925	64	437.00	ML928	65	466.00
24x48	2000	ML926	68	466.00	ML929	70	498.00
30x60	2000	ML927	79	549.00	ML930	71	587.00

6" POLYURETHANE CASTERS

Platform Size"	Capacity lbs.	Smooth Deck Model No.	Wt. lbs.	Price /Each	Tread Plate Deck Model No.	Wt. lbs.	Price /Each
24x36	3400	ML931	48	483.00	ML934	49	509.00
24x48	3400	ML932	52	509.00	ML935	54	549.00
30x60	3400	ML933	63	589.00	ML936	65	642.00

8" POLYURETHANE CASTERS

Platform Size"	Capacity lbs.	Smooth Deck Model No.	Wt. lbs.	Price /Each	Tread Plate Deck Model No.	Wt. lbs.	Price /Each
24x36	4000	ML937	53	503.00	ML940	54	538.00
24x48	4000	ML938	57	537.00	ML941	59	571.00
30x60	4000	ML939	68	609.00	ML942	70	671.00



ML901



ML910



ML916



ML922



ML925



ML940

PLATFORM TRUCKS

FOLDABLE PLATFORM TRUCKS

- Interlocking aluminum frame has a dual length platform: 16" x 20" or 16" x 28"
- Ideal when a solid, portable platform truck is required
- Folds down to a compact 9 1/2" x 16" x 20"
- Comes standard with vinyl corner bumpers
- Handle height is 32"
- 5" rubber casters
- Capacity: 300 lbs. evenly distributed



KLEINON

Model No.	Cap lbs.	Wt. lbs.	Price /Each
MK990	300	18	110.00

FOLDING HANDLE PLATFORM TRUCKS

- Move supplies, forms and light equipment around the shop or office
- Quick-release handle folds flat for easy storage
- Heavy-gauge steel construction; non-skid vinyl-coated deck
- 33 1/2" handle height
- Vinyl, wrap around bumper protects walls and furniture
- 5" rubber casters
- Capacity: 400-660 lbs. evenly distributed



KLEINON

Model No.	Platform Size W" x D"	Cap. lbs.	Wt. lbs.	Price /Each
MK988	19 x 29	400	28	99.75
MK989	23 x 35	660	42	138.00

HEAVY-DUTY PLATFORM TRUCKS

- Ideal for moving large and heavy loads
- Ergonomic handle design improves control and worker safety
- Powder-coated steel handle with retainer clips prevents unintended removal
- Steel reinforced deck for enhanced durability
- Molded-in-tie-down slots for load security
- Textured deck for enhanced durability
- Perimeter deck channel retains small items
- 2 fixed and 2 swivel casters
- Colour: Black
- Assembly required



Rubbermaid
Commercial Products



Model No.	Overall Dimensions W" x L" x H"	Caster Type	Capacity lbs.	Wt. lbs.	Price /Each
ML565	24 x 40 1/4 x 39 3/4	6" Rubber	1000	58	819.00
ML566	24 x 40 1/4 x 39 3/4	6" Polyolefin	2000	63	849.00
ML567	24 x 52 1/4 x 41 3/4	8" Rubber	2000	76	899.00
ML568	24 x 52 1/4 x 41 3/4	8" Pneumatic	1200	76	1029.00
ML569	24 x 52 1/4 x 41 3/4	8" Polyolefin	2500	80	949.00
ML570	30 x 64 1/4 x 41 5/8	8" Rubber	2000	87	1049.00
ML571	30 x 64 1/4 x 41 5/8	8" Pneumatic	1200	87	1149.00
ML572	30 x 64 1/4 x 41 5/8	8" Polyolefin	2500	100	1069.00
ML573	40 x 70 x 37	6" Rubber	1000	127	1579.00
ML574	40 x 70 x 39 1/8	8" Pneumatic	1000	127	2119.00
ML575	40 x 70 x 39 1/8	8" Polyolefin	2000	127	1999.00

PLASTIC PLATFORM TRUCKS

- HDPE-molded structural plastic for strength and long-term durability
- Lightweight, easy to clean, chemical resistant and resists damage from long-term exposure to weather conditions
- Non-skid deck surface
- Removable steel handle
- Other caster options and capacities available upon request
- Caster assembly required



MN428

KLEINON

Model No.	Caster Type	Platform Size W" x L"	Deck Height"	Handle Height"	Capacity lbs.	Wt. lbs.	Price /Each
MN428	8" Mold-On Rubber	24 x 48	11	39	2000	90	519.00
MN429	8" Mold-On Rubber	30 x 60	11	39	2000	117	679.00
MN430	8" Polyurethane	24 x 48	11	39	2500	79	555.00
MN431	8" Polyurethane	30 x 60	11	39	2500	106	692.00
MN432	10" Pneumatic	24 x 48	13	41	1200	84	487.00
MN433	10" Pneumatic	30 x 60	13	41	1200	111	668.00
MN434	10" Flat-Free	24 x 48	13	41	1000	85	533.00
MN435	10" Flat-Free	30 x 60	13	41	1000	117	679.00
MN436	8" Pneumatic	24 x 48	11	39	1000	79	487.00
MN437	8" Pneumatic	30 x 60	11	39	1000	106	668.00
MN438	8" Flat-Free	24 x 48	11	39	900	80	510.00
MN439	8" Flat-Free	30 x 60	11	39	900	107	679.00

5TH WHEEL WAGON TRUCKS


- Ideal for moving heavy loads in manufacturing plants, warehouses, maintenance shops and outdoor environments
- Fifth wheel steering ensures tight turning radius and easy manoeuvrability
- Vinyl grip, powder coated "T" handle stays upright when not in use
- "T" handle is removable for towing capabilities (tow package sold separately)
- Steel reinforced deck for enhanced durability
- Molded-in tie-down slots for load security
- Textured deck channel retains small items
- Perimeter deck channel retains small items
- Colour: Black



Model No.	Overall Dimensions			Caster Type	Capacity lbs.	Wt. lbs.	Price /Each
	W"	L"	H"				
ML585	24	42 7/8	29 3/4	10" Pneumatic	1200	60	1039.00
ML586	24	42 7/8	29 3/4	10" Rubber	2000	60	1039.00
ML587	24	54 7/8	31 3/4	12" Pneumatic	2000	71	1089.00
ML588	24	54 7/8	31 3/4	12" Rubber	2000	71	1089.00
ML589	30	66 7/8	31 3/4	12" Pneumatic	2000	88	1179.00
ML590	30	66 7/8	31 3/4	12" Rubber	2000	88	1179.00
ML591	40	70	48 5/8	12" Pneumatic	2000	125	2099.00
ML592	40	70	50 3/4	16" Pneumatic	2000	130	2399.00
ML593	Tow Package			-	-	2.8	179.00

DUNNAGE RACKS

- Perfect for keeping frozen, cold or dry inventory off the floor
- 12" high deck meets food safety guidelines
- Slotted top for maximum air circulation around perishable items
- Freezer-safe: withstands temperatures from -20°F to 120°F
- Molded-in tie-down slots for load security
- Textured deck top reduces load slippage
- Perimeter deck channel retains small items
- NSF Certified
- Colour: Black



Model No.	Overall Dimensions			Capacity lbs.	Wt. lbs.	Price /Each
	W"	L"	H"			
ML600	24	36	12 1/2	1500	22	259.00
ML601	24	48	12 1/2	2000	31	309.00
ML602	30	60	12 1/2	2000	40	359.00

CONVERTIBLE PLATFORM TRUCKS

- Unique, convertible design quickly transforms the bulk load capacity of standard platform truck to the functionality of a heavy-duty 2-shelf cart
- Two product configurations: 24" x 56" heavy-duty platform truck
24" x 36" two-shelf heavy-duty shelf cart
- Push button latch easily and quickly converts into either product configuration
- Ergonomic handle design improves control and worker safety
- Steel reinforced deck for enhanced durability
- Molded-in tie-downs slots for load security
- Textured deck top reduces load slippage
- Deep cart top lip and perimeter deck channel retain small items
- Two fixed and two swivel casters
- Colour: Black



Model No.	Overall Dimensions			Caster Type	Capacity lbs.		Wt. lbs.	Price /Each
	W"	L"	H"		Cart	Truck		
ML594	24 1/4	65 7/8	42	6" Rubber	750	1000	62	1089.00
ML595	24 1/4	65 7/8	42	8" Pneumatic	750	1000	62	1259.00

TRIPLE™ TROLLEYS

- Three position handle lets users push, pull or fold flat for space efficient storage
- Non-skid surface helps prevent load shifting
- Durable, structural foam deck won't rust, dent or bend
- 5" mark resistant casters give stability over rough surfaces
- Colour: Black



Model No.	Description	Size			Cap. lbs.	Wt. lbs.	Price /Each
		W"	L"	H"			
MH708	Standard Trolley	20 1/2	32 1/2	37 3/4	500	25	289.00

UTILITY CARTS

SIDE PANEL PLATFORM TRUCKS

- Ideal for transporting and retaining small packages and materials
- Ergonomic handle design improves control and worker safety
- Side panels easily remove to accommodate oversize loads
- Side panel cut outs allows for ergonomic access of contents
- Steel reinforced deck for enhanced durability
- Molded-in tie-down slots for load security
- Textured deck surface reduces load slippage
- Perimeter deck channel retains small items
- Heavy-duty steel wire panels with 3" x 3" grid
- 2 fixed and 2 swivel casters
- Colour: Black
- Assembly required



Model No.	Overall Dimensions W" x L" x H"	Caster Type	Capacity lbs.	Wt. lbs.	Price /Each
ML606	24 x 43 3/4 x 39	6" Rubber	1000	62	1199.00
ML607	24 x 55 3/4 x 41	8" Pneumatic	1200	74	1299.00
ML608	24 x 55 3/4 x 41	8" Rubber	2000	74	1299.00
ML609	30 x 67 7/8 x 41 1/8	8" Pneumatic	1200	92	1529.00
ML610	30 x 67 7/8 x 41 1/8	8" Rubber	2000	92	1529.00

SEMI-LIVE SKIDS

- Perfect for temporary storage of material, parts and supplies
- Tight turning radius allows easy manoeuvrability in confined areas
- Heavy-duty tow plate engages / disengages jack handle
- Steel reinforced deck for enhanced durability
- Molded-in tie-down slots for load security
- Textured deck surface reduces load slippage
- Perimeter deck channel retains small items
- Durable powder-coated steel handle (sold separately)
- Colour: Black



Model No.	Overall Dimensions W" x L" x H"	Caster Type	Capacity lbs.	Wt. lbs.	Price /Each
ML597	24 x 50 1/8 x 12 1/2	8" Rubber	2000	38	689.00
ML598	30 x 62 1/8 x 12 1/2	8" Rubber	2000	50	789.00
ML599	Jack Handle	8" Rubber	2000	32	359.00

STANCHION PLATFORM TRUCKS

- Ideal for moving and storing of long and bulky material
- Corner posts retainer clips prevent unintended removal
- Steel reinforced deck for enhanced durability
- Molded-in tie-down slots for load security
- Textured deck surface reduces load slippage
- Perimeter deck channel retains small items
- 2 fixed and 2 swivel casters
- Colour: Black
- Assembly required



Model No.	Overall Dimensions W" x L" x H"	Caster Type	Capacity lbs.	Wt. lbs.	Price /Each
ML580	24 1/2 x 50 3/4 x 42 1/2	8" Polyolefin	2500	55	899.00
ML581	30 1/2 x 62 3/4 x 42 1/2	8" Polyolefin	2500	68	999.00

SHEET & PANEL TRUCK MOVERS

- Ideal for moving large, hard-to handle items such as sheet goods, doors, lumber, tables and piping
- Three removable powder coated steel vertical frames provide support for hard-to-handle loads
- Vertical frame retainer clips prevent unintended removal
- Steel reinforced deck for enhanced durability
- Molded-in tie-down slots for load security
- Textured deck surface reduces load slippage
- Perimeter deck channel retains small items
- 2 fixed and 2 swivel casters
- Colour: Black
- Assembly required



Model No.	Overall Dimensions W" x L" x H"	Caster Type	Capacity lbs.	Wt. lbs.	Price /Each
ML582	24 x 39 x 38	6" Polyolefin	2000	60	849.00
ML583	24 x 51 x 40	8" Polyolefin	2000	74	949.00
ML584	30 x 63 x 40	8" Polyolefin	2000	92	1049.00

DRYWALL CARTS

- All-welded multi-purpose cart is ideal for transporting drywall, wood or metal sheets
- 1 1/4" tubular rail handle and thick 11-gauge steel platform
- Two rigid and two swivel 8" bolted-on casters
- Deck Dimensions: 15" W x 44" L x 14" H
- Overall Dimensions: 24" W x 44" L x 44" H
- Deck angle: 80°
- Kleton blue enamel finish



KLETON

Model No.	Cap. lbs.	Caster Type	Wt. lbs.	Price /Each
ML139	2000	8" Mold-on Rubber	105	519.00
MD214	3500	8" Polyurethane	100	549.00

LUMBER CARTS

- All-welded cart is ideal for transporting long and bulky items
- Welded 14-gauge 12" x 38" steel shelf
- Grey rubber bumpers protect walls and equipment
- Two rigid and two swivel bolted-on casters
- Kleton blue enamel finish
- 1200-lb. capacity evenly distributed



KLETON

Model No.	Deck Size. W" x L" x H"	Shelf Height"	Overall Size. W" x L" x H"	Caster Type	Wt. lbs.	Price /Each
MB729	24 x 36 x 8	34	26 x 39 x 42	5" Rubber	80	549.00
ML140	24 x 36 x 10	36	26 x 39 x 45	6" Rubber	100	719.00

A-FRAME PANEL TRUCKS

- Ideal for safely moving of large, bulky sheet goods
- Durable powder coated high side inclined frame and side rail holds firmly in place during transit
- Steel reinforced deck for enhanced durability
- Molded-in tie-down slots for load security
- Textured deck surface reduces load slippage
- Perimeter deck channel retains small items
- Two fixed and two swivel casters
- Colour: Black



Rubbermaid
Commercial Products

Model No.	Overall Dimensions W" x L" x H"	Caster Type	Capacity lbs.	Wt. lbs.	Price /Each
ML603	24 x 39 x 43	6" Polyolefin	2000	60	629.00
ML604	24 x 51 x 45	8" Polyolefin	2000	74	709.00
ML605	30 x 63 x 45	8" Polyolefin	2000	92	809.00

CONVERTIBLE A-FRAME TRUCKS

- Unique design combines the bulk load capacity of standard panel or bar stock trucks with the functionality of a heavy-duty 2 shelf cart
- Constructed from structural foam with reinforced steel frame and side rails
- Overall Dimensions: 27" W x 56 3/4" L x 49 1/2" H
- Four articulating outrigger arms fold down to cradle lumber, pipe, and bar stock
- Two independent fold-down top shelves provide a safe and efficient option for handling of small items – capacity per shelf 125 lbs.
- Capacity of 100 lbs. per arm
- Molded-in tie-down slots for load security
- Textured deck surface reduces load slippage
- Perimeter channel on lower deck retains small items
- Removable powder coated lower steel retaining bars
- Capacity: 2000 lbs. evenly distributed
- Two fixed and two swivel with brake 8" polyolefine casters
- Weight: 109 lbs.
- Colour: Black

Model No. ML611
Price/Each \$1849.00



Rubbermaid
Commercial Products

UTILITY CARTS

U-BOAT PLATFORM TRUCKS

- Tilt design allows truck to turn within its own radius
- 11-gauge steel deck is only 10" off the ground for easy loading
- Removable end racks constructed of 1 1/4" round steel tube
- Two 8" x 2" bolted-on rigid casters and four 5" swivel casters
- Capacity: 1500 lbs. evenly distributed
- Durable Kleton blue enamel finish



KLETON



MK970

Model No.	Overall Dimensions					Wt. lbs.	Price /Each
	W"	x	D"	x	H"		
MK970	18	x	48	x	72	115	485.00
MK971	18	x	60	x	72	125	509.00

SINGLE LEVEL RAILS HEAVY-DUTY PANEL MOVER TRUCKS

- Ideal for transporting large sheets and long parts
- All-welded construction made from 1 1/4" round tubing and reinforced 11-gauge deck
- Uprights extend 33" above deck
- Deck is 12" off the floor
- Overall height is 45"
- 8" clear space between tubes
- Two swivel and two rigid 8" casters
- Capacity is based on evenly distributed weight
- Durable Kleton blue enamel finish




ML549



Model No.	Overall Dimensions				Caster Type	Capacity lbs.	Wt. lbs.	Price /Each	
	W"	x	D"	x					H"
ML549	30	x	48	x	45	8" Mold-On Rubber	2000	139	629.00
ML550	30	x	48	x	45	8" Polyurethane	2500	139	709.00
ML551	30	x	60	x	45	8" Mold-On Rubber	2000	161	605.00
ML552	30	x	60	x	45	8" Polyurethane	2500	161	835.00

FLAT BED LUMBER CARTS

- All-welded cart is ideal for transporting large panel or sheets in a horizontal position
- Four 6" swivel and two 6" rigid bolted-on non-marking polyurethane casters
- Durable Kleton blue enamel finish



KLETON

Model No.	Overall Dimensions W" x L" x H"	Wt. lbs.	Cap lbs.	Price /Each
ML141	30 x 60 x 33	160	2500	1049.00

BAR CRADLE TRUCKS

- Designed for efficient handling of long material
- Tilt design allows truck to turn within its own radius
- Cradle design facilitates loading and unloading
- Two 12" phenolic wheels and four 6" swivel phenolic bolt-on casters
- Capacity: 5000 lbs.
- Durable Kleton blue enamel finish



KLETON



ML131

Model No.	Overall Dimensions W" x D" x H"	No. of Cradles	Wt. lbs.	Price /Each
ML128	28 x 60 x 29	2	215	1083.00
ML130	28 x 96 x 29	3	300	1327.00
ML131	28 x 120 x 29	3	365	1532.00

HEAVY-DUTY PANEL MOVER TRUCKS

- Ideal for transporting of large sheets and long parts
- All-welded construction made from a 1 1/4" round tubing and 11-gauge deck
- Uprights extend 21" and 33" above deck
- Deck is 12" off the floor
- 8" clear space between tubes
- Two swivel and two rigid 8" casters
- Capacity is based on evenly distributed weight
- Durable Kleton blue enamel finish



ML360



Model No.	Overall Dimensions W" x D" x H"	Caster Type	Capacity lbs.	Wt. lbs.	Price /Each
ML360	30 x 48 x 45	Mold-On Rubber	2000	160	620.00
ML361	30 x 48 x 45	Polyurethane	2500	175	784.00
ML362	30 x 60 x 45	Mold-On Rubber	2000	160	653.00
ML363	30 x 60 x 45	Polyurethane	2500	175	835.00

A-FRAME SHEET/PANEL TRUCKS


- Ideal for handling long, flat, awkward loads
- Frame is constructed of all-welded 2" angle
- Available with open or closed base
- Four bolted-on 5" non-marking rubber swivel casters
- Durable Kleton blue enamel finish
- 1200-lb. capacity evenly distributed



MD217



KLETON



ML064

Model No.	Overall Dimensions W" x L" x H"	Base Type	Wt. lbs.	Price /Each
MD216	24 x 36 x 55	Open	50	378.00
ML063	24 x 36 x 55	Closed	60	442.00
MD217	30 x 42 x 55	Open	60	392.00
ML064	30 x 42 x 55	Closed	75	456.00
MD218	36 x 72 x 55	Open	85	478.00
ML065	36 x 72 x 55	Closed	110	609.00

ADJUST-A-TRAY TRUCKS

- A portable material handling system for all work areas
- Base frame made of 1 1/2" x 1 1/2" x 3/16" angle
- Slotted uprights made of 11 ga. steel formed channel and punched on 3 1/2" centres
- Hook-on trays made of 16 ga. steel (sold separately)
- Wire drop handles supplied on all trays
- Features four 6" x 2" plastic casters (two rigid/two swivel) (welded to base)
- Capacity is based on evenly distributed weight
- Grey finish

Model No.	Description	Dimensions W" x D" x H"	Capacity lbs.	Max No. of trays	Wt. lbs.	Price /Each
TRUCKS						
MH011	Single-sided	38 x 18 x 64	1500	7	110	720.00
MH012	Single-sided	38 x 24 x 64	1500	7	115	693.00
MH013	Double-sided	38 x 30 x 64	2500	14	120	813.00
MH014	Double-sided	38 x 40 x 64	2500	14	130	851.00
HOOK-ON TRAYS						
MH015	Open front	36 x 9 x 3	-	-	20	104.00
MH016	Open front	36 x 15 x 6	-	-	22	144.00
MH017	3" Closed front	36 x 9 x 3	-	-	20	130.00
MH018	3" Closed front	36 x 15 x 6	-	-	22	144.00



Shown with
hook-on trays
(sold separately)



MH012

MOBILE PIPE CARTS

- Perfect portable cart for storage and transport of long materials
- Sturdy all-welded arms create eight separate levels of storage while arm end stops retain round or unstable items from falling off
- Floor lock, and tray pans available as options
- Four 5" casters (2 swivel and 2 rigid)
- Capacity: 1000 lbs.
- Shipped knocked down




Model No.	Description	Dimensions L" x W" x H"	Wt. lbs.	Price /Each
MK938	Mobile Pipe Cart	50 x 43 x 69	172	1567.00
MK939	Upper Pan	50 x 11 x 3	13	149.00
MK940	Middle Pan	50 x 13 x 3	14	177.00
MK942	Base Pan	50 x 20 x 3	19	217.00
MK941	Lower Pan	50 x 15 x 3	16	233.00

FRONT LOAD TRICYCLES

- Constructed of 14 and 16-gauge steel tubing
- 38" x 26" front mounted platform with a 3" lip
- Loop handle steers both 20" front wheels
- 26" rear wheel, pedal includes coaster brake
- Overall length: 90"
- Capacity: 600 lbs. (including rider)
- Weight: 95 lbs.
- Colour: Orange

Model No. MD209
Price/Each \$2200.00



MOVER TRICYCLES

- Designed to stand up to the abuse of an industrial setting
- Constructed of 14 gauge, 2 1/4" tube steel
- 23" x 23" platform accommodates MD201 steel cabinet
- 26" wheels
- Front drum brake and rear coaster brake
- Overall length: 75"
- Capacity: 500 lbs. (including rider)
- Weight: 110 lbs. • Colour: Orange


Model No. MD202
Price/Each \$2152.00



ACCESSORIES

Model No.	Description	Price /Each
MD201	23" x 23" x 12" Steel Cabinet	404.00
MD200	23" x 23" x 12" Expanded Metal Basket	330.00
MD198	21" x 15" x 9" Front Wire Basket	70.00
MD203	Side Fender Option (pair)	151.00

SHELF TRUCKS



HEAVY-DUTY SHELF TRUCKS

- Durable Kleton blue enamel finish



HEAVY-DUTY SHELF CARTS

- All-welded ready to use
- Versatile for all material transport
- Cart constructed from 14-gauge steel shelves welded to 1 1/2" x 1 1/2" x 1/8" steel angle posts
- 1" diameter tubular steel handle
- Shelves are available with a 1 1/2" lip configured up or down
- 2 rigid and 2 swivel bolted-on 5" non-marking casters
- Capacity: 1200 lbs. evenly distributed
- Durable Kleton blue enamel finish



Lip Up Model No.	Lip Down Model No.	Shelf Size		No. Shelves	Clearance Between Shelves"	Handle Height"	Overall Dimensions				Wt. lbs.	Price /Each	
		W"	D"				W"	x	D"	x			H"
36" OVERALL HEIGHT													
MB445	MB444	18	x 30	2	27	36	18	x	33	x	36	60	249.00
MB447	MB446	24	x 36	2	27	36	24	x	39	x	36	65	279.00
MB449	MB448	24	x 48	2	27	36	24	x	51	x	36	100	308.00
MB456	MB455	18	x 30	3	12	36	18	x	33	x	36	75	287.00
MB459	MB458	24	x 36	3	12	36	24	x	39	x	36	85	322.00
MB461	MB460	24	x 48	3	12	36	24	x	51	x	36	110	349.00
48" OVERALL HEIGHT													
ML084	ML083	18	x 30	3	18	42	18	x	33	x	48	80	349.00
ML086	ML085	24	x 36	3	18	42	24	x	39	x	48	90	389.00
ML088	ML087	24	x 48	3	18	42	24	x	51	x	48	115	399.00
ML090	ML089	18	x 30	4	12	42	18	x	33	x	48	110	429.00
ML092	ML091	24	x 36	4	12	42	24	x	39	x	48	135	480.00
ML094	ML093	24	x 48	4	12	42	24	x	51	x	48	160	513.00
61" OVERALL HEIGHT													
MB468	MB467	18	x 30	4	16	42	18	x	33	x	61	115	399.00
MB470	MB469	24	x 36	4	16	42	24	x	39	x	61	140	430.00
MB472	MB471	24	x 48	4	16	42	24	x	51	x	61	165	466.00
MB474	MB473	18	x 30	5	11	42	18	x	33	x	61	125	447.00
MB476	MB475	24	x 36	5	11	42	24	x	39	x	61	155	499.00
MB478	MB477	24	x 48	5	11	42	24	x	51	x	61	184	530.00

REPLACEMENT CASTERS/PARTS

Model No.	Description	Price /Each
ML338	5" Rigid Non-Marking Rubber Casters	21.60
ML337	5" Swivel Non-Marking Rubber Casters	23.45
MC043	Corner Bumpers	5.95

Note: Other casters available upon request



ML338



ML337

STAINLESS STEEL CARTS

Suitable for clean room environments or anywhere you require easy sanitation or corrosion resistance.

See page 170

KNOCKED-DOWN SHELF TRUCKS

- 16-gauge steel shelves with 2 1/2" high lip
- 1 1/2" x 1 1/2" x 12-gauge formed steel posts
- 1 1/4" diameter tubular steel handle
- Top and middle shelves can be installed lip up or down
- Two rigid and two swivel bolted-on casters
- Easy-to-assemble shipped knocked-down design
- Capacity: 900 lbs. evenly distributed
- Durable Kleton blue powder coat finish



MB492



ML146



ML151



MB496

STAINLESS STEEL CARTS
 Suitable for clean room environments or anywhere you require easy sanitation or corrosion resistance.
 See page 170

2-SHELF UTILITY CARTS

Model No.	Shelf Dim. W" x D"	Shelf Clearance"	Post Height"	Overall Height"	Weight lbs.	Price /Each
5" BLUE ELASTIC RUBBER CASTERS						
MB492	18 x 30	25	30	36	43	217.00
MB493	24 x 36	25	30	36	54	253.00
MB494	24 x 48	25	30	36	69	274.00
5" POLYOLEFIN CASTERS						
MB482	18 x 30	25	30	36	42	195.00
MB483	24 x 36	25	30	36	53	237.00
MB484	24 x 48	25	30	36	68	257.00
8" PNEUMATIC CASTERS						
MB488	24 x 36	25	30	40	60	327.00
MB489	24 x 48	25	30	40	75	359.00

4-SHELF UTILITY CARTS

Model No.	Shelf Dim. W" x D"	Shelf Clearance"	Post Height"	Overall Height"	Weight lbs.	Price /Each
5" BLUE ELASTIC RUBBER CASTERS						
ML145	18 x 30	10	42	48	66	304.00
ML146	24 x 36	10	42	48	85	367.00
ML147	24 x 48	10	42	48	115	409.00
ML148	18 x 30	15	55	61	68	316.00
ML149	24 x 36	15	55	61	87	390.00
ML150	24 x 48	15	55	61	117	419.00
5" POLYOLEFIN CASTERS						
MN148	18 x 30	10	42	48	65	279.00
MN149	24 x 36	10	42	48	84	369.00
MN150	24 x 48	10	42	48	114	432.00
MN151	18 x 30	15	55	61	67	291.00
MN152	24 x 36	15	55	61	86	378.00
MN153	24 x 48	15	55	61	116	447.00
8" PNEUMATIC CASTERS						
MN154	24 x 36	10	42	52	90	437.00
MN155	24 x 48	10	42	52	120	519.00
MN156	24 x 36	15	55	65	92	454.00
MN157	24 x 48	15	55	65	122	534.00

3-SHELF UTILITY CARTS

Model No.	Shelf Dim. W" x D"	Shelf Clearance"	Post Height"	Overall Height"	Weight lbs.	Price /Each
5" BLUE ELASTIC RUBBER CASTERS						
MB495	18 x 30	11	30	36	54	258.00
MB496	24 x 36	11	30	36	70	291.00
MB497	24 x 48	11	30	36	93	316.00
ML142	18 x 30	17	42	48	56	274.00
ML143	24 x 36	17	42	48	72	316.00
ML144	24 x 48	17	42	48	95	355.00
5" POLYOLEFIN CASTERS						
MB485	18 x 30	11	30	36	53	237.00
MB486	24 x 36	11	30	36	69	278.00
MB487	24 x 48	11	30	36	92	319.00
MN143	18 x 30	17	42	48	55	253.00
MN144	24 x 36	17	42	48	71	292.00
MN145	24 x 48	17	42	48	94	332.00
8" PNEUMATIC CASTERS						
MB490	24 x 36	11	30	40	77	357.00
MB491	24 x 48	11	30	40	100	403.00
MN146	24 x 36	17	42	52	79	380.00
MN147	24 x 48	17	42	52	102	414.00

5-SHELF UTILITY CARTS

Model No.	Shelf Dim. W" x D"	Shelf Clearance"	Post Height"	Overall Height"	Weight lbs.	Price /Each
5" BLUE ELASTIC RUBBER CASTERS						
ML151	18 x 30	10	55	61	80	365.00
ML152	24 x 36	10	55	61	100	455.00
ML153	24 x 48	10	55	61	135	481.00
5" POLYOLEFIN CASTERS						
MN158	18 x 30	10	55	61	79	339.00
MN159	24 x 36	10	55	61	99	434.00
MN160	24 x 48	10	55	61	134	505.00
8" PNEUMATIC CASTERS						
MN161	24 x 36	10	55	65	105	515.00
MN162	24 x 48	10	55	65	140	588.00

SHELF TRUCKS

HEAVY-DUTY LOW PROFILE SHOP CARTS

- All-welded cart with low shelf means less distance to lift heavy objects
- Two 14-gauge steel shelves with a 1 1/2" lip down
- 1 1/4" diameter tubular steel handle
- Two rigid and two swivel bolted-on casters
- Durable Kleton blue enamel finish

5" RUBBER CASTERS

- Non-marking casters are quiet rolling and ideal for both institutional and industrial applications
- Casters are resistant to wet and corrosive chemical conditions
- Capacity: 1200 lbs. evenly distributed



KLETON

Model No.	Shelf Size		Clearance Between Shelves"	Handle Height"	Top Shelf Height"	Overall Dimensions			Wt. lbs.	Price /Each
	W"	x D"				W"	x D"	x H"		
MB421	18	x 30	16	40	26	18	x 34	x 40	90	329.00
MB425	24	x 36	16	40	26	24	x 40	x 40	110	357.00
MB429	24	x 48	16	40	26	24	x 52	x 40	125	397.00
ML097	24	x 60	16	40	26	24	x 64	x 40	155	544.00
ML098	30	x 48	16	40	26	30	x 52	x 40	155	619.00
MB434	30	x 60	16	40	26	30	x 64	x 40	165	647.00
ML099	30	x 72	16	40	26	30	x 76	x 40	175	788.00



MB425

REPLACEMENT CASTERS/PARTS

Model No.	Description	Price /Each
ML338	5" Rigid Non-Marking Rubber Casters	21.60
ML337	5" Swivel Non-Marking Rubber Casters	23.45
MC043	Corner Bumpers	5.95



ML338



ML337

6" HI-TEMP NYLON OR POLYURETHANE CASTERS

- Solid black hi-temp nylon casters handle heavy loads easily
- Solid polyurethane casters are non-marking and are highly resistant to wear
- Best choice in uneven floor applications
- Capacity: 2400 lbs. evenly distributed



KLETON

6" Nylon		6" Polyurethane		Shelf Size	Clearance Between Shelves"	Handle Height"	Top Shelf Height"	Overall Dimensions			Wt. lbs.
Model No.	Price /Each	Model No.	Price /Each					W"	x D"	x H"	
MB422	478.00	ML103	638.00	18	x 30	16	41	18	x 34	x 41	100
MB426	506.00	ML104	673.00	24	x 36	16	41	24	x 40	x 41	130
MB430	555.00	ML105	748.00	24	x 48	16	41	24	x 52	x 41	145
ML100	724.00	ML106	775.00	24	x 60	16	41	24	x 64	x 41	155
ML101	801.00	ML107	794.00	30	x 48	16	41	30	x 52	x 41	155
MB435	822.00	ML108	991.00	30	x 60	16	41	30	x 64	x 41	165
ML102	1005.00	ML109	1058.00	30	x 72	16	41	30	x 76	x 41	175



MB426

REPLACEMENT CASTERS/PARTS

Model No.	Description	Price /Each
ML400	6" Rigid Polyurethane Casters	32.85
ML399	6" Swivel Polyurethane Casters	37.60
ML862	6" Rigid Hi-Temp Nylon Casters	39.40
ML861	6" Swivel Hi-Temp Nylon Casters	47.60
MC043	Corner Bumpers	5.95



ML399



ML861

SHELF & PLATFORM TRUCKS

- An efficient 2-in-1 shelf and platform truck design
- Features two front corner bumpers and a removable 11-gauge top shelf to convert to a platform truck
- Two rigid and two swivel bolted-on 5" non-marking rubber casters
- Capacity: 1300 lbs., 500 lbs. top shelf/800 lbs. bottom shelf evenly distributed
- Durable Kleton blue enamel finish



KLETON

Model No.	Shelf Size		Shelf Clearance"	Handle Height"	Top Shelf Height"	Overall Dimensions			Wt. lbs.	Price /Each
	W"	x D"				W"	x D"	x H"		
MB391	24	x 36	24	40	32	26	x 38	x 40	105	399.00

REPLACEMENT PARTS & CASTERS

Model No.	Description	Price /Each
ML338	5" Rigid Non-Marking Rubber Casters	21.60
ML337	5" Swivel Non-Marking Rubber Casters	23.45
MC043	Corner Bumper	5.95



ML338



ML337



MB391

ORDER PICKING CARTS

- All-welded design, ready to use
- Picking list holder eliminates the need to handle loose papers
- 14-gauge steel shelves with 1 1/2" lip, configured up
- Two rigid and two swivel bolted-on 5" non-marking rubber casters
- Capacity: 1200 lbs. evenly distributed
- Durable Kleton blue enamel finish



Model No.	Shelf Size		Number of Shelves	Clearance Between Shelves"	Handle Height"	Overall Dimensions			Wt. lbs.	Price /Each
	W"	x D"				W"	x D"	x H"		
MB440	18	x 30	2	27	36	18	x 46	x 36	70	349.00
MB441	24	x 36	2	27	36	24	x 52	x 36	80	378.00
ML095	24	x 48	2	27	36	24	x 64	x 36	110	423.00
MB442	18	x 30	3	12	36	18	x 46	x 36	85	392.00
MB443	24	x 36	3	12	36	24	x 52	x 36	100	428.00
ML096	24	x 48	3	12	36	24	x 64	x 36	120	531.00



HEAVY-DUTY SHELF CARTS WITH DRAWER

- All-welded design, ready to use
- Cart constructed from 14-gauge steel shelves welded to 1 1/2" x 1 1/2" x 1/8" steel angle posts
- 1" diameter tubular steel handle
- Drawer dimensions: 15 1/4" W x 20" L x 6" H, 100-lb. capacity
- Available in models with 2 or 3 shelves with 1 1/2" lip configured up
- Two rigid and two swivel bolted-on 5" non-marking casters
- Capacity: 1200 lbs. evenly distributed
- Durable Kleton blue enamel finish



Model No.	Shelf Size		Number of Shelves	Clearance Between Shelves"	Drawer to Shelf Clearance"	Handle Height"	Overall Dimensions			Wt. lbs.	Price /Each
	W"	x D"					W"	x D"	x H"		
MH255	24	x 36	2	27	18	36	24	x 39	x 36	75	421.00
MH256	24	x 36	3	12	3	36	24	x 39	x 36	95	464.00
ML081	24	x 48	2	27	18	36	24	x 51	x 36	110	460.00
ML082	24	x 48	3	12	3	36	24	x 51	x 36	120	503.00



STOCK PICKING CARTS

- All-welded design, ready to use
- Pick and transport stock without the need for a separate ladder
- Slip-resistant steps and positive locking engagement for safety
- 14-gauge steel shelves with 1 1/2" lip, configured up
- Two rigid and two swivel bolted-on 5" non-marking rubber casters
- Capacity: 1200 lbs. evenly distributed
- Durable Kleton blue enamel finish



Model No.	Shelf Size		Number of Steps	Number of Shelves	Clearance Between Shelves"	Step Size		Step Rise"	Overall Dimensions			Wt. lbs.	Price /Each
	W"	x D"				W"	x D"		W"	x D"	x H"		
MD441	24	x 36	3	3	12	22	x 4	9 1/2	24	x 52	x 61	135	570.00
MB507	24	x 48	3	3	12	22	x 4	9 1/2	24	x 64	x 61	140	624.00
MD442	24	x 36	5	3	12	22	x 4	9 1/2	24	x 52	x 78	145	644.00
MB508	24	x 48	5	3	12	22	x 4	9 1/2	24	x 64	x 78	150	707.00



REPLACEMENT PARTS & CASTERS

Model No.	Description	Price/Each
ML338	5" Rigid Non-Marking Rubber Casters	21.60
ML337	5" Swivel Non-Marking Rubber Casters	23.45
VC055	Rubber foot tips	1.45
MC043	Corner Bumpers	5.95



ELEVATED PLATFORM TRUCKS

- All-welded steel construction, ready-to-use
- 11-gauge steel deck with 2" square tube frames
- 1 1/4" round tube handle extends 14" above deck
- Removable handle
- Durable Kleton blue enamel finish

MN413



Model No.	Platform Dimensions		Deck Height	Wheel Type	Capacity lbs.	Price /Each
	W"	x D"				
MN413	24	x 48	28	8" Hi-Temp Nylon	2000	513.00
MN414	30	x 60	28	8" Hi-Temp Nylon	2000	542.00
MN415	24	x 48	28	8" Mold-On Rubber	1800	509.00
MN416	30	x 60	28	8" Mold-On Rubber	1800	537.00
MN417	24	x 48	31	10" Pneumatic	1000	601.00
MN418	30	x 60	31	10" Pneumatic	1000	644.00



WIRE MESH TRUCKS

WIRE MESH SHELF TRUCKS

- Rugged all-welded steel construction ready to use
- Designed for efficient loading/unloading and transportation of merchandise
- 14-gauge steel shelves, 1 1/2" lip up
- Frame constructed from 1 1/2" angle iron and 2" x 2" wire mesh
- Includes: Two rigid and two swivel 5" or 6" bolted-on casters
- Capacity: 1200-2400 lbs. evenly distributed
- Durable Kleton blue enamel finish



ML163



ML200

5" Non-Marking Rubber 1200-lbs. Cap. Model No.		6" Polyurethane 2400-lbs. Cap. Model No.		Base W" x L"	Inside Wall Height"	Handle Height"	Clearance Between Shelves"	Overall Dimensions W" x L" x H"	Wt. lbs.
TWO-SIDED, 2 SHELVES									
ML163	532.00	ML169	740.00	24 x 48	55	42	26	24 x 51 x 63	112
ML164	679.00	ML170	900.00	24 x 60	55	42	26	24 x 63 x 63	127
ML165	703.00	ML171	868.00	30 x 48	55	42	26	30 x 51 x 63	129
ML166	766.00	ML172	974.00	30 x 60	55	42	26	30 x 63 x 63	144
ML167	827.00	ML173	1037.00	30 x 72	55	42	26	30 x 75 x 63	167
TWO-SIDED, 3 SHELVES									
ML175	599.00	ML181	816.00	24 x 48	55	42	16 1/2	24 x 51 x 63	137
ML176	803.00	ML182	1037.00	24 x 60	55	42	16 1/2	24 x 63 x 63	152
ML177	827.00	ML183	1061.00	30 x 48	55	42	16 1/2	30 x 51 x 63	154
ML178	890.00	ML184	1135.00	30 x 60	55	42	16 1/2	30 x 63 x 63	169
ML179	950.00	ML185	1170.00	30 x 72	55	42	16 1/2	30 x 75 x 63	192
THREE-SIDED, 1 SHELF									
ML221	519.00	ML191	727.00	24 x 48	55	42	-	24 x 51 x 63	110
ML222	618.00	ML192	790.00	24 x 60	55	42	-	24 x 63 x 63	120
ML223	597.00	ML193	816.00	30 x 48	55	42	-	30 x 51 x 63	135
ML224	668.00	ML194	877.00	30 x 60	55	42	-	30 x 63 x 63	145
ML225	753.00	ML195	927.00	30 x 72	55	42	-	30 x 75 x 63	155
THREE-SIDED, 2 SHELVES									
ML197	599.00	ML203	840.00	24 x 48	55	42	26	24 x 51 x 63	142
ML198	742.00	ML204	905.00	24 x 60	55	42	26	24 x 63 x 63	159
ML199	699.00	ML205	974.00	30 x 48	55	42	26	30 x 51 x 63	182
ML200	788.00	ML206	985.00	30 x 60	55	42	26	30 x 63 x 63	192
ML201	890.00	ML207	1096.00	30 x 72	55	42	26	30 x 75 x 63	211
THREE-SIDED, 3 SHELVES									
ML209	666.00	ML215	913.00	24 x 48	55	42	16 1/2	24 x 51 x 63	174
ML210	864.00	ML216	1074.00	24 x 60	55	42	16 1/2	24 x 63 x 63	198
ML211	827.00	ML217	1096.00	30 x 48	55	42	16 1/2	30 x 51 x 63	229
ML212	922.00	ML218	1159.00	30 x 60	55	42	16 1/2	30 x 63 x 63	239
ML213	950.00	ML219	1219.00	30 x 72	55	42	16 1/2	30 x 75 x 63	267

SECURITY TRUCKS

- Rugged all-welded steel construction, ready to use
- Designed for efficient loading/unloading and transportation of merchandise
- 14 gauge steel shelves, 1 1/2" lip up
- Frame constructed from 1 1/2" angle iron and 2" x 2" wire mesh
- Includes: Two rigid and two swivel 5" or 6" bolted-on casters
- Comes with hasp for padlock
- Capacity: 1200-2400 lbs. evenly distributed
- Durable Kleton blue enamel finish

5" Non-Marking Rubber 1200-lbs. Cap. Model No.		6" Polyurethane 2400-lbs. Cap. Model No.		Base W" x L"	Inside Wall Height"	Handle Height"	Clearance Between Shelves"	Overall Dimensions W" x L" x H"	Wt. lbs.
2 SHELVES									
ML238	867.00	ML244	1109.00	24 x 36	55	42	25	26 x 39 x 62 1/2	157
ML239	899.00	ML245	1144.00	24 x 48	55	42	25	26 x 51 x 62 1/2	172
ML240	1052.00	ML246	1249.00	24 x 60	55	42	25	26 x 63 x 62 1/2	189
ML241	1020.00	ML247	1272.00	30 x 48	55	42	25	32 x 51 x 62 1/2	212
ML242	1134.00	ML248	1329.00	30 x 60	55	42	25	32 x 63 x 62 1/2	222
ML243	1190.00	ML249	1389.00	30 x 72	55	42	25	32 x 75 x 62 1/2	241
3 SHELVES									
ML250	894.00	ML256	1120.00	24 x 36	55	42	16	26 x 39 x 62 1/2	182
ML251	968.00	ML257	1177.00	24 x 48	55	42	16	26 x 51 x 62 1/2	204
ML252	1109.00	ML258	1389.00	24 x 60	55	42	16	26 x 63 x 62 1/2	228
ML253	1134.00	ML259	1344.00	30 x 48	55	42	16	32 x 51 x 62 1/2	259
ML254	1188.00	ML260	1469.00	30 x 60	55	42	16	32 x 63 x 62 1/2	269
ML255	1243.00	ML261	1459.00	30 x 72	55	42	16	32 x 75 x 62 1/2	297



ML254



WIRE MESH STOCK TRUCK

- Rugged all-welded steel construction, ready to use
- Designed for efficient loading/unloading and transportation of merchandise
- With drop-gate
- Frame constructed from 1-1/2" angle iron and 2" x 2" wire mesh
- Includes: Two rigid and two swivel 5" or 6" bolted-on casters
- Capacity is based on evenly distributed weight
- Unit height with casters: 63"
- Durable Kleton blue enamel finish

5" Rubber Model No.	Capacity lbs.	Price /Each	6" Polyurethane Model No.	Capacity lbs.	Price /Each	Overall Dimensions W" x D" x H"
M0045	1200	729.00	M0047	2400	849.00	24 x 36 x 55
M0049	1200	739.00	M0051	2400	859.00	24 x 48 x 55
M0053	1200	849.00	M0055	2400	969.00	24 x 60 x 55
M0057	1200	819.00	M0059	2400	939.00	30 x 48 x 55
M0061	1200	899.00	M0063	2400	999.00	30 x 60 x 55
M0065	1200	989.00	M0067	2400	1099.00	30 x 72 x 55



M0045

CABLE REEL ROLLERS


- The ideal method for winding or dispensing cable, chain, wire, rope and hose
- Turns reel handling into a one person job
- Accommodates unlimited reel widths and all reel diameters with flanges up to 5 1/2" thick; rear roller adjusts to 6 positions
- Heavy-duty side rollers eliminate slipping or wedging between rollers and reel
- Inclined ramp permits easy loading and unloading
- Each unit measures 28" L x 9 1/4" W x 4" H
- Capacity: 3000 lbs. in pairs
- Weight: 58 lbs./pr.

Model No. MD166
Price/Each \$679.00



8-ROD MOBILE WIRE SPOOL RACKS

- Heavy-duty, all-welded 14-gauge steel
- Allows for multiple types of spooled items to be efficiently organized and mobile
- 1 1/2" top shelf lip prevents parts from falling off during transport
- Eight 23" removable rods
- Four wire guides hang below the work surface for ease in cutting wire
- Louvered panels on both sides included (bins and trays sold separately)
- Four 5" polyurethane bolt-on casters; two rigid and two locking swivel
- Capacity: 1200 lbs. evenly distributed
- Durable grey powder coat finish



DURHAM MFG
Est. 1922

Model No.	Overall Dimensions* L" x W" x H"	Weight lbs.	Price /Each
MN163	32 x 18 x 46	125	725.00

* Overall length includes the 6" handle.

DEEP-LIPPED SERVICE CARTS

- All-welded design, ready-to-use
- Deep shelf lips for retention
- Two 14-gauge steel shelves welded to 1 1/2" x 1 1/2" x 1/8" steel posts
- 1" diameter tubular ergonomic handle
- Two rigid and two swivel 5" non-marking rubber casters
- Overall dimensions: 24" W x 42" D x 47" H
- Capacity: 1200 lbs. evenly distributed
- Durable Kleton blue enamel finish



Model No.	Shelf Size W" x D"	Shelf Lip Depth	Clearance Between Shelves	Wt. lbs.	Price /Each
MN393	24 x 36	Top 6"/Bottom 1 1/2"	22 1/2	85	413.00
MN394	24 x 36	Top 12"/Bottom 1 1/2"	16	90	426.00
MN395	24 x 36	Top 6"/Bottom 6"	18	90	427.00

WIRE REEL CADDIES

- Dispense wire in vertical or horizontal position
- Bottom of caddy includes wire guide holes for quick access
- Capacity: 300 lbs.
- Cart Material: Steel
- Construction: Welded
- Rod Quantity: 4
- Model MN706: Casters and handle are bolt-on design for easy removal
- Model MN707: Mount to a wall or transport with a hand truck



MN706

MN707



Model No.	Mfg. No.	Description	Overall Dimensions W" x D" x H"	Price /Each
MN706	WIRE-D-WHK	Portable	29 x 21-7/8 x 47-7/8	549.00
MN707	WIRE-D	Stand Alone	22-1/4 x 16-1/4 x 44-1/4	369.00

MOBILE SERVICE CARTS

- All-welded design, ready-to-use
- Louvered panels for small parts bins and lockable drawer for supplies
- Two 14-gauge steel shelves welded to 1 1/2" x 1 1/2" x 1/8" steel posts
- 1" diameter tubular handle
- Two rigid and two swivel with brake bolted-on 5" non-marking rubber casters
- Overall dimensions: 24" W x 40" D x 57" H
- Capacity: 1200 lbs. evenly distributed
- Durable Kleton blue enamel finish



Model No.	Shelf Size W" x D"	Description	Clearance Between Shelves	Wt. lbs.	Price /Each
MN396	24 x 36	Top Lip Down /Bottom Lip Up	18	88	480.00

PORTABLE WIRE REEL CADDIES

- Designed to easily move wire reels
- Dispense wire in vertical or horizontal position
- Total uniform capacity is 150 lbs. (90 lbs. on large spindles and 60 lbs. on small spindles)
- Portable with 6" diameter semi-pneumatic wheels
- Storage tray on top for added versatility
- Capacity: 150 lbs.
- Cart material: Steel
- Overall dimensions: 19 1/2" W x 17 1/2" D x 43 1/4" H
- Rod quantity: 11

Model No. MN708
Mfg. No. WIRE-D-E
Price/Each \$199.00



ERGONOMIC SHELF TRUCKS

- All-welded 16-gauge construction ready to use
- All-welded ergonomic handle placed at a comfortable working height
- Two rigid and two swivel 5" casters
- Durable Kleton blue enamel finish
- 800-lb. capacity evenly distributed



ML561

Model No.	Number of Shelves	Caster Type	Overall Dimensions W" x D" x H"	Price /Each
ML561	2	Blue Rubber	20 x 32 x 37	295.00
MN056	2	Blue Rubber	26 x 38 x 37	337.00
ML562	3	Blue Rubber	20 x 32 x 37	335.00
MN055	3	Blue Rubber	26 x 38 x 37	405.00
ML563	2	Polyolefin	20 x 32 x 37	252.00
ML883	2	Polyolefin	26 x 38 x 37	294.00
ML564	3	Polyolefin	20 x 32 x 37	292.00
ML884	3	Polyolefin	26 x 38 x 37	363.00

UTILITY CARTS

PLASTIC UTILITY SERVICE CARTS

- Durable structural foam construction will not dent, rust or bend
- Non-marking 4" casters
- Capacity: 500 lbs. evenly distributed



ML619

Model No.	Overall Dimensions				Price /Each
	W"	x	D"	x H"	
ML618	17 1/2	x	34 1/2	x 32 1/2	189.00
ML619	25 1/2	x	40 1/2	x 32 1/2	249.00

PLASTIC FLAT SHELF UTILITY SERVICE CARTS

- Durable structural foam construction will not dent, rust or bend
- Non-marking 4" casters
- Flat top shelf makes loading and unloading of heavy boxes easy
- Capacity: 500 lbs. evenly distributed



Model No.	Overall Dimensions				Price /Each
	W"	x	D"	x H"	
ML620	25 1/2	x	40 1/2	x 32 1/2	255.00

FLAT SHELF UTILITY CARTS

- Ergonomic handle design improves control and worker safety
- Flat design makes loading and unloading of heavy boxes and parts easier
- Easy to reach tool/accessory hooks and storage area enhances productivity and organization
- Top shelf perimeter channel retains small items
- Constructed from sturdy structural foam that will not rust, dent, chip nor splinter
- 2 swivel and 2 fixed 5" non-marking TPR casters
- Capacity is based on evenly distributed weight



ML456

Model No.		Capacity lbs.	Dimensions			Wt. lbs.	Price /Each
Black	Beige		W"	x D"	x H"		
ML456	ML457	500	17 1/4	x 38 1/2	x 38 1/4	33	329.00
ML458	ML459	500	25 7/8	x 43 7/8	x 33 1/4	42	359.00
ML460	ML461	750	25 1/4	x 54	x 38	52	649.00

HEAVY-DUTY UTILITY CARTS

- Ergonomic handle design improves control and worker safety
- Easy to reach tool / accessory hooks and storage area enhances productivity and organization
- 2 3/4" deep top shelf securely holds contents
- Constructed from sturdy structural foam that will not rust, dent, chip nor splinter
- 2 swivel and 2 fixed casters
- Capacity is based on evenly distributed weight



ML448

Model No.		Caster Type	Capacity /lbs.	Dimensions			Wt. lbs.	Price /Each
Black	Beige			W"	x D"	x H"		
ML448	ML449	5" Non-Marking TPR	500	17 7/8	x 39	x 38 1/4	31	279.00
ML450	ML451	5" Non-Marking TPR	500	25 7/8	x 45 1/4	x 38 1/4	44	329.00
ML453	-	5" Non-Marking TPR	750	26	x 55	x 32 3/4	52	679.00

EXECUTIVE SERVICE CARTS

- Sleek, contemporary styling ideal for office use
- Rounded handles improve cart manoeuvrability
- Dimensions: 20" W x 39" D x 38" H
- Capacity per shelf: 100 lbs. evenly distributed
- Solid rounded bumper is gentle on walls and furniture



Model No.	Colour	Wt. lbs.	Price /Each
ML365	Black	35	399.00

UTILITY CARTS

- Lightweight and easy to handle
- Resists scratches, chips and rust
- Durable plastic shelves with brushed aluminum upright posts
- 1/4" lip on three sides of shelves and one flat side for easy loading
- 4" non-marking swivel casters
- Capacity: 250 lbs.
- Colour: Black



Model No.	Shelf Dimension L" x W"	Wt. lbs.	Price /Each
MN574	26 1/2 x 16 3/4	22	169.00

LIGHT-DUTY UTILITY CARTS

- Durable plastic construction
- Comes with middle shelf and two convenient handles
- Shelves are flat with retaining beaded edges
- 4" swivel non-marking casters
- Capacity is based on evenly distributed weight
- Colour: Platinum



Model No.	Capacity lbs.	Shelf Size			Wt. lbs.	Price /Each
		W"	x D"	x H"		
MH223	200	19	x 34	x 38	30	309.00
CART W/ENCLOSED END PANELS						
MH829	300	18	x 31	x 37 1/2	37	649.00



MH223



MH829

TRADEMASTER™ MOBILE CABINETS & WORK CENTRES

- Raised ergonomic handle reduces wrist and back strain
- Open front top for easy access to work surface
- 3-outlet, surge protected power strip, 15' cord and wrap (UL/CSA listed)
- Two swivel with brake and two fixed 5" casters
- 4" deep drawers support 40 lbs. and feature locking system
- Metal reinforced structural foam shelves
- Capacity is based on evenly distributed weight
- Shipped knocked-down



MH685



MH681

Model No.	Description	Dimensions				Capacity lbs.	Wt. lbs.	Price /Each
		W"	x	D"	x H"			
MH681	4 Drawers	18 5/8	x	40 5/8	x 38 3/8	500	87	1149.00
MH685	4 Drawers and Cabinet	26 1/4	x	49	x 38	750	123	1249.00
MH686	4 Drawers and Cabinet	26 3/8	x	58 5/8	x 38 1/4	750	126	1729.00

TRADES CARTS

- Use as mobile workbench
- Sized to hold large tools and supplies yet fits in tight spaces
- Four compartmentalized parts boxes and two versatile storage bins
- Mounting bracket serves as an electrical cord wrap and convenient handle bin to keep small tools/parts
- Constructed of black plastic for lightness and durability
- 6" casters (2 with brakes)
- Also available with a fully enclosed, lockable storage compartment
- Dimensions: 19 1/4" W x 38" D x 33 3/8" H
- Capacity: 180 lbs. (top shelf), 150 lbs. (bottom shelf) evenly distributed

Model No. MK744 Weight: 50 lbs.
Price/Each \$649.00

Model No. MK745 Weight: 68 lbs.
Trades Cart w/Lockable Cabinet
Price/Each \$879.00



MK744



MK745



DEEP LEDGE UTILITY CARTS

- Specially designed with a 2 3/4" deep ledge to contain product and spills
- Easy-to-position centre shelf option at 1" increments
- Polymer shelves are easy to clean and corrosion proof
- Shelf colour: Grey
- Capacity: 150 lbs. per shelf, 400 lbs. per cart evenly distributed



MI758



Model No.	Description	Dimensions				Wt. lbs.	Price /Each
		W"	x	D"	x H"		
MI758	2-Shelf Unit	21 1/2	x	32 3/4	x 41	29	329.00
MI759	3-Shelf Unit	21 1/2	x	32 3/4	x 41	38	399.00
MI760	2-Shelf Unit	27	x	38 3/4	x 41	35	385.00
MI761	3-Shelf Unit	27	x	38 3/4	x 41	47	469.00

MYCART™ UTILITY CARTS

- Corrosion proof, smooth polymer surfaces easily wipe clean
- Shelf cutaway for better leg clearance
- Built-in tray to manage the smaller items
- Four chrome-plated posts
- Ergonomic easy grip handle
- Each cart includes two labels for easy identification
- Thermoplastic non-marking casters
- Shipped knocked down



MN472



Grey Model No.	Black Model No.	No. Shelves	Shelf Dim. W" x L"	Overall Dim. W" x D" x H"	Cap. lbs.	Wt. lbs.	Price /Each
MN472	MN478	2	16 x 27	18 5/16 x 31 1/2 x 35 1/2	300	28.5	289.00
MN473	MN479	3	16 x 27	18 5/16 x 31 1/2 x 35 1/2	400	34	339.00
MN474	MN480	2	20 x 30	23 7/16 x 34 3/8 x 35 1/2	300	33	314.00
MN475	MN481	3	20 x 30	23 7/16 x 34 3/8 x 35 1/2	400	41.5	389.00
MN476	MN482	2	26 x 36	27 11/16 x 40 1/4 x 36 7/8	400	40	374.00
MN477	MN483	3	26 x 36	27 11/16 x 40 1/4 x 36 7/8	500	51	455.00

OPTIONAL ACCESSORIES

Model No.	Description	Wt. lbs.	Price/Each
MN484	Waste Basket w/Holder for MN472, MN473, MN478 and MN479	5.7	95.20
MN485	Waste Basket w/Holder for MN474, MN475, MN480 and MN481	5.8	95.20
MN487	Utility Bin w/Holder for MN472, MN473, MN478 and MN479	5	95.20
MN488	Utility Bin w/Holder for MN474, MN475, MN480 and MN481	5.1	95.20

CONVERTIBLE UTILITY CARTS

- Ideal for transporting small to medium sized materials
- Three convenient product configurations:
 - Flat shelf utility cart
 - Platform truck
 - Fold down storage configuration
- Ergonomic handle design improves control and worker safety
- Top shelf perimeter channel retains small items
- Overall dimensions when assembled: 23.8" W x 45.2" D x 34.4" H
- 2 rigid and 2 swivel 5" non-marking casters
- Capacity: 400 lbs. evenly distributed
- Weight: 52 lbs.
- Colour: Black
- Assembly required



Model No. ML061
Price/Each \$899.00

UTILITY CARTS

STANDARD-DUTY STAINLESS STEEL UTILITY CARTS

- Three 22-gauge stainless steel shelves with reinforced hemmed fronts for added strength
- 20-gauge stainless steel legs
- Sound deadening panels under shelves reduce vibration and noise
- Durable, unitized electronically welded stainless steel angle leg design
- Four 3 1/2" swivel casters provide excellent mobility
- Protective bumpers on legs and handles to protect walls and furniture
- Easily cleaned and sanitized
- Capacity: 300 lbs. evenly distributed



MI812



Model No.	Dimensions				Shelf Clearance"	Wt. lbs.	Price /Each
	W"	x	D"	x H"			
MI812	16 1/4	x	27 1/2	x 32 1/8	11 3/4	29	439.00
MI813	18 3/8	x	30 3/4	x 33	12 1/4	32	499.00

MEDIUM-DUTY STAINLESS STEEL UTILITY CARTS

- Three 20-gauge stainless steel reinforced shelves for heavy loads and load drops
- Sound deadening panels under shelves reduce vibration and noise
- Unitized electronically welded angle leg frames constructed from 16-gauge stainless steel
- Four 4" heavy-duty swivel casters with cushion tread non-marking wheels provide excellent mobility
- Protective bumpers on legs and handle to protect furniture and walls
- Capacity: 500 lbs. evenly distributed



MI816



Model No.	Dimensions				Shelf Clearance"	Wt. lbs.	Price /Each
	W"	x	D"	x H"			
MI816	16 3/4	x	27 5/8	x 32	11 1/2	39	579.00
MI817	19	x	31	x 32	11 1/2	42	639.00
MI818	22 3/8	x	39 1/4	x 37 1/4	13 1/8	68	1089.00

HEAVY-DUTY STAINLESS STEEL U FRAME CARTS

- Angled "U" shaped electronically welded stainless steel frame for strength
- Rugged 18-gauge reinforced stainless steel shelves are stain and rust resistant
- Units can be steamed cleaned for convenience and sanitation
- Leg and handle bumpers protect walls and furniture
- Two heavy-duty 5" swivel casters combined with two 8" fixed casters for mobility
- Capacity: 700 lbs. evenly distributed



MK972



MK974

Model No.	No. of Shelves	Dimensions			Shelf Clearance"	Wt. lbs.	Price /Each
		W"	x	D"			
MK972	2	19 3/8	x	32 5/8	x 34 1/2	19	1269.00
MK973	3	19 3/8	x	32 5/8	x 34 1/2	10	1419.00
MK974	3	22 3/8	x	38 5/8	x 37 1/8	11 3/8	1719.00

STAINLESS STEEL GUARD RAIL CARTS

- All welded stainless steel construction ensures durability and easy sanitation
- Ideal where goods need protection from rolling or sliding of shelves
- Integrated push handle and four swivel casters make these carts easy to move around
- Sound deadening panels under shelves reduce vibration and noise
- Standard handle and leg bumpers protect walls and doorways from damage
- Capacity based on evenly distributed weight
- Easy to clean, simply wipe down or steam clean



MK975



MK977

Model No.	No. of Shelves	Caster Size"	Capacity lbs.	Dimensions			Shelf Clearance"	Wt. lbs.	Price /Each	
				W"	x	D"				x H"
MK975	3	4	500	19	x	31	x 34 3/4	9	45	949.00
MK976	2	5	700	22 3/8	x	38 5/8	x 37 1/4	18 3/4	65	2049.00
MK977	3	5	700	22 3/8	x	38 5/8	x 37 1/4	9 3/8	79	2399.00

STAINLESS STEEL EQUIPMENT STANDS

- Ideal for transporting equipment which needs to be used in many different areas
- Versatile mobile equipment stands are available with or without drawers
- Stainless steel construction provides for easy sanitation and corrosion resistance
- Four swivel casters for mobility
- Capacity: 300 lbs. evenly distributed



MK978



MK979



MK980

Model No.	No. of Shelves	Caster Size"	No. of Drawer	Dimensions			Wt. lbs.	Price /Each	
				W"	x	D"			x H"
MK978	3	3 1/2	-	16 3/4	x	18 3/4	x 30 1/8	25	539.00
MK979	3	3 1/2	1	16 3/4	x	18 3/4	x 30 1/8	36	1049.00
MK980	3	4	2	20 1/8	x	36 3/8	x 35	76	2149.00

STEEL SELF-DUMPING HOPPERS

- Fork lift-operated self-dumping hoppers
- Designed specifically for efficient handling of scrap metal, raw materials and other bulk materials
- Available in capacities ranging from 1/2 to 5 cubic yards
- Can be fitted with casters for better mobility
- Standard 10-gauge thickness, heavy-duty 3/16" thickness or extra heavy-duty 1/4" steel construction
- Colour: Blue
- Casters not included
- F.O.B. Laval, QC or Winnipeg, MB



MN951



Hoppers roll forward when unlatched for easy dumping



Hoppers can be used with casters, a forklift truck or both

APPLICATION GUIDELINE

- Standard 10-gauge (9/64"):** General use, factory waste and small metal parts.
- Heavy-Duty 7-gauge (3/16"):** Rugged use, heavy duty metals in construction field.
- Extra Heavy-Duty 3-gauge (1/4"):** For extreme conditions, heavy material dropped in container. Handling of hot materials, in refineries.

Capacity Cu. Yards	Standard 10-ga. (9/64")			Heavy-Duty 7-ga. (3/16")			Extra Heavy-Duty 3-ga. (1/4")		
	F.O.B. Laval, QC Model No.	F.O.B. Winnipeg, MB Model No.	Price /Each	F.O.B. Laval, QC Model No.	F.O.B. Winnipeg, MB Model No.	Price /Each	F.O.B. Laval, QC Model No.	F.O.B. Winnipeg, MB Model No.	Price /Each
1/2	NB949	MN951	1199.00	NB950	MN952	1299.00	NB948	MN953	1389.00
3/4	NB955	MN954	1299.00	NB956	MN955	1399.00	NB954	MN956	1599.00
1	NB967	MN957	1499.00	NB968	MN958	1599.00	NB966	MN959	1799.00
1-1/2	NB961	MN960	1749.00	NB962	MN961	1899.00	NB960	MN962	2099.00
2	NB973	MN963	1949.00	NB974	MN964	2099.00	NB972	MN965	2299.00
3	NB979	MN966	2499.00	NB980	MN967	2699.00	NB978	MN968	2999.00
4	NB985	MN969	2949.00	NB986	MN970	3199.00	NB984	MN971	3399.00
5	NH094	MN972	3499.00	NH095	MN973	3799.00	NH096	MN974	4199.00

CASTER SETS FOR HOPPERS (F.O.B. LAVAL, QC)

- Set includes 2 rigid and 2 swivel casters

Model No.	Wheel Type	Price/Each
NB987	6" Phenolic	179.00
NB988	6" Rubber	179.00
NB989	6" Steel	270.00

CASTER SETS FOR HOPPERS (F.O.B. WINNIPEG, MB)

- Set includes 2 rigid and 2 swivel casters

Model No.	Wheel Type	Price/Each
MO033	4" Polyurethane	269.00
MO034	5" Polyurethane	289.00
MO035	6" Polyurethane	329.00

POLYETHYLENE SELF-DUMPING HOPPERS

- Tilt a full 30° below horizontal level to ensure complete dumping
- Pull-release safety latch prohibits premature dumping
- Used on a fork lift truck for elevated dumping or with polyolefin casters
- Smooth interior will not support bacteria growth and can be cleaned by steam or pressure washer
- Black body will not rust, corrode or pit
- Weight is 1/3 that of steel
- Ideal for compounding chemical powders, resins and granular materials
- Also ideal for the bulk handling of refuse
- Four 6" polyolefin casters available for all sizes



MK760 (with casters)



Model No.	Mfg. No.	Capacity Cu. Yds.	Capacity lbs.	Dimensions L" x W" x H"	With Casters	Wt. lbs.	Price /Each
MK759	1054	1/2	750	55 x 26 1/4 x 40	-	173	2599.00
MK760	1054-43	1/2	750	55 x 26 1/4 x 47 5/8	Yes	202	3099.00
MK761	1059	1	1000	71 1/2 x 31 1/4 x 44 7/8	-	224	2999.00
MK762	1059-43	1	1000	71 1/2 x 31 1/4 x 52 1/2	Yes	251	3599.00
MK763	1064	1 1/2	1000	83 5/8 x 42 7/8 x 49 1/8	-	307	4349.00
MK764	1064-43	1 1/2	1000	83 5/8 x 42 7/8 x 56 1/4	Yes	361	5099.00
MK765	1069	2	1000	83 7/8 x 46 x 49 1/2	-	303	4659.00
MK766	1069-43	2	1000	83 7/8 x 46 x 57 5/8	Yes	344	5449.00
MK767	1074	2 1/2	1000	83 1/2 x 55 x 49 1/2	-	305	4999.00
MK768	1074-43	2 1/2	1000	83 1/2 x 55 x 56 5/8	Yes	368	5849.00

SELF DUMPING HOPPERS

- Self-dumping hopper that works with forklifts for easy transporting and elevated dumping
- Allows one operator to easily move and dump large loads two rigid and one swivel 6" rubber caster
- Manual pull release safety latch
- After the hopper tilts to dump contents, it returns automatically to the upright position ready for the next load
- Optional 6" casters are available
- Material: Polyethylene
- Gauge: 3/16"
- Fork lift opening width: 9.25"
- Fork lift opening height: 3.25"
- Without casters



MN683

Model No.	Capacity Cu. Yds.	Capacity lbs.	Dimensions L" x W" x H"	Wt. lbs.	Price /Each
MN683	5/8	900	57 x 28 x 41	180	1899.00
MN684	1.1	1000	67 x 35 x 45	250	2049.00

SELF DUMPING HOPPER - CASTER SET

- Set of 4 (2 rigid and 2 swivel) casters



MN685

Model No.	Wheel Type	Capacity* lbs.	Wt. lbs.	Caster Size D" x H"	Price /Each
MN685	Urethane Plastic	3400	6	7 3/8 x 6	172.00

* Capacity is based on complete set of casters

TRUCKS & BINS

POLYETHYLENE TILT TRUCKS

- Sturdy, rotationally-molded plastic construction ensures easy manoeuvrability and dumping
- Smooth surface is easy to clean and resists pitting and corroding
- Inset wheel and axle design helps prevent damage to surfaces and equipment
- Colour: Black
- Accepted for use in Canadian food processing facilities



MK769
MK770 uses the same frame



MK789
MK788 uses the same frame



ML540



MK790

Model No.	Capacity Cu. Yds.	Capacity lbs.	Dimensions L" x W" x H"	Wt. lbs.	Price /Each
MK788	1/2	450	56 3/4 x 28 x 38 1/2	63	799.00
MK769	1/2	850	60 1/2 x 28 x 38 1/2	77	1149.00
MK789	1	850	72 1/4 x 33 1/2 x 43 3/4	111	1099.00
MK770	1	1250	72 1/4 x 33 1/2 x 43 3/4	111	1499.00
MK790*	1	2100	72 1/4 x 33 1/2 x 43 3/4	178	2299.00

RECYCLING TILT TRUCKS

ML540	1/2	850	60 1/2 x 28 x 38 1/2	77	1149.00
-------	-----	-----	----------------------	----	---------

LIDS

ML541	Lid for MK788 and MK769				249.00
ML542	Lid for MK789, MK770 and MK790				339.00

*Towable tilt truck features tow hitch and hitch pin.

STRUCTURAL FOAM TILT TRUCKS

- Size and shape is designed to fit through commercial doorways and elevators
- Ergonomically designed steering handle provides excellent manoeuvring and dumping capabilities
- Secondary handle, at the base, helps maintain control of the truck while finishing dumping action
- Models MK757, ML534 and ML536 feature quiet rolling non-marking grey casters and 12" wheels
- Models MK758, ML535 and ML537 have 12" black rubber wheels
- Colour: Black



MK757



Model No.	Capacity Cu. Yds.	Capacity lbs.	Dimensions L" x W" x H"	Wt. lbs.	Price /Each
ML534	1/2	450	57 1/2 x 26 3/4 x 33 3/4	87	729.00
ML535	1/2	850	57 1/2 x 26 3/4 x 33 3/4	96	849.00
MK757	3/4	600	64 1/2 x 30 1/4 x 38	92	899.00
MK758	3/4	1000	64 1/2 x 30 1/4 x 38	99	1099.00
ML536	1	1250	70 3/4 x 33 1/2 x 42 1/4	139	1229.00
ML537	1	2100	70 3/4 x 33 1/2 x 42 1/4	141	1499.00

DOMED LIDS

ML538	Domed lid for ML534 and ML535				195.00
MK780	Domed lid for MK757 and MK758				315.00
ML539	Domed lid for ML536 and ML537				265.00

BIG WHEEL® CARTS

- 7.5-cu. ft., 300-lb. capacity
- Sturdy, structural foam construction won't rust, dent, chip or peel
- All-plastic, seamless pan design resists leaking and cracking
- Designed for heavy-duty, long-lasting use
- 20" pneumatic wheels
- Black HDPE

Model No. JB500
Mfg. No. FG564200-BLA
Price/Each \$495.00



MB672

Model No.	Base W" x L"	Inside Wall Height"	Handle Height"	Overall Size W" x L" x H"	Wt. lbs.	Price /Each
MB672	24 x 36	24	30	24 x 39 x 31 1/2	62	525.00
ML186	24 x 48	24	30	24 x 51 x 31 1/2	75	525.00
ML187	24 x 60	24	30	24 x 63 x 31 1/2	85	588.00
ML188	30 x 48	24	30	30 x 51 x 31 1/2	86	599.00
MB680	30 x 60	24	30	30 x 63 x 31 1/2	95	714.00
ML189	30 x 72	24	30	30 x 75 x 31 1/2	107	753.00

STEEL TILT TRUCKS

- Steel trucks provide long lasting durability
- Finished in blue enamel, and are mounted on two rigid and one swivel 6" rubber caster
- F.O.B. Laval, Quebec



Model No.	Capacity Cu. Yds.	Outside Dimensions L" x W" x H"	Steel Gauge	Wt. lbs.	Price /Each
NA991	1/2	50 x 30 x 36	12	150	1169.00
NA993	1	66 x 30 x 42	12	250	1249.00
NA992	1 1/2	66 x 30 x 48	12	320	1439.00
NA994	2	78 x 38 x 48	12	400	1599.00

WIRE MESH BOX TRUCKS

- Rugged all-welded 1 1/2" angle iron construction and 2" x 2" wire mesh, ready to use
- Contain and transport small bulk parts or materials in your plant or warehouse
- Includes: 2 rigid and 2 swivel 5" non-marking bolted-on rubber casters
- Capacity: 1200 lbs. evenly distributed
- Durable Kleton blue enamel finish

POLYETHYLENE TILT TRUCKS

- Ideal for transporting and dumping waste, scrap and other bulk materials
- Polyethylene body is mounted on an all-welded steel chassis
- Includes small swivel caster(s) at the front and large fixed wheels at the rear



MN980



MN982



MN981



MN983



Model No.	Durability	Overall Dimensions L" x W" x H"	Capacity		Front Wheel Type	Rear Wheel Type	Price /Each
			Cu. yd.	lbs.			
MN980	Light Duty	57 x 28 x 38	5/8	500	8" Mold-On Rubber	4" Non-Marking Rubber	469.00
MN981	Standard Duty	57 x 28 x 38	5/8	850	10" Mold-On Rubber	5" Non-Marking Rubber	679.00
MN982	Standard Duty	66 x 34 x 43	1.1	1250	12" Mold-On Rubber	5" Non-Marking Rubber	899.00
MN983	Heavy Duty	66 x 34 x 43	1.1	2000	12" Mold-On Rubber	5" Non-Marking Rubber	1099.00

HEAVY-DUTY POLYETHYLENE BOX TRUCKS

- Seamless durable 100% polyethylene bins
- Leakproof and easy to clean
- Available with 3/4" treated plywood undercarriage or all-welded steel chassis with a durable Kleton blue enamel finish
- Includes 2 swivel and 2 rigid casters
- Capacity is based on evenly distributed weight
- Stackable for storage
- Caster type: 3" Polyolefin
- Bin colour: Black
- Bin material: Polyethylene
- Caster placement: Corner standard
- Tapered walls



MN984



MN985



Model No.	Base	Capacity		Overall Dimensions L" x W" x H"	Price /Each
		Cu. ft.	lbs.		
MN984	Plywood	9	500	37 x 26 x 30	259.00
MN985	Steel Chassis	9	800	37 x 26 x 30	339.00
MN986	Plywood	12	500	39 x 27 x 30	309.00
MN987	Steel Chassis	12	800	39 x 27 x 30	399.00
MN988	Plywood	16	500	43 x 30 x 33	399.00
MN989	Steel Chassis	16	800	43 x 30 x 33	559.00

LIGHT-DUTY POLYETHYLENE BOX TRUCKS

- Designed for lighter loads
- Rotomolded from black recycled plastic
- All-swivel threadguard casters
- NA005 includes a plywood base



NG697



NA005



Model No.	Capacity		Overall Dimensions L" x W" x H"	Caster Size"	Weight lbs.	Price /Each
	Cu. ft.	lbs.				
NG697	9	175	36 1/2 x 24 1/2 x 26	2 1/2	23	169.00
NA005	12	200	39 x 27 x 29	3	30	199.00

TRUCKS & BINS

MINI STARCARTS™

- Designed to take the punishment of industrial and institutional applications at an economical price
- Polyethylene construction
- Plated steel undercarriage
- 3" all swivel Threadguard casters, corner placement
- Colour: Grey



NC460



Model No.	Capacity		O.A. Dimensions				Wt. lbs.	Price /Each
	Cu. ft.	lbs.	L" x W" x H"	L" x W" x H"	L" x W" x H"	L" x W" x H"		
NC460	5	200	21 x 21 x 27	21 x 21 x 27	21 x 21 x 27	21 x 21 x 27	20	166.00
NC461	6	200	33 x 19 x 28	33 x 19 x 28	33 x 19 x 28	33 x 19 x 28	25	199.00
NC462	7	200	33 x 23 x 24	33 x 23 x 24	33 x 23 x 24	33 x 23 x 24	25	209.00
NC463	7	200	24 x 24 x 38	24 x 24 x 38	24 x 24 x 38	24 x 24 x 38	30	219.00
NA001	8	300	35 x 25 x 25	35 x 25 x 25	35 x 25 x 25	35 x 25 x 25	30	229.00
NC464	9	300	48 x 19 x 28	48 x 19 x 28	48 x 19 x 28	48 x 19 x 28	40	255.00

EASY-ACCESS STARCARTS™

- Drop-style sidewall allows cart to be loaded and unloaded easily
- Treated plywood undercarriage
- 5" Threadguard casters available in corner or diamond pattern
- Colour: Grey



NA009



Model No.	Capacity		O.A. Dimensions				Caster Placement	Wt. lbs.	Price /Each
	Cu. ft.	lbs.	L" x W" x H"	L" x W" x H"	L" x W" x H"	L" x W" x H"			
MN645	19	800	43 x 31 x 36	43 x 31 x 36	43 x 31 x 36	43 x 31 x 36	Corner	52	459.00
MN646	19	800	43 x 31 x 36	43 x 31 x 36	43 x 31 x 36	43 x 31 x 36	Diamond	52	459.00
NA009	21	900	46 x 31 x 39	46 x 31 x 39	46 x 31 x 39	46 x 31 x 39	Corner	75	549.00
NA010	21	900	46 x 31 x 39	46 x 31 x 39	46 x 31 x 39	46 x 31 x 39	Diamond	75	549.00
MN132	24	900	46 x 31 x 49	46 x 31 x 49	46 x 31 x 49	46 x 31 x 49	Corner	85	659.00
MN133	24	900	46 x 31 x 49	46 x 31 x 49	46 x 31 x 49	46 x 31 x 49	Diamond	85	659.00
NA011	24	900	63 x 31 x 39	63 x 31 x 39	63 x 31 x 39	63 x 31 x 39	Corner	100	669.00
NA012	24	900	63 x 31 x 39	63 x 31 x 39	63 x 31 x 39	63 x 31 x 39	Diamond	100	669.00

HEAVY-DUTY OVERSIZED STARCARTS™

- Tapered walls for easy shipping and storage
- Treated plywood undercarriage
- Corner or diamond caster placement
- Colour: Grey (other colours available)



ML543



Model No.	Capacity		Dimensions				Caster Dia."	Caster Placement	Wt lbs.	Price /Each
	Cu. ft.	lbs.	L" x W" x H"	L" x W" x H"	L" x W" x H"	L" x W" x H"				
ML543	22	800	59 x 35 x 32	59 x 35 x 32	59 x 35 x 32	59 x 35 x 32	5	Corner	70	549.00
ML544	22	800	59 x 35 x 32	59 x 35 x 32	59 x 35 x 32	59 x 35 x 32	5	Diamond	70	549.00
ML545	24	800	53 x 35 x 38	53 x 35 x 38	53 x 35 x 38	53 x 35 x 38	5	Corner	85	589.00
ML546	24	800	53 x 35 x 38	53 x 35 x 38	53 x 35 x 38	53 x 35 x 38	5	Diamond	85	589.00
ML547	46	1,600	78 x 42 x 42	78 x 42 x 42	78 x 42 x 42	78 x 42 x 42	6	Corner	115	1099.00
ML548	46	1,600	78 x 42 x 42	78 x 42 x 42	78 x 42 x 42	78 x 42 x 42	6	Diamond	115	1099.00

STARCARTS™

- Polyethylene construction
- Choice of 3" or 4" Threadguard casters depending on model
- Corner or diamond caster placement
- Treated plywood undercarriage
- Body colour: Grey
- Other colours available



NA004



MN466



Model No.	Capacity		O.A. Dimensions				Caster Dia."	Caster Placement	Wt. lbs.	Price /Each
	Cu. ft.	lbs.	L" x W" x H"	L" x W" x H"	L" x W" x H"	L" x W" x H"				
NA002	12	400	39 x 27 x 30	39 x 27 x 30	39 x 27 x 30	39 x 27 x 30	3	Diamond	40	279.00
NA004	12	800	39 x 27 x 31	39 x 27 x 31	39 x 27 x 31	39 x 27 x 31	4	Corner	50	359.00
NA003	12	800	39 x 27 x 31	39 x 27 x 31	39 x 27 x 31	39 x 27 x 31	4	Diamond	50	359.00
NC465	15	400	41 x 29 x 31	41 x 29 x 31	41 x 29 x 31	41 x 29 x 31	3	Diamond	45	316.00
NC466	15	800	41 x 29 x 32	41 x 29 x 32	41 x 29 x 32	41 x 29 x 32	4	Corner	55	393.00
NC467	15	800	41 x 29 x 32	41 x 29 x 32	41 x 29 x 32	41 x 29 x 32	4	Diamond	55	393.00
NA006	16	400	43 x 31 x 33	43 x 31 x 33	43 x 31 x 33	43 x 31 x 33	3	Diamond	50	365.00
NA007	16	800	43 x 31 x 34	43 x 31 x 34	43 x 31 x 34	43 x 31 x 34	4	Corner	60	437.00
NA008	16	800	43 x 31 x 34	43 x 31 x 34	43 x 31 x 34	43 x 31 x 34	4	Diamond	60	437.00
NC468	19	800	43 x 31 x 36	43 x 31 x 36	43 x 31 x 36	43 x 31 x 36	4	Corner	65	499.00
NC469	19	800	43 x 31 x 36	43 x 31 x 36	43 x 31 x 36	43 x 31 x 36	4	Diamond	65	499.00

OPTIONAL SPRING PLATFORM

- Optional spring platform eliminates excess bending, therefore reducing the risk of back related injuries

Model No.	Description	Price/Each
MN466	Can be used with NA002, NA003 & NA004	159.00
MN467	Can be used with NC465, NC466, NC467, NA006, NA007, NA008, NC468 & NC469	165.00

HEAVY-DUTY STARCARTS™

- Designed to offer increased load capacity while maintaining easy mobility
- Molded 100% polyethylene body has a double wall box style lip for greater resistance to impact
- Steel undercarriage
- Molded handle
- 10" and 12" semi-pneumatic wheels are made of durable hard rubber
- 5" swivel rubber or 6" swivel phenolic casters depending on capacity
- Colour: Blue



NG033



Model No.	Capacity		O.A. Dimensions				Wheel Dia."	Caster Dia."	Wt. lbs.	Price /Each
	Cu. ft.	lbs.	L" x W" x H"	L" x W" x H"	L" x W" x H"	L" x W" x H"				
NG033	16	1000	48 x 31 x 34 1/2	48 x 31 x 34 1/2	48 x 31 x 34 1/2	48 x 31 x 34 1/2	10	5	80	608.00
NA052	24	1000	60 x 31 1/2 x 35 1/2	60 x 31 1/2 x 35 1/2	60 x 31 1/2 x 35 1/2	60 x 31 1/2 x 35 1/2	12	5	100	725.00
NA053	39	1500	72 x 35 1/2 x 40	72 x 35 1/2 x 40	72 x 35 1/2 x 40	72 x 35 1/2 x 40	12	6	130	1099.00

JUMBO STARCARTS™

- 6" Threadguard casters in diamond pattern (corner pattern available on request)
- Recessed plywood undercarriage
- Easy access cut-out
- Colour: Grey



Model No.	Capacity		Inside Dim.				Outside Dim.		Max. Load lbs.	Wt. lbs.	Price /Each
	Cu. ft.	lbs.	L" x W" x H"	L" x W" x H"	L" x W" x H"	L" x W" x H"					
NG956	38	60	60 x 40 x 28	60 x 40 x 28	62 x 44 x 38	62 x 44 x 38	1200	180	1189.00		
NG957	60	62	62 x 42 x 42	62 x 42 x 42	65 x 45 x 54	65 x 45 x 54	1500	200	1269.00		

Note: Available with various cut-out options

HEAVY DUTY WHITE WALL POLY BOX TRUCK

- Seamless durable 100% polyethylene bins
- Leakproof and easy to clean
- Available with 3/4" treated plywood undercarriage or all-welded steel chassis with a durable Kleton blue enamel finish
- Includes 2 swivel and 2 rigid casters
- Capacity is based on evenly distributed weight
- Caster type: 4" non-marking blue rubber
- Bin colour: White
- Bin material: White polyethylene
- Caster placement: Corner standard



Model No.	Base	Capacity Cu. ft.	Capacity lbs.	Overall Dimensions L" x W" x H"	Price /Each
TAPERED WALL					
MN990*	Plywood	7	600	33 x 20 x 29	359.00
MN991*	Steel Chassis	7	1000	33 x 20 x 29	599.00
MN992*	Plywood	9	600	37 x 26 x 31	359.00
MN993*	Steel Chassis	9	1000	37 x 26 x 31	629.00
MN994*	Plywood	12	600	39 x 27 x 31	429.00
MN995*	Steel Chassis	12	1000	39 x 27 x 31	699.00
MN998*	Plywood	16	600	43 x 30 x 34	549.00
MN999*	Steel Chassis	16	1000	43 x 30 x 34	829.00
STRAIGHT WALL					
MN996	Plywood	14	600	46 x 28 x 31	499.00
MN997	Steel Chassis	14	1000	46 x 28 x 31	739.00
M0001	Plywood	22	600	57 x 34 x 33	569.00
M0002	Steel Chassis	22	1000	57 x 34 x 33	919.00
M0003	Plywood	25	600	51 x 33 x 39	629.00
M0004	Steel Chassis	25	1000	51 x 33 x 39	999.00

*Stackable for storage

MOBILE INGREDIENT BINS

- Provide storage, protection and easy movement of all your ingredients with a hinged lid
- Smooth inside surface for easy cleaning
- 3" heavy-duty casters (two fixed, two swivel) provide both stability and manoeuvrability
- Made of FDA compliant materials
- Accepted for use in Canadian food processing facilities



Model No.	Capacity Cu. ft.	Capacity Imperial Gal.	Outside Dimensions L" x W" x H"	Lid	Wt. lbs.	Price /Each
NG953	3.36	21	29 x 12.25 x 27	Hinged	20	225.00
NG954	4.4	28	29 x 15 x 27	Hinged	25	235.00
NG955	6	45	33 x 19 x 29	Sliding	35	262.00

LIGHT DUTY ELEVATED STARCARTS™

- A removable plastic body at a back-friendly height makes this the perfect ergonomic solution for dozens of material handling situations
- The raised basket height significantly reduces the low-back strain and fatigue and potential injury
- Colour: Grey



Model No.	Capacity Cu. ft.	Capacity lbs.	Inside Dimensions L" x W" x H"	Overall Dimensions L" x W" x H"	Price /Each
NC470	5	200	30 x 16 x 16	33 x 19 x 28	199.00
NC471	7	200	30 x 20 x 20	33 x 23 x 29	259.00

HEAVY DUTY ELEVATED STARCARTS™

- Built for heavy loads
- Large 4" all-swivel threadguard casters
- Power coated reinforced steel frame
- Removable plastic body
- Bin material: Polyethylene
- Colour: Blue



Model No.	Capacity Cu. ft.	Capacity lbs.	Inside Dimensions L" x W" x H"	Overall Dimensions L" x W" x H"	Price /Each
M0007	3	800	45 x 22 x 5	48 x 24 x 34	669.00
M0006	5	800	35 x 23 x 10	39 x 27 x 29	649.00
M0008	9	1000	45 x 22 x 15	48 x 24 x 36	719.00

PROSAVE™ MOBILE INGREDIENT BINS WITH 32-OZ. SCOOP

- Seamless construction, rounded corners and smooth walls make these bins easy to clean and bacteria free
- Clear, see-through lid with slide-back feature ideal for placing bin under counters
- Includes a scoop hook allowing scoop to be stored in bin and out of product, an ideal solution where cross contamination is a concern, and a 32-oz scoop
- USDA meat and poultry listed
- NSF Certified
- Made of FDA compliant materials



Model No.	Description	Capacity Cu. ft.	Dimensions L" x W" x H"	Price /Each
CA616	Slant front	2 3/4	29.25 x 13.13 x 28	419.00
CA617	Slant front	3 1/2	29.50 x 15.50 x 28	448.00
CA618	Slant front	4 1/8	29.75 x 18 x 28	477.00
CC425	Flat front	3 3/4	22 x 23 x 23	442.00

DOLLIES

HARDWOOD DOLLIES

- Kiln dried
- Countersunk bolts prevent scratches
- Wood thickness: 7/8"
- Rounded edges and handles facilitate storage and movability
- Non-marking casters
- Shipped knocked down



Model No.	Size W" x D"	Caster Type	Caster Size"	Capacity lbs.*	Price /Each
ALL-WOOD					
MN189	18 x 24	Polyolefin	3	900	49.40
MN195	18 x 24	Polyurethane	3	900	54.35
MN201	18 x 24	Polyolefin	4	1000	54.35
MN207	18 x 24	Polyurethane	4	1600	86.35
MN213	18 x 24	Blue Elastic	4	1400	75.15
MN192	18 x 30	Polyolefin	3	900	52.55
MN198	18 x 30	Polyurethane	3	900	57.90
MN204	18 x 30	Polyolefin	4	1000	57.90
MN210	18 x 30	Polyurethane	4	1600	91.80
MN216	18 x 30	Blue Elastic	4	1400	79.95

Model No.	Size W" x D"	Caster Type	Caster Size"	Capacity lbs.*	Price /Each
CARPETED ENDS					
MN190	18 x 24	Polyolefin	3	900	54.15
MN196	18 x 24	Polyurethane	3	900	62.30
MN202	18 x 24	Polyolefin	4	1000	59.60
MN208	18 x 24	Polyurethane	4	1600	94.55
MN214	18 x 24	Blue Elastic	4	1400	82.35
MN193	18 x 30	Polyolefin	3	900	56.75
MN199	18 x 30	Polyurethane	3	900	65.35
MN205	18 x 30	Polyolefin	4	1000	62.40
MN211	18 x 30	Polyurethane	4	1600	99.20
MN217	18 x 30	Blue Elastic	4	1400	86.35

*Evenly distributed

PREMIUM HARDWOOD DOLLIES

MEDIUM-DUTY

- 7/8" wood top; countersunk bolts
- Carpeted dolly will prevent marks and scratches on equipment being moved
- 3" polyolefin casters
- Capacity: 900 lbs. evenly distributed
- Shipped knocked down

HEAVY-DUTY

- 1 3/4" wood top (2 x 1 1/16" pieces); countersunk bolts
- Carpeted dolly will prevent marks/scratches on equipment
- 4" resilient non-marking casters
- Capacity: 1400 lbs. evenly distributed
- Shipped knocked down



Medium-duty



Heavy-duty

Model No.	Dim. W" x D"	Platform Type	Wt. lbs.	Price /Each
-----------	--------------	---------------	----------	-------------

MEDIUM-DUTY				
MA186	18 x 24	Standard	26	82.30
MA187	18 x 24	Carpeted	28	133.00
MD515	18 x 30	Standard	32	88.40
MD516	18 x 30	Carpeted	34	145.00

HEAVY-DUTY				
MA188	18 x 24	Standard	30	116.00
MA189	18 x 24	Carpeted	32	158.00
MD517	18 x 30	Standard	38	131.00
MD518	18 x 30	Carpeted	40	167.00

Model No.	Size W" x D"	Caster Type	Caster Size"	Capacity lbs.*	Price /Each
RUBBER ENDS					
MN191	18 x 24	Polyolefin	3	900	66.60
MN197	18 x 24	Polyurethane	3	900	71.20
MN203	18 x 24	Polyolefin	4	1000	71.20
MN209	18 x 24	Polyurethane	4	1600	108.00
MN215	18 x 24	Blue Elastic	4	1400	94.35
MN194	18 x 30	Polyolefin	3	900	69.10
MN200	18 x 30	Polyurethane	3	900	73.95
MN206	18 x 30	Polyolefin	4	1000	73.95
MN212	18 x 30	Polyurethane	4	1600	113.00
MN218	18 x 30	Blue Elastic	4	1400	98.30

REPLACEMENT CASTERS

Model No.	Description	Price /Each
ML391	3" Swivel Polyolefin	9.75
ML393	4" Swivel Polyolefin	11.30
ML044	3" Swivel Polyurethane	14.35
ML045	4" Swivel Polyurethane	22.45
ML333	4" Swivel Non-Marking Rubber	17.10

DOLLY RACKS

- Converts a basic wood dolly into a multi-purpose panel caddy
- All-welded 1" tube designed for durability
- Tubular steel rack is padded to prevent scratching or marring
- Durable Kleton blue enamel finish

Dolly not included



Model No.	For Use With Wood Dollies	Overall Dimensions W" x D" x H"	Between Rail Clearance"	Wt. lbs.	Price /Each
MD549	24" D	18 x 24 x 43	16	12	130.00
MD550	30" D	18 x 30 x 43	16	15	148.00

STEEL DECK DOLLIES

- Rugged dollies ideal for moving heavy loads
- 14-gauge steel construction
- Optional T-handle facilitates movement with heavy loads
- Four bolted-on 4" swivel non-marking rubber casters
- Capacity: 1200 lbs. evenly distributed
- Durable Kleton blue enamel finish



KLETON

Model No.	Overall Dimensions				Wt. lbs.	Price /Each
	W"	x	D"	x	H"	
MA242	18	x	18	x	7	161.00
MA243	18	x	24	x	7	172.00
MA244	24	x	24	x	7	180.00
MA199	34" Length T-handle				5	69.80

ANGLE FRAME DOLLIES

- Built to withstand tough factory and warehouse environments
- Heavy-duty all-welded 1.5" x 1.5" x 1/8" angle frame construction
- Four bolted-on 4" swivel non-marking rubber casters
- Capacity: 1200 lbs. evenly distributed
- Durable Kleton blue enamel finish



KLETON


Model No.	Overall Dimensions				Wt. lbs.	Price /Each
	W"	x	D"	x	H"	
MA190	18	x	18	x	7	137.00
MA191	18	x	24	x	7	152.00
MA192	24	x	24	x	7	144.00
MA193	24	x	36	x	7	165.00

POLYETHYLENE DOLLIES

- Frame Material: Polyethylene
- Capacity: 1000 lbs. evenly distributed
- Deck Dimensions: 18" W x 30" L
- Deck height: 6.25"
- Wheel Material: Polyolefin
- Steel reinforced structure
- Includes four 4" casters
- Will not splinter or swell
- Round corners and edges
- Rolls easily



MN674



MN675



Model No.	Description	Wt. lbs.	Price /Each
MN674	Flush Top Design	22	124.00
MN675	Padded Top Design	25	199.00

ALUMINUM DECK DOLLIES

- 3/8" aluminum treadplate construction, countersunk bolts
- 4" resilient non-marking casters
- Capacity: 1200 lbs. evenly distributed



KLETON

Model No.	Dimensions			Wt. lbs.	Price /Each
	W"	x	D"		
MA196	18	x	18	25	459.00
MA197	18	x	24	27	464.00
MA198	24	x	24	30	474.00

STEEL LEG DOLLIES

- Wheel material: Polyolefin
- Ideal for moving furniture with legs
- Includes three 1 1/4" x 13/16" swivel hard polyolefin casters
- Three foam pads on top of dolly help prevent scratching
- Inner cup is 1 3/8" in diameter while the outer cup is 2 1/4" in diameter
- Includes swivel hard polyolefin casters



MN677



MN678



Model No.	Frame Material	Capacity lbs.	Deck Dimensions. W" x D"	Deck Height"	Price /Each
MN677	Steel, Painted Black	200	5.75 x 6.75	2.45	12.00
MN678	Zinc Plated / Steel	300	12 x 10.75	2.75	29.60

LIGHTWEIGHT ALUMINUM DOLLIES

- Low profile design with swivel casters and 3" diameter polyolefin wheels
- Riveted, lightweight aluminum construction
- Pierced rim for attaching hook, rope or chain
- Capacity: 900 lbs. evenly distributed

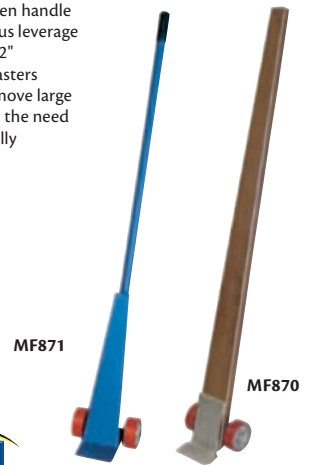


MAGLINER

Model No.	Dimensions			Wt. lbs.	Price /Each
	W"	x	D"		
MD519	18	x	24	12	295.00
MD520	21	x	30	14	333.00

PRY DOLLIES

- Move heavy boxes, die blocks and machinery
- Heavy-duty nose plate gets under the load, 6" steel or wooden handle gives tremendous leverage
- Come with 5" x 2" polyurethane casters
- Use in pairs to move large objects without the need of a separate dolly



MF871


MF870



Model No.	Handle	Cap. lbs.	Nose Plate"	Wt. lbs.	Price /Each
MF870	Wood	4250	6 x 3 1/8	32	269.00
MF871	Steel	5000	6 x 3 1/2	42	293.00



Customize it to your specifications.



HYDRAULIC SCISSOR LIFT TABLES

Kleton tables are available in various capacities and travels to satisfy a wide variety of applications. All models have an integrated hydraulic pump/cylinder assembly. The Kleton scissor lift tables add the value of mobility to the hydraulic lift table concept. Exceptional functionality and manoeuvrability is apparent, whether loaded or empty. In addition, rugged construction and premium-quality hydraulics complement their ease of use with low maintenance.

APPLICATIONS

Kleton tables are used in a wide variety of applications, from stocking shelves in retail stores to lifting and moving materials in warehouses, machine shops and manufacturing operations.

OPERATION

The Kleton design allows workers to easily move and position loads to a convenient working height. By minimizing undesirable lifting, reaching and stretching, Kleton tables increase productivity and decrease workplace injuries.



STANDARD FEATURES

- Heavy-duty construction with captured scissor rollers for maximum stability
- Superior hydraulic systems feature an integrated pump-cylinder for maximum reliability
- High quality casters and wheels for exceptional roll ability (two fixed, two swivel)
- Ergonomic push handle with convenient lowering control
- Lowering control automatically stops when released for added safety
- Convenient maintenance pins secure the scissor legs for inspection and maintenance on larger models
- Quality powder coated finish provides exceptional durability and corrosion resistance
- Colour: Kleton blue



Model No.	Load Cap lbs.	Platform Height		Platform Size		Handle Height"	Pedal Strokes To Max	Weight lbs.	Price /Each
		Lowered"	Raised"	Width"	Length"				
MJ518	330	8 5/8	29	17 3/4	27 1/2	37 3/8	28	94.6	718.00
MJ519	660	11 1/4	34 5/8	19 3/4	32	39	27	151	872.00
MJ520	770	14	51 1/4	19 3/4	35 3/4	38 3/8	53	215	1078.00
MJ521	1100	11 1/4	34 5/8	19 3/4	32	39	27	173	896.00
MJ522	1100	11 1/4	36	31 7/8	63	39	55	341	1405.00
MJ523	1650	16 1/2	35 3/8	20 1/8	39 3/8	39 3/8	45	264	1078.00
MJ524	2200	15	39	20 1/8	40	38 5/8	82	272	1197.00
MJ525	2200	15	53 1/2	29 1/2	80 1/8	39 3/8	200	682	2369.00
MJ526	1545	17 1/2	59 1/8	24	48	40	97	430	2057.00

*Platform height dimensions include the casters.

STAINLESS STEEL HYDRAULIC SCISSOR LIFT TABLES

- Ideal for use in corrosive and wet environments
- Portable ergonomic stainless steel carts eliminate worker bending and lifting while providing maximum protection from corrosion
- Can also be used in conjunction with food grade hydraulic oil for food service applications
- All components assembled from high quality stainless steel except hydraulic cylinder and casters
- Foot pump includes a soft-lowering down valve
- Includes: Four polyurethane casters, two swivel with brakes, and two rigid for mobility



Model No.	Platform Size		Capacity lbs.	Table Height"		Wt. lbs.	Price /Each
	Width"	Length"		Lowered"	Raised"		
MK812	19 1/2	31 1/2	550	9 3/4	33 1/2	160	9599.00
MK813	23 1/2	35 1/2	1100	13	38 1/2	240	12500.00



LIFTING, POSITIONING & STACKING

HYDRAULIC WORK TABLES

- All-welded construction
- Foot operated lifts are ideal for a wide variety of shop functions (lifting dies, transporting heavy parts and positioning materials)
- Hand operated lever lowers the table level and controls the rate of descent
- Telescoping posts for stability and support
- Tops and bases are 3/16" thick steel
- Floor lock ensures table remains in place when loaded
- Two rigid and two swivel bolted-on casters
- **1-year guarantee**



MA433



MA434



MA440



Model No.	Mfg. No.	Capacity lbs.	Table Size			Lowered Height"	Raised Height"	Caster Size"	No of Support Posts	Wt. lbs.	Price /Each
			L"	x	W"						
MA433	260059	200	16	x	16	28 1/2	46	3	0	54	749.00
MA434	260060	500	18	x	18	30 1/2	47 1/2	4	2	122	1329.00
MA435	260061	1000	18	x	36	30 1/2	47 1/2	4	2	168	1749.00
MA442	260062	2000	36	x	24	30 1/2	47 1/2	4	4	308	2349.00
MA443	260063	2000	48	x	32	30 1/2	47 1/2	4	4	350	2749.00
MA436	260064	2000	36	x	24	37	59	6	4	339	2409.00
MA437	260065	2000	48	x	32	37	59	6	4	465	2769.00
MA438	260066	4000	36	x	24	37	59	6	4	349	2614.00
MA439	260067	4000	48	x	32	37	59	6	4	475	2899.00
MA440	260068	6000	36	x	24	37	59	6	4	359	2689.00
MA441	260069	6000	48	x	32	37	59	6	4	485	3019.00

MOBILIFT™ BXB ELECTRIC SCISSOR LIFT TABLES

- Allow workers to easily move and position loads to a convenient working height at the push of a button
- Heavy-duty construction combined with captured scissor rollers provide maximum stability
- Superior hydraulic systems feature an integrated pump-cylinder for maximum reliability
- Convenient maintenance pins provide security by securing the legs during inspection and maintenance
- Quality blue baked enamel finish for durability and corrosion resistance
- Includes: An enclosed 24 V, 3 A charger with removable power cord and three level indicator lights to provide quick indication of charge



Model No	Capacity lbs.	Platform Height		Platform Size		Time to Max Height sec	Wt. lbs.	Price /Each
		Lowered"	Raised"	Width"	Length"			
MK814	660	11 1/2	35	19 7/10	32 1/10	10	280	3929.00
MK815	1100	17 1/5	40 2/5	20 1/2	39 4/5	10	390	4275.00
MK816	1760	17 1/5	38 2/5	20 1/2	39 4/5	12	400	4389.00

DANDY LIFT™ LIFT TABLES

- Dandy Lift™ offers the ideal solution to reliable, economic lifting over years of service
- Pivot points have hardened pins in lifetime lubricated bearings
- Simple grouped controls make tables easy to operate
- Hard chrome-plated pistons and rods resist rust and corrosion for dependability and long life
- Honed heavy-walled cylinders improve both seal performance and durability



MA431



MA421

SOUTHWORTH

Model No	Mfg. No.	Capacity lbs.	Platform Height		Platform Size		Overall Size		Foot Pedal Strokes to Max.	Wt. lbs.	Price /Each
			Lowered"	Raised"	Width"	Length"	Width"	Length"			
MA431	L-150	330	8 3/10	29	17 7/10	28	17 7/10	37 7/10	14	82	1256.00
MA432	L-250	550	9 1/2	31 4/5	19 7/10	31 1/2	19 7/10	38 1/5	20	115	1479.00
MA421	A-350W	770	13 3/5	49 4/5	23 3/5	35 4/5	23 3/5	42 1/10	45	229	2799.00
MA422	A-500	1100	11 4/5	36 3/5	23 3/5	35 4/5	23 3/5	42 1/10	45	194	2039.00
MA423	A-800	1760	13	40 1/5	23 3/5	39 2/5	23 3/5	45 9/10	56	275	2559.00

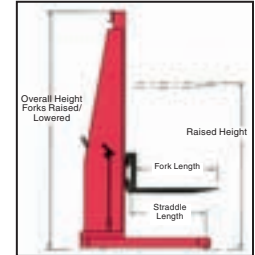
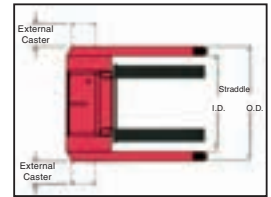
LIFTING, POSITIONING & STACKING

HYDRAULIC STACKERS

- Rugged frame construction
- Solid steel adjustable forks
- Designed for pallet loading and removal from racking storage even in the smallest storage spaces
- Straddle length: 42"
- Fork length: 42"
- Load centre: 24"
- Manually propelled with electric powered hydraulic lift
- Battery powered is standard (AC power available)
- Automatic built-in battery charger included
- Other capacities available
- Self propelled units available upon request

PLEASE SPECIFY WHEN ORDERING:
Single stage stacker between 38" and 50"
Telescopic stacker between 42" and 54"

Note: Inside straddle dimension is recommended to be 2" greater than the overall pallet width (outside straddle is 6" greater than straddle inside dimension).



SINGLE STAGE STACKERS

Model No.	Clearance of Top Mast"	Raised Height of Top Forks"	Capacity lbs.	Wt. lbs.	Price /Each
LT395	72	60	1500	625	5995.00
LT396	82	70	1500	638	6095.00
LT397	92	80	1500	652	6095.00

Other dimensions and capacities available

TELESCOPIC (TWO STAGE) STACKERS

Model No.	Clearance of Top Mast"	Raised Height of Top Forks"	Capacity lbs.	Wt. lbs.	Price /Each
LT398	70	96	1500	815	6995.00
LT399	82	120	1500	875	6995.00
LT400	88	132	1500	900	6995.00
LT401	94	144	1500	924	6995.00

Other dimensions and capacities available

WINCH-OPERATED EASY-LIFTS

- Ideal for use in factory, office or shipping department
- Can perform numerous functions from lifting objects and positioning production at best working height, to moving light loads without tying up heavy equipment
- Manœuvres easily in areas too narrow for a lift truck
- Two swivel casters under forks allow the shop lifter to do a 360° turn on twice the length of the base



LIFFRITE

SPECIFICATIONS:

Capacity:500 lbs. at 10" load centre
 Overall height:60"
 Platform size:20" x 20"
 Lowered platform height:4 1/2"
 Lift above floor:52"
 Wheels:6" diameter
 Swivel Casters:3" diameter
 Weight:98 lbs.
 Model No. MA479 Price/Each \$1469.00

HYDRAULIC PLATFORM LIFT STACKERS

- Allows workers to manoeuvre and lift heavy loads safely to comfortable needed height
- Front 5" and rear 4" phenoliccasters allow loads to be moved easily
- Stacker comes standard with floor locks, safety screen and foot guards for safety



WESCO

SPECIFICATIONS:

Capacity:1000 lbs. at 15" load center
 Overall dimensions:25.5" W x 40" D x 80" H
 Platform size:24" x 24"
 Lowered platform height:5 3/4"
 Raised platform height:68"
 Base legs:15" inner, 21" outer
 Wheels:5" front, 4" rear
 Weight:234 lbs.
 Model No. MH690 Price/Each \$2899.00

HYDRAULIC PLATFORM LIFT STACKERS

- Allow workers to manoeuvre and lift heavy loads safely to comfortable needed height
- Foot pedal folds safely out of the way
- Front 5" polyurethane casters and rear 3" polyurethane wheels allow loads to move easily



KLETON

SPECIFICATIONS:

Capacity:880 lbs.
 Overall dimensions:22 1/2" W x 39" D x 67 3/4" H
 Platform dimensions:25 3/4" L x 22 3/4" W
 Lowered platform height:4"
 Raised platform height:60"
 Weight:174 lbs.
 Model No. MN397 Price/Each \$1395.00

LIFTING, POSITIONING & STACKING

EZ LOADER PALLET LIFTERS

AUTOMATICALLY POSITIONS THE PALLET TO THE PROPER HEIGHT FOR ON OR OFF-LOADING.

- The EZ loader is weight sensitive: it raises and lowers the pallet as the load weight changes, keeping the top of the load at a convenient working height
- Rotating top minimizes walking or reaching during the loading process
- 3-position capacity, adjustable without changing air pressure
- Air pressure capacity adjustment: 10-60 PSI
- Maximum internal air pressure: 135 PSI
- Heavy-duty, structural steel frame is 24 1/3" x 49" at base; turntable is 43" in diameter

Model No. LT459
Price/Each \$5099.00

Bishamon



AIR PALLET PAL LEVEL LOADERS

- Designed for use where pallet loads vary and are changed frequently
- 43 5/8" diameter rolled angle ring riding on low friction bearings and guided by center shaft
- Permanent spring combines with air bag to provide linear response
- Equipped with fork pockets for easy relocation
- Lowered height of 9 1/2", raised height of 30 1/2"
- Base frame dimensions: 48" L x 36" W, including fork truck pockets
- Capacity: 400 to 4500 lbs.
- Weight: 460 lbs.

Model No. LT471
Price/Each \$4029.00



SOUTHWORTH

SPRING-OPERATED PALLET LIFTERS – PALLET PAL®

Speeds loading and unloading of pallets, reduces the danger of fatigue and injury. This lifter is a rugged turntable-equipped platform which lowers and raises the load as weight is applied or removed so that loading/unloading can be done at a convenient height. Reduces time and effort required to load or unload pallets. Heavy-duty springs are calibrated to bring pallets to the most convenient working height. Built-in fork pockets allow for relocation by fork truck and increase stability. Travel height ranges from 9 1/2" to 28". Designed to handle loads up to 4500 lbs. 43 5/8" diameter rotating ring, 45 1/4" L x 43 5/8" W frame.



MF108

SOUTHWORTH

Model No.	Description	Wt. lbs.	Price /Each
MF108	Steel	400	3129.00
MK836	Stainless	500	16265.00

LOW PROFILE DISC TURNTABLES

This disc turntable allows the worker to rotate the entire pallet and build the load from one side without walking, reaching or stretching. The extremely low profile turntable is only 7/8" above floor level and has a 360° floor blend ramp which allows pallets to be rolled on or off using a hand pallet truck.

48 3/4" outside diameter, 43 3/8" interior (movable) diameter.

4000-lb. capacity. Wt. 220 lbs.

Model No. MB733
Price/Each \$1783.00

SOUTHWORTH



ADJUSTABLE PALLET STANDS

- Designed to manually adjust to three different ergonomic working heights
- Unit includes a three position manual adjusting bar with spring assist to help raise and lower the deck
- The pallet stand must be empty when adjusting the height
- Unit is welded steel construction and painted blue
- The bolt on manual carousel, suffix CA, is 40" in diameter by 2" tall and rotates 360°
- **LU261:** Casters consists of 6" x 2" glass filled-nylon (2) rigid and (2) swivel casters with brake
- Platform Dimensions: 42.25" L x 40" W



LU261

Vestil
www.vestil.com

Model No.	Mfg. No.	Description	Cap. lbs.	Raised Height"	Lowered Height"	O.A. Dimensions W" x D" x H"	Price /Each
LU260	PS-4045/CA	Stationary	4000	37.25	12.25	40 x 45.75 x 12.25	1749.00
LU261	PS-4045/CA-CK	Mobile	1500	44.9	18.9	40.5 x 48.7 x 18.9	1899.00

CAROUSEL PALLET TURNTABLES


- Loading and unloading operations that originally required a large amount of time can be done more efficiently with less fatigue and risk of back injury
- This Lazy Susan concept is constructed from two pieces of rolled structural angle
- A series of roller bearings transfer the load smoothly and evenly to the supporting surface
- Overall height is 2 1/4"



Vestil
www.vestil.com

Model No.	Outside Diameter"	Capacity lbs.	Wt. lbs.	Price /Each
MH204	40	2000	43	769.00
MH205	40	4000	47	876.00
MH206	40	6000	47	990.00
MH207	48	2000	51	1079.00
MH208	48	4000	57	1189.00
MH209	48	6000	69	1303.00

LIFTING, POSITIONING & STACKING



HEAVY-DUTY SERIES HYDRAULIC PALLET TRUCKS

Rugged construction makes these pallet trucks the best value for your material handling needs. Up to 27" W x 48" L forks feature entry rollers and tapered design for easy pallet entry and are reinforced for heavy-duty loads. The 3-function hand control (raise, neutral and lower) and the spring-loaded self-righting safety loop handle enhance comfort and ease of operation. Hardened chrome piston with protective dust cover for dependable performance. Durable powder coat finish.



5500-LB. CAPACITY HYDRAULIC PALLET TRUCKS

- Heavy-duty polyurethane tread bonded to cast iron core steering wheels and rollers provide superior performance
- 6 1/4" (158.75 mm) wide forks
- Colour: High visibility orange
- **2-year limited warranty**




Model No.	Pallet Truck Height		Frame Width"	Fork Length"	Price /Each
	Lowered"	Raised"			
MJ484	2 7/8	7 3/4	20 1/2	36	525.00
MJ485	2 7/8	7 3/4	20 1/2	42	525.00
MJ486	2 7/8	7 3/4	20 1/2	48	525.00
MJ487	2 7/8	7 3/4	27	36	525.00
MJ488	2 7/8	7 3/4	27	42	525.00
MJ489	2 7/8	7 3/4	27	48	525.00
ML372*	2 7/8	7 3/4	27	48	525.00

* All nylon steering wheels and rollers

6600-LB. CAPACITY HYDRAULIC PALLET TRUCKS

- Heavy-duty polyurethane tread bonded to cast iron core steering wheels and rollers provide superior performance
- Double rollers for easy moving of extra heavy loads
- Reinforced fork channels deliver exceptional durability
- 6 1/4" (158.75 mm) wide forks
- Colour: Kleton blue
- **2-year limited warranty**



Forks feature double entry rollers and tapered design for easy pallet entry

Model No.	Pallet Truck Height		Frame Width"	Fork Length"	Price /Each
	Lowered"	Raised"			
MJ490	2 7/8	7 3/4	20 1/2	36	620.00
MJ491	2 7/8	7 3/4	20 1/2	42	620.00
MJ492	2 7/8	7 3/4	20 1/2	48	620.00
MJ493	2 7/8	7 3/4	27	36	620.00
MJ494	2 7/8	7 3/4	27	42	620.00
MJ495	2 7/8	7 3/4	27	48	620.00
ML373*	2 7/8	7 3/4	27	48	620.00

* All nylon steering wheels and rollers

HYDRAULIC PALLET TRUCKS

- Heavy-duty polyurethane tread bonded to cast iron core steering wheels and rollers provide superior performance
- Heavy-duty plastic roller facilitates entry and exit of pallets
- 6 1/4" (158.75 mm) wide forks
- Colour: High visibility yellow
- **1-year limited warranty**



Model No.	Forks		Frame Width"	Fork Length"	Capacity lbs.	Price /Each
	Lowered"	Raised"				
ML966	3 1/4	7 1/4	20 1/2	36	5500	420.00
ML967	3 1/4	7 3/4	20 1/2	42	5500	420.00
ML968	3 1/4	7 3/4	20 1/2	48	5500	420.00
ML969	3 1/4	7 3/4	27	36	5500	420.00
ML970	3 1/4	7 3/4	27	42	5500	420.00
ML971	3 1/4	7 3/4	27	48	5500	420.00
ML972*	3 1/4	7 3/4	27	48	5500	420.00

* All nylon core steering wheels and rollers

6' LONG FORK HYDRAULIC PALLET TRUCKS

- Heavy-duty polyurethane thread bonded to cast iron core steering wheels and rollers provide superior performance
- Nylon exit roller facilitates entry and exit of pallets
- 6 1/4" (158.75 mm) wide forks
- Lowered pallet truck height: 3"
- Raised pallet truck height: 7 5/8"
- Colour: High visibility yellow
- **2-year limited warranty**



Model No.	Frame Width"	Fork Length"	Capacity lbs.	Price /Each
MN459	27	72	5500	1295.00

LIFTING, POSITIONING & STACKING

SUPER HEAVY-DUTY HYDRAULIC PALLET TRUCKS

- Extra heavy-duty all steel steering wheels and rollers provide maximum mobility and performance
- Double rollers for easy moving of extra heavy loads
- Heavy-duty plastic exit rollers facilitate entry and exit of pallets
- 6 1/4" (158.75 mm) wide forks
- Colour: Dark blue
- **2-year limited warranty**



KLETON

Model No.	Fork Lowered"	Fork Raised"	Frame Width"	Fork Length"	Capacity lbs.	Price /Each
ML994	3	7 3/8	27	48	11 000	1250.00

LOW PROFILE HYDRAULIC PALLET TRUCKS

- Permits the handling of pallets and containers that are lower than the standard height
- Heavy-duty polyurethane tread bonded to cast iron core steering wheels and all steel rollers provide superior performance
- 1.5" exit ramp facilitates exit of pallets
- 6" (152 mm) wide forks
- Colour: High visibility orange
- **2-year limited warranty**



KLETON

Model No.	Fork Height Lowered"	Fork Height Raised"	Frame Width"	Fork Length"	Capacity lbs.	Price /Each
MN061	2.05	5.5	27	48	5000	675.00

GALVANIZED HYDRAULIC PALLET TRUCKS

- Heavy-duty all nylon steering wheels and rollers provide superior mobility and performance
- Nylon exit roller facilitates entry and exit of pallets
- 6 1/4" (158.75 mm) wide forks
- Lowered pallet truck height: 2.95"
- Raised pallet truck height: 7.09"
- Galvanized finish offers corrosion resistance and is ideal for wet and cold conditions
- **2-year limited warranty**



KLETON

Model No.	Frame Width"	Fork Length"	Cap. lbs.	Price /Each
MN059	27	48	5500	785.00
MN648	27	42	5500	785.00

STAINLESS STEEL HYDRAULIC PALLET TRUCKS

- Heavy-duty all nylon steering wheels and rollers provide superior mobility and performance
- Nylon exit roller facilitates entry and exit of pallets
- 6 1/4" (158.75 mm) wide forks
- High grade 304 stainless steel is ideal for medical, food, sanitary, pharmaceutical, wet and cold applications
- **2-year limited warranty**



KLETON

Model No.	Fork Height Lowered"	Fork Height Raised"	Frame Width"	Fork Length"	Capacity lbs.	Price /Each
MN060	2.95	7.09	27	48	5500	2675.00

DIGITAL SCALE HYDRAULIC PALLET TRUCKS

- Permits the weighing of skids and containers while handling them
- Mettler Toledo digital cUL approved scale offers maximum precision on load weights
- Heavy-duty polyurethane tread bonded to cast iron core steering wheels and rollers provide superior performance
- Nylon roller facilitates entry and exit of pallets
- 6 5/8" (168 mm) wide forks
- Lowered pallet truck height: 3"
- Raised pallet truck height: 7.68"
- Colour: High visibility orange
- **2-year limited warranty**



KLETON

Model No.	Frame Width"	Fork Length"	Capacity lbs.	Price /Each
MN705	27	44 1/2	4400	2325.00

MULTI-DIRECTIONAL HYDRAULIC PALLET TRUCKS

- Transrollers permit lateral movement in addition to forward/backward
- Heavy-duty polyurethane tread bonded to cast iron core steering wheels provide superior performance
- Double load rollers, one polyurethane tread bonded to cast iron core and one nylon for easy moving of extra heavy loads
- 2 1/5" exit ramp facilitates exit of pallets
- 6 1/4" (158.75 mm) wide forks
- Lowered pallet truck height: 2.95"
- Raised pallet truck height: 7.48"
- Capacity: Up to 5500 lbs. in standard mode and up to 3300 lbs. in lateral mode
- Colour: High visibility orange
- **2-year limited warranty**



KLETON

Model No.	Frame Width"	Fork Length"	Price /Each
MN062	27	48	765.00

LIFTING, POSITIONING & STACKING

SKID LIFTS

- Closed fork tips and reinforced chassis ensure long-lasting performance
- Ergonomically designed and comfortable handle
- Single cylinder for increased durability and less maintenance
- Quick-lift function
- Fork width: 6.5"
- Height: Raised: 28"
Lowered: 3.3"
- Capacity: 2200 lbs.
- Extended mast height: 65.5"
- Wheels/rollers: Polyurethane



LU017



LU113

MANUAL SCISSOR LIFTS

- Overall length: 70"

BATTERY SCISSOR LIFTS

- Turning radius: 61.5"
- Lift motor: 0.6 kW
- Battery voltage (V/Ah): 12 V/52 Ah
- Overall length: 67.5"

MANUAL

Model No.	Fork Length"	Frame Width"	Price /Each
LU017	46	20.5	1050.00
LU018	46	27	1050.00

BATTERY

Model No.	Fork Length"	Frame Width"	Price /Each
LU113	46	20.5	2610.00
LU114	46	27	2610.00

SKID LIFTS

- Allows entry into different skids and baskets
- Lightweight design is easy to maneuver with pallet truck style steering configuration
- Stronger and more reliable cylinder
- Quick-lift mechanism on manual lifts allows loads under 400 lbs to be raised with 24 strokes, heavier loads require 72 strokes
- Self-contained battery-powered power pack (electric models) eliminates power source or power cord problems
- Built-in automatic battery charger and charge indicator (electric models)
- Raised bulkhead design provides greater backrest surface, ergonomic location for automatic battery charger and clear view of load
- 24" load center
- Lowered height: 3 1/4", raised height: 31 1/2"
- 8" polyurethane load wheels and 3" polyurethane load roller
- Capacity: 3000 lbs.



MH796



MH748

Model No.	Dim. of Forks W' x L"	Wt. lbs.	Price /Each
MANUAL LIFTS			
MH748	20 1/2 x 48	330	3869.00
MH749	27 x 48	340	3869.00
ELECTRIC LIFTS			
MH796	20 1/2 x 48	430	6269.00
MH797	27 x 48	440	6269.00

PALLET LIFTER

- Heavy-duty steel construction
- Polyurethane load and steering wheels
- Pallets with bottom boards must be placed on top of forks



Model No.	Mfg. No.	Dimensions L" x W"	Fork Height Lowered"	Fork Height Raised"	Capacity lbs.	Wt. lbs.	Price /Each
MN568	272153	44 x 27	3.2	35	1100	258	1849.00

ERGONOMIC PALLET TILTER

- Reliable pallet tilter allows users to tilt and lift pallets to a more convenient and safe work position
- 5" polyurethane steering wheels combined with 3" polyurethane load wheels for mobility
- Forks tilt up to 90° for accurate load positioning
- Lifting range with forks in horizontal position: 3 1/4" to 11"
- Lifting range with backrest in horizontal position: 29" to 37"
- Load center: minimum 7 1/2", maximum 15 1/2"
- 6 1/2" forks are spaced 21 1/2" wide by 31" in length
- 1 year manufacturer's pump warranty



Model No.	Mfg. No.	Fork Width"	Fork Length"	Capacity lbs.	Wt. lbs.	Price /Each
MK824	272950	21 1/2	31	2200	393	2769.00

SEMI-ELECTRIC PALLET TRUCKS

- Features a standard manual pallet truck style and self-propelled movement for easy transporting of goods
- Electric drive and manual lift
- Built-in charger
- Battery discharge indicator
- Automatic lift cut-off for higher battery lifetime
- Suspension casters for better performance with obstacles, stability, and less noise
- Steer wheel: 8" x 2"
- Load rollers: 3" x 3.7"
- Turning radius: 60"
- Travel speed: 2.6/2.8 mph
- Battery voltage: 2 x 12 V/38 Ah
- Capacity: 3300 lbs.
- Fork Width: 6.3"



Model No.	Fork Height Lowered"	Fork Height Raised"	Fork Length"	Frame Width"	Wt. lbs.	Price /Each
LU022	3.25	7.75	48	21.25	365	3657.00
LT470	3.25	7.75	48	27	385	3657.00

SELF-PROPELLED "RIDE-ON" ELECTRIC PALLET TRUCK

- Full electric lifting and self-propelled movement with the option of a "ride-on" operator platform
- AC drive system
- Optional walkie platform w/foldable safety arms
- Key switch, emergency switch and battery discharge indicator
- Beverage holder
- Standard battery compartment size
- Drive wheel: 9.1" dia. x 3"
- Load rollers: 3.2" dia. x 4.3"
- Drive wheel/load rollers: Polyurethane
- Battery voltage: 24 V/175 Ah (Industrial)
- Capacity: 4400 lbs
- Fork Width: 6.8"



Model No.	Fork Height Lowered"	Fork Height Raised"	Fork Length"	Frame Width"	Wt. lbs.	Price /Each
LU027	3.27	4.7	48	21.5	1295	8767.00
LU028	3.27	4.7	48	27	1342	8767.00

ECO "MO" SUPER LOW PROFILE PALLET TRUCK

- Formed C-channel steel
- Reinforced forks
- Quality German-designed pump
- Heavy-duty thrust plate
- Ergonomic cushioned handle
- 3-position finger tip control
- Adjustable push rods
- High-quality powder coat finish
- 200° handle pivot
- Polyurethane wheels and load rollers
- 2" steel load rollers
- Capacity: 2200 lbs..
- Fork Width: 6.5"



Model No.	Fork Height Lowered"	Fork Height Raised"	Fork Length"	Frame Width"	Price /Each
MD729	13/8	4	44.1	20.5	917.00
MD733	13/8	4	44.1	27	917.00

ECO I-55 AUTOMOTIVE BRAKE PALLET TRUCK

- Formed C-channel steel
- Reinforced forks
- Quality German-designed pump
- Heavy-duty thrust plate
- Ergonomic cushioned handle
- 3-position finger tip control
- Adjustable push rods
- High-quality powder coat finish
- 200° handle pivot
- Rubber wheels and polyurethane load rollers
- Capacity: 5500 lbs.
- Fork Width: 6.3"



Model No.	Fork Height Lowered"	Fork Height Raised"	Fork Length"	Frame Width"	Price /Each
LU001	2.9	7.9	48	20.5	489.00
LU002	2.9	7.9	48	27	489.00

4-WAY HYDRAULIC PALLET TRUCK

- Can enter pallet from all 4 sides
- Reinforced forks
- Adjustable fork connecting rods
- Steel 1.70" load wheels
- 6" polyurethane steering wheels
- Capacity: 4000 lbs.
- 3-year limited warranty

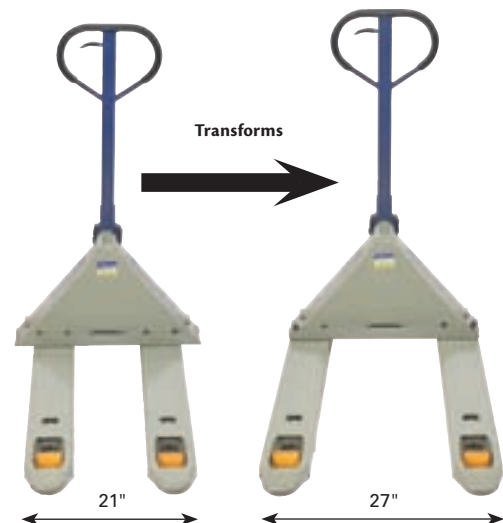


Model No.	Mfg. No.	Frame Width"	Fork Length"	Wt. lbs.	Price /Each
MN136	273400	33	48	241	899.00

ADJUSTABLE WIDTH PALLET TRUCKS

- Fork width adjusts from 21" to 27"
- Fork length: 48"
- 7" mold-on polyurethane steering wheel
- 3" mold-on polyurethane load wheels
- Raised height: 7 3/4"
- Lowered height: 3"
- Forks width: 6"
- Capacity: 5500 lbs.
- 5-year limited warranty

Model No. MI820 Price/Each \$999.00



LIFTING & FORKLIFT ACCESSORIES

LIFT-RITE® TITAN PALLET TRUCKS

- New one-piece pump for improved performance and reliability
- Includes ergonomic handles and articulating steering wheels
- 3" fork lowered height, 7 3/4" fork raised height
- 7" fork width
- Capacity: 5500 lbs.
- **Limited 2-year warranty**



Model No.	Frame Width"	Fork Length"	Wt. lbs.	Price /Each
ML052	20 1/2	36	142	819.00
ML053	20 1/2	42	147	819.00
ML054	20 1/2	48	152	819.00
ML055	27	36	147	819.00
ML056	27	42	157	819.00
ML057	27	48	167	819.00

Note: Custom sizes available

ECO ALL TERRAIN PALLET TRUCK

- Ideal for use outdoors
- Wheels/rollers: Pneumatic
- Formed C-channel steel
- Ergonomic cushioned handle
- 3-position finger tip control
- Overall size: 63" L x 54" W x 48" H
- Steer wheels: 10.4" x 3.1"
- Load wheels: 21.6" x 5.2"
- Adjustable push rods
- High-quality powder coat finish



Model No.	Fork Height Lowered"	Fork Height Raised"	Fork Width"	Fork Length"	Overall Fork Width"	Capacity lbs.	Price /Each
LU112	2	9.2	4.5	34	9 - 29	2650	1498.00

QUICK LIFT HYDRAULIC PALLET TRUCKS

- Lifts to full height with only four pumps when empty
- 2-speed pump automatically switches to low-speed operation
- Allows forks to quickly rise to upper pallet boards for quicker operation
- Each fork measures 7" wide
- Poly-on-steel wheels



Model No.	Fork Height Lowered"	Fork Height Raised"	Frame Width"	Fork Length"	Capacity lbs.	Price /Each
MN365	3	7 1/2	20	48	5500	759.00
MN366	3	7 1/2	27	48	5500	759.00

PALLET JACK STOPS

- Ideal solution for reducing freight claims and trailer damage caused by runaway pallet trucks
- Engineered for tough duty inside trucks and trailers
- The pallet jack stop functions on any surface without slipping

Model No. MN083
Mfg. No. 272175
Price/Each \$55.90



PALLET PULLERS

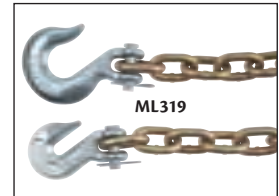
- Efficient way to unload pallets from trucks
- Hardened teeth give positive grip in any pallet
- One-person operation
- Pulls pallets straight or sideways to get out of tight spots
- Capacity: 5000 lbs.



KH863



OPTIONAL 20' HOOK AND CHAIN



ML319



Model No.	Description	Wt. lbs.	Price /Each
KH863	Pallet Puller	16	99.90
ML319	20' Hook and Chain	5	129.00

FORKLIFT SAFE BUMP GUARDS

- Avoid damage to forklift trucks
- Safe-Bump attaches with two 100 lb magnets and (VHB) two way tape
- Made of soft PVC plastic that will absorb energy to prevent damage
- Can be attached to the forks to prevent handling damage
- Dimensions: 18" L x 4" W x 1.5" H

Model No. LU441
Price/Each \$79.90



Protecting Your People



FORKLIFT BATTERY PPE KITS

- Occupational Health and Safety laws require that all personnel wear personal protective equipment (PPE) when performing all battery maintenance or replacement
- Kit includes: neoprene safety handling gloves, safety goggles/eye protection, face safety shield/eye protection, apron, flashlight, battery hydrometer, battery handling mounting board

Model No. LU438
Price/Each \$169.00



Protecting Your People

LIFTING & FORKLIFT ACCESSORIES

FORK EXTENSIONS

- Handle large and odd shaped loads with increased stability and minimum damage
- Fork extension is 2 5/16" thick
- Fork extension may not extend more than 50% beyond existing fork



Model No.	Accommodates Fork Width"	Fork Extension Overall Width"	Length"	Max. Fork Thickness"	Wt. lbs.	Price /Pair
MF776	4	5	63	2	125	525.00
MF778	4	5	84	2	157	609.00
MF782	5	6	63	2	155	549.00
MF784	5	6	84	2	189	629.00
MF785	5	6	96	2	201	669.00
MF788	6	7	63	2	165	619.00
MF789	6	7	72	2	166	679.00
MF790	6	7	84	2	199	757.00
MF791	6	7	96	2	210	795.00

FORK EXTENSIONS

- Handle large and odd shaped loads with increased stability
- Available in 4" and 5" fork widths, with lengths of 72" and 96"
- Easy to use slide-on design
- Steel retaining strap prevents extensions from sliding off forks during use
- Fork extension may not extend more than 50% beyond existing fork



Model No.	Accommodates Fork Width"	Fork Extension Overall Width"	Length"	Wt. lbs.	Price /Pair
ML346	4	5	72	105	448.00
ML347	5	6	72	116	510.00
ML348	4	5	96	140	550.00

WALL BRACKET

- To keep fork extensions out of the way when not in use
- One wall bracket required for each pair of forks



Model No.	Dimensions W" x H"	Wt. lbs.	Price /Each
ML282	6 x 8	5	69.70

Note: Hardware not included

FORK TILT LEVEL INDICATORS

An incorrect tilt angle of a lift truck's forks is the leading cause of damage to pallets, racking and merchandise. Even the most experienced operators have difficulty judging the correct fork tilt when placing pallets high onto racking. That's why Accu-Tilt displays the fork level at all times to prevent damage and increase productivity by eliminating the guess work.

Additionally, the Accu-Tilt's fork tilt level indicator also specifies the correct fork angle to use when moving a load and when parking the lift truck. This valuable device is easily installed on all makes and models of forklifts and lift trucks.

Model No. MN261
Price/Each \$168.00



FORKLIFT SPOTTER LED WARNING LAMP

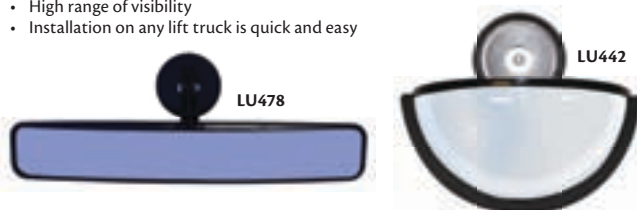
- Provides visual warning for pedestrians; promotes greater safety
- Configured for 12-48 VDC
- Bright blue spot beam pattern projects onto the ground
- IP67 Standard Compliance (Dust & Water Resistant)
- UV-resistant polycarbonate lens
- Mounting hardware M10 - 1.5 x 20mm
- Optional universal mounting kit (see XE492)



Model No.	Lens Pattern	Lens Material	Housing Material	Connector	Price /Each
XE490	Spot	Polycarbonate	Aluminum	Wire Harness	159.00
XE492		Universal Mount			23.40

FORKLIFT MIRRORS

- Know what is going on all around the lift truck at all times
- High range of visibility
- Installation on any lift truck is quick and easy



Model No.	Shape	Size	Mounting Type	Price /Each
LU478	Rectangular	18-1/4" W x 3" H	Magnet	96.50
LU479	Rectangular	8" W x 4-1/4" H	Magnet	96.50
LU442	Dome	9" Dia.	Tape	77.90
LU443	Dome	9" Dia.	Magnet	104.00

FORKLIFT CHECKLIST CADDY KIT

- A complete daily forklift checklist system for forklift operators
- OSHA requires that all forklifts be inspected before the beginning of each shift
- Includes one 75 inspection carbon copy sheet checklist pad
- Includes one pen with attached plastic wire
- Includes one Caddy 4-1/2" x 7" polyethylene envelope with two-way tape for easy mounting



Model No.	Forklift Type	Version	Language	Price /Each
LU454	Propane Counterbalance	Complete Log Kit	English	42.50
LU455	Electric Counterbalance	Complete Log Kit	English	42.50
LU456	Electric Narrow Aisle	Complete Log Kit	English	42.50
LU457	Electric Pallet Truck	Complete Log Kit	English	42.50
LU458	Aerial Work Platform	Complete Log Kit	English	42.50
LU468	Propane Counterbalance	Complete Log Kit	French	42.50
LU469	Electric Counterbalance	Complete Log Kit	French	42.50
LU470	Electric Narrow Aisle	Complete Log Kit	French	42.50
LU471	Electric Pallet Truck	Complete Log Kit	French	42.50
LU472	Aerial Work Platform	Complete Log Kit	French	42.50
LU459	Propane Counterbalance	Replacement Log Book	English	15.90
LU460	Electric Counterbalance	Replacement Log Book	English	15.90
LU461	Electric Narrow Aisle	Replacement Log Book	English	15.90
LU462	Electric Pallet Truck	Replacement Log Book	English	15.90
LU463	Aerial Work Platform	Replacement Log Book	English	15.90
LU473	Propane Counterbalance	Replacement Log Book	French	15.90
LU474	Electric Counterbalance	Replacement Log Book	French	15.90
LU475	Electric Narrow Aisle	Replacement Log Book	French	15.90
LU476	Electric Pallet Truck	Replacement Log Book	French	15.90
LU477	Aerial Work Platform	Replacement Log Book	French	15.90

LIFTING, POSITIONING & STACKING

NYLON SLINGS

All Uni-Web nylon slings are rated with a 5:1 design factor. Used in conjunction with overhead cranes, hoists or winches. Nylon slings are available in single or double ply to protect heavy, irregular sized loads from scratching or marring. Slings must be checked frequently. Should any surface area show signs of wear or cutting, the sling must be replaced immediately. Each is tagged with manufacturer's name and capacity.

DOUBLE EYE SLING TYPE 3

- Commonly used as a basket and/or choker hitch
- For choker hitch pass one eye through the other flat eye, also makes for easy withdrawal from beneath loads

ENDLESS SLING TYPE 5

- Most versatile and widely used sling
- The economical answer to most lifting problems
- Ideal for vertical, choker, and basket hitches

TWISTED EYE SLING TYPE 4

- Reverse eyes make full functional contact with lifting hooks without the use of hardware
- Widely used for both choker and basket hitches



Type 3



Type 4



Type 5

LOAD LIMIT FOR TYPE 1-2-3-4 (LBS.)

Width"	Vertical		Choker		Basket	
	Single	Double	Single	Double	Single	Double
1	1600	3200	1280	2400	3200	6400
2	3100	6200	2480	4960	6200	12400
3	4700	8800	3760	7040	9400	17600
4	6200	11000	4960	8800	12400	22000

LOAD LIMIT FOR TYPE 5 (LBS.)

Width"	Vertical		Choker		Basket	
	Single	Double	Single	Double	Single	Double
1	3200	6200	2560	4960	6400	12400
2	6200	12400	4960	9930	12400	24800
3	9400	17600	7520	14080	18800	35200
4	12400	22000	9920	17600	24800	44000

Type	Width"	Ply	3'		4'		6'		8'		10'		12'	
			Model No.	Price /Each	Model No.	Price /Each	Model No.	Price /Each	Model No.	Price /Each	Model No.	Price /Each	Model No.	Price /Each
TYPE 3	1	Single	LS342	12.00	LS350	12.10	LS358	14.30	LS366	16.60	LS374	18.80	LS382	21.10
		Double	LS343	10.90	LS351	13.50	LS359	18.80	LS367	24.00	LS375	29.20	LS383	34.40
	2	Single	LS344	19.30	LS352	21.30	LS360	25.40	LS368	29.50	LS376	33.60	LS384	40.30
		Double	LS345	19.30	LS353	23.80	LS361	32.90	LS369	42.00	LS377	51.10	LS385	60.20
	3	Single	LS346	26.80	LS354	29.70	LS362	35.50	LS370	41.30	LS378	47.10	LS386	52.90
		Double	LS347	26.80	LS355	33.00	LS363	45.50	LS371	58.00	LS379	70.50	LS387	83.00
	4	Single	LS348	34.10	LS356	37.70	LS364	44.90	LS372	52.10	LS380	59.40	LS388	66.60
		Double	LS349	34.10	LS357	42.00	LS365	57.90	LS373	73.70	LS381	89.60	LS389	105.00
TYPE 4	1	Single	LS390	10.90	LS398	12.10	LS406	14.30	LS414	16.60	LS422	18.80	LS430	21.10
		Double	LS391	10.90	LS399	13.50	LS407	18.80	LS415	24.00	LS423	29.20	LS431	34.40
	2	Single	LS392	19.30	LS400	21.30	LS408	25.40	LS416	29.50	LS424	33.60	LS432	37.70
		Double	LS393	19.30	LS401	23.80	LS409	32.90	LS417	42.00	LS425	51.10	LS433	60.20
	3	Single	LS394	26.80	LS402	29.70	LS410	35.50	LS418	41.30	LS426	47.10	LS434	52.90
		Double	LS395	26.80	LS403	33.00	LS411	45.50	LS419	58.00	LS427	70.50	LS435	83.00
	4	Single	LS396	34.10	LS404	37.70	LS412	44.90	LS420	52.10	LS428	59.40	LS436	66.60
		Double	LS397	34.10	LS405	42.00	LS413	57.90	LS421	73.70	LS429	89.60	LS437	105.00
TYPE 5	1	Single	LS438	12.40	LS446	14.60	LS454	19.00	LS462	23.30	LS470	27.70	LS478	32.00
		Double	LS439	27.50	LS447	32.80	LS455	43.30	LS463	53.80	LS471	64.20	LS479	74.70
	2	Single	LS440	18.50	LS448	22.60	LS456	30.80	LS464	39.00	LS472	47.20	LS480	55.50
		Double	LS441	30.40	LS449	39.30	LS457	57.30	LS465	75.30	LS473	93.20	LS481	111.00
	3	Single	LS442	26.30	LS450	32.10	LS458	43.70	LS466	55.30	LS474	66.90	LS482	78.50
		Double	LS443	51.60	LS451	64.30	LS459	89.70	LS467	115.00	LS475	140.00	LS483	166.00
	4	Single	LS444	32.50	LS452	39.20	LS460	52.50	LS468	65.80	LS476	79.10	LS484	92.40
		Double	LS445	65.50	LS453	81.30	LS461	113.00	LS469	144.00	LS477	176.00	LS485	208.00

Note: Other sizes, capacities and options available

POLYESTER ROUND SLINGS

- Constructed from multiple high tenacity polyester yarns in an endless/continuous loop
- Excellent resistance to ultra-violet light, rotting and mildew
- The high flexibility allows the sling to conform to the load for a secure hold
- No loss of strength when used in water
- Lightweight, easy to rig, store and clean
- Hook and load contact points can be rotated to extend the service life
- Seamless cover, no edges to wear out
- Maximum temperature exposure: 194°F




Model No.	Width'	Length'	Colour	Capacity lbs.			Price /Each	Model No.	Width'	Length'	Colour	Capacity lbs.			Price /Each
				Vertical	Choker	90° Basket						Vertical	Choker	90° Basket	
LT569	2	4	Purple	3000	2400	6000	14.40	LT577	2	10	Yellow	9000	7200	18000	63.10
LT570	2	6	Purple	3000	2400	6000	19.80	LT578	3	6	Red	14000	11200	28000	61.20
LT571	2	8	Purple	3000	2400	6000	23.40	LT579	3	8	Red	14000	11200	28000	74.40
LT572	2	4	Green	6000	4800	12000	19.30	LT580	3	10	Red	14000	11200	28000	93.20
LT573	2	6	Green	6000	4800	12000	27.10	LT581	4	8	Blue	23000	18400	46000	99.00
LT574	2	8	Green	6000	4800	12000	37.00	LT582	4	10	Blue	23000	18400	46000	139.00
LT575	2	6	Yellow	9000	7200	18000	37.00	LT583	4	12	Blue	23000	18400	46000	182.00
LT576	2	8	Yellow	9000	7200	18000	47.00								

Note: Other lengths available upon request

LIFTING, POSITIONING & STACKING

POLYESTER SLINGS

- Mainly used outdoors and can withstand increases in temperature and direct sunlight (i.e. improved UV degradation resistance)
- Used in conjunction with overhead cranes, hoists or winches
- Polyester slings are available in single or double ply to protect heavy, irregular sized loads from scratching or marring
- Slings must be checked frequently
- Should any surface area show signs of wear or cutting, the sling must be replaced immediately
- Each is tagged with manufacturer's name and capacity



DOUBLE EYE SLING TYPE 3

Commonly used as a basket and/or choker hitch or for choker hitch pass one eye through the other flat eye, also makes for easy withdrawal from beneath loads

Reverse eyes make full functional contact with lifting hooks without the use of hardware. Widely used for both choker and basket hitches

economical answer to most lifting problems. Ideal for vertical, choker and basket hitches

TWISTED EYE SLING TYPE 4

ENDLESS SLING TYPE 5

Most versatile and widely used sling. The

LOAD LIMIT FOR TYPE 1-2-3-4 (LBS.)

Width"	Vertical		Choker		Basket	
	Single	Double	Single	Double	Single	Double
1	1600	3200	1280	2400	3200	6400
2	3100	6200	2480	4960	6200	12400
3	4700	8800	3760	7040	9400	17600
4	6200	11000	4960	8800	12400	22000


LOAD LIMIT FOR TYPE 5 (LBS.)

Width"	Vertical		Choker		Basket	
	Single	Double	Single	Double	Single	Double
1	3200	6200	2560	4960	6400	12400
2	6200	12400	4960	9930	12400	24800
3	9400	17600	7520	14080	18800	35200
4	12400	22000	9920	17600	24800	44000

Type	Width"	Ply	3' Model No.	Price /Each	4' Model No.	Price /Each	6' Model No.	Price /Each	8' Model No.	Price /Each	10' Model No.	Price /Each	12' Model No.	Price /Each	
TYPE 3	1	Single	LU116	8.06	LU117	9.08	LU118	11.10	LU119	13.30	LU120	15.30	LU121	17.30	
		Double	LU140	8.67	LU141	10.50	LU142	14.10	LU143	17.60	LU144	21.20	LU145	24.90	
	2	Single	LU122	12.40	LU123	14.10	LU124	17.20	LU125	20.50	LU126	23.80	LU127	27.00	
		Double	LU146	11.70	LU147	14.90	LU148	21.00	LU149	27.10	LU150	33.40	LU151	39.50	
	3	Single	LU128	21.10	LU129	23.30	LU130	27.60	LU131	31.90	LU132	36.30	LU133	40.60	
		Double	LU152	23.30	LU153	27.30	LU154	35.50	LU155	43.70	LU156	51.80	LU157	60.00	
	4	Single	LU134	26.10	LU135	29.10	LU136	35.10	LU137	41.10	LU138	47.10	LU139	53.10	
		Double	LU158	28.60	LU159	34.20	LU160	45.50	LU161	56.70	LU162	68.00	LU163	79.30	
	TYPE 4	1	Single	LU164	8.06	LU165	9.08	LU166	11.10	LU167	13.30	LU168	15.30	LU169	17.30
			Double	LU188	8.67	LU189	10.50	LU190	14.10	LU191	17.60	LU192	21.20	LU193	24.90
		2	Single	LU170	12.40	LU171	14.10	LU172	17.20	LU173	20.50	LU174	23.80	LU175	27.00
			Double	LU194	11.70	LU195	14.90	LU196	21.00	LU197	27.10	LU198	33.40	LU199	39.50
3		Single	LU176	21.10	LU177	23.30	LU178	27.60	LU179	31.90	LU180	36.30	LU181	40.60	
		Double	LU200	23.30	LU201	27.30	LU202	35.50	LU203	43.70	LU204	51.80	LU205	60.00	
4		Single	LU182	26.10	LU183	29.10	LU184	35.10	LU185	41.10	LU186	47.10	LU187	53.10	
		Double	LU206	28.60	LU207	34.20	LU208	45.50	LU209	56.70	LU210	68.00	LU211	79.30	
TYPE 5		1	Single	LU212	8.06	LU213	9.79	LU214	13.50	LU215	17.00	LU216	20.60	LU217	24.20
			Double	LU236	16.10	LU237	20.00	LU238	27.60	LU239	35.30	LU240	42.90	LU241	50.60
		2	Single	LU218	12.40	LU219	15.50	LU220	21.60	LU221	27.70	LU222	34.00	LU223	40.10
			Double	LU242	24.80	LU243	31.00	LU244	43.50	LU245	56.00	LU246	68.40	LU247	81.00
	3	Single	LU224	21.10	LU225	25.20	LU226	33.40	LU227	41.50	LU228	49.70	LU229	57.80	
		Double	LU248	42.20	LU249	50.40	LU250	66.70	LU251	83.00	LU252	99.30	LU253	115.00	
	4	Single	LU230	26.10	LU231	31.70	LU232	42.90	LU233	54.30	LU234	65.60	LU235	76.80	
		Double	LU254	52.10	LU255	63.40	LU256	86.00	LU257	108.00	LU258	132.00	LU259	154.00	

CHAIN SLINGS

- Quality grade 80 alloy steel assembled, feature a design factor of 4:1
- Proof tested and certified to twice the working load limit
- Proof test certificate issued with each sling
- Available with sling hook or grab hook
- Three and four leg assemblies are available upon request
- Slings come with identification tag indicating size, description and working load limit



Sling Hook



Grab hook



Chain Size"	Hook Type	5' Sling Model No.	Price /Each	8' Sling Model No.	Price /Each	10' Sling Model No.	Price /Each
-------------	-----------	--------------------	-------------	--------------------	-------------	---------------------	-------------

SINGLE CHAIN

9/32	Sling	LT521	119.00	LT529	135.00	LT537	145.00
9/32	Grab	LT522	117.00	LT530	132.00	LT538	142.00
3/8	Sling	LT523	166.00	LT531	194.00	LT539	212.00
3/8	Grab	LT524	140.00	LT532	190.00	LT540	208.00
1/2	Sling	LT525	232.00	LT533	276.00	LT541	307.00
1/2	Grab	LT526	221.00	LT534	273.00	LT542	304.00
5/8	Sling	LT527	304.00	LT535	372.00	LT543	417.00
5/8	Grab	LT528	292.00	LT536	361.00	LT544	406.00

Chain Size"	Hook Type	5' Sling Model No.	Price /Each	8' Sling Model No.	Price /Each	10' Sling Model No.	Price /Each
DOUBLE CHAIN							
9/32	Sling	LT545	167.00	LT553	198.00	LT561	218.00
9/32	Grab	LT546	162.00	LT554	193.00	LT562	213.00
3/8	Sling	LT547	244.00	LT555	304.00	LT563	336.00
3/8	Grab	LT548	237.00	LT556	244.00	LT564	329.00
1/2	Sling	LT549	359.00	LT557	448.00	LT565	508.00
1/2	Grab	LT550	359.00	LT558	442.00	LT566	502.00
5/8	Sling	LT551	547.00	LT559	682.00	LT567	773.00
5/8	Grab	LT552	525.00	LT560	660.00	LT568	751.00

Note: Other lengths, hook types and chain types available upon request

CAPACITY LBS.

Chain Size"	Single	Double		
	90°	60°	45°	30°
9/32	3,500	6,100	4,900	3,500
3/8	7,100	12,300	10,000	7,100
1/2	12,000	20,800	17,000	12,000
5/8	18,100	31,300	25,600	18,100

LIFTING, POSITIONING & STACKING

CHAIN HOISTS

- Lightweight steel construction
- Triple spur geared for easy lifting
- Load brake assures safety and load control
- High tensile alloy steel load chain for increased strength and durability
- Latched swivel hooks for added security
- Enclosed chain guide ensures dirt and dust do not affect operation



Model No.	Cap lbs.	Lift'	Wt. lbs.	Price/Each
LS534	1000	10	24	149.00
LS535	2000	10	29	165.00
LS536	3000	10	44	258.00
LS537	4000	10	48	282.00
LS538	6000	10	59	396.00
LS539	10000	10	100	585.00
LS540	1000	20	36	233.00
LS541	2000	20	40	249.00
LS542	3000	20	59	359.00
LS543	4000	20	62	379.00
LS544	6000	20	84	499.00
LS545	10000	20	136	712.00



ADJUSTABLE TROLLEYS

- Easily adjusts to fit various flange and I-beams
- Use on straight or curved track
- Can be installed or removed at any position on the beam
- Heavy-duty cast iron wheels
- Deep width flange provides superior contact with the beam
- Geared trolleys include two geared wheels operated by hand chain
- Safety plate included



Adjustable Plain Trolley



Model No.	Fits I beams"	Cap. lbs.	Wt. lbs.	Price /Each
PLAIN				
LS551	2 11/16 - 5 3/8	1000	10	118.00
LS552	3 1/8 - 6 1/4	2000	17	139.00
LS553	3 1/8 - 6 1/4	4000	28	235.00
LS554	3 7/16 - 7 3/8	6000	46	333.00
LS555	4 13/16 - 9 9/16	10000	73	510.00
GEARED				
LS556	2 11/16 - 5 1/4	1000	18	165.00
LS557	3 1/8 - 5 15/16	2000	25	203.00
LS558	3 1/8 - 7 1/16	4000	36	283.00
LS559	3 7/16 - 7 3/8	6000	54	354.00
LS560	4 3/4 - 7 3/4	10000	81	637.00



Adjustable Geared Trolley

CBT ADJUSTABLE TROLLEYS

- Adjustable trolleys are available in plain and geared to fit most applications up to 8.7" beam flange widths
- Dual tread wheels will fit either tapered or flat beam flanges and include permanently lubricated, shielded ball bearings for long life and reduced maintenance
- **Lifetime warranty**



Model No.	Capacity Tons	Capacity lbs.	Stand Beam Height"	Stand Beam Width"	Wt. lbs.	Price /Each
PLAIN						
LT296	1/2	1000	4-24	2.0-8.7	19	309.00
LT297	1	2000	5-24	2.3-8.7	26	379.00
LT299	2	4000	6-24	2.3-8.7	46	519.00
LT300	3	6000	8-24	3.0-8.7	86	989.00
LT301	5	10000	10-24	3.5-8.7	130	1473.00
GEARED						
LT302	1	2000	5-24	2.3-8.7	26	709.00
LT304	2	4000	6-24	2.3-8.7	46	849.00
LT305	3	6000	8-24	3.0-8.7	86	1190.00
LT306	5	10000	10-24	3.5-8.7	130	1639.00



LEVER HOISTS

- Lightweight steel construction
- Short steel handle rotates 360° to allow operation in any position
- Load brake assures safety and load control
- High tensile alloy steel load chain for increased strength and durability
- Latched swivel hooks for added security
- Enclosed chain guide ensures dirt and dust do not affect operation



Model No.	Cap lbs.	Lift'	Wt. lbs.	Price/Each
LS546	1500	5	15	270.00
LS547	2000	5	18	283.00
LS548	3000	5	24	307.00
LS549	6000	5	42	490.00
LS550	12000	5	62	757.00



LEVER HOISTS

SERIES 602 MINI RATCHET

The Series 602 mini hoist is the most compact ratchet lever hoist in the market

- Use in confined conditions with one hand operation
- Free chaining feature serves to quickly attach the load
- Impact resistant all-steel frame, gear case and cover

Model No.	Capacity lbs.	Lift'	Weight lbs.	Price /Each
LS706	550	5	6	299.00
LS707	1100	5	7	389.00
LT591	550	10	7	379.00
LT592	1100	10	8	489.00

Note: Additional lifts and capacities available on request

SERIES 653 LEVER

With a complete lever that rotates 360°, the short handle puller is ideal for tight quarters

- Impact resistant, stamped steel frame, gear case and cover for durability and lightweight
- Weston-type braking system for positive load control and positioning
- Simple one-handed, free chaining for fast load attachment
- Minimal maintenance with no special tools required

Model No.	Capacity lbs.	Lift'	Weight lbs.	Price /Each
LS720	1500	5	15	469.00
LS721	3000	5	27	609.00
LS722	6000	5	45	989.00
LS723	12000	5	52	1798.00
LT593	1500	10	16	539.00
LT595	3000	10	31	699.00
LT597	6000	10	52	1119.00
LT594	1500	15	17	599.00
LT596	3000	15	36	779.00

Note: Additional lifts and capacities available on request

SERIES 640 PULLER

The Series 640 long handle puller is ideal for a broad range of pulling applications

- Easy one-hand operation
- Free chaining for fast, easy attachment to load
- Tough yet lightweight aluminum construction and powder coat finish
- 5' lift
- **Lifetime warranty**

Model No.	Capacity lbs.	Lift'	Weight lbs.	Price /Each
LS724	1500	5	17	979.00
LS725	3000	5	26	1369.00
LS726	6000	5	38	1773.00
LS727	12000	5	73	3369.00



SHOPSTAR ELECTRIC HOISTS

- Rugged construction and compact design makes this unit ideal for a variety of commercial and industrial applications
- The H4 duty cycle rating allows the hoist to be used in production and maintenance environments
- Rugged cast aluminum alloy hoist frame
- Fully enclosed non-ventilated hoist frame protects motor from environmental contamination
- Includes a standard protector overload device
- 6 1/2' power cord molded 3-prong plug on 115 V units
- Gear train lifetime lubricated with non-oxidizing grease
- 10-pocket oblique lay liftwheel provides longer chain wear
- Alloy load chain • Standard lift: 10'
- Hook mount suspension
- Epoxy powder coat finish
- Lifetime warranty
- cUL approved and meets ASME B30.16

Model No.	Capacity lbs.	Lift Speed FPM	Voltage	Phase	Weight lbs.	Price /Each
LT598	250	16	115	1	28	2349.00
LT599	300	16	115	1	28	2349.00
LT600	500	8	115	1	34	2709.00
LT601	600	8	115	1	34	2709.00
LT602	1000	6	115	1	34	3079.00
LT603	250	24	575	3	28	2407.00
LT604	300	16	575	3	34	2349.00
LT605	500	16	575	3	28	2880.00
LT606	600	12	575	3	34	2765.00
LT607	600	20	575	3	32	2819.00

Note: Additional lifts & capacities available on request

SHOPAIR CHAIN HOISTS

- Rugged cast aluminum alloy hoist frame and industrial-duty air motor makes this unit an ideal hoist for a workstation and/or production line
- Includes a standard protector overload device
- Fully enclosed non-ventilated hoist frame protects motor from environmental contamination
- 10-pocket, oblique lay liftwheel provides longer chain life
- Hook mount suspension
- Variable flow, two lever pendant for precise load spotting
- Gear train lifetime lubricated with non-oxidizing grease
- Hardened forged steel, latch-type lower hook rotates 360°
- Alloy load chain • Standard lift: 10'
- Epoxy powder coat finish provides a durable exterior
- Lifetime warranty
- Meets ASME B30.16

Model No.	Capacity lbs.	Lift Speed FPM	Headroom"	Weight lbs.	Price /Each
LT608	500	16	11-15/16"	32	3499.00
LT609	300	31	10-7/8"	28	3149.00
LT610	600	16	10-7/8"	30	3499.00
LT611	500	21	10-7/8"	34	3398.00
LT612	1000	11	11-15/16"	45	3759.00

Note: Additional lifts & capacities available on request

MAN GUARD ELECTRIC CHAIN HOISTS

- Designed for a long and dependable service life for heavy duty applications
- Overload protection - clutch prevents lifting beyond load capacity
- H4 duty motor classification rated for heavy duty use
- Class F insulation and thermal switch in motor
- Oil bath lubricated helical gears
- Powder coat painted housing
- Zinc-plated chain
- Hard-wired power/pendant cords
- Open design allows quick access to AC brake, control panel and simple wiring change to switch voltages
- Includes hook mount suspension, lug mount suspension is available on request
- Standard lift: 10'
- Optional Variable Frequency Drive (VFD) with 3-speed infinitely variable pendant allows operator to adjust lifting speeds without interruption
- CSA approved and meets ASME B30.16"

Model No.	Capacity lbs.	Lift Speed FPM	Voltage	Phase	Weight lbs.	Price /Each
LT642	500	16	115	1	77	3140.00
LT643	1000	16	115	1	80	3584.00
LT644	2000	16	115	1	89	3950.00
LT645	4000	8	115	1	111	4849.00
LT646	6000	5	115	1	136	6209.00

Note: Additional lifts & capacities available on request

LODESTAR ELECTRIC CHAIN HOISTS

- Features quiet operation, an environment friendly design, easy access to components, high duty cycles, along with less maintenance and enhanced safety features
- Lifetime grease-lubricated gear box
- 5-pocket liftwheel
- Zinc-plated chain
- Precision gears
- Clutch is located outside the load path, preventing slipping of the load in an overload condition when the brake is not powered
- Fabric chain container and rigid hook suspension standard on every Lodestar
- Hook mount standard, lug mount available upon request
- Standard lift: 10' • Lifetime warranty
- CSA approved and meets ASME B30.16
- AC electrical brake or double DC brake available
- Variable speed drive (VFD) or traditional 2 speeds available

Model No.	Capacity lbs.	Lift Speed FPM	Voltage	Phase	Weight lbs.	Price /Each
LT613	250	32	115	1	54	3526.00
LT614	250	60	115	1	67	3944.00
LT615	500	16	115	1	53	4090.00
LT616	500	32	115	1	61	4299.00
LT617	1000	8	115	1	71	4499.00
LT618	1000	16	115	1	61	4673.00
LT619	2000	8	115	1	72	4959.00
LT620	2000	16	115	1	113	5229.00
LT621	4000	8	115	1	131	6415.00
LT622	250	32	575	3	162	P.O.A.
LT623	250	60	575	3	64	P.O.A.
LT624	500	16	575	3	61	P.O.A.
LT625	500	32	575	3	64	P.O.A.
LT626	1000	8	575	3	69	P.O.A.
LT627	1000	16	575	3	65	P.O.A.
LT628	2000	16	575	3	110	P.O.A.
LT629	2000	32	575	3	117	P.O.A.
LT630	4000	8	575	3	130	P.O.A.
LT631	4000	16	575	3	135	P.O.A.
LT632	6000	5.5	575	3	158	P.O.A.
LT633	6000	11	575	3	162	P.O.A.

Note: Additional lifts & capacities available on request

HURRICANE 360° CHAIN HOISTS

- Features a patented chain guide that rotates a full 360° for operation in any direction
- Ideal for drifting applications and use in tight spaces
- Operator can safely stand away from the load at any angle, including from above the unit
- Standard overload limiter • Meets ASME B30.16

Model No.	Lift'	Capacity lbs.	Weight lbs.	Price/Each
LT634	10	1000	18.5	539.00
LT636	10	2000	26.5	619.00
LT638	10	4000	42.1	959.00
LT640	10	6000	68	1627.00
LT635	15	1000	23	666.00
LT637	15	2000	28.7	759.00
LT639	15	4000	47.8	1108.00
LT641	15	6000	79	1839.00

Note: Additional lifts & capacities available on request

MANUAL CHAIN HOISTS

- Simple, efficient, economical design
- Equipped with hardened load chain for flexibility and long wear
- Compact design, low headroom and lightweight steel construction for easy installation, even in confined spaces
- Brake requires no lubrication
- Forged swivel hooks with latches reduce twisting of chain and unintentional unhooking of load when chain is slack
- Standard hand chain drop is 2' less than lift

Model No.	Cap. Tons	Lift'	Wt. lbs.	Price/Each
QG621	1/2	10	18	259.00
QG622	1	10	26	289.00
Q1069	2	10	61	579.00
LS935	3	10	89	709.00
LS937	5	10	91	1605.00
LS930	1/2	20	30	439.00
LS932	1	20	38	549.00
LS934	2	20	80	989.00
LS936	3	20	109	1399.00
LS938	5	20	123	2299.00

Note: Additional lifts & capacities available on request

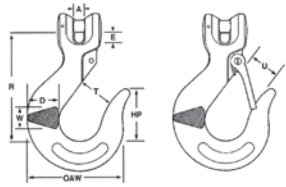


LIFTING, POSITIONING & STACKING

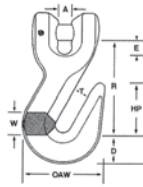
ALLOY STEEL HOOKS & CONNECTING LINKS

CONSTRUCTED OF GRADE 100 ALLOY STEEL, THESE CHAIN HOOKS ARE RECOMMENDED FOR OVERHEAD LIFTING.

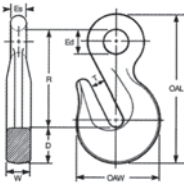
Clevis sling hooks with latch



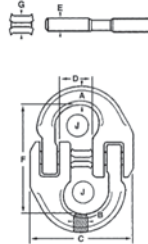
Clevis grab hooks



Eye grab hooks



Connecting links



CLEVIS SLING HOOKS WITH LATCH

Model No.	Recom. Chain Inches	Dia. mm	Max. Working Load lbs.	R mm	T mm	U mm	A mm	E mm	D mm	W mm	HP mm	OAW mm	Wt. lbs.	Price /Each
LB402	9/32	7	4300	95	32	27	8	9	29	19	44	98	1.3	47.40
LB404	1/2	13	15000	146	48	40	14	16	48	32	68	156	5.4	96.40

CLEVIS GRAB HOOKS

Model No.	Recom. Chain Inches	Dia. mm	Max. Working Load lbs.	Load Pin							OAW mm	Wt. lbs.	Price /Each	
				R mm	T mm	A mm	E mm	Dia. mm	D mm	W mm				
LB407	9/32	7	4300	60	10	8	9	10	21	16	32	51	0.5	29.20
LB408	3/8	10	8800	74	13	11	13	13	32	19	41	71	1.6	34.10
LB409	1/2	13	15000	94	17	14	16	16	38	24	51	89	2.6	61.80
LB410	5/8	16	22600	113	20	18	19	19	44	31	67	105	5.8	82.80
LB411	3/4	20	35300	130	25	21	22	22	54	35	83	124	8.8	119.00

EYE GRAB HOOKS

Model No.	Recom. Chain Inches	Dia. mm	Max. Working Load lbs.	R mm	T mm	ED mm	ES mm	D mm	W mm	OAL mm	OAW mm	Wt. lbs.	Price /Each
LB413	9/32	7	4300	64	9	14	9	21	15	94	47	0.6	13.90
LB414	3/8	10	8800	61	13	19	11	29	17	102	65	0.9	17.50
LB415	1/2	13	15000	86	17	28	14	37	22	137	89	2.8	36.90
LB416	5/8	16	22600	107	20	31	18	44	28	169	108	4.7	59.70
LB417	3/4	20	35300	131	24	37	25	54	35	210	132	7.5	88.90

CHAIN TO COMPONENT CONNECTING LINKS

Model No.	Recom. Chain Inches	Dia. mm	Max. Working Load lbs.	Load kg	A mm	B mm	C mm	D mm	E mm	F mm	G mm	Wt. lbs.	Price /Each
LB418	7/32	5.5	2100	970	7	6	33	11	4	39	10	0.1	19.40
LB419	9/32	7	4300	1950	10	9	40	14	5	56	8	0.27	21.60
LB420	3/8	10	8800	4000	13	11	60	21	8	70	11	0.55	24.10
LB421	1/2	13	15000	6800	17	14	76	26	10	86	16	2	39.90
LB422	5/8	16	22600	10300	21	18	98	33	12	105	17	3	52.20
LB423	3/4	19	35300	16000	24	24	117	40	14	121	16	4	87.60
LB424	1	26	47700	21600	31	29	149	52	17	149	35	8	206.00
LB425	1 1/4	32	72300	32800	38	35	187	58	24	179	41	16	317.00

GRADE 70 TRANSPORT HOOKS

- Extremely strong and resistant hook
- Mainly used in transport industry in conjunction with Grade 70 chain tie downs, towing, lumbering and other similar tasks

CLEVIS GRAB HOOKS

Model No.	Diameter"	Capacity lbs.	B"	C"	Dimensions E"	H"	T"	Wt. lbs.	Price /Each
LU276	1/4	3150	0.32	1.81	3.05	0.34	0.47	0.38	2.81
LU277	5/16	4700	0.43	2.12	3.66	0.44	0.59	0.70	4.42
LU278	3/8	6600	0.48	2.53	4.42	0.50	0.72	1.04	5.84
LU279	1/2	11300	0.57	3.56	5.72	0.66	0.78	2.06	12.50

CLEVIS GRAB HOOKS W/LATCH

Model No.	Diameter"	Capacity lbs.	Dimensions B"	H"	Wt. lbs.	Price /Each
LU284	1/4	3150	0.354	0.394	0.64	9.41
LU285	5/16	4700	0.394	0.433	0.96	13.29
LU286	3/8	6600	0.472	0.500	1.34	16.60
LU287	1/2	11300	0.752	0.661	2.75	23.70

CLEVIS SLIP HOOKS

W/O Latch Model No.	W/Latch Model No.	Diameter"	Capacity lbs.	Dimensions B"	C"	E"	H"	T"	Wt. lbs.	Price /Each
LU280	LU288	1/4	2750	0.32	2.75	3.95	0.94	0.50	0.38	3.55
LU281	LU289	5/16	4300	0.43	3.06	4.52	1.06	0.56	0.70	4.78
LU282	LU290	3/8	5250	0.45°	3.63	5.15	1.31	0.66	1.04	7.37
LU283	LU291	1/2	9000	0.57	4.81	6.53	1.69	0.91	2.06	16.90

LOAD BINDERS

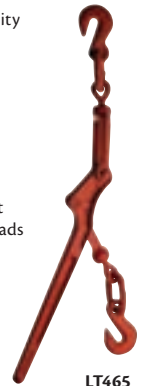
- Forged and heat treated
- With two strong, full rotation swivels
- Profiled mid-section to give extra stability
- Working load limit rating embossed on handle

WARNINGS:


- Do not exceed indicated working load limits (WLL)
- WLL indicated to help establish number of tie-downs required for load
- Familiarize yourself with local transport regulations regarding the securing of loads
- Check binders frequently for cracks, deformations, wear or other damages
- To prevent further use, destroy binders showing any of above symptoms

WHEN TYING DOWN OR UNTYING LOADS:

- Do not stand on loads to be tied down
- Make sure to have good footing and position yourself and any by-standers clear of path of moving handle
- The use of handle extensions (cheater pipes) is not recommended
- Always secure handle by wrapping loose end of chain around handle, because tie-downs have a tendency to get loose due to shifting loads



LT465



LT463



Model No.	Chain Size"	WLL lbs.	Wt. lbs.	Price /Each
-----------	-------------	----------	----------	-------------

LEVER CHAIN BINDER

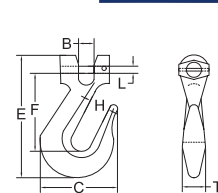
LT465	1/4 - 5/16	2600	3.5	23.00
LT466	5/16 - 3/8	5400	8.1	32.50
LT467	3/8 - 1/2	9200	12.4	56.80

RATCHET CHAIN BINDER

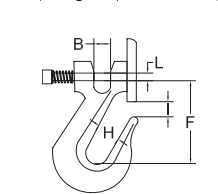
LT462	1/4 - 5/16	2600	3.7	26.28
LT463	5/16 - 3/8	5400	10	43.40
LT464	3/8 - 1/2	9200	12.9	55.30

RECOILLESS CHAIN BINDER

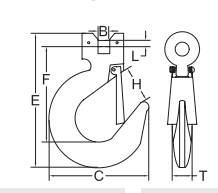
LT468	5/16 - 3/8	5400	8.9	42.70
-------	------------	------	-----	-------



LU276



LU284



LU280

LIFTING, POSITIONING & STACKING

CHAINS

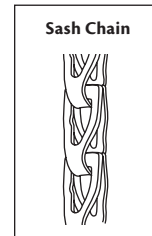
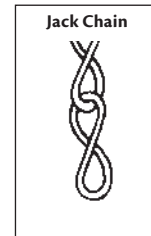
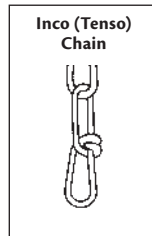
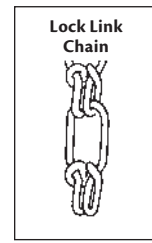
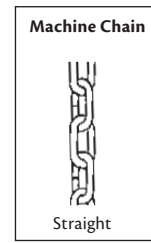
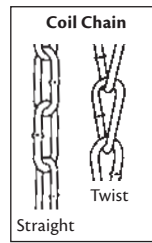
General purpose chain used for binding, towing, and logging applications.

Important: The chains listed below are not to be used for overhead lifting.

Grade 30: Suitable for ordinary purposes such as log chains, guard rail chains and towing chains. To be used for certain implement and equipment parts where high strength to weight ratios are not a consideration.

Grade 40: Frequently used in place of grade 30 chain to fabricate logging chains, binder chains, tiedowns and towing chains where improved strength to weight ratios are required for ease of handling.

Grade 70: Developed to meet transport load binding regulations where applicable. Also used in lumbering, mining and other industries where a high strength to weight ratio is required.



Priced per Package

Model No.	Trade Size	Description	Working load Limit lbs.	Feet per pkg.	Price /Each
WELDED CHAIN					
LB332	3/16"	Grade 30 Proof Coil Chain - BK	800	250	258.00
LB333	1/4"	Grade 30 Proof Coil Chain - BK	1300	141	222.00
LB334	5/16"	Grade 30 Proof Coil Chain - BK	1900	92	219.00
LB335	3/8"	Grade 30 Proof Coil Chain - BK	2650	63	205.00
LB336	1/2"	Grade 30 Proof Coil Chain - BK	4500	40	238.00
LB337	1/4"	Grade 40 High Test Chain - BK	2600	150	363.00
LB338	5/16"	Grade 40 High Test Chain - BK	3900	100	324.00
LB339	3/8"	Grade 40 High Test Chain - BK	5400	75	295.00
LU268	1/4"	Grade 70 Transport Chain - YC	3150	400	767.00
LU269	1/4"	Grade 70 Transport Chain - YC	3150	65	134.00
LU270	5/16"	Grade 70 Transport Chain - YC	4700	275	749.00
LU271	5/16"	Grade 70 Transport Chain - YC	4700	50	150.00
LU272	3/8"	Grade 70 Transport Chain - YC	6600	200	750.00
LU273	3/8"	Grade 70 Transport Chain - YC	6600	45	176.00
LU274	1/2"	Grade 70 Transport Chain - YC	11300	100	584.00
LU275	1/2"	Grade 70 Transport Chain - YC	11300	25	153.00
LB344	#3	Coil Chain - Straight Link - BK	255	100	99.20
LB345	#2	Coil Chain - Straight Link - BK	310	100	110.00
LB346	1/0	Coil Chain - Straight Link - BK	440	100	135.00
LB347	2/0	Coil Chain - Straight Link - BK	520	100	146.00
LB348	#3	Coil Chain - Twist Link - BK	255	100	199.00
LB351	#4	Machine Chain - Straight Link - BK	215	100	159.00
LB352	#3	Machine Chain - Straight Link - BK	270	100	159.00
LB353	#2	Machine Chain - Straight Link - BK	325	100	163.00
LB354	2/0	Machine Chain - Straight Link - BK	545	100	178.00
LB355	#4	Machine Chain - Twist Link - BK	205	100	252.00
LB356	#3	Machine Chain - Twist Link - BK	255	100	307.00
LB357	2/0	Machine Chain - Twist Link - BK	520	175	393.00
LB358	#3	Machine Chain - Straight Link - Brass	270	50	110.00

BK = Blu-Krome YC = Yellow Chromate

Priced per Package

Model No.	Size	Description	Working load Limit lbs.	Feet per pkg.	Price /Each
WELDLESS CHAIN					
LB360	#3	Inco (Tenso) Chain - BK	90	100	49.60
LB361	#2	Inco (Tenso) Chain - BK	115	100	49.90
LB362	#1	Inco (Tenso) Chain - BK	155	100	59.40
LB363	1/0	Inco (Tenso) Chain - BK	200	100	68.80
LB364	2/0	Inco (Tenso) Chain - BK	255	100	70.50
LB365	3/0	Inco (Tenso) Chain - BK	305	150	113.00
LB367	#2	Lock Link Chain - BK	155	100	77.90
LB368	1/0	Lock Link Chain - BK	265	100	94.60
LB369	4/0	Lock Link Chain - BK	485	100	130.00
LB370	3/0	Lock Link Chain - BK	405	125	141.00
LB372	#16	Single Jack Chain - Steel - BK	10	100	55.70
LB373	#14	Single Jack Chain - Steel - BK	16	100	64.90
LB374	#12	Single Jack Chain - Steel - BK	29	100	72.40
LB375	#10	Single Jack Chain - Steel - BK	43	100	85.40
LB376	#8	Single Jack Chain - Steel - BK	60	100	92.70
LB382	#35	Sash Chain - BK	106	100	86.30
LB383	#40	Sash Chain - BK	131	100	110.00

BK = Blu-Krome YC = Yellow Chromate

CHAIN HOOKS

- All hooks are grade 40 with a self-coloured finish
- Not to be used for over head lifting

Model No.	Size Dia."	Max. Working Load Limit lbs.	Price /Each
HEAT TREATED CLEVIS GRAB HOOK			
LT357	1/4	2600	3.08
LT273	5/16	3900	3.99
LT274	3/8	5400	9.84
LT358	1/2	9200	9.95
HEAT TREATED SLIP HOOK			
LT275	1/4	2600	3.97
LT276	5/16	3900	4.66
LT359	3/8	5400	6.39
LT360	1/2	9200	13.40



LIFTING HOOKS

- Highly secure industrial lifting hooks are manufactured of grade 100 alloy steel, which can be used in all applications
- When used in conjunction with grade 80 or 100 alloy chain and fittings, assemblies may be used for overhead lifting



Model No.	Size Dia."	Max. Working Load Limit lbs.	Wt lbs.	Price /Each
LT277	9/32	4300	1.2	42.10
LT278	3/8	8800	2.7	61.50
LT279	1/2	15000	5	84.80

LIFTING, POSITIONING & STACKING

GALVANIZED AIRCRAFT CABLES

Dia."	Breaking Strength lbs.	Model No.	Feet Per Pkg.	Price /Each	Model No.	Feet Per Pkg.	Price /Each
3/64	270	LA893	100	9.69	LB030	500	34.50
1/16	480	LA894	100	11.00	LB031	500	40.80
5/64	650	LA895	100	11.00	LB032	500	41.40
3/32	920	LA896	100	14.00	LB033	500	56.30
1/8	1700	LA897	100	19.20	LB034	500	75.90
5/32	2600	LA898	100	26.60	LB035	500	110.00
3/16	3700	LA899	100	33.70	LB036	500	139.00
1/4	6100	LA900	100	51.60	LB037	500	219.00
3/32	1000	LA902	100	24.90	LB039	500	106.00
1/8	2000	LA903	100	23.00	LB040	500	89.70
5/32	2800	LA904	100	30.20	LB041	500	122.00
3/16	4200	LA905	100	37.20	LB042	500	154.00
1/4	7000	LA906	100	55.20	LB043	500	235.00
5/16	9800	LA907	100	76.60	LB044	500	332.00
3/8	14400	LA908	100	102.00	LB045	500	444.00
1/2	20700	LA909	100	162.00	LB046	500	837.00

Special sizes available on request

COATED GALVANIZED CABLE (PVC)

Outside Dia."	Inside Dia."	Construction	Colour	Model No.	Feet Per Pkg.	Price /Each	Model No.	Feet Per Pkg.	Price /Each
3/16	1/8	7 x 19	Clear	LA910	100	46.90	LB289	500	159.00
3/16	1/8	7 x 19	Red	LA911	100	58.00	LB290	500	159.00

Special sizes available on request

TURNBUCKLES

Eye & Eye Model No.	Hook & Hook Model No.	Diameter Take-Up"	Working Load Limit lbs.		Wt. lbs.	Price /Each
			E & E	H & H		
LA947	LA961	5/16 x 4 1/2	800	700	0.45	8.12
LA948	LA962	3/8 x 6	1200	1000	0.75	9.66
LA949	LA963	1/2 x 6	2200	1500	1.5	15.60
LA950	LA964	1/2 x 9	2200	1500	1.75	19.40
LA951	LA965	1/2 x 12	2200	1500	2.18	22.60
LA952	LA966	5/8 x 6	3500	2250	2.63	23.50
LA953	LA967	5/8 x 9	3500	2250	3	27.40
LA954	LA968	5/8 x 12	3500	2250	3.25	31.00
LA955	LA969	3/4 x 6	5200	3000	3.75	35.30
LA956	LA970	3/4 x 9	5200	3000	4.5	42.30
LA957	LA971	3/4 x 12	5200	3000	5.75	46.20
LA958	LA972	7/8 x 12	7200	4000	8.35	68.00
LA959	LA973	1 x 6	10000	5000	9.04	77.90
LA960	LB286	1 1/2 x 12	21400	7500	27	144.00

EYE BOLTS

Model No.	Dia. & Take-up"	Working Load Limit lbs.	Price /Each
REGULAR NUT EYE BOLTS (Galvanized, Drop-Forged)			
LA974	5/16 x 4 1/4	800	3.47
LA975	3/8 x 2 1/2	1200	3.47
LA976	3/8 x 4 1/2	1200	4.25
LA977	1/2 x 8	2200	8.61
LA978	1/2 x 10	2200	13.20
LA979	5/8 x 4	3500	9.28
LA980	5/8 x 12	3500	16.30

Model No.	Dia. & Take-up"	Working Load Limit lbs.	Price /Each
SHOULDER NUT EYE BOLT (Galvanized, Drop-Forged)			
LA981	3/8 x 2 1/2	1200	3.41
SHOULDER TYPE MACHINERY EYE BOLTS (Steel)			
LU482	3/8 x 1 1/4	1300	3.49
LU483	1/2 x 1 1/2	2400	5.69
LU484	5/8 x 1 3/4	4000	8.59

CARBINE SNAP HOOKS

(STAINLESS STEEL 316)

Model No.	Size"	Length"	Eye"	Working Load Limit lbs.	Price /Each
LA995	3/16	2	5/16	120	3.97
LA996	1/4	2 3/8	3/8	160	4.04
LA997	5/16	3 3/16	1/2	300	6.52
LA998	3/8	3 15/16	5/8	400	11.50

QUICK LINKS

(ZINC-PLATED)

Model No.	Size"	Working Load Limit lbs.	Price /Each
LB001	1/8	220	0.55
LB002	3/16	660	0.78
LB003	1/4	880	0.93
LB004	5/16	1760	1.73
LB005	3/8	2140	2.80
LB006	1/2	3300	4.51

ALUMINUM OVAL SLEEVES

Model No.	For Cable Dia."	Price /Each	Model No.	For Cable Dia."	Price /Each
LA912	1/32	0.07	LA919	3/16	0.39
LA913	3/64	0.09	LA920	1/4	0.67
LA914	1/16	0.12	LA921	5/16	1.10
LA915	5/64	0.15	LA922	3/8	1.39
LA916	3/32	0.12	LA923	7/16	2.36
LA917	1/8	0.18	LA924	1/2	4.10
LA918	5/32	0.21			

ALUMINUM STOP SLEEVES

Model No.	For Cable Dia."	Price /Each	Model No.	For Cable Dia."	Price /Each
LA925	1/16	0.18	LA929	3/16	0.16
LA926	3/32	0.16	LA930	1/4	0.70
LA927	1/8	0.18	LA931	5/16	0.66
LA928	5/32	0.21	LA932	3/8	0.64

THIMBLES

Model No.	For Cable Dia."	Type	Price /Each
LA933	3/64-1/16 - 5/64	AN	0.30
LA934	3/32 - 7/64 - 1/8	AN	0.32
LA935	5/32	AN	0.42
LA936	3/16	AN	0.51
LA939	1/4	AN	0.56
LA940	5/16	STD	0.43
LA941	3/8	STD	0.51
LA942	1/2	STD	0.95
LA943	5/8	STD	2.09
LA944	3/4	STD	3.87
LA945	1	HD	5.90

Type: AN - Zinc-Plated, STD - Galvanized Standard, HD - Hot Deep Galvanized

WIRE ROPE CLIPS

Model No.	For Cable Dia."	Price /Each	Model No.	For Cable Dia."	Price /Each
-----------	-----------------	-------------	-----------	-----------------	-------------

MALLEABLE ZINC-PLATED

LB007	1/8	0.27	LB012	1/2	1.95
LB008	3/16	0.42	LB013	5/8	2.64
LB009	1/4	0.69	LB014	3/4	3.90
LB010	5/16	0.79	LB015	7/8	5.78
LB011	3/8	1.14			

DROP-FORGED GALVANIZED

LB016	1/8	1.13	LB020	3/8	3.49
LB017	3/16	1.40	LB021	1/2	5.27
LB018	1/4	1.70	LB022	5/8	6.94
LB019	5/16	2.12	LB023	3/4	9.99

SCREW PIN ANCHOR SHACKLES (GALVANIZED) RATED

Model No.	Size"	Working Load Limit (tons)	Price /Each
LA985	3/16	1/3	1.85
LA986	1/4	1/2	2.22
LA987	5/16	3/4	2.73
LA988	3/8	1	3.59
LA989	7/16	1 1/2	4.99
LA990	1/2	2	6.02
LA991	5/8	3 1/4	11.20
LA992	3/4	4 3/4	17.70
LA993	7/8	6 1/2	25.90
LA994	1	8 1/2	38.00

LIFTING, POSITIONING & STACKING

TRAILER WINCHES


Comfort grip handle for a positive hold while cranking. Zinc-plated finish for superior corrosion resistance even in salt water environments. Winch drums are drilled for use with winch straps. High carbon steel gears to resist wear and last longer. Heavy duty rib reinforced frames maintain proper gear alignment. Internally lubricated drum bushings and oil impregnated shaft bushings provide permanent lubrication to keep the cranking easy.

SINGLE SPEED

- Easy to use "grabber" one-way ratchet, free wheels in off position on models **LB251**
- Models **LB252** and **LB253** have 2-way ratchets which bring the rope into either the top or bottom of the drum and a heavy-duty strengthening cross shaft to maintain ratchet alignment under heavy loads

TWO SPEEDS

- One fast speed for quick pull in, the other slower speed pulls heavy loads easily
- Allow changing speed without changing handles
- Shift lock holds shaft in the desired gear ratio
- Lift lock and move shaft to change speed
- Free-wheeling without spinning handle for safer operation
- Neutral position for quick line payout without spinning handle



LB251



LB254

FULTON

Model No.	Cap. lbs.	Gear Ratio	Handle Length'	Ratchet Type	Cable Dia. "	Size'	Hub Size'	Wt. lbs.	Price /Each
SINGLE SPEED									
LB251	1200	4.1:1	8	One Way	5/16	30	3/4	6.5	70.90
LB252	1400	4.1:1	8	Two Way	5/16	20	3/4	8	75.10
LB253	1800	5.1:1	10	Two Way	7/16	20	7/8	9.5	110.00
TWO SPEEDS									
LB254	2600	5.1:1 & 12.1:1	10	Two Way w/ Neutral	7/32	175	1 3/4	17	214.00
LB255	3200	5.1:1 & 12.1:1	10	Two Way w/ Neutral	7/32	175	1 3/4	17	272.00
LB256	3700	5.1:1 & 15.8:1	10	Two Way	7/32	185	1 3/4	23	450.00

AUTOMATIC BRAKE WINCHES

Zinc plated winches feature self-activating automatic brake systems to prevent heavy loads from falling when handle is released. Positive holding action of the brake system while raising and lowering loads provides the needed control for safety. Comfort grip handle for a positive hold while cranking. Load-Lok automatic disc brake system on models **LB257** and **LA691**. Double disc brake system on models **LA692** and **LA693**. Cable pays out after load has been lowered, continued cranking on the winch will allow cable remaining on drum to feed out automatically.

LA692



LA693




Model No.	Cap. lbs.	Max. Cable Dia. "	Size'	Gear Ratio	Handle Length"	Hub Dia. "	Wt. lbs.	Price /Each
LB257	600	1/8	85	1:1	11	1 1/4	7.5	115.00
LA691	1000	7/32	60	4.1:1	11	2 1/4	8	139.00
LA692	1500	1/4	88	5.1:1	11	2 1/2	15	235.00
LA693	2500	5/16	75	15.8:1	11	3 1/8	24	379.00

HAND WINCHES

HEAVY-DUTY


Seven rugged sizes designed for heavy-duty use with line pulls from 550 lbs. to 11 000 lbs. Models **LB298**, **LB299** and **LB300** are equipped with 2-speed gearing for ease in handling heavy loads. Hand cranks are removable under load to prevent tampering when load operator is not present. Automatic brake prevents recoil and holds load safely in any position. Options available with a centre flange and chain operated.



LB294

HEAVY-DUTY ALUMINUM

Compact all cast aluminum construction that makes it lightweight, but rugged for heavy-duty applications. Cranks are removable under load to prevent tampering when load operator is not present. Fully enclosed gears provide maximum safety. Automatic brake prevents recoil and holds load safely in any position.



LB301

HEAVY-DUTY ENCLOSED WORM SHAFT

Enclosed worm shaft and worm wheel are immersed in an oil bath, providing constant lubrication and protection from corrosion. Maintenance is reduced while life expectancy is increased. Rope life is substantially increased with drum diameters a minimum of 20 times the diameter of the rope. Choose from three sizes ranging from 550 lbs. to 1650 lbs. Cranks are removable under load to prevent tampering when load operator is not present. Automatic brakes prevent recoil and securely hold load in any position.



LA716

Jeamar Winches

Model No.	Working Load Cap. lbs.	Rope Dia. "	Rope Storage Cap. '	Wt. lbs.	Price /Each
HEAVY-DUTY					
LB294	550	3/16	194	29	P.O.A.
LB295	1100	1/4	253	35	P.O.A.
LB296	2200	3/8	180	57	P.O.A.
LB297	3300	7/16	138	62	P.O.A.
LB298	4400	1/2	151	132	P.O.A.
LB299	6600	5/8	172	172	P.O.A.
LB300	11 000	3/4	132	253	P.O.A.
HEAVY-DUTY ALUMINUM					
LB301	175	1/8	98	6.6	P.O.A.
LB302	275	3/16	98	6.6	P.O.A.
HEAVY-DUTY ENCLOSED WORM SHAFT					
LA716	550	3/16	60	28	P.O.A.
LA714	1100	1/4	95	46	P.O.A.
LA715	1650	5/16	157	92	P.O.A.

Note: Cables not included


WORM GEAR WINCHES

The self-activated brake mechanism holds the load safely in place when the cranking stops. Double mesh worm gear train for quiet operation and optimum wear. Bronze bushings on the worm gear shaft extend life by reducing friction and wear. Rear frame reinforcing bar keeps the frame straight under heavy loads. Large diameter drum hubs protect steel cable from damage. High carbon steel on drum gears lasts longer than soft gears. Large handle grip for easy cranking.



Model No.	Cap. lbs.	Gear Ratio	Drum Cable Storage' 1/8"	3/16"	Handle Dia. "	Length"	Wt. lbs.	Price /Each
LB258	1500	3.1:1	115	50	1 1/2	8	10	188.00
LA694	2000	4.1:1	235	100	1 1/2	8	11	189.00

LIFTING, POSITIONING & STACKING



VACUUM CUPS

- Vacuum cups powerfully grip and hold material safely
- Vacuum created by cups allow easy lifting of heavy weights by either one or two cups
- Ideal for moving heavy gauge metal, marble slabs, plate glass and plastic sheet
- Extended Vacu-Lifters keep operators hands away from dangerous areas, especially used in punch press applications
- Manufactured of strengthened steel rods and oil resistant rubber cups
- Positive push-button release valve assures instant release
- 4:1 safety ratio

Model No.	Cup Dia."	Cap. lbs.	Release Type	Handle Length"	Price /Each
A. HEAVY-DUTY SINGLE CUP					
LA881	3	15	Trigger-pull	-	62.10
LA613	4	25	Trigger-pull	-	66.60
LA615	5	35	Trigger-pull	-	70.60
B. HEAVY-DUTY DOUBLE CUP					
LA882	3	30	Pull-bar	7	77.50
LA640	4	50	Pull-bar	10	82.00
LA641	5	75	Pull-bar	10	90.60
C. TWO-MAN VACUUM LIFTER - DOUBLE CUP					
LA619	4	50	Pull-ring	31	171.00
LA620	5	75	Pull-ring	31	179.00
D. FINGER GRABBER					
LA612	2 1/4	4	Tab	-	2.13
LA883	2 1/4	4	-	-	2.17
E. 2-FINGER GRABBER					
LA621	3 1/4	10	Tab	-	4.72
F. GRIFTER					
LA645	3 1/4	15	Lip Edge	-	15.70
G. MEDIUM DUTY VACU-LIFT					
LA616	3 1/4	10	Push-button	-	50.40
H. STRAIGHT HANDLE LIFTER-SINGLE CUP					
LA884	3 1/4	8	Push-button	12	79.10
LA885	3 1/4	8	Push-button	15	84.30
LA886	3 1/4	8	Push-button	18	93.30
LA887	4	15	Push-button	12	88.40
LA888	4	15	Push-button	15	92.40
LA889	4	15	Push-button	18	100.00
I. VERTI-LIFT - DOUBLE CUP					
LA890	4	50	Tab	33	294.00
LA891	5	75	Tab	37	303.00
J. EXTRA-STRENGTH PUNCH PRESS LIFTERS - SINGLE CUP					
LA631	2 1/8	3	Push-button	12	70.20
LA632	2 1/8	3	Push-button	15	75.00
LA633	2 1/8	3	Push-button	18	79.30
LA634	3 1/4	5	Push-button	12	71.40
LA635	3 1/4	5	Push-button	15	76.40
LA636	3 1/4	5	Push-button	18	85.20
LA637	4	6	Push-button	12	80.50
LA638	4	6	Push-button	15	84.50
LA639	4	6	Push-button	18	92.40
K. EXTRA-STRENGTH PUNCH PRESS LIFTERS - DOUBLE CUP					
LA628	2 1/8	6	Push-button	12	113.00
LA629	2 1/8	6	Push-button	15	118.00
LA630	2 1/8	6	Push-button	18	125.00
L. MAGNET LIFTER W/EASY TOUCH RELEASE					
LA643 (single magnet)		3	Lever	12	156.00
LA644 (double magnet)		7	Lever	14	190.00

REPLACEMENT CUPS

Model No.	Cup Size"	Price /Each	Model No.	Cup Size"	Price /Each
LA614	5	28.80	LA617	3 1/4	12.50
LA642	4	23.70	LA618	2 1/8	11.80
LA892	3	18.20			

A. Heavy-Duty Single Cup



B. Heavy-Duty Double Cup



C. Two-Man Vacuum Lifter-Double Cup



D. Finger Grabbers



E. 2 Finger Grabber



F. Grifter



G. Medium-Duty Vacu-Lift



H. Straight Handle Lifter-Single Cup



I. Verti-Lift Double Cup



J. Punch Press Lifter - Single Cup



K. Punch Press Lifter - Double Cup



L. Magnet Lifter



HAND VACUUM CUPS MANUALLY OPERATED

Hand vacuum cups are designed to handle smooth, nonporous loads such as metal, glass, plastic etc. more effectively and more efficiently. These cups make the task of lifting much easier by allowing less awkward lift points and eliminating pinched fingers. Very easy to use - the lever grip is squeezed together when the cam levers are flipped into position and then rubber pads are securely clamped to surface by vacuum. Just flip back lever(s) to release.



ALL-VAC INDUSTRIES

SINGLE HANDCUP

One-hand operation, 4 7/8" cup diameter.

Capacity: 33 lbs.

Model No. LA856 Cast aluminum body

Price/Each \$74.50

Model No. LA857 Plastic body

Price/Each \$63.20



LA856

PUMP ACTION HANDCUP

Cast aluminum body with built-in hand pump,

8 1/4" cup diameter. Includes carrying case.

(One cup per case.) Capacity: 123 lbs.

Model No. LA858 Price/Each \$187.00

Plastic body with built-in plastic hand pump,

8" cup diameter. Includes carrying case.

(One cup per case.) Capacity: 123 lbs.

Model No. LT520 Price/Each \$137.00



DOUBLE HANDCUP

4 7/8" cup diameter. Capacity: 66 lbs.

Model No. LA859 Cast aluminum body

Price/Each \$87.60

4 5/8" cup diameter. Capacity: 66 lbs.

Model No. LA860 Plastic body

Price/Each \$80.00



LA859

DOUBLE HANDCUP-SWIVEL

Lightweight, orange plastic body with swiveling

heads. Ideal for curved car windshields.

4 5/8" cup diameter. Capacity: 50 lbs.

Model No. LA861 Price/Each \$84.30



DOUBLE HANDCUP W/CROSS HANDLE

Cast aluminum body, 4 3/4" cup

diameter. Capacity: 66 lbs.

Model No. LA862 Price/Each \$164.00



TRIPLE HANDCUP

Cast aluminum body with three individual cups.

Ideal for large-sized sheets of material,

4 3/4" cup diameter. Capacity: 110 lbs.

Model No. LA863 Price/Each \$152.00



REPLACEMENT PARTS

Model No.	Description	For Model No's	Price /Each
LA869	Rubber Disc w/Bolt and Lever	LA859, LA860, LA861, LA862, LA863	35.30



Help control & divert traffic

100% PVC construction
High density base for maximum stability
Superior temperature resistance

ZENITH[®]
Safety Products

LIFTING, POSITIONING & STACKING

LIFTING CLAMPS

- Vertical lifting clamps are constructed from quality tempered heat treated forged steel
- Equipped with safety latches for extra security, available in standard or universal hoist eyes
- Proof tested to two times the working load limit



Model No.	Cap. lbs.	Jaw Opening"	Wt. lbs.	Price /Each
VERTICAL LIFTING CLAMPS				
LA544	2000	0-3/4	4	659.00
LA545	4000	0-1 3/8	15	959.00
LA172	6000	0-1	33	1129.00
UNIVERSAL EYE				
LA232	2000	0-3/4	4	814.00
LA546	4000	0-1 3/8	17	1829.00
LA176	6000	0-1	53	2249.00

Note: Other capacities and options available



GX LIFTING CLAMPS

- Entirely drop forged and heat treated
- Strong, yet lightweight
- Ideal for both vertical and horizontal-to-vertical lifting
- Feature a patented wear indicator system
- 100% proof tested



Model No.	Capacity Ton	Grip Range"	Wt. lbs.	Price /Each
LB606	1/2	1/16 - 5/8	4	476.00
LB607	1	1/16 - 3/4	8	677.00
LB608	3	1/16 - 1	17	1179.00



DYNAMIC LIFT™ MAGNETS

- Lifting Capacity: 150 lbs.
- Weight: 6.1 lbs.
- Powerful rare earth permanent lift magnets
- Top rotating locking On/OFF handle
- Lifts flat or round loads horizontally
- Lifts flat loads vertically
- Heat resistant up to 180°F (82°C)
- 3:1 Design factor
- Conforms to ASME B30.20 standards



Model No.	Overall Dimensions			Lift lb	Wt. lb	Price /Each
	L"	x	W"	x	H"	
LU436	5	x	2	x	9	426.00
LU437	6 1/2	x	4	x	9 1/4	987.00

LU436



MAGNETIC SHEET HANDLERS

- Lift or move sheets, plates, hot or oily parts
- Handle sheets stacked horizontally or vertically
- Protect workers from cuts, slivers, nicks and burns



Model No.	Magnet Width"	Overall Height"	Magnet Length"	Capacity lbs.		Price /Each
				Working	Maximum	
TGY711	3 5/8	4	6 1/8	50	100	273.00
TGY712	7 1/4	4	6 1/8	125	250	377.00
TGY713	7 1/4	4	6 1/8	200	400	397.00
TGY714	7 1/4	4	6 1/8	300	600	489.00



POWERLIFT® MAGNETS

- Compact yet powerful rare earth lift magnets can be used on flat or round surfaces and contain an internal release on/off device that does not contact or damage the surface of the part being lifted
- Permanent magnetic lifts eliminate the fear of dropping the load being lifted due to power failures
- 3:1 design factor
- Conforms to ASME B30.20 standards



Model No.	Capacity lbs.		Minimum Diameter"	Dimensions			Handle"	Wt. lbs.	Price /Each		
	Flat	Round		L"	x	W"	x	H"			
LS712	250	125	2	5	x	2 5/8	x	6 5/8	5 7/8	7	397.00
LS713	800	400	3	7 7/8	x	3 5/8	x	8 7/8	6 7/8	22	823.00
LS714	1600	800	4	10 3/4	x	4 7/8	x	8 7/8	6 3/4	53	1337.00
LS715	2500	1250	5	12 5/8	x	7 1/8	x	8 7/8	10 1/8	110	2586.00

HOLDING VALUE & MAX. SHEET LENGTH (IN FEET)
FOR SPECIFIED MATERIAL THICKNESS

Model No.	1/4"		1/2"		3/4"		1"		3"	
	Cap lbs.	Length	Cap lbs.	Length	Cap lbs.	Length	Cap lbs.	Length	Cap lbs.	Length
LS712	180	6	250	6	250	6	250	10	250	10
LS713	270	6	615	6	800	6	800	10	800	10
LS714	N/A	-	800	6	1600	6	1600	10	1600	10
LS715	N/A	-	N/A	-	N/A	-	1300	10	2500	10

CREATIVE LIFT® MAGNETS

- Permanent lift magnets are ideal for handling steel plates, die castings, forgings etc.
- They eliminate the need for clamping devices, slings or chains
- One person can perform operations previously calling for two or more people
- Non-marring roller cam release
- Durable stainless steel casing
- 3:1 design factor
- Conforms to ASME B30.20 standards.



Model No.	Dimensions			Magnet		Holding Capacity lbs.	Price /Each		
	L"	x	W"	x	H"	H"	L"		
LS708	7 3/4	x	7 1/4	x	6 3/4	2 1/2	4	400	617.00
LS709	10 3/4	x	7 1/4	x	6 3/4	2 1/2	7	1000	832.00
LS710	14 3/4	x	7 1/4	x	6 3/4	2 1/2	10 1/2	1500	1057.00
LT271	15	x	10 1/2	x	7	2 1/2	11 1/4	2200	1505.00
LS711	19 1/4	x	10 1/2	x	7	2 1/2	15 1/4	3000	2101.00

HOLDING VALUE & MAX. SHEET LENGTH (IN FEET)
FOR SPECIFIED MATERIAL THICKNESS

Model No.	3/16"		1/4"		1/2"		1"		2"	
	Cap lbs.	Length	Cap lbs.	Length	Cap lbs.	Length	Cap lbs.	Length	Cap lbs.	Length
LS708	400	6	400	6	400	8	400	10	400	10
LS709	600	6	900	6	1000	8	1000	10	1000	10
LS710	800	6	1000	6	1500	8	1500	10	1500	10
LT271	800	6	1064	6	2000	8	2200	10	2200	10
LS711	800	6	1100	6	2700	8	3000	10	3000	10

BASICLIFT MAGNETS

- Permanent lift magnet for a broad range of lifting applications
- Full width cam release
- Large lift lug
- Light weight design
- Durable stainless steel casing
- Heat resistant up to 300°F (148°C)
- 2:1 design factor



Model No.	Overall Dimensions			Lift lb	Wt. lb	Price /Each
	L"	x	W"	x	H"	
LT372	7 1/2	x	5 5/8	x	5 1/2	482.00
LT373	11	x	5 5/8	x	5 1/2	679.00
LT374	14 1/2	x	5 5/8	x	5 1/2	919.00

HOLDING VALUE & MAX. SHEET LENGTH (IN FEET)
FOR SPECIFIED MATERIAL THICKNESS

Model No.	3/16"		1/4"		1/2"		3/4"		1"	
	Cap lbs.	Length	Cap lbs.	Length	Cap lbs.	Length	Cap lbs.	Length	Cap lbs.	Length
LT372	375	6	400	6	400	8	400	8	400	10
LT373	725	6	800	6	975	8	1000	8	1000	10
LT374	875	6	1000	6	1400	8	1500	8	1500	10


SKY HOOKS

- Operates in tight working conditions
- Constructed of high-strength steel
- Totally maintenance free
- Meets OSHA requirements
- Has a limited manufacturer's warranty

STANDARD SKY HOOKS

- Pivots 360°
- Bases to fit most quick-change tool holders
- Easily detached and carried to different locations
- Length of lift: 55"
- Load limit: 500 lbs.
- Weight: 23 lbs.
- Custom units available

Model No. LS951
Price/Each \$1499.00



BOLT-DOWN ADAPTORS

- Can only be used with model LS951

Model No. LS969
Price/Each \$199.00

TALL SKY HOOKS WITH MOBILE BASE

- Perfect for any lifting and moving application
- This design is ideal for tight, hard-to-reach locations where you cannot get other lifting devices or multiple people to assist
- Pivots 360°
- Four swivel casters
- Designed to straddle the corner of benches, pallets, etc.
- Overall height from floor: 70"
- Load limit: 500 lbs.
- Weight: 122 lbs.

Model No. LS953
Price/Each \$2899.00



TALL SKY HOOKS WITH BOLT-DOWN BASE

- Ideal for mounting to floor or heavy cart to handle a large variety of general lifting applications
- Pivots 360°
- Easily detached and carried to different locations
- Length of lift: 75"
- Load limit: 500 lbs.
- Weight: 26 lbs.

Model No. LS952
Price/Each \$1749.00



TALL SKY HOOKS WITH MOBILE CART

- Rotates 360° with support legs extended
- Heavy-duty 12-gauge steel top shelf with angle posts for maximum strength
- Cart comes fully welded
- 6" casters allow for easier movement through facility
- Overall height of sky hook from floor: 71"
- Length of lift: 64 1/2"
- Cart width w/legs retracted: 33 1/2"
- Cart length: 36"
- Load limit: 500 lbs.
- Weight: 226 lbs.
- Optional counterweight kit sold separately

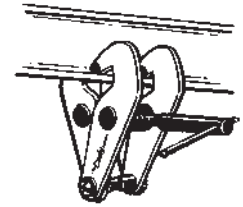
Model No. LS954
Price/Each \$4279.00



SKY HOOK

SCREWLOK CLAMPS

- Designed to fit flanges of most structural beams
- Act as semi-permanent lifting point, for use with manual or electric hoists
- Load pin incorporated for load suspension with reduced head-room



Model No.	Flange"	Load Pin Dia."	Working Load Limit lbs.	Wt. lbs.	Price /Each
LS902	3-8 1/4	3/4	2000	11	149.00
LS903	3-8 1/4	3/4	4000	13 1/2	169.00

IPTK BEAM CLAMPS

- Lift, transfer and position beams from 3" to 10" flange widths using a rapid adjustment screw spindle
- Widely used as portable quick attachments for hoisting and rigging equipment
- 3" diameter eye has a cross loading capacity of 15" off center




Model No.	Cap. Tons	Jaw Opening"	Wt. lbs.	Price /Each
LA178	2	3-7 1/2	13	399.00
LA179	3	3-7 1/2	15	619.00
LA180	4	6-10	19	739.00

Note: Other capacities available

HITCH MOUNTED TRUCK JIB CRANE

- Max Boom Height: 84-5/8"
- Boom Reach: 47-1/2"
- Overall Size: 19-13/16"W x 43-5/16"L x 74-5/16"H
- Easily mounts in standard Class III or higher 2" receivers
- Installation and use requires no modifications to receiver or truck
- Unit may be adjusted/levelled for best use in all conditions
- Manual hand brake winch with 25 feet of 3/16" diameter cable and lifting hook included
- Offset upright design does not restrict tailgate use while installed
- Capacity: 600 lbs. (0.3 tons)

Model No. LU493
Price/Each \$879.00



TIRFORT™ HOISTS

- Safe and reliable for lifting, pulling and handling a wide variety of loads
- One man operated cranking telescope handle
- Two jaw system similar to pulling a rope by hand
- Forward and reverse mode
- Griphoist designed specially for grip hoist wires with one hooked end
- Wire sold separately



Model No.	Cap. lbs.	Dimensions L" x W" x H"	Handle ext./closed	Special Wire Rope Dia."	Break Strength	Wt. lbs.	Price /Each
LA699	2000	20 3/4 x 9 3/4 x 4 1/2	28/18	5/16	10 000 lbs.	18.5	1219.00
LA700	4000	26 x 13 x 5 3/4	45/26	7/16	20 000 lbs.	41	1929.00
LA701	8000	27 x 13 x 6 1/8	45/26	5/8	40 000 lbs.	59.5	3269.00
LA696	2000	16 1/2 x 9 7/8 x 3 7/8	27/16	5/16	10 000 lbs.	14.25	929.00
LA697	4000	20 7/8 x 12 7/16 x 5	45/26	7/16	20 000 lbs.	30	1259.00
LA698	8000	24 7/16 x 14 x 5 1/8	45/26	5/8	40 000 lbs.	51	2099.00

LIFTING, POSITIONING & STACKING

F.O.B. VAUDREUIL, QC. ITEMS ON THIS PAGE ARE MADE TO ORDER AND ARE NON-RETURNABLE

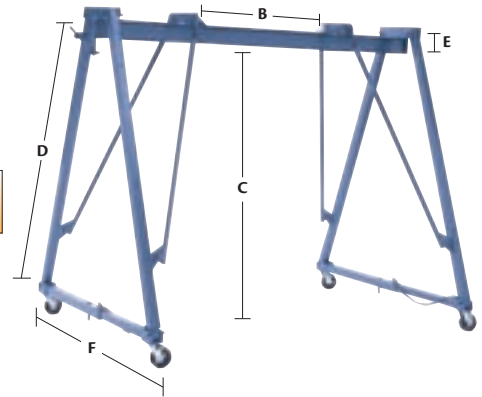
ADJUSTABLE GANTRY CRANES

- Adjustable gantry cranes move and lift heavy equipment with ease
- Height adjustable between 8' and 14'
- Equipped with four heavy-duty steel swivel casters with wheel brakes
- H-Beams use flat-wheel trolleys; I-Beams use taper-wheel trolleys.
- Can be fitted with or without casters
- Shipped knocked down



Model No.	Lifting Cap. lbs.	O.A. Span A'	Clear Span B	Hook Lift Min/Max C	O.A. Height Min/Max D	Beam Height E"	Wheel Spread Min/Max F	Unit Beam Width"	Wt. lbs.	Price /Each
LA189	2000	10	47"	6'8"/11'6"	8'9"/14'7"	6	4'7"/7"	3 3/8	885	4365.00
LA190	2000	15	97"	6'6"/11'10"	8'9"/14'7"	8	4'7"/7"	5 1/4	1050	5186.00
LA191	4000	10	47"	6'2"/11'10"	8'9"/14'7"	8	4'7"/7"	4	1175	5332.00
LA192	4000	15	97"	6'/11'8"	8'9"/14'7"	10	4'7"/7"	5 3/4	1370	6302.00
LA193	6000	10	47"	5'/11'1"	8'9"/14'9"	10	4'10"/7'3"	4 5/8	1430	6299.00
LA194	6000	15	97"	5'/11'1"	8'9"/14'9"	10	4'10"/7'3"	5 3/4	1615	7369.00

Note: Crane only, hoist and trolley not included.



PORTABLE FLOOR CRANES

- Lifts, lowers, positions and moves up to 2000 lbs. with ease
- Hand operated hydraulic pump lifts fully extended boom over 8'
- Crane moves easily with smooth rolling casters
- Fully collapsible, knocks down in seconds for easy storage
- Each crane supplied with 30" adjustable chain and hook
- Shipped knocked down

Folded for Storage



Model No.	Cap. lbs.	Overall Height"	Overall Length"	Overall Width"	Caster Type	Wt. lbs.	Price /Each
LA572	1000	69.25	63.5	31	Phenolic	260	1899.00
LA567	2000	69.25	63.5	37	Cast Iron	275	1999.00
LA838	Replacement Hydraulic Pump						327.00



Model No.	Boom Reach"/Capacity lbs.			
	1st position	2nd position	3rd position	4th position
LA572	56.5/1000	63.5/770	70.5/320	N/A
LA567	52.5/2000	62.5/1280	72.5/520	82.5/380

LIFT MATE WORKSTATION GANTRIES

- Equip your assembly area with an effective working concept
- Equipped with steel floor pads, pre-drilled for anchoring to floor
- To customize unit, additional options include chain blocks, festoon kit, trolley, 10' L beam for cantilever operation
- Adjustable height
- Heavy capacities and "A" frame styles are available upon request
- Capacity: 2000 lbs.
- Shipped knocked down

Model No. LT481 Capacity: 1000 lbs.
Price/Each \$3080.00

Model No. LT482 Capacity: 2000 lbs.
Price/Each \$3380.00



LIFTING, POSITIONING & STACKING

F.O.B. VAUDREUIL, QC. ITEMS ON THIS PAGE ARE MADE TO ORDER AND ARE NON-RETURNABLE

WALL JIBS

STYLE 100 & 200

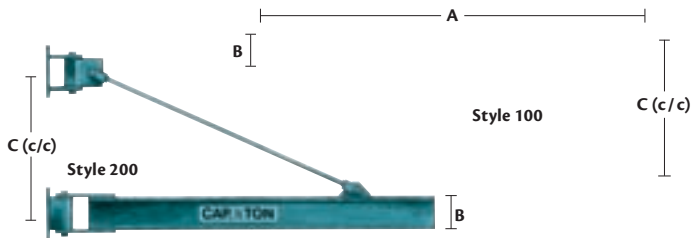
- Mount at any height on a wall, column or building support
- Wall mounting gives 180° rotation, column mounting provides 220° of rotation
- Equipped with end stops to limit trolley travel
- **H-Beams** use flat-wheel trolleys; **I-Beams** use taper-wheel trolleys

STYLE 100

Cantilever design is ideally suited for mounting applications where headroom is limited.

STYLE 200

Easily adjustable tie rod jibs are designed to mount within inches of any overhead obstruction.



Model No.	Cap. lbs.	A'	Dimensions B"	C"	Flange Width"	Beam Type	Wt. lbs.	Price /Each
STYLE 100								
LA221	1000	8	6	32	3	I	192	1533.00
LA219	1000	10	8	36	4	I	300	1867.00
LA220	1000	12	8 1/8	45	5 1/4	H	295	2107.00
LA224	2000	8	8	32	4	I	265	1827.00
LA222	2000	10	10	36	4 5/8	I	390	2157.00
LA223	2000	12	10 3/8	45	5 3/4	H	435	2450.00
LA779	4000	8	12	36	5	I	450	3426.00
LA780	4000	10	12	48	5	I	550	3911.00
LA781	4000	12	12	60	5	I	650	4973.00
STYLE 200								
LA227	1000	8	6	32	3 3/8	I	163	1038.00
LA225	1000	10	6	36	3 3/8	I	190	1143.00
LA226	1000	12	6	45	3 3/8	I	233	1275.00
LA782	1000	14	8 1/8	54	5 1/4	H	340	1571.00
LA783	1000	16	8 1/8	66	5 1/4	H	375	1767.00
LA230	2000	8	6	32	3 3/8	I	180	1135.00
LA228	2000	10	6	36	3 3/8	I	220	1311.00
LA229	2000	12	6	45	3 3/8	I	243	1471.00
LA784	2000	14	8 1/8	54	5 1/4	H	350	1745.00
LA785	2000	16	8 1/8	66	5 1/4	H	385	2122.00
LA786	4000	8	10	36	4 5/8	I	395	1933.00
LA787	4000	10	10	38	4 5/8	I	445	2242.00
LA788	4000	12	10	51	4 5/8	I	495	2520.00
LA789	4000	14	10 3/8	58	5 3/4	H	545	2953.00
LA790	4000	16	10 3/8	68	5 3/4	H	595	3320.00

PALLET LIFTERS

- Ideal for use with crane systems or with truck cranes
- Economical pallet lifters are available in four capacities with three adjustable or non-adjustable fork lengths to choose from

A - Throat height (clear) 48"
B - Fork length 36", 42", or 48"
C - Widths (O.D.) 27"



Cap. lbs.	Fork Length"	Standard Model No.	Wt. lbs.	Price /Each	Adj. Model No.	Wt. lbs.	Price /Each
1000	36	LA195	190	1446.00	LA207	270	2732.00
	42	LA196	230	1647.00	LA208	295	2866.00
	48	LA197	255	1762.00	LA209	325	3015.00
2000	36	LA198	195	1721.00	LA210	280	2916.00
	42	LA199	233	1847.00	LA211	305	3089.00
	48	LA200	260	1962.00	LA212	335	3247.00
4000	36	LA201	310	2365.00	LA213	380	3689.00
	42	LA202	337	2461.00	LA214	430	3894.00
	48	LA203	370	2630.00	LA215	475	4104.00
6000	36	LA204	522	2897.00	LA216	525	4281.00
	42	LA205	560	3244.00	LA217	560	4508.00
	48	LA206	602	3643.00	LA218	612	4732.00

ADJUSTABLE PALLET LIFTERS

- Ideal for use with crane systems or with truck cranes
- Economical pallet lifters are available in four capacities with three adjustable or non-adjustable fork lengths to choose from

A - Throat height (clear): 48"
B - Fork length: 36", 42", or 48"
C - Width: (O.D.) 27"




Model No.	Cap. lbs.	Fork Length"	Wt. lbs.	Price /Each
LT475	1000	36	190	1471.00
LT476	1000	42	230	1691.00
LT477	1000	48	270	1809.00
LT478	2000	36	195	1743.00
LT479	2000	42	235	2016.00
LT480	2000	48	260	2152.00

JIB BOOMS

- Instantly converts fork lift trucks into mobile jib cranes for an infinite variety of uses
- Fully adjustable booms reach out, pick-up, and move heavy long loads making your fork lift more versatile
- Boom slips onto the forks and anchors to the truck with a safety chain
- Includes two adjustable hooks



Model No.	Boom Type	Min. Fork Lift Cap. lbs.	Max. Boom Cap. lbs. (Reach ft.)					Wt. lbs.	Price /Each	
			0-7	8	9	10	11	12		
LA188	Fixed	3000	1000	800	725	650	600	500	255	1559.00
LA187	Elevating	3000							285	1934.00
LA186	Fixed	8000	3000	2700	2400	2200	2000	1900	438	2076.00
LA185	Elevating	8000							483	2723.00

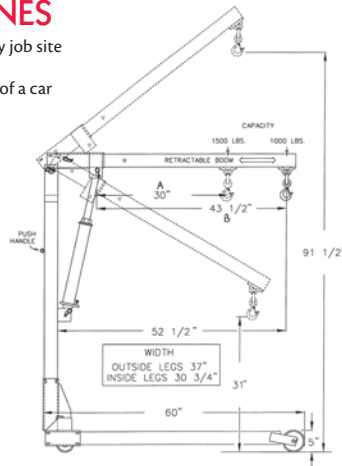
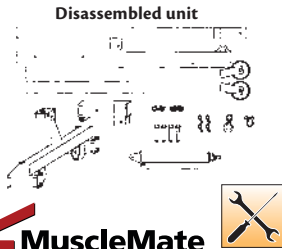


LIFTING, POSITIONING & STACKING

F.O.B. VAUDREUIL, QC. ITEMS ON THIS PAGE ARE MADE TO ORDER AND ARE NON-RETURNABLE

PORTABLE SHOP CRANES

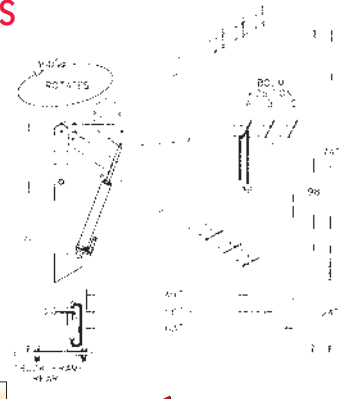
- Versatile crane provides lifting power to any job site
- Fast and easy assembly/disassembly
- Disassembled unit fits easily into the trunk of a car
- Heaviest piece weighs 40 lbs.
- Equipped with heavy-duty cast iron wheels, manual pump, safety hook and push handle
- Shipped knocked down



Model No.	Boom Reach" Cap. lbs.			Lift Clearance" Inside		Width" Wt. Legs		Price /Each
	A	B	C	Min.	Max.	30 3/4	lbs.	
LA791	30/1500	43.5/1000		31	91.5	30 3/4	230	1736.00
LA838	Replacement Hydraulic Pump							327.00

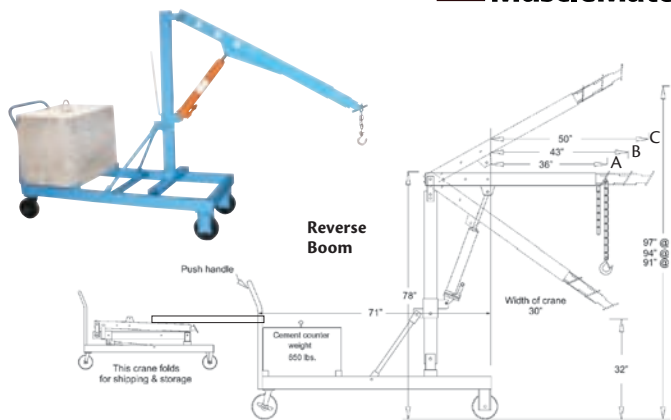
TRUCK MOUNT CRANES

- Portable lifting power
- Mounted on your truck frame, this crane provides fast loading and unloading with minimal effort
- Its versatility makes it useful in other areas such as work station loading docks or beside machinery
- The telescoping extension boom swings 360° when mounted on a truck frame
- This crane comes equipped with a base, manual pump, adjustable chain and hook, safety pins, handle and mounting hardware
- Available in a 500 and 1500 lbs. capacity model
- Extra pedestals are also available
- Shipped knocked down



Model No.	Boom Reach" Capacity lbs.			Lift Clearance" Min. Max.		Wt. lbs.	Price /Each
	A	B	C	Min.	Max.		
LA568	30/500	43/320	-	30	90	220	1716.00
LA792	36/1500	43/1000	63/800	24	98	345	2834.00
LA838	Replacement Hydraulic Pump						327.00

FLOOR CRANES



REVERSE BOOM

- Counter weight design allows you to place the crane close to the item being lifted without obstruction by the legs on regular floor crane models
- Reaches over machinery or loading docks easily
- Useful for supplying materials to production areas that are not serviced by overhead cranes
- Equipped with roller bearing wheels, swivel wheel foot brakes, manual pump, adjustable chain and hook, safety pins, push handle and counterweight

Model No.	Boom Capacity lbs.			Counterweight lbs.	Width"	Wt. lbs.	Price /Each
	A	B	C				
LA793*	1000	770	650	650	30	1050	4237.00
LA794*	2000	1280	1000	1300	30	1750	5296.00
LA795	3000	2000	1500	1950	30	2450	7089.00
LA838	Replacement Hydraulic Pump for LA793 and LA794						327.00

DIMENSIONS

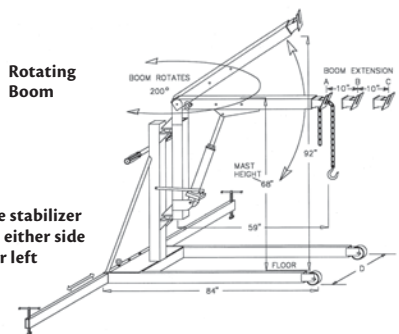
Boom Reach"			Lift Clearance"	
A	B	C	Min.	Max.
36	43	50	32	91 @ 36 - 94 @ 43 - 97 @ 50

*Shipped knocked down



Rotating Boom

Adjustable stabilizer locates on either side for right or left operation



ROTATING BOOM

- Move your load to either side quickly and safely
- Adjustable outrigger provides stability for side loading
- Allows you to swing the boom 200° to either side while holding a full load
- Useful in tight work spaces where the crane itself cannot be turned

Note: Outrigger extends to one side at a time. Do not swing the boom to the opposite side of the outrigger. This crane is equipped with heavy-duty roller bearing wheels, manual pump, adjustable chain and hook, safety pins and guide handle.

Model No.	Boom Capacity lbs.			Width"	Wheel Dia." Front Rear		Wt. lbs.	Price /Each
	A	B	C		Front	Rear		
LA796	1000	770	320	36	5	4	450	3535.00
LA797	2000	1280	520	36	5	4	550	5241.00
LA798	3000	1500	800	40	8	6	690	6283.00
LA838	Replacement Hydraulic Pump for LA796 and LA797							327.00

DIMENSIONS

Boom Reach"			Lift Clearance"	
A	B	C	Min.	Max.
59	69	79	68	92

BALANCERS

- Balances tool in any position
- Enhances productivity, comfort and safety
- Protects tools from being damaged
- Installs in minutes

Secondary safety support chain/cable is recommended with all balancers

CAPACITY RANGE 1 TO 4 LBS.

- Heavy-duty long-life spring
- Easy tension adjustment
- Full range of motion 360° swivel hanger
- Snap-type tool clip
- 5.2' cable travel

Model No.	Capacity lbs.	Price/Each
FA125	0-2	89.10
FA126	2-4	89.10

CAPACITY RANGE 4 TO 8 LBS.

- Heavy-duty long-life spring
- Easy tension adjustment
- Full range of motion 360° swivel hanger
- Snap-type tool clip
- 6.5' cable travel
- Ratchet lock models available

Model No.	Capacity lbs.	Price/Each	Locking Model No.	Price/Each
FA127	4-6	183.00	FA128	224.00
FA129	6-8	187.00	FA130	224.00

SAFETY CHAINS

Model No. FA147
Price/Each \$62.60

CAPACITY RANGE 6 TO 24 LBS.

- Heavy-duty long-life spring
- Easy tension adjustment
- Full range of motion 360° swivel hanger
- Snap-type tool clip
- 6.5' cable travel
- Ratchet lock models available

Model No.	Capacity lbs.	Price/Each	Locking Model No.	Price/Each
FA131	6-9	334.00	FA132	381.00
FA133	9-13	329.00	FA134	381.00
FA135	13-18	334.00	FA136	377.00
FA113	18-24	364.00	FA114	417.00

HEAVY-DUTY

CAPACITY RANGE 18 TO 45 LBS.

- Rugged cast aluminum construction
- Auto drum lock secures load even if tension drops
- Full range of motion 360° swivel hanger
- Snap-type tool clip
- Swaged 3/16" steel cable assembly
- 6.5' cable travel
- Ratchet lock models available

Model No.	Capacity lbs.	Price/Each	Locking Model No.	Price/Each
FA137	18-25	1764.00	FA138	1817.00
FA139	35-45	1764.00	FA140	1817.00

SAFETY CHAINS

Model No. FH804
Price/Each \$199.00



POSITIONERS

- Minimizes operator fatigue in repetitive-motion applications
- Light-duty use, 1 to 10 lbs.
- Holds an object in desired position within travel range
- Easy tension adjustment
- 1.4 m cable travel

Model No. FA124
Price/Each \$32.40



INDUSTRIAL HANGING SCALES

- Cast aluminum scratch resistant body
- Clear shatter resistant face plate
- 7 1/2" Dia., kg and lbs. dial
- Heavy-duty welded steel shackle ring
- Large pointed J-hook
- 1-year warranty

KILOTECH
www.kilotech.com

IA545



NOT LEGAL FOR TRADE

Model No.	Mfg. No.	Capacity	Graduation	Price/Each
IA543	KHS-C360	125 lbs./60 kg	0.5 lbs./200 g	249.00
IA544	KHS-C3120	250 lbs./120 kg	1 lbs./500 g	249.00
IA545	KHS-C3250	540 lbs./250 kg	2 lbs./1000 g	249.00

MINI DIGITAL CRANE SCALES

Ideal for light industry, hunters, luggage, parcels etc.

This mini digital crane scale is versatile, reliable, accurate and easy to operate. A quality stainless steel load receptor and cast aluminum housing protect the scale.

The combination of circuit and dedicated weighing load cells ensure a stable reading.

- Stainless steel load receptor
- Cast aluminum housing
- LCD screen viewable from 22'
- Tare, Hold, Unit (between kg and lb.), Zero
- Programmable auto-off, auto-zero, manual zero, backlight
- Removable hook for easy cleaning
- For use in a dry environment and areas of low humidity
- 1-year warranty

KILOTECH
www.kilotech.com

IA787



NOT LEGAL FOR TRADE

Model No.	Mfg. No.	Capacity	Graduation	Price/Each
IA784	KHS 200-30	60 lbs./30 kg	0.02 lbs./0.01 kg	175.00
IA785	KHS 200-60	120 lbs./60 kg	0.05 lbs./0.02 kg	175.00
IA786	KHS 200-150	300 lbs./150kg	0.1 lbs./0.05 kg	175.00
IA787	KHS 200-300	600 lbs./300 kg	0.2 lbs./0.01 kg	175.00

Can't find what you're looking for?
Call us today!



LIFTING, POSITIONING & STACKING

ERS SERIES ROLLER KITS & SETS

15 TO 400 TONS

Versatile 2-piece design!

- Removing the swivel attachment from the roller can change roller height



Kits include:

4 rollers, 4 swivel attachments, 4 preload pads, 2 steering handles and steel storage case.

Model No.	Kit Cap. (tons)	Rollers	Wt. lbs.	Price/Each
MH750	15	4 - 3.75 ERS Rollers	176	2933.00
MH751	20	4 - 5 ERS Rollers	196	3079.00
MH752	40	4 - 10 ERS Rollers	236	3353.00
MH753	50	4 - 12.5 ERS Rollers	244	3687.00

Sets include:

4 rollers, 4 swivel attachments, 4 preload pads, 2 steering handles.

Model No.	Kit Cap. (tons)	Rollers	Wt. lbs.	Price/Each
MH754	15	4 - 3.75 ERS Rollers	130	2846.00
MH755	20	4 - 5 ERS Rollers	150	2990.00
MH756	40	4 - 10 ERS Rollers	196	3284.00
MH757	50	4 - 12.5 ERS Rollers	204	3452.00
MH758	100	4 - 25 ERS Rollers	500	7314.00
MH759	260	4 - 65 ERS Rollers	858	11200.00
MH760	400	4 - 100 ERS Rollers	896	11991.00

LIGHT-DUTY RIGGER KITS

3 TONS TO 8 TONS

- Kits contain 2 steering handles and 4 padded rollers offered with 4 swivel tops or 2 swivel and 2 rigid tops
- Sturdy steel carrying case stores all items and measures 16" L X 12 3/8" W X 4 3/8" D
- Handles knock down to fit in case




Model No.	Kit Cap. Tons	Kit Contents	Wt. lbs.	Price /Each
MA879	3	4 x MA802 Swivel	55	1504.00
MA875	3	2 x MA802 Swivel, 2 x MA801 Rigid	43	1398.00
MA887	8	4 x MA825 Swivel	85	1962.00
MA876	8	2 x MA825 Swivel, 2 x MA824 Rigid	83	1862.00

NYLON CHAIN KITS

2 TO 24 TONS

For general purpose moves over finished floors!

- The advantage of a heavy-duty chain action roller that can safely move equipment on modern coated, painted or epoxy topped floors without surface scarring
- Kits include 4 rollers, 2 steering handles and a steel storage case



Model No.	Kit Cap. Tons	Style	Price /Each
MH761	2	4 - Swivel Padded	1732.00
MH762	2	2 - Rigid/2 Swivel Padded	1625.00
MH763	4	4 - Swivel Padded	2350.00
MH764	4	2 - Rigid/2 Swivel Padded	2246.00
MH765	8	4 - Swivel Padded	3280.00
MH766	12	4 - Swivel Padded	3836.00
MH767	24	4 - Swivel Padded	4440.00



DELUXE ROLLERS

3 3/4 TO 50 TONS

- Move massive machines and equipment with minimum effort and maximum safety directly on concrete floors
- Rollers operate with continuous chain of linked rolls circulating around hardened steel load plate
- Three moving types available (rigid, swivel, swivel lock)
- Choose rigid rollers for straight line moves
- For turns, swivel rollers position loads in tight quarters
- Swivel lock combines swivel and rigid designs with spring-loaded locks that can engage every 45°
- Choice of padded or diamond steel grid tops
- Diamond steel is best for moving crated or palletized equipment
- No slip padded tops are ideal for metal based machines, or for moving equipment on less than perfect floor surfaces



MA839



Model No.	Top	Cap. Tons Each	Dimensions L" x W" x H"	Wt. lbs.	Price /Each
-----------	-----	----------------	-------------------------	----------	-------------

SWIVEL LOCK

MA839	Padded	3 3/4	10 1/2 x 5 3/4 x 5	34	645.00
MA838	Diamond	3 3/4	10 1/2 x 5 3/4 x 4 3/4	33	599.00
MA863	Padded	7 1/2	10 1/2 x 5 3/4 x 5 1/4	37	710.00
MA862	Diamond	7 1/2	10 1/2 x 5 3/4 x 5	36	663.00
MA805	Padded	10	10 1/2 x 5 3/4 x 5 1/4	38	757.00
MA804	Diamond	10	10 1/2 x 5 3/4 x 5	37	707.00
MA812	Padded	15	12 3/4 x 6 1/2 x 5 1/8	47	863.00
MA811	Diamond	15	12 3/4 x 6 1/2 x 4 3/4	47	811.00
MA845	Padded	30	15 x 8 x 8	123	1494.00
MA844	Diamond	30	15 x 8 x 7 1/8	120	1447.00
MA853	Padded	50	21 x 8 x 9 15/16	196	2188.00
MA852	Diamond	50	21 x 8 x 8 1/8	197	2136.00

RIGID

MA835	Padded	3 3/4	10 1/2 x 5 3/4 x 4 3/16	29	573.00
MA834	Diamond	3 3/4	10 1/2 x 5 1/2 x 4	28	551.00
MA859	Padded	7 1/2	10 1/2 x 5 3/4 x 4 7/16	32	644.00
MA858	Diamond	7 1/2	10 1/2 x 5 1/2 x 4 3/8	32	611.00
MD562	Padded	10	10 1/2 x 5 3/4 x 4 7/19	33	689.00
MD563	Diamond	10	10 1/2 x 5 1/2 x 4 3/8	33	657.00
MA819	Padded	15	12 3/4 x 6 1/2 x 4 5/16	42	790.00
MA818	Diamond	15	12 3/4 x 6 1/2 x 3 7/8	41	757.00
MD564	Padded	30	15 x 8 x 6 3/4	106	1380.00
MA843	Diamond	30	15 x 8 x 6 1/8	104	1348.00
MD565	Padded	50	21 x 8 x 7 3/4	182	2073.00
MD566	Diamond	50	21 x 8 x 7 1/8	182	2038.00

STEERING HANDLES FOR SWIVEL & SWIVEL LOCK ROLLERS

Model No.	Length"	Wt. lbs.	Price/Each
MA870	36	9	99.30
MA872	42	11	110.00
MA874	60	25	187.00

DELUXE KITS

15 TONS TO 60 TONS

- Rugged kits are preferred by many professional riggers and movers
- Use them at the job site, in the factory, to solve your heavy load moving problems
- Steel chain-action rollers are perfect for machinery and equipment moves and convenient to have in every tool crib
- Kits include 4 locking rollers with either padded or diamond steel tops and 2 steering handles (four preload pads are included with diamond top kits)
- Kit cases are lockable and have sturdy lifting grips for easy handling



MA878

Model No.	Kit Cap. Tons	Kit Contents	Wt. lbs.	Price /Each
MA878	15	4 x MA839 Padded	196	2944.00
MA877	15	4 x MA838 Diamond, 4 x Preload Pad	196	2919.00
MA881	30	4 x MA863 Padded	208	3247.00
MA880	30	4 x MA862 Diamond, 4 x Preload Pad	208	3180.00
MA883	40	4 x MA805 Padded	212	3438.00
MA882	40	4 x MA804 Diamond, 4 x Preload Pad	212	3366.00
MA885	60	4 x MA812 Padded	248	3862.00
MA884	60	4 x MA811 Diamond, 4 x Preload Pad	252	3789.00

LIFTING, POSITIONING & STACKING

TOE JACKS

- Strong, portable and safe
- Lifts loads with only 1" ground clearance
- 5 and 10-ton models operate horizontally and vertically
- Base, toe and pump assembly swivel independently of each other
- Perfect complement to any Hilman roller



Model No.	Max Lifting Height"	Pick-Up Position At Base"	Capacity At tops/tons	Wt. lbs.	Price /Each
MH825	8	1	14.50/5	44	1842.00
MH826	9	1	16.52/10	61	2437.00
MH827	9	2	18.50/25	203	6909.00

TRI-GLIDE 3-POINT MOVING SYSTEM

6 TO 18 TONS

- Tri-Glide 3-point moving system is designed for moving heavy loads over specially coated floors
- Comprised of a front steering unit and two rear adjustable units
- Additional modules can be added to further stabilize large, bulky loads
- Developed in response to a growing demand for floor protection when moving heavy loads over smooth, painted, finished, or sealed floors




Model No.	Cap. Tons	Roll Material	Size Front Unit L" x W" x H"	Rear Unit Width Adj."	Wt lbs.	Price /Each
MH768	6	Nylon	21 1/16 x 18 1/2 x 4	10-48	186	3843.00
MH769	12	Nylon	23 1/8 x 18 1/2 x 4	14-48	215	4544.00
MH770	18	Nylon	25 5/8 x 18 1/2 x 4	19-48	240	5396.00

HILMAN ROLLER ECONOMY SETS

120 TO 200 TONS

Sets include:

Four swivel padded or diamond style rollers and 2 steering handles.



Model No.	Kit Cap. Tons	Rollers	Wt. lbs.	Price /Each
MH771	120	4 - Swivel Locking Padded	542	6205.00
MH772	120	4 - Swivel Locking Diamond	538	6149.00
MH773	200	4 - Swivel Locking Padded	834	8971.00
MH774	200	4 - Swivel Locking Diamond	846	8918.00

MACHINE ROLLER KIT

- Made of high-strength annealed ductile iron
- These steel machine rollers have swivel tops that rotate 360° on chrome steel ball bearings to allow for easier turning
- The rollers form a "tank track" to revolve around a center load bearing plate in the frame to provide maximum maneuverability
- The weight of the load is transferred directly from the load bearing plate to the rollers, eliminating axle friction and requiring less power to start and move
- These units are virtually maintenance free
- Steering bars split in two and connect with sleeve for easy storage

Kit Includes:

- (4) Machine Rollers
- (2) Steering Bars
- (1) Case



Model No.	Number of Rollers	Cap./Roller Tons	Roller Type	Overall Roller Height"	Roller Size W" x L"	Price /Each
MN679	4	1	Swivel	3.5	3.25 x 8	963.00

MACHINE ROLLERS

- Made of high-strength annealed ductile iron
- Swivel tops that rotate 360° on chrome steel ball bearings to allow for easier turning
- The rollers form a "tank track" to revolve around a centre load bearing plate in the frame to provide maximum maneuverability
- The weight of the load is transferred directly from the load bearing plate to the rollers, eliminating axle friction
- Optional steering bar split in two and connect with sleeve for easy storage



Model No.	Mfg. No.	Capacity Tons	Price /Each
LU262	VHMS-2	1	199.00
LU263	VHMS-8	4	353.00
LU264	VHMS-15	7.5	427.00
LU265	VHMS-30	15	527.00

STEERING BARS

Model No.	Mfg. No.	Length"	For Use With	Wt. lbs.	Price /Each
LU266	VHMH-48-1	48	LU262	12	86.90
LU267	VHMH-48-2	48	LU263, LU264 & LU265	17	94.30

AUTOMOTIVE & DOCK EQUIPMENT

AXLE JACKS

HYDRAULIC HAND JACKS

- Designed for vertical use only
- Large heavy-duty base for added stability and strength
- Heavy steel saddle for secure lifts
- Factory pre-tested for 50% reserve capacity

MODEL NOS. TS322, LA816 & LA817

- Extra heavy-duty applications including bridge construction, renovation, house moving and hydraulic presses

MODEL NOS. LA818 & LA819 SHORT SERIES

- **Applications:** industrial, agricultural, construction, and automotive lifting, pushing, bonding and straightening



LA818

12 Ton Short Series

TS322

30 Ton Heavy-Duty



LA812

12 Ton Single Pump



LA817

50 Ton Heavy-Duty Double Pump

STRONGARM

Model No.	Capacity Tons	Type	Lowered Height"	Raised Height"	Screw Ext."	Lift"	Wt. lbs.	Price /Each
LA808	2	Single Pump	6 1/4	12 1/2	2 1/2	3 3/4	6	44.90
LA809	4	Single Pump	6 3/4	12 1/4	2 1/4	3 1/4	8	60.60
LA810	6	Single Pump	8	16	2 3/4	5 1/4	11	69.80
LA811	8	Single Pump	7 3/4	15 3/4	2 3/4	5 1/4	13	99.00
LA812	12	Single Pump	8 1/2	17	2 3/4	5 3/4	17	127.00
LA814	20	Single Pump	9 1/2	18 1/4	2 1/2	6 1/4	27	175.00
TS322	30	Heavy-Duty Single Pump	11 1/4	18 3/4	-	7 1/2	44	449.00
LA816	50	Heavy-Duty Single Pump	11 3/4	19 3/4	-	8	74	726.00
LA817	50	Heavy-Duty Double Pump	11 3/4	19 3/4	-	8	94	867.00
LA818	12	Short Series Single Pump	7	13	2	4	15	129.00
LA819	20	Short Series Single Pump	7 3/4	14 3/4	2 1/2	4 1/2	23	176.00

HYDRAULIC BOTTLE JACKS

- Double guidance and chromed plated steel piston made of one piece construction
- All welded construction
- Large base plate
- Safety valve against overloading
- Pump handle operation
- High capacity and durability
- Easy to disassemble and store
- Features high lifting capacities
- Construction: Steel

LU042



Model No.	Capacity Tons	Lowered Height"	Raised Height"	Wt. lbs.	Height Adjustment Screw"	Price /Each
LU035	2	7.1	12	5.29	2.17	54.50
LU036	3	7.5	12.8	6.39	2.6	64.50
LU037	5	7.9	13.4	8.38	2.4	78.20
LU038	8	7.9	12.6	12.6	3.2	109.00
LU039	12	7.1	10.8	14.8	2.9	125.00
LU042	20	7.3	11	20	1.4	152.00
LU044	30	11.2	17.9	40	-	237.00

LOW PROFILE HYDRAULIC FLOOR JACKS

- Sturdy heavy duty steel construction
- Welded chassis with reinforcing rims
- Engineered to withstand daily workshop use on passenger vehicles and vans
- Features high lifting capacities
- Quick operation design with two pumps and one foot pedal
- Comfortable hand grip
- Oil and acid resistant plastic wheels
- Construction: Steel



Model No.	Capacity Tons	Lowered Height"	Raised Height"	Length"	Wt. lbs.	Price /Each
LU031	2	3.5	21.6	29.5	86	439.00
LU032	3	3.5	21.6	30.7	92	534.00

GARAGE JACKS

- Manually operated garage jacks are designed to lift cars, trucks, fork lifts, agricultural and construction equipment with hard to access lift points
- Long chassis easily reaches under overhanging bodies. The extended reach allows for safe lifting of oversize loads
- Two steel wheels and two swivel casters allow for ease of movement positioning under low clearance axles and other objects
- The foot pedal allows for rapid lift to work load
- Automatic safety valve prevents accidental overloading



LA824



LA820

STRONGARM

Model No.	Capacity Tons	Lowered Height"	Raised Height"	Wt. lbs.	Price /Each
LA820	2 1/2	5	19 1/4	93	299.00
LA824	5	6	22 1/2	264	1599.00
LA825	10	7	23	373	2285.00
LA826	20	7 3/4	23 3/4	500	5127.00



built to
the extreme



JACK STANDS

- Easy to operate
- Safe self locking handle with composite tip and locking pin
- Features extra large plated feet
- Iron support column and rugged steel frame construction
- Ratchet action for height adjustment
- Sold in pairs
- Construction: Iron Support, Steel Frame



LU046



Model No.	Capacity Tons	Lowered Height"	Raised Height"	Wt. lbs.	Price /Each
LU046	2	11	16.7	5.5	46.20
LU047	3	11.8	17.9	6.6	56.00
LU048	6	15.7	24.4	11	118.00

SHOPSTANDS

RATCHET SAFETY STANDS

- Heavy duty all steel welded construction with strong welded base for control and stability
- The weight of the load serves as locking mechanism to prevent release under load
- Ratchet bar will safely sustain heavy loads over extended support time

PIN TYPE SAFETY STAND

- 10-ton capacity
- Solid bar-lock pin attached to frame holds saddle firmly in place
- Sturdy tubular construction
- 4 legged base adds stability and support
- Number of positions: 10



Ratchet



Pin

STRONGARM

Priced per Pair

Model No.	Type	Capacity Tons	Lowered Height"	Raised Height"	Base"	Wt. lbs.	Price /Each
LA406	Ratchet	3	11	16	7 x 7 1/2	17	89.20
LA407	Ratchet	6	15 1/2	24	9 x 10 1/2	30	129.00
LA408	Ratchet	12	18	28 3/4	12 x 10 3/4	70	349.00
LA841	Pin	10	30 3/4	46 1/4	16 x 16	110	715.00

INDUSTRIAL & AGRICULTURAL JACKS

- Used to raise commercial trailers
- Zinc plated construction
- Strong service and smooth cranking for years
- Heavy gauge foot provides strong base for lifting loads on soft ground



"S" Mount
LA729



"G" Mount
LT392



"G" Mount
LA733

FULTON

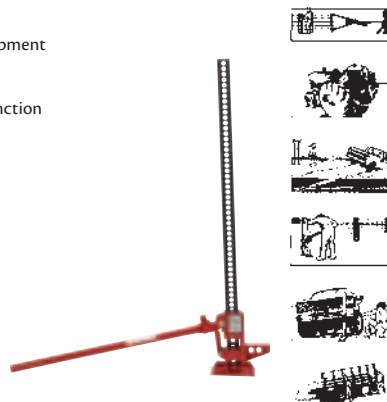
Model No.	Capacity lbs.	Travel"	Handle Type	Mounting Type	Pin Dia."	Bracket Height"	Overall Height"	Price /Each
LA729	2000	10	Topwind	S	3/8	11	14 1/4	109.00
LT392	2000	15	Sidewind	G	5/8	15	26	139.00
LA733	5000	15	Topwind	G	5/8	15	19	149.00

JACKS

- Designed for lifting vehicles, machinery and other types of equipment
- Completely mechanical operation does not use hydraulics
- Long handle used to raise and lower tongue
- Spring-loaded mechanism switches between raise and lower function
- Steel construction with painted finish
- Maximum lifting capacity is 7000 lbs.



Model No.	Travel"	Wt. lbs.	Price/Each
LT492	36	31	135.00
LT493	47	32	153.00




MARINE JACKS

DUAL WHEEL HEAVY DUTY SWIVEL JACK

1500-LB. CAPACITY

- Heavy duty swivel mechanism with superior load capabilities
- Quick and easy installation on trailer tongues up to 3" x 5"
- Ideal for vehicles with high platforms, provides up to 27" of lift
- Ideal for 4 x 4's
- Features two 6" wide profile wheels for maximum ground support
- Weight: 23 lbs.

Model No. LA803
Price/Each \$204.00



FULTON


MARINE SWIVEL JACKS

1200-LB. CAPACITY

- Designed for use with marine and utility trailers
- Fit up to a 3" x 5" trailer frame
- Uses 3-D formed heavy-gauge steel stampings for a mount with minimal deflection and maximum support
- Bolt-thru swivel mount side-wind w/6" wheel
- Capacity: 1200 lbs.
- Weight: 16.5 lbs.

Model No. LT384
Price/Each \$119.00





MECHANICAL BOTTLE SCREW JACKS

- Professional contractor quality mechanical bottle screw jack for all-purpose lifts and supports
- Holds load indefinitely – will not creep
- Heavy-duty belt shaped cast base adds stability
- Head pivots to provide maximum contact
- Easy to carry and position with built-in handle
- Turning bar handle sold separately
- Compliance: ANSI/ASME B30.1 standards



LT353

SCREW JACK

Model No.	Capacity Tons	Minimum Height"	Maximum Height"	Wt. lbs.	Price /Each
LT348	5	9.45	13.39	9.25	139.00
LT349	10	11.5	17.83	15.64	199.00
LT350	15	13.86	21.38	23.13	259.00
LT351	20	15.83	24.88	34.36	309.00
LT352	25	16.61	26.34	40.31	339.00

HANDLE TURNING BAR

Model No.	Dimensions D" x L"	Use with Model	Price /Each
LT353	1/2 x 18	LT348	13.90
LT354	5/8 x 24	LT349	24.50
LT355	3/4 x 36	LT350	37.50
LT356	1 x 42	LT351/LT352	72.90

TRUCK WHEEL DOLLIES

- Designed to allow one person to handle mounted truck wheels without lifting or straining
- Durable tubular steel construction
- 3 3/4" rollers turn and pivot wheel for perfect alignment with lugs
- Handles wheels up to 24" diameter
- Weight: 27 lbs.

Model No. LT223
Price/Each \$216.00



ENGINE STANDS

- Stands feature H or U shaped design for stability
- Heavy-duty welded steel base for durability
- 360° rotating head allows engines to be placed in the desired work position
- Full swivel casters allow for mobility



LA844



LA938

Model No.	Capacity lbs.	Base Length"	Stand Height"	Front Width"	Rear Width"	Wt. lbs.	Price /Each
LA844	1000	36	34 3/4	31	33 1/4	55	266.00
LA938	1250	34	34	33	33	83	339.00

HYDRAULIC LONG RAMS

- Ideal for applications such as floor cranes, engine hoists or trailer jacks
- Comes with flat/round base



Model No.	Cap. Tons	Height Min." Max." Lift"	Wt. lbs.	Price /Each
LA846	3	24 1/4 45 20 3/4"	30	204.00
LA850	8	24 1/4 45 20 3/4"	40	263.00



MAINTENANCE & BODY REPAIR KITS

Use for lifting, pushing, spreading, bending, clamping, straightening and other maintenance jobs. Each kit comes complete with plastic case for portability.

10 TONS INCLUDES:

- 20", 14", 10" and 4.25" extension tubes
- Serrated saddle with 1/2 ton spreader
- Rubber head, flat base, ram toe and plunger toe
- Wedge head, 90° V-base and pump with hose
- "SS" connector and 10-ton ram
- Weight: 69 lbs.

Model No. LA827
Price/Each \$723.00



2-TON FOLDING SHOP CRANES

- 8-ton hydraulic ram features top-of-stroke and safety overload bypass system for maximum pump protection
- 4-position boom extends from 43" to 64"
- Fold-up legs extend to 68 1/2" with safety pins
- Compact design uses less garage space when not in use
- Capacity: 4000 lbs
- Weight: 265 lbs.

Model No. LA561
Mfg. No. KFC-2T
Price/Each \$396.00



ARBOR PRESSES

- Precision cut steel rams and pinions for accurate operation
- Complete with four-position anvil



Model No.	Cap. Tons	Dia. of Work"	Cap." Cap."	Wt. lbs.	Price /Each
TM196	3	10 3/4	11 3/8	110	421.00

3/4 TON ENGINE LOAD LEVELERS

- Used for engine installation and removal
- Crank handle for tilting adjustments
- To be used with a crane
- Chain Length: 10" (13" including L Bracket)
- Capacity: 1500 lbs.
- Dimensions: 20 1/2" L x 2 3/8" W x 22" H
- Weight: 12 lbs.

Model No. LU115
Mfg. No. KLV-1500
Price/Each \$58.60




LU115



SAFETY STANDS

Safety stands are a must for shops that work with heavy equipment and require reliability and strength to ensure a safe working environment. Their unique design offers safety, stability, easy handling and space saving features.

- Preferably used with 4 stands in order to keep machine level
- Stackable for reduced storage requirements
- Light weight for easy handling
- Easy-to-carry handles
- Tapered shape, and anti-slip skid plate for maximum stability
- Wheel pocket limits risk of rolling off the stand
- Certified load capacity of 6 ton wheel load on each stand
- Galvanized finish



Model No.	Overall Dimensions L" x W" x H"	Wt. lbs.	Price /Pair
LB316	17 x 14 x 6	31	714.00
LB318	19 1/2 x 16 1/10 x 12	44	802.00

TRESTLE STANDS

- Steel plate construction with a galvanized finish
- Designed for heavy loads in industrial and construction applications
- Minimum of 2 units required for safe support
- Able to support dies, machinery, steel, etc.
- Holes in side plates for tie-down
- Easily moved by forklift or crane
- Overall dimensions: 48" L x 19" W x 30" H
- Top plate dimensions: 48" L x 4" W
- Tested to a safety factor of 4:1



Model No.	Load Capacity Tons	Wt. lbs.	Price /Each
LB320	8	205	1435.00
LB322	15	345	2018.00

Standard capacities range from 1-25 tons



MECHANIC'S ROLLER SEAT

- Frame is constructed of 1" steel tubing
- Padded seat rolls on ball bearing casters
- Reinforced vinyl over 1 3/4" thick foam
- Convenient under seat tray keeps tools and parts in easy reaching distance
- Shipped knocked down



Model No.	Description	Wt. lbs.	Price /Each
LT515	Standard roller seat	10	87.00
LT516	18" adjustable height roller seat	14	119.00

ROLLING KNEE DOLLY

- Great for people working on their knees
- Constructed of red molded plastic with foam cushioned knee cups
- Ideal for maintenance departments, automotive garages, and furniture warehouses
- Handy tool tray keeps tools in easy reach
- Frame Material : Molded Plastic
- Capacity: 350 lbs.
- Deck Dimensions: 20.25" W x 10" L
- Deck Height: 3.25"
- Wheel Material: Polyolefin

Model No. MN676
Price/Each \$53.80



CREEPER

- Creepers make repairs faster and easier
- Shipped knocked down



Model No.	Overall Dimensions L" x W" x H"	Description	Wt. lbs.	Price /Each
LA571	37 x 18 x 3 1/2	Fixed head rest	16	119.00
LT517	42 x 15 x 3 1/2	Adjustable headrest	20	139.00


STAG4 ERGONOMIC SEATING

- Ergonomic seat allows user to work in a kneeling position with comfort
- Reduced pressure sensations felt in the knees, ankles and lumbar region
- 1-lever mechanism for seat height adjustment and 20° adjustable slope for kneeling position
- Padding: Dual-density cushions, closed-cell foam
- Upholstery for standard unit: Easy to maintain black/grey mouburg and naugahyde, antibacterial, antistatic material
- For welding unit: Flame retardant natural cow suede
- Seat height adjustment: Standard pneumatic lift: 16" to 21"
- Dimensions:
Knees: 9.5" W x 16" D
Seat: 12.5" W x 12" D
Steel base: 21" x 27"
- Five 3" caster wheels with three brakes, adaptable to all surfaces
- Includes small tool tray



Model No.	Description	Price /Each
0G347	Ergonomic Bench	635.00
0G348	Ergonomic Bench w/Welding Fabric	767.00





RUBBER WHEEL CHOCKS

- Highly resistant to abrasion, impacts, corrosion, sun, salt, ozone and oil
- Steel ring on back
- 6 1/2" W x 7 1/2" H x 9 1/2" D
- Weight: 12.5 lbs.


Model No. KH032
Price/Each \$28.60



RUBBER WHEEL CHOCKS

- Constructed of reinforced rubber
- Resists tearing, abrasions, impacts, corrosion, sun, salt, and oil
- Handle on back for easy placement
- 9 7/8" L x 7 1/8" W x 7 1/2" H
- Weight: 9.5 lbs.

Model No. KH893
Price/Each \$24.90




RUBBER CHOCKS

Fabricated of a resilient rubber compound, reinforced for maximum wearability and strength.



Type A - May be used with chains
Type B - Traditional eyebolt for sturdy chain connection



URETHANE WHEEL CHOCKS

- Safety orange for greater visibility
- Molded-in hole through width of chock for attaching security chain (chain sold separately)
- Overall size: 11" L x 8" W x 8" H


Model No. KH897
Price/Each \$52.45



ICE CHOCKS


- Formed steel
- "Tooth" like bottom assures reliable grip
- Maximum holding power for snow and ice
- Overall dimensions: 10 1/2" L x 8" W x 9 1/4" H
- Powder-coated safety yellow finish for high visibility

Model No. KH964
Price/Each \$57.95



LAMINATED RUBBER CHOCKS

- Designed to fit curvature of tire for a strong grip
- Extra heavy duty laminated rubber and steel construction for use with heavy utility trucks and equipment. Load capacity: Up to 40 000 lbs.



Model No.	Type	Approx. Size W" x L" x H"	Wt. lbs.	Price /Each
KH600	A	8 x 9 x 6	10	23.35
KH601	B	8 x 9 x 6	10	20.90

Model No.	Approx. Size W" x L" x H"	Wt. lbs.	Price /Each
KH603	8 x 8 x 8	14	54.45

PREVENT ACCIDENTS!

Chocks are designed to provide maximum gripping power on practically any surface, wet or dry. They are resistant to sun, moisture, salt, oil and meet OSHA requirements

IRON WHEEL CHOCKS

Suited for your toughest jobs.

Colour:
KH799 - Blue
KH951 - Safety Yellow
KH017 - Natural



Model No.	Chock Material	Dimensions W" x L" x H"	Wt. lbs.	Price /Each
KH951	Ductile Iron	8 1/2 x 7 1/4 x 8 1/2	15	64.40
KH799	Ductile Iron	8 x 12 x 9	19	107.00
KH017	Ductile Iron	10 x 10 1/2 x 10 3/4	23	245.00

ALUMINUM WHEEL CHOCKS

High in strength but lightweight. Resists the effects of oil, salt, corrosion and weather. Non-sparking.



Model No.	Dimensions W" x L" x H"	Wt. lbs.	Price /Each
KH023	7 x 6 x 6	4	39.30
KH801	9 1/2 x 15 x 6 1/2	4	60.20
KH022	7 x 11 1/2 x 8	6	65.70

WHEEL CHOCK ACCESSORIES

18' SECURITY CHAIN W/HOOK

- Weight: 4 lbs.
- Model No. KH027**



10" X 14" CAUTION SIGNS

- Black letters on yellow field
- Weight: 6 oz.
- Vinyl

Model No. SAT137 English
Model No. SEE554 French



SAT137



SEE554

WHEEL CHOCK WALL BRACKETS

- Sturdy yellow metal construction
- Fits wheel chocks up to 10" wide
- Prevents loss of chock

Model No. KH963



Model No.	Description	Price /Each
KH027	18' Security Chain w/Hook	33.00
SAT137	English Caution Sign	19.80
SEE554	French Caution Sign	19.80
KH963	Wheel Chock Wall Bracket	43.50

RAIL CHOCKS

- These rugged steel rail chocks provide an effective means of blocking railcars for safe loading and unloading
- Steel points on chock heads bite into rail to prevent sliding. Standard finish in railroad maintenance yellow
- Integral 7 1/2" x 9 1/2" sign reads "chock"
- Single rail chock for stoppage in one direction; double rail chock for stoppage in both directions (with rubber strap and hooks for greater tension)
- Choice of exposed (above ground) or flush (level with ground) chocks



KH021



KH015

Model No.	Description	Wt. lbs.	Price /Each
FOR EXPOSED RAIL			
KH016	Single Chock	12	249.00
KH021	Double Chock	16	414.00
FOR FLUSH RAIL			
KH015	Single Chock	12	259.00
KH020	Double Chock	16	419.00

WHEEL CHOCK REFERENCE GUIDE

Select a wheel chock based on the gross operating weight and tire diameter of the vehicle.




TIRE DIAMETER RANGE

	Up to 32" Dia.	Up to 35" Dia.	Up to 38" Dia.	Up to 46" Dia.	Up to 65" Dia.	Up to 95" Dia.	Up to 105" Dia.	Up to 142" Dia.	Up to 165" Dia.	
GROSS VEHICLE OPERATING WEIGHT	Up to 30 000 lbs.	KH971 KH966	KH971	KH968	KH968	KH977 M0005	KH978	KH978	—	—
	Up to 40 000 lbs.	KH970 KH967	KH970	KH969	KH969	KH977 M0005	KH978	KH978	—	—
	Up to 50 000 lbs.	KH967	KH968	KH969	KH969	KH977, M0005	KH978	KH978	—	—
	Up to 60 000 lbs.	KH968 KH967	KH968	KH969 KH972 KH973	KH969 KH974 KH975	KH977 M0005	KH978	KH978	—	—
	Up to 70 000 lbs.	KH969	KH969	KH792 KH973	KH974 KH975	KH977 M0005	KH978	KH978	—	—
	Up to 80 000 lbs.	KH792 KH973	KH792 KH973	KH792 KH973	KH974 KH975	KH977 M0005	KH978	KH978	—	—
	Up to 150 000 lbs.	—	—	—	KH974 KH975	KH977 M0005	KH978	KH978	KH980	KH979
	Up to 245 000 lbs.	—	—	—	KH977	KH977 M0005	KH978	KH978	KH980	KH979
	Up to 366 000 lbs.	—	—	—	—	KH025	KH978	KH978	KH980	KH979
	Up to 550 000 lbs.	—	—	—	—	KH978	KH978	KH978	KH980	KH979
	Up to 855 000 lbs.	—	—	—	—	KH980	KH980	KH980	KH980	KH979
	Up to 1 600 000 lbs.	—	—	—	—	KH979	KH979	KH979	KH979	KH979

Note: A minimum of four wheel chocks must be used for gross vehicle operating weights from 855 000 - 1 600 000 lbs

GENERAL PURPOSE POLYURETHANE WHEEL CHOCKS

- Durable polyurethane construction
- Ideal for use with over-the-road trucks, trailers, pickups and utility vehicles
- Resistant to oils, fuels and solvents
- Easy-grip carrying handle
- Eyebolt for ropes or chains
- Colour: High visibility orange



KH968



HEAVY-DUTY POLYURETHANE WHEEL CHOCK

- Max Gross Vehicle Operating Weight: 245 000 lbs.
- For Tire Diameter: 46" to 65"
- Durable polyurethane construction
- Safety orange for greater visibility
- Resistant to oils, fuels and solvents
- Ideal for use with ground vehicles and heavy equipment
- Payloads up to 70 tons when using 2 x wheel chocks



Model No.	Mfg. No.	Overall Dimensions L" x W" x H"	Wt. lbs.	Price /Each
KH966	UC1400-4.5	10 x 8 1/2 x 5	4.5	82.50
KH967	UC1400-6	10 x 8 1/2 x 5	6	104.00
KH968	UC1500-4.5	11 1/2 x 9 x 8 1/2	4.5	79.90
KH969	UC1500-6	11 1/2 x 9 x 8 1/2	6	92.50
KH970	UC1700	11 1/4 x 8 x 8 1/4	3.5	65.90
KH971	UC1700	8 1/2 x 7 1/2 x 6 1/4	2	49.90

Model No.	Colour	Dimensions W" x D" x H"	Wt. lbs.	Price /Each
M0005	Orange	14 x 17 x 14	25	349.00

ALL-TERRAIN HEAVY-DUTY POLYURETHANE WHEEL CHOCKS

- Durable polyurethane construction
- Ideal for use with underground mining equipment, fire fighting and large utility vehicles
- Resistant to oils, fuels and solvents
- Easy-grip carrying handle
- Includes replaceable aluminum traction cleats or rubber pads
- Colour: Safety yellow



KH792

Model No.	Mfg. No.	Overall Dimensions L" x W" x H"	Base Configuration	Wt. lbs.	Price /Each
KH792	AT3512-AC	15 1/2 x 8 1/2 x 8 1/4	Aluminum Ice Cleat	6.9	299.00
KH973	AT3512-RP	15 1/2 x 8 1/2 x 8 1/4	Rubber Pad	6.7	289.00
KH974	AT3514-AC	21 x 11 1/4 x 12 1/4	Aluminum Ice Cleat	15.7	459.00
KH975	AT3514-RP	21 x 11 1/4 x 12 1/4	Rubber Pad	16.7	439.00

HEAVY-DUTY POLYURETHANE WHEEL CHOCKS

- Durable polyurethane construction
- Ideal for use with ground vehicles and heavy equipment
- Resistant to oils, fuels and solvents
- Easy-grip carrying handle
- Mounting hole for ropes, chains or brackets
- Includes replaceable rubber pads
- Optional studs available for increased traction on snow and ice
- Colour: Safety yellow



KH977

Model No.	Mfg. No.	Overall Dimensions L" x W" x H"	Wt. lbs.	Price /Each
KH977	MC3009	15 x 15 1/10 x 11	14.5	374.00
KH978	MC3010	17 7/10 x 15 1/2 x 10	19	539.00
KH979	MC3011	24 3/5 x 14 1/2 x 16	32	699.00
KH980	MC3012	21 9/10 x 14 9/10 x 10 3/5	23.75	629.00

AUTOMOTIVE & DOCK EQUIPMENT

AUTO STAND TRAILER STABILIZING JACKS

- Heavy gauge steel construction
- Large base pad (17" x 18 1/2")
- Gas activated, self levelling system
- 10" dia. semi-pneumatic rubber tires for easy handling
- 41"-50.5" height range
- Large trailer contact pad
- Capacity: 100 000 lbs.
- **Only one required per trailer**

Model No. KH791
Price/Each \$738.00



TRAILER STABILIZING JACKS

- Keeps tractorless trailers leveled while being loaded or unloaded
- Prevents accidents if wheel support collapses
- Stabilizes vehicle against load shifts
- Lowered height: 39 1/2"
- Raised height: 51"
- Removeable 37 1/2" positioning and ratcheting handle
- 8" dia support pad
- 8" wheels
- 100 000 lbs. supporting capacity each and 40 000 lbs lifting capacity
- **1 year warranty**
- **Recommended use in pairs**

Model No. KH777
Price/Each \$346.00



AUTO STAND PLUS

- Heavy gauge steel construction
- Gas activated, self-levelling system
- Ergonomic lever action to safely pin, removing the need to bend over
- 16" dia. semi-pneumatic wheels allow for easy outdoor manoeuvring
- Large base pad: 17" x 18 1/2"
- Large trailer contact pad
- Capacity: 100 000 lbs.
- **Only one required per trailer**

Model No. ML786
Price/Each \$893.00



ALUMINUM DECKING/SHORING BEAMS

- For 96" and 102" trailers
- Made from extruded high strength aluminum
- Designed to give maximum strength at the least possible weight
- Keyhole slot allows the beams to be hung and stored in the trailer out of the way when they are not in use
- Decking/Vertical Rating: 2000 lbs. uniformly distributed working load limit
- Head assemblies are all steel, zinc-plated and tapered for ease of operation
- Shoring/Horizontal Rating: 2000 lbs. uniformly distributed working load limit
- Comes standard with Kinedyne's patented "Kwik Latch" beam head release mechanism, for safe and quick beam deployment


Note: Working load limits are 1/3 of the ultimate breaking strength.

Model No. ND360
Mfg. No. FE8066-3
Price/Each \$87.80



SAF-T-LOK BARS

- Designed for economy and ease of operation
- Constructed with high strength industrial round tubing
- Easy to close and lock with its heavy-duty steel rack, handle and cast aluminum housing
- Replaceable molded pivoting rubber feet, 2" x 4" that grip firmly to trailer walls
- Easy to open trigger release
- Adjusts from 90° to 105°
- Optional cargo hoop set, two hoops, which bolts quickly and easily to provide greater area of holding surfaces (installation hardware included)
- Available in either steel or aluminum versions
- Extra long steel version is available upon request



KH575



KH574




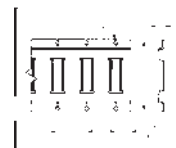
Model No.	Mfg. No.	Description	Wt. lbs.	Price /Each
ND698	10 085	Steel Saf-T-Lok Bar	11.4	36.60
KH574	10 088	Aluminum Saf-T-Lok Bar	17	45.70
KH575	10 096	Cargo Hoop Set	15	56.50

LOGISTIC TRACKS

SERIES E TRACK HORIZONTAL

- Material: High strength 12-gauge steel
- Minimum Yield: 43 000 PSI
- Finished: Galvanized
- Weight: 16.2 lb.
- Length: 10 ft.

Model No. ND359
Mfg. No. 43 001
Price/Each \$36.40



Warning:

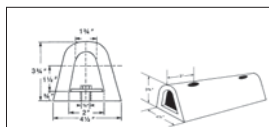
Welding galvanized material may form toxic fumes. Welding should be done with adequate ventilation.

EXTRUDED RUBBER DOCK FENDERS

D-4 DOCK FENDERS

- Guard against damaging impact
- Made of age, weather and abrasion-resistant synthetic rubber
- Easy to install and the trim appearance makes them well suited for use on trucks and truck docks
- Half oval shape allows radius to widen upon impact creating better deflection
- Easily installed manually or by power tools
- Hardware is concealed when installation is complete

Note: All given dimensions are nominal and may vary an average of 5% in manufacturing process.



Diagonal



Horizontal



Vertical

MOUNTING D-4 DOCK FENDERS

On Wood: Use 1/2" Lag Screws



Mounting Bar

On Concrete: Use 1/2" Self-Drilling Fasteners

On Steel: Weld 1/2" Studs on Centers as Required

In all cases, a drilled metal bar 3/16" x 1 1/2" should be inserted in the bore of the fender to act as a continuous washer.

Dimensions				Anchor Holes	Approx. Wt. lbs.	Fender Drilled		Mounting Bar Drilled	
W"	H"	x L"	Model No.			Price /Each	Model No.	Price /Each	
4 1/2	x 3 3/4	x 12		2 req., 6"*	4	KH658	20.20	KH662	6.15
4 1/2	x 3 3/4	x 18		2 req., 12"*	6	KH659	28.40	KH663	7.60
4 1/2	x 3 3/4	x 24		2 req., 18"*	9	KH660	38.90	KH664	8.90
4 1/2	x 3 3/4	x 36		3 req., 15"*	11	KH661	53.50	KH665	12.10

* Between holes

STEEL-FACED LAMINATED RUBBER DOCK BUMPERS

- One of the strongest forms of loading dock protection
- Used in docking areas where excessive friction from up and down movement occurs, air-ride trailers, yard jockeys, etc.
- 3/8" thick, heavy duty, high carbon, "floating" steel face plate withstands abrasive friction of air-ride trailers
- Enclosed design prolongs rubber life
- **3-year warranty**



Model No.	A"	Dimensions			Wt. lbs.	Price /Each
		B"	C"	D"		
4" PROJECTION						
HORIZONTAL STYLE						
KH705	4	12	14	7	58	149.00
KH706	4	12	18	7	72	210.00
KH707	4	12	24	7	90	251.00
KH708	4	12	36	7	145	406.00
VERTICAL STYLE						
KH709	4	20	11	7 1/2	75	188.00
KH710	4	24	11	9 1/2	90	219.00
6" PROJECTION						
HORIZONTAL STYLE						
KH712	6	12	14	7	62	198.00
KH713	6	12	18	7	78	242.00
KH714	6	12	24	7	105	303.00
KH715	6	12	36	7	166	430.00
VERTICAL STYLE						
KH716	6	20	11	7 1/2	83	222.00
KH717	6	24	11	9 1/2	100	262.00

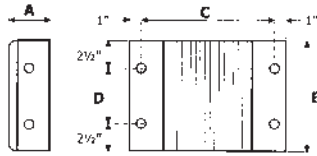
LAMINATED RUBBER DOCK BUMPERS

- Unlimited applications in factories, warehouses and docks
- Ideal for projecting above low docks, rub rails against walls, marine dock protection
- Greater longevity of bumpers is achieved because rubber laminates are manufactured from reclaimed truck tires
- Manufactured under pressure exceeding 1500 lbs. to absorb over 80% of the impact
- **1-year warranty**

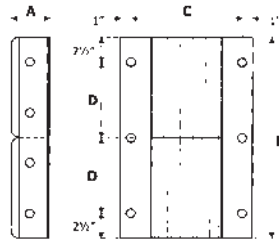


Model No.	A"	Dimensions			Wt. lbs.	Price /Each
		B"	C"	D"		
4" PROJECTION						
HORIZONTAL STYLE						
KH719	4	10	12	5	25	59.70
KH720	4	12	12	7	31	68.20
KH721	4	12	14	7	35	78.00
KH722	4	12	18	7	44	86.10
KH723	4	12	24	7	58	120.00
KH724	4	12	36	7	84	159.00
VERTICAL STYLE						
KH725	4	20	11	7 1/2	46	96.80
KH726	4	24	11	9 1/2	56	121.00
6" PROJECTION						
HORIZONTAL STYLE						
KH729	6	10	12	5	29	86.30
KH730	6	12	12	7	34	95.30
KH731	6	12	14	7	39	103.00
KH732	6	12	18	7	50	129.00
KH733	6	12	24	7	72	158.00
KH734	6	12	36	7	105	239.00
VERTICAL STYLE						
KH735	6	20	11	7 1/2	53	137.00
KH736	6	24	11	9 1/2	64	165.00
9" PROJECTION						
HORIZONTAL STYLE						
KH739	9	12	12	7	75	202.00
KH740	9	12	14	7	81	219.00
KH741	9	12	18	7	92	256.00
KH742	9	12	24	7	118	274.00
KH743	9	12	36	7	130	366.00
VERTICAL STYLE						
KH744	9	20	11	7 1/2	105	315.00
KH745	9	24	11	9 1/2	124	384.00

SELECTING THE PROPER SIZE OF DOCK BUMPER



Horizontal Style —
Laminated or Steel-Faced



Vertical Style —
Laminated or Steel-Faced

See pages 1448 to 1457
for trailer supplies



MOLDED DOCK BUMPERS

- Protects building and dock areas
- Shockproof, tear and freeze resistant



KLETON

Model No.	Type	Face size W" x H"	Overall Projection"	Wt. lbs.	Price /Each
KH005	Rectangular	13 x 10	4	16	36.65
KH009	Rectangular	18 x 10	4	32	55.85

AUTOMOTIVE & DOCK EQUIPMENT

ALUMINUM TWIN RAMPS WITH PERFORATED TRACTION GRIP

Provides a fast, safe means of moving vans, pickup trucks and some cars from ground level into and out of building docks. Perforated traction grip deck ensures safe, non-slip use in both wet or dry conditions. 1 1/2" side curbs. Choose the ramp length that will accommodate your truck or van at a gradual slope. Safety pins are included to secure ramps to dock or truck



Priced per Pair

Model No.	Cap. lbs.	Height		O.A. Width "	Inside Curb Width"	Length'	Wt. lbs.	Price /Each
		Max. 11" Incline	Min. "					
KH279	7000	17 1/2	12 1/2	19	15	8	52	1182.00
KH272	5500	22 1/2	16	19	15	10	64	1401.00
KH278	7000	27	19	19	15	12	105	1729.00
KH276	6000	32	22 1/2	19	15	14	120	1969.00
KH273	5500	36 1/2	25 1/2	19	15	16	138	2207.00
KH277	6000	41	29	20	15	18	170	2633.00
KH274	5500	46	32 1/2	20	15	20	190	2891.00
KH275	5500	55 1/2	39	20	15	24	250	3617.00

All prices F.O.B. Weston, Ontario. Hook Mount and Non-Skid treadplate surface also available. All products are non-returnable



ALUMINUM WALK RAMPS WITH PERFORATED TRACTION GRIP

Ideal for use with hand trucks and platform trucks. Lightweight, portable aluminum walkramps provide a fast, easy means of loading and unloading. Perforated Traction Grip Deck ensures safe, non-slip use in both wet and dry conditions. Determine the length of ramp which will descend at a gradual, safe slope. Safety pins are included to secure walkramp to truck or dock. **Not for use with pallet trucks or fork lifts.**



APRON MOUNT MODELS

Model No.	Cap. lbs.	Height		O.A. Width "	Inside Curb Width"	Length'	Wt. lbs.	Price /Each
		Max. 20" Incline	Min. 8"					
KH320	2500	22	10	24	21 1/2	6	55	563.00
KH322	2500	22	10	26	23 1/2	6	58	575.00
KH324	2500	22	10	32	29 1/2	6	66	651.00
KH326	2500	22	10	38	35 1/2	6	75	693.00
KH312	2000	30	13	24	21 1/2	8	72	684.00
KH314	2000	30	13	26	23 1/2	8	76	703.00
KH316	2000	30	13	32	29 1/2	8	88	798.00
KH318	2000	30	13	38	35 1/2	8	100	850.00
KH304	1700	38	16	24	21 1/2	10	90	807.00
KH306	1700	38	16	26	23 1/2	10	95	830.00
KH308	1700	38	16	32	29 1/2	10	110	939.00
KH310	1700	38	16	38	35 1/2	10	124	1005.00
KH296	1500	46	19	24	21 1/2	12	108	934.00
KH298	1500	46	19	26	23 1/2	12	114	958.00
KH300	1500	46	19	32	29 1/2	12	132	1080.00
KH302	1500	46	19	38	35 1/2	12	149	1160.00
KH288	1300	55	22	24	21 1/2	14	126	1057.00
KH290	1300	55	22	26	23 1/2	14	133	1085.00
KH292	1300	55	22	32	29 1/2	14	153	1222.00
KH294	1300	55	22	38	35 1/2	14	174	1317.00
KH280	1000	62	26	24	21 1/2	16	144	1217.00
KH282	1000	62	26	26	23 1/2	16	152	1256.00
KH284	1000	62	26	32	29 1/2	16	175	1401.00
KH286	1000	62	26	38	35 1/2	16	198	1510.00

All prices F.O.B. Weston, Ontario. Hook Mount and Non-Skid treadplate surface also available. All products are made to order and are non-returnable



EDGE-OF-DOCK LEVELLERS

Attaches easily to edge of dock. Self contained, no pit required. Provides access to trucks 5" higher or lower than dock height. Fast, spring assisted one man operation, automatically returns to stored position when truck pulls away. Maintenance free. Supplied with two 10" x 13" x 14" moulded rubber bumpers and steel bumper mounting blocks. 27 3/4" span with 15" lip gives 12 3/4" of usable lip projection beyond bumpers. 20000-lb. capacity.

Note: Lag plate required if no "C" channel is cast into edge of dock wall.


Model No.	Span"	Deck Width"	Overall Width"	Wt. lbs.	Price /Each
KH346	27 3/4	66	96	495	P.O.A.
KH347	27 3/4	72	102	530	P.O.A.

F.O.B. Guelph, Ontario

OPTIONAL

Model No.	Description	Price /Each
KH385	1/4" x 12" x 96" top lag plate	P.O.A.
KH384	1/4" x 12" x 102" top lag plate	P.O.A.

All products are made to order and non-returnable. Hook mount and non-skid treadplate surface also available.



TRUCK SLIDER RAMPS

Inquire about our line of Below-Truck Aluminum Slider Ramps. Available with or without steel ramp carrier.

Steel Carrier



Lightweight Aluminum Slider

AUTOMOTIVE & DOCK EQUIPMENT

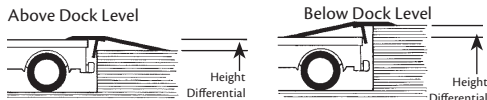
ALUMINUM DOCKPLATES

Skid resistant safety tread deck. Bevelled edges allow smooth access from either end. Bend at upper end permits both ends of plate to lie flat. Steel legs fit between dock and truck; prevent movement when in use. High tensile aluminum alloy construction; no welds to break.



HOW TO ORDER:

1. **Select dockplate width:** add 12" to width of equipment to be used on dockplate.
2. **Determine height differential:** (the vertical distance from dock floor to truck floor) The height differential decides the necessary plate length.
3. **Select the necessary capacity.**



COMBINATION BOARDS

For a height differential exceeding 11", use a ramp in combination with dockplate. Each plate can be converted to an equivalent-size ramp. Call us with your requirements.




Size W" x L"	Height Diff."	Light Duty - 1/4" ga.				Regular Duty - 3/8" ga.				Heavy Duty - 1/2" ga.				Extra Heavy Duty - 5/8" ga.			
		Model No.	Cap. lbs.	Wt. lbs.	Price /Each	Model No.	Cap. lbs.	Wt. lbs.	Price /Each	Model No.	Cap. lbs.	Wt. lbs.	Price /Each	Model No.	Cap. lbs.	Wt. lbs.	Price /Each
36 x 48	7	KH206	700	53	372.00	KH148	1700	71	491.00	KH193	3000	97	639.00	-	-	-	-
42 x 48	7	KH207	800	60	421.00	KH153	2000	82	560.00	KH194	3500	110	731.00	-	-	-	-
48 x 24	3	KH208	1800	36	273.00	KH154	4500	48	352.00	-	-	-	-	-	-	-	-
48 x 30	4	KH209	1450	44	322.00	KH155	3600	60	421.00	-	-	-	-	-	-	-	-
48 x 36	5	KH210	1250	52	372.00	KH156	3000	70	490.00	KH195	5400	94	639.00	-	-	-	-
48 x 42	6	KH211	1050	60	421.00	KH157	2600	82	560.00	KH196	4600	110	731.00	-	-	-	-
48 x 48	7	KH212	900	67	471.00	KH158	2200	92	631.00	KH197	4000	124	820.00	-	-	-	-
48 x 54	8	KH213	760	76	527.00	-	-	-	-	-	-	-	-	-	-	-	-
48 x 60	9	KH214	600	83	586.00	KH159	1500	114	791.00	KH198	2700	155	1038.00	-	-	-	-
48 x 72	11	KH215	400	100	703.00	KH160	1100	136	946.00	KH199	2000	184	1221.00	-	-	-	-
60 x 24	3	KH216	2200	43	331.00	KH170	5600	59	432.00	KH200	10000	79	537.00	KH328	15600	98	750.00
60 x 30	4	KH217	1800	54	395.00	-	-	-	-	-	-	-	-	-	-	-	-
60 x 36	5	KH218	1500	63	457.00	KH171	3700	86	606.00	KH201	6700	114	765.00	KH329	10500	141	1075.00
60 x 42	6	KH219	1300	73	520.00	-	-	-	-	-	-	-	-	-	-	-	-
60 x 48	7	KH220	1100	83	581.00	KH172	2800	113	786.00	KH202	5000	151	1033.00	KH330	7800	186	1429.00
60 x 60	9	KH221	880	102	727.00	KH173	2200	140	977.00	-	-	-	-	-	-	-	-
72 x 24	3	KH222	2600	51	394.00	KH174	6700	76	511.00	KH203	12000	94	649.00	KH331	18700	115	890.00
72 x 30	4	KH223	1950	63	466.00	-	-	-	-	-	-	-	-	-	-	-	-
72 x 36	5	KH224	1650	74	548.00	KH175	4500	105	727.00	KH204	8000	135	932.00	KH332	12600	166	1289.00
72 x 48	7	KH225	1300	97	696.00	KH176	3300	135	941.00	KH205	6000	178	1215.00	KH333	9400	220	1688.00
72 x 60	9	KH226	900	121	861.00	-	-	-	-	-	-	-	-	-	-	-	-

All Prices F.O.B. Weston, Ontario and items are non-returnable.

ALUMINUM DOCKBOARDS

Ideal for truck or rail applications. Curb design adds strength and prevents equipment run-off. Skid resistant safety tread deck. Bevelled edges allow smooth access from either end. Bend at upper end permits both ends of plate to lie flat. Steel legs fit between dock and truck or railcar, prevent movement when in use. High tensile aluminum alloy construction.



Model No.	Width		Overall Length"	Height Diff."	Wt. lbs.	Price /Each	
	Cap. lbs.	Inside Curbs"					
KH149	4000	51	54	60	9	164	1161.00
KH150	4000	51	54	72	11	210	1320.00
KH151	4000	57	60	60	9	177	1241.00
KH152	4000	57	60	72	11	225	1414.00
KH161	6000	51	54	48	7	143	1003.00
KH162	6000	50	54	60	9	177	1170.00
KH163	6000	50	54	72	11	225	1406.00
KH164	6000	57	60	48	7	153	1066.00
KH165	6000	56	60	72	11	240	1427.00
KH166	6000	63	66	36	5	123	939.00
KH167	6000	63	66	48	7	163	1130.00
KH168	6000	62	66	60	9	203	1330.00
KH169	6000	69	72	48	7	174	1192.00
KH177	8000	51	54	36	5	106	842.00
KH178	8000	50	54	48	7	149	1010.00
KH179	8000	50	54	60	9	188	1181.00
KH180	8000	50	54	72	11	236	1491.00
KH181	8000	57	60	36	5	115	891.00
KH182	8000	56	60	48	7	160	1074.00
KH183	8000	56	60	60	9	201	1250.00
KH184	8000	56	60	72	11	251	1587.00
KH185	8000	69	72	30	4	110	890.00
KH186	8000	68	72	48	7	181	1200.00
KH187	8000	68	72	60	9	227	1483.00
KH188	8000	68	72	72	11	282	1778.00
KH189	8000	68	72	84	13	340	1988.00
KH105	10000	51	54	36	5	127	975.00
KH106	10000	50	54	48	7	176	1184.00
KH107	10000	50	54	60	9	222	1547.00
KH108	10000	50	54	72	11	276	1751.00
KH109	10000	56	60	60	9	239	1565.00
KH110	10000	56	60	72	11	297	1876.00
KH111	10000	63	66	36	5	148	1097.00
KH112	10000	62	66	48	7	197	1423.00

Model No.	Width		Overall Length"	Height Diff."	Wt. lbs.	Price /Each	
	Cap. lbs.	Inside curbs"					
KH113	10000	62	66	60	9	256	1743.00
KH115	10000	69	72	48	7	210	1497.00
KH116	10000	68	72	60	9	273	1847.00
KH117	10000	68	72	72	11	337	2179.00
KH118	10000	68	72	84	13	403	2463.00
KH119	12000	57	60	36	5	137	1036.00
KH120	12000	56	60	48	7	190	1266.00
KH121	12000	56	60	60	9	249	1648.00
KH122	12000	69	72	36	5	158	1160.00
KH123	12000	68	72	48	7	217	1507.00
KH125	12000	68	72	84	13	319	2263.00
KH126	14000	56	60	36	5	143	1041.00
KH127	14000	56	60	48	7	190	1422.00
KH128	14000	56	60	60	9	249	1661.00
KH129	14000	56	60	72	11	313	1945.00
KH130	14000	62	66	36	5	148	1105.00
KH131	14000	62	66	48	7	204	1507.00
KH132	14000	62	66	60	9	266	1764.00
KH133	14000	62	66	72	11	333	2069.00
KH134	14000	68	72	36	5	160	1166.00
KH135	14000	68	72	48	7	220	1588.00
KH136	14000	68	72	60	9	283	1855.00
KH137	14000	68	72	72	11	353	2193.00
KH138	14000	68	72	84	13	456	2480.00
KH139	16000	68	72	60	9	330	2399.00
KH140	16000	68	72	72	11	412	2861.00
KH141	16000	68	72	84	13	540	3328.00
KH142	18000	69	72	36	5	187	1493.00
KH143	20000	68	72	36	5	187	1498.00
KH144	20000	68	72	48	7	267	2026.00
KH145	20000	68	72	60	9	344	2411.00
KH146	20000	68	72	72	11	412	2875.00
KH147	20000	67	72	84	13	564	3345.00

All Prices F.O.B. Weston, Ontario and items are non-returnable.

OPTIONS: RAIL DOCKBOARDS

Fixed Spanlocks provide quick and safe access between dock and railcar, or between railcars. Sold in pairs.

Model No. KH192 Price/Each \$109.00

Adjustable Spanlocks permit use of the same board on truck or rail docks. Easily adjusted for various spans.

Sold in pairs.

Model No. KH190 Price/Each \$223.00

OPTIONS: FORKLIFT HANDLES

Makes movement of heavy boards and plates easy and safe. Recommended for boards and plates over 140 lbs. Sold in pairs.

Model No. KH191 Price/Each \$114.00

HOW TO ORDER:

1. Determine required capacity: 90% of gross weight for forklift trucks; 67% of gross weight for powered pallet trucks. Example: Wt. of Forklift + Wt. of Heaviest Load = Gross Weight x .90 = Required Capacity (5,500 lbs. + 10,000 lbs. = 15,500 x .90 = 13,500 lbs.)
2. Select dockboard width: add 12" to width of equipment to be used on dockboard.
3. Determine height differential (the vertical distance from dock floor to truck floor).

ALUMINUM WHEEL RISERS

Ideal for use when the loading dock is higher than the trailer bed. Levels out trailer/wheel dock; facilitates loading and unloading. 24" wide. 25 000 lbs. capacity per pair.



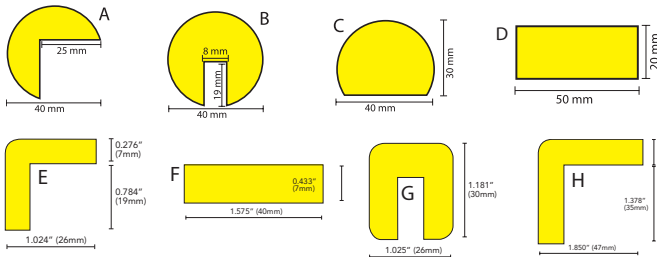
Priced per Pair

Model No.	Height"	Deck Length"	Approach Length"	Overall Length"	Wt. lbs. /pair	Price /Each
KH061	6	24	21	45	124	1312.00
KH062	8	24	28	52	150	1533.00
KH064	10	24	35	59	178	1766.00
KH066	12	24	42	66	210	2024.00
KH063	6	36	21	57	164	1613.00
KH065	8	36	28	64	194	1824.00
KH068	10	36	35	71	226	2075.00
KH070	12	36	42	78	263	2394.00
KH067	6	48	21	69	204	1887.00
KH069	8	48	28	76	238	2141.00
KH071	10	48	35	83	274	2426.00
KH072	12	48	42	90	316	2689.00

SOFT EDGE FLEXIBLE WARNING & PROTECTION SYSTEMS

- Tough, flexible polyurethane foam extrusions reduce the risk of personnel injury at high risk corners
- When applied to machinery, furnishings and walls, Soft Edge prevents impact damages by absorbing even the hardest of impacts
- Highly visible black and yellow markings offer permanent warning in dangerous areas
- Simple "peel-away" adhesive installation on grease-free surfaces
- Excellent temperature range from -40°C to 100°C

Knuffi



Style	1 Metre Model No.	Price /Each	5 Metres Model No.	Price /Each
A	KH866	41.10	KH865	180.00
B*	KH868	39.30	KH867	178.00
C	KH870	40.40	KH869	181.00
D	KH872	49.40	KH871	244.00
E	KH952	39.10	KH953	192.00
F	KH954	38.00	KH955	190.00
G*	KH956	50.30	KH957	251.00
H	KH958	51.50	KH959	257.00

* Does not have peel-away adhesive. Held by pressure fit.

CORNER ACCESSORIES

Makes a neat corner where two foam bumper guards protection profiles meet.



Knuffi

Model No.	Description	Price /Each
MN379	2 Way - Use with Profile A	33.00
MN380	3 Way - Use with Profile A	35.10
MN381	2 Way - Use with Profile E	30.20
MN382	3 Way - Use with Profile E	32.70
MN383	2 Way - Use with Profile H	36.10
MN384	3 Way - Use with Profile H	38.20

CORNER PROTECTORS

- Corner Protectors help prevent damage to walls in areas with forklifts, hand trucks and other warehousing traffic
- These guard are high-visibility yellow
- Made with high density polyethylene (HDPE)
- Crack and chip resistant
- Feature unique energy absorbing construction
- Anchors not included
- Can be mounted end to end
- **Sold in sets of 2 protectors**
- Material: Polyethylene



Sold per Set

Model No.	Dimensions			Wt. lbs.	Price /Each
	L" x	W" x	H"		
KH994	10 x	6 x	21	10	104.00
KH995	10 x	6 x	42	20	169.00

WALL PROTECTORS

- Wall Protectors help prevent damage to walls in areas with forklifts, hand trucks and other warehousing traffic
- These guard are high-visibility yellow
- Made with high density polyethylene (HDPE)
- Crack and chip resistant
- Feature unique energy absorbing construction
- Anchors not included
- Can be mounted end to end
- **Sold in sets of 2 protectors**
- Material: Polyethylene



Sold per Set

Model No.	Dimensions			Wt. lbs.	Price /Each
	L" x	W" x	H"		
KH996	42 x	2 x	6	8	129.00
KH997	42 x	2 x	10	14	139.00

SAFETY LIFT GATE

- The Lift Gate can be lifted out of the way with a single finger
- Simply lift and the self folding action folds the gate in a vertical position
- With the assistance of the air assist cylinder the gate can be lifted with the slightest of effort
- Manufactured of steel tubing with a corrosion resistant coating
- Ideal for mounting on loading dock doors to help reduce the possibility of people falling
- Unique design can be either wall or floor mounted
- Gate type: Single
- Gate section sold individually



Shown with 2 units



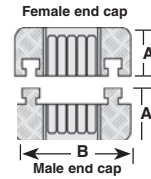
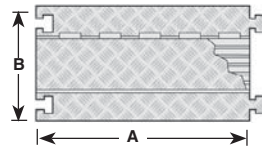
Model No.	Mfg. No.	Expanded Height"	Collapsed Height"	Expanded Length'	Collapsed Length"	Wt. lbs.	Price /Each
MN700	SLG-6	42-5/8	110-3/4	6	6-3/4	18	788.00
MN701	SLG-10	42-5/8	158-3/4	10	6-3/4	30	961.00

AUTOMOTIVE & DOCK EQUIPMENT

MODULAR CABLE & HOSE PROTECTION SYSTEMS

FEATURES:

- Polyurethane construction, non-conductive material
- 36" length per lineal protector
- Five bar tread plate surface
- Safety warning symbols molded into protector
- Modular interlocking design
- Recessed carrying handle
- Patented T-Connectors to extend to any length
- Universal safety colours




T-connector systems

BENEFITS:

- Weather and abrasion resistant; high load-bearing capacity
- Insulates electrical cables from human contact
- Increases traction
- Lightweight; easy to transport, set-up, breakdown, and store; multi-length applications
- Allows for moving with ease
- High visibility



KH699



KH700



KH702


CHECKERS®
INDUSTRIAL SAFETY PRODUCTS, INC.

Model No.	Description	A L"	B W"	C H"	D Channel W"	E Channel H"	lbs. per tire at 21°C	Max. Load Wt. lbs.	Price /Each
EXTRA HEAVY-DUTY									
KH687	5-Channel Protector	36	20	2 5/16	1 1/4	1 1/4	20 150	25	429.00
KH688	5-Channel End Caps (Female)	7 1/2	20	2 5/16	1 1/4	1 1/4	20 150	3.5	249.00
	5-Channel End Caps (Male)	5 1/4	20	2 5/16	1 1/4	1 1/4	20 150	3.5	249.00
KH691	4-Channel Protector	36	20	2 5/16	1 5/8	1 1/4	20 150	26	529.00
KH692	4-Channel End Caps (Female)	7 1/2	20	2 5/16	1 5/8	1 1/4	20 150	3.5	249.00
	4-Channel End Caps (Male)	5 1/4	20	2 5/16	1 5/8	1 1/4	20 150	3.5	249.00
KH695	3-Channel Protector	36	20	3 1/16	2 1/4	2 1/4	14 210	28	629.00
KH696	3-Channel End Caps (Female)	8 1/4	20	3 1/16	2 1/4	2 1/4	14 210	4	305.00
	3-Channel End Caps (Male)	6	20	3 1/16	2 1/4	2 1/4	14 210	4	305.00
KH699	2-Channel Protector	36	22	4 1/8	3 1/4	3 1/4	10 880	33	799.00
HEAVY-DUTY GENERAL PURPOSE									
KH700	5-Channel Protector	36	17 1/4	1 15/16	1 5/16	1 5/16	10 500	22	335.00
KH701*	5-Channel End Caps	4 3/4	17 1/4	1 15/16	1 5/16	1 5/16	10 500	2.7	229.00
	1-Channel Protector	36	11 1/2	1 5/8	1 1/4	1 1/4	11 700	13	265.00

*Female and male end cap included

INDUSTRIAL CORD COVERS

- Protect your cables from foot and vehicular traffic
- Constructed from non-conductive vulcanized rubber
- Suitable for indoor and outdoor use
- Withstands car and light truck traffic up to 5000 lbs. per axle
- Stronger and longer lasting than PVC covers
- Excellent in temperatures from -40°C to 150°C
- Black with yellow safety stripe



LIND EQUIPMENT

5' Model No.	10' Model No.	Description	W"	H"	W"	Channel H"	Price /Each
KH907	KH908	1 Channel	3 1/4	3/4	3/4	1/2	48.50
KH909	KH910	1 Channel	3	1	1	3/4	53.50
KH911	KH912	2 Channels	5 1/2	1 1/8	7/8	3/4	157.00
KH913	-	1 Channel	6	1 7/8	1 1/2	1 1/2	259.00

LIGHT-DUTY CHANNEL SYSTEMS

- Gripper® connector system
- Made from tough, high impact absorbing, non-conductive polyurethane
- Resistant to oil, fuels and lubricants
- Recessed carrying handle molded in to the underside of the protector
- Capacity: 5,000 lbs. per tire at 21°C
- Colours: grey and safety yellow

CHECKERS®
INDUSTRIAL SAFETY PRODUCTS, INC.



Gripper® connector system



Model No.	Description	Overall Dimensions			Channel Dimensions		Wt. lbs.	Price /Each
		A Length"	B Width"	C Height"	D Diameter"	E Height"		
KH981	5 Channel Protector	36	16 4/9	1 3/5	1 1/4	1 1/4	12.75	235.00
KH986	3 Channel Protector	36	18 1/5	2 1/4	2 1/4	2 1/4	23	315.00

OFFICE PRODUCTS

INSTRUMENTS, SCALES & ELECTRICAL

SHIPPING & PACKAGING

TOOLS & EQUIPMENT

WELDING & METALWORKING

SAFETY EQUIPMENT & SUPPLIES


JANITORIAL & MAINTENANCE

MATERIAL HANDLING & STORAGE

AUTOMOTIVE & DOCK EQUIPMENT

FLOORTRAKS®

- Ideal for cables that run over the floor where portable cords and cables cannot be concealed
- Flexible, non metallic cover
- Protects, organizes and reduces trip hazards
- Available in three different sizes
- Handles cables up to 1.25" (31.8 mm) in diameter



DIMENSIONS OF FLOORTRAKS™

FloorTrak®	2	3	4
Width	2.75"	3.00"	3.25"
Height	0.53"	0.75"	1.10"
Ctr. Hole	0.60" x 0.31"	0.75" x 0.50"	1.21" x 0.75"



Black	Brown	Beige	Grey	Yellow	Description	Length'	Price /Each
XA042	XA038	XA005	XA001	XA039	FloorTrak® 2	10	39.50
XA009	XA041	XA040	XA006	XA245	FloorTrak® 3	5	29.60
XA043	-	-	-	XA046	FloorTrak® 4	5	36.60

HALOGEN DOCK LIGHTS

- 40" full extension
- Tempered glass lens with protective wire guard
- Light fixture can pivot up and down
- Includes two 500W quartz halogen bulbs
- Arm has spare bulb holder built in
- Suitable for wet areas
- On/Off toggle switch
- 6' cord with ground
- Certified for sale in Canada by an accredited certification body



LIND  EQUIPMENT

Model No.	Arm Length"	Head Type	Wt. lbs.	Price /Each
XA673	40	Aluminum	15	227.00

ULTRA-SIDEWINDER® CABLE PROTECTION SYSTEM

- Innovative new solution for protecting cables that run across a floor
- Design articulates left and right - allowing the system to turn corners and adapt to the layout of the room
- Simple "snap in" assembly - no tools or cutting required
- Fully customizable lengths available in 3 or 1 foot sections
- Black and yellow colour provides additional safety visual warning




MN716

Model No.	Description	Capacity lbs.	Dimensions L" x W" x H"	Channel Width" Height"	Minimum Radius"	End Caps	Price /Each
MN716	Small	32,000	40 x 3 x 3/4	3/4 3/8	10.5	Included	47.40
MN717	Small	32,000	12 x 3 x 3/4	3/4 3/8	10.5	Not Included	17.60
MN718	Medium	13,500	40 x 9 3/4 x 1 3/8	3 3/4	24	Included	154.00
MN719	Medium	13,500	12 x 9 3/4 x 1 3/8	3 3/4	24	Not Included	55.00
MN720	Large	13,500	40 x 13 5/8 x 2 1/8	3 1 1/2	33	Included	206.00
MN721	Large	13,500	12 x 13 5/8 x 2 1/8	3 1 1/2	33	Not Included	74.30

DOCK LOADING LIGHTS WITH FLEXIBLE ARM

- Rubber enclosed shock absorber allows arm to deflect if struck by doors or lift trucks
- Durable design and construction reduces maintenance costs
- Includes: Lamp cover
- Certified for sale in Canada by an accredited certification body



XC462



Model No.	Extended Arm Length"	Head Type	Wt. lbs.	Price /Each
XC455	40	Metal	17	284.00
XC461	60	Metal	21	307.00
XC462	40	Polycarbonate	16	262.00
XC463	60	Polycarbonate	20	286.00

LED FLEXIBLE ARM DOCK LIGHTS

- Designed to light up the longest of trailers with no wasted light
- LEDs last over 50,000 hours with low heat emission
- Flexible arm allows for unlimited positioning
- Housing is made from durable polycarbonate polymer resistant to cold temperatures
- Low energy usage of 16 W
- Light output equivalent to a 150 W PAR28 bulb
- Dimensions: 42 1/2" L x 6" H
- Weight: 12 lbs.
- Certified for sale in Canada by an accredited certification body

Model No. XC756
Price/Each \$786.00



LIND  EQUIPMENT

HEAVY-DUTY LED DOCK LIGHT

- 40" full extension arm with five pivot points
- Cool to the touch, even if left running for extended lengths of time
- Instant start-up, at full output, even in cold temperatures
- Rugged cast aluminum housing, tempered glass lens
- Low energy usage at 38 W
- 3500 lumens
- LED array lasts for 50,000 hours
- Rated for outdoor use
- 10' power cord with 5-15P plug
- Certified for sale in Canada by an accredited certification body

Model No. XD022
Price/Each \$279.00



LIND  EQUIPMENT

LED LOADING DOCK LIGHTS

HEAVY-DUTY

- Rugged cast aluminum housing with LEDs built-in to the dock light housing
- Uses only 18 watts of energy
- Provides more light than a 300-watt spot light
- Ideal for food service industries or refrigerated warehouses
- LED light head is completely sealed with a shatterproof polycarbonate lens
- No fragile filament or glass parts to break
- On/off switch and strain relief located in the recessed back plate
- Rated for wet locations IP66, NEMA4
- All LED models have an average life of 60,000 hours
- Certified for sale in Canada by an accredited certification body
- 5-year warranty



Model No.	Arm Length"	Wt. lbs.	Price /Each
ADJUSTABLE SINGLE STRUT			
XC696	24	18	530.00
XC697	40	20	543.00
XC698	60	23	560.00
DOUBLE STRUT			
XC692	24	18	540.00
XC693	40	21	555.00
XC694	60	25	572.00
XC695	90	34	704.00
ADJUSTABLE DOUBLE STRUT			
XC699	40	26	563.00
XC700	60	36	582.00
XD023	H.D. LED head only	8	434.00

METAL OR POLYCARBONATE SERIES


- LED emits white light cool to the touch
- Uses only 14 watts of energy
- Provides the equivalent of a 150-watt incandescent bulb
- LEDs are built-in to the dock light housing; more durable than screw in type fixtures
- All LED models have an average life of 60,000 hours
- **XD040** (DLGN-L1) model incorporates a stainless steel neck that bends to simplify positioning
- Certified for sale in Canada by an accredited certification body
- 5-year warranty



Model No.	Arm Length"	Head Type	Wt. lbs.	Price /Each
ADJUSTABLE SINGLE STRUT				
XD024	24	Metal	15	421.00
XD025	40	Metal	18	432.00
XD026	60	Metal	21	444.00
XD027	24	Polycarbonate	15	389.00
XD028	40	Polycarbonate	17	399.00
XD029	60	Polycarbonate	20	418.00
DOUBLE STRUT				
XD030	24	Metal	16	434.00
XD031	40	Metal	18	447.00
XD032	60	Metal	23	460.00
XD033	24	Polycarbonate	15	402.00
XD034	40	Polycarbonate	17	416.00
XD035	60	Polycarbonate	22	434.00
ADJUSTABLE DOUBLE STRUT				
XD036	40	Metal	23	456.00
XD037	60	Metal	33	469.00
XD038	40	Polycarbonate	23	425.00
XD039	60	Polycarbonate	33	442.00
GOOSENECK - FLEXIBLE STAINLESS STEEL NECK				
XD040	27"	Polycarbonate	10	517.00
ACCESSORIES				
XD041	Metal LED modular, lamp head only		6	363.00
XD042	Polycarbonate LED modular, lamp head only		5	338.00


DOCK LIGHTS

- The adjustable models allow flexible horizontal and vertical positioning
- 1 1/2", 14-gauge square steel tubing
- Two-piece wall bracket assures secure mounting
- Available with either metal head or with a "cool to the touch" polycarbonate head that will not dent or break
- Comes with wire lamp guard
- Suitable for PAR-38 LED lamps
- Certified for sale in Canada by an accredited certification body



Model No.	Arm Length"	Head Type	Wt. lbs.	Price/Each
ADJUSTABLE SINGLE STRUT				
XA213	40	Metal	16	164.00
XA208	60	Metal	21	188.00
XC446	40	Polycarbonate	15	148.00
XC447	60	Polycarbonate	20	168.00
DOUBLE STRUT - HORIZONTAL POSITIONING ONLY				
XA212	24	Metal	16	170.00
XA211	40	Metal	18	184.00
XA214	60	Metal	23	205.00
XA349	90	Metal	35	343.00
XC448	24	Polycarbonate	15	151.00
XC449	40	Polycarbonate	17	164.00
XC450	60	Polycarbonate	22	184.00
XC451	90	Polycarbonate	34	313.00
ADJUSTABLE DOUBLE STRUT				
XA619	40	Metal	18	192.00
XA620	60	Metal	21	212.00
XA621	90	Metal	31	353.00
XA623	40	Polycarbonate	17	172.00
XA624	60	Polycarbonate	20	192.00
XA625	90	Polycarbonate	30	320.00
ACCESSORIES				
Model No.	Description	Price/Each		
XA209	Replacement wire guard for metal head	25.10		
XC731	Replacement wire guard for polycarbonate head	23.90		
XC571	Replacement PAR-38 lamp	6.89		
XD043	Replacement PAR-38 LED lamp	149.00		
XC224	Replacement metal head	126.00		
XC445	Replacement polycarbonate head	114.00		

DOCK LIGHTING

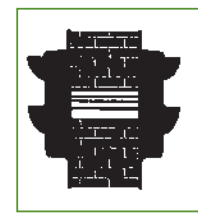


LED STOP & GO LIGHTS

Loading Dock Stop & Go Light is a safety signaling device that alerts truck drivers and loading dock personnel to the safety status of docked or docking trucks.

- Simple, reliable and cost-effective warning system that reduces the risk of accidents around the loading dock
- Establishes a clear line of communication between drivers and dock personnel
- Safety yellow polypropylene housing will not rust, pit, dent or corrode
- Shallow depth of unit (less than most dock bumpers) prevents damage to the Stop & Go Light
- Integral eyebrow-type sun visors create extended visibility
- Mounting holes conform to standard building specifications
- Units can be used indoors or outdoors
- Dimensions: 6 3/8" W x 3 3/4" D x 11 3/8" H. Lens diameter: 4 1/4"
- Certified for sale in Canada by an accredited certification body
- Weight: 2 lbs. per single unit, 4 lbs. for the set

 Uses 80% less energy



IDEAL FOR ANY VEHICLE, INDICATING HAZARDOUS AREAS OR PLANT CONTROL



12 VDC	Model No. 24 VDC	115 VAC	Description	Price /Each
XC100	XC101	XC102	Stop & Go – w/o flasher or switch	173.00
XC103	XC104	XC105	Stop & Go – w/flasher & switch	216.00
XC106	XC107	XC108	Stop & Go – Set, including one of each of the above	377.00

TRAFFIC CONTROL SYSTEMS

The TCS 3000 Series outlines the docking area and makes backing up and spotting trailers easy. Safety is maintained through clear communication, while avoiding injury to personnel and costly damage to loading docks, equipment and buildings. The red and green LED lights are instantly understood as "Stop" and "Go", providing clear signals to dock attendants inside the building and truck drivers outside the building.



 **IRONGuard**
Protecting Your People

APPLICATIONS

- Control entry to parking garages, loading dock areas and drive-thru or any high traffic areas
- Guide trucks backing into loading docks
- Warn workers and drivers of hazardous situations

FEATURES

- LEDs provide up to 100,000 hours or 10 years of continuous use
- LEDs provide a high quality light with no glare
- Uses 30% less energy than conventional incandescent guide light units
- Recessed LED's are shock, vibration and temperature proof, and produce no heat
- Service/maintenance free, no need to replace bulbs or lenses
- Will not rust, pit or corrode

SPECIFICATIONS

- Operating and storage temperatures range from -40°C to 85°C
- Embedded wiring on the back of the panel makes the lights moisture, water and weather resistant
- Each light fixture includes a 15' long wiring cable and requires 12 V or 24 V AC, 0.2 A
- 110 V
- Pre-drilled mounting holes provide easy installation
- Certified for sale in Canada by an accredited certification body


Model No.	Mfg. No.	Description	Price /Each
XC796	60-5412-U	Interior 12 V/24 V universal	161.00
XC797	60-5411-U	Exterior 12 V/24 V universal	163.00
XC798	60-5412-110	Interior 110 V/CSA	231.00
XC799	60-5411-110	Exterior 110 V/CSA	183.00

Note: When purchasing a system (inside/outside) for 110 V install, the interior model XC798 at 110 V is only required. This unit will accept the 24 V from exterior unit. As a system the outside MUST be 24 V, the only time one would need a 110 V outside is if they are plugging into another control box that outputs only 110 V.

TCS 3000 SURE-DOCK

- Using the Sure-Dock system truck drivers can safely center their truck and/or trailer between the Sure-Dock panels
- Panels sold individually

Model No.	Mfg. No.	Description	Price /Each
XC800	60-5414-U	Sure-Dock 12 V/24 V universal	150.00
XC801	60-5414-110	Sure-Dock 110 V	167.00



Sure-Dock

XC798 Interior



"Stop" and "Go" Light



XC799 Exterior

350TR VIBRATONE® HORNS

- Produces a very loud horn tone by the electromechanical vibration of a diaphragm
- Capable of reproducing coded blasts or sustained tones
- This horn is excellent for general alarm, start and dismal, coded paging, and process control signalling in areas of high ambient noise levels
- Effective range of 320' at 70 dB
- 120 VAC
- Produces 100 dB at 10'
- UL and cUL Listed, CSA Certified, FM Approved
- Type 4X and Type 12 enclosures



Model No.	Mfg. No.	Description	Price/Each
XC147	350TR-120	Horn	176.00
XC148	TR	Mount Trim Ring	34.30

350WB VIBRATONE® HORNS

- Produces sound by the electromechanical vibration of a stainless steel diaphragm
- The horn mechanism with diaphragm is attached to the grill
- Indoor or outdoor use is made possible by the water-tight and dust-tight back box
- Effective range of 320' at 70 dB
- Capable of reproducing coded blasts or sustained tones
- To be mounted on a wall
- 120 VAC
- Produces 100 dB at 10'
- UL and cUL Listed, CSA Certified, FM Approved
- Type 4X, IP65 enclosure



Model No.	Mfg. No.	Price/Each
XC141	350WB-120	278.00

STREAMLINE® MODULAR ELECTRONIC SOUNDERS

- Multifunctional electronic sounder with two separate alarm levels
- Compatible with 12-24 V AC/DC or 120-240 V AC (Voltage is dependent on selected base)
- 64 different tones
- Electronic tone adjustable from 65 dB(A) up to 105 dB(A) @ 1 meter
- Type 3R, IP65
- Body material is a self extinguishing polycarbonate material with high impact and UV resistance suitable for outdoor applications
- CE compliant
- UL and cUL listed



Model No.	Mfg. No.	Description	Voltage	Price/Each
XE708	SLM700GY	Modular Electronic Sounder	-	134.00
BASES				
XE709	SLMBS-012-024GY	Shallow Mounting Base	12-24VDC/AC	7.77
XE710	SLMBD-120-240GY	Deep Mounting Base	120-240VAC	93.10

Note: Other mounting base options available

VIBRATONE® ELECTRONIC HORNS

- Designed for routine signaling and fire alarm use
- Range of up to 200 feet
- Coded or sustained tones
- No duty cycle or interval limitations
- Fire Regulated 16-33VDC ; General Purpose Signal 12-24 V DC
- 99 dBA at 10' on axis
- Four wire terminal block and supervisory diode
- Type 4X when installed with panel mount gasket (included) or optional non-metallic weatherproof backbox (Model XE712)
- Marine rated
- UL, cUL and ULC listed
- CSFM listed



Model No.	Mfg. No.	Description	Price/Each
XE711	450E-024	Vibratone Electronic Horns	205.00
ACCESSORY			
XE712	WB-NM	Molded Weatherproof Housing	58.20

SELECTONE® AUDIBLE SIGNALING DEVICES

- Plant-wide warning and voice communication
- Built-in gain control, adjustable between 0dBA to 110dBA @ 10' (0dBA to 120dBA @ 1m)
- 120 V AC 50/60Hz
- Type 3R, IP54 enclosure
- Digital signal amplification
- Fused input and output
- Universal tone module
- UL 1480 and CSFM Approved
- UL and cUL Listed



Model No.	Mfg. No.	Description	Price/Each
XE713	300GC-120	SelecTone Audible Signaling Device	1125.00
ACCESSORIES			
XE714	UTM	Universal Tone Module	158.00
XE715	AM25CK	25 Vrms Connector Kit	88.80
XE716	AM70CK	70 Vrms Connector Kit	90.40

Note: Available in 24 V AC/DC and 240VAC




XE715



XE713



XE714



ELECTRARAY® ROTATING WARNING LIGHTS

- A compact, economical rotating warning light designed for industrial use
- Innovative dome design features a single retaining screw that allows quick and easy access for inspection and relamping
- UL and cUL Listed for indoor/outdoor use
- Type 4X, IP66 enclosure
- Design makes it easily adaptable for a multitude of applications and provides an effective means of supplementing audible signaling devices
- Available in 120 VAC
- Integrated 1/2" pipe mount



Model No.	Mfg. No.	Colour	Price/Each
XC115	225-120A	Amber	303.00
XC116	225-120R	Red	303.00
XC281	225-120B	Blue	303.00
XC282	225-120C	Clear	303.00
XC283	225-120G	Green	303.00



VITALITE® ROTATING WARNING LIGHTS

- A compact, rotating light designed for in-plant applications
- Features a parabolic reflector that rotates around an incandescent lamp, providing 60 flashes per minute in all directions
- Available in 120 VAC
- Pipe and surface mount
- Type 4X, IP66 enclosure
- UL, cUL Listed and CSA certified



Model No.	Mfg. No.	Colour	Price/Each
XC112	1215-120A	Amber	319.00
XC113	1215-120B	Blue	319.00
XC114	1215-120R	Red	319.00
XC273	1215-120C	Clear	319.00
XC274	1215-1210G	Green	319.00

STREAMLINE® MODULAR MULTIFUNCTIONAL LED BEACONS

- Multifunctional LED beacon with high optical performance
- Compatible with 12-24VAC/DC or 120-240VAC (Voltage is dependent on selected base)
- Three separate inputs: steady, flashing and rotating
- 100 000 hour LED
- Four mounting base options
- Type 4X, IP66
- CE compliant
- UL and cUL listed



Model No.	Mfg. No.	Description	Voltage	Price/Each
XE717	SLM100A	Amber	-	225.00
XE718	SLM100B	Blue	-	225.00
XE719	SLM100C	Clear	-	225.00
XE720	SLM100G	Green	-	225.00
XE721	SLM100R	Red	-	225.00
BASES				
XE709	SLMBS-012-024GY	Shallow Mounting Base	12-24VDC/AC	7.77
XE710	SLMBD-120-240GY	Deep Mounting Base	120-240VAC	93.10

Note: Other mounting base options available.

ELECTRAFLASH® STROBE WARNING LIGHTS

- Economical strobe light designed for a variety of industrial uses
- Compact warning light is less than 6" tall and 6" diameter
- 24 VDC or 120 VAC
- 4000-hour strobe tube
- Type 3R enclosure
- UL Listed and CSA certified



Model No.	Mfg. No.	Description	Price/Each
XC121	141ST-024A	24 VDC, Amber	200.00
XC122	141ST-024R	24 VDC, Red	200.00
XC284	141ST-024B	24 VDC, Blue	200.00
XC123	141ST-120A	120 VAC, Amber	218.00
XC124	141ST-120R	120 VAC, Red	218.00
XC285	141ST-120B	120 VAC, Blue	218.00

Note: Clear and green available upon request

ELECTRARAY® HAZARDOUS LOCATION LED FLASHING WARNING LIGHTS WITH XLT™ TECHNOLOGY

- 120 VAC and 240 VAC
- Flashing mode standard (60 flash rate/minute), configurable to steady-burn
- 60 000-hour, vibration-resistant LED lamp
- 1/2" pipe mount
- Type 4X, IP66 enclosure, marine listed
- UL and cUL listed for class 1, division 2 applications



Model No.	Mfg. No.	Colour	Price/Each
XC425	225XL-120-240A	Amber	667.00
XC426	225XL-120-240B	Blue	829.00
XC427	225XL-120-240R	Red	667.00
XC428	225XL-120-240G	Green	829.00

Note: Also available in 24 V AC/DC

FIREBALL® STROBE WARNING LIGHTS

- Very bright and compact strobe light
- Emits a powerful "lightning bolt" flash of light
- Approximately 5" tall and 4" in diameter
- Rated at 300-effective candlepower, can be used in a variety of stationary and vehicular warning requirements
- Available in 12-24 VDC, 120 VAC, and 240 VAC
- 10000 hour strobe tube
- UL and cUL Listed, CSA Certified for indoor/outdoor use
- Type 4X, IP66 enclosure



Model No.	Mfg. No.	Colour	Price/Each
XC135	FB2PST-120A	Amber	475.00
XC136	FB2PST-120R	Red	475.00
XC256	FB2PST-120B	Blue	475.00
XC257	FB2PST-120C	Clear	475.00
XC258	FB2PST-120G	Green	475.00

STREAMLINE® LOW PROFILE LED LIGHTS

- 120 VAC
- 1/2" male pipe mount
- 100000-hour LED lamp life
- Screw-on lens
- Type 4X enclosure
- Optional wire lens guard
- UL and cUL Listed, CSA Certified



Model No.	Mfg. No.	Colour	Price/Each
XC420	LP3ML-120A	Amber	178.00
XC421	LP3ML-120B	Blue	259.00
XC422	LP3ML-120R	Red	178.00
XC423	LP3ML-120C	Clear	280.00
XC424	LP3ML-120G	Green	259.00

Note: Also available in 24 VDC

BATTERY POWERED STROBE WARNING LIGHTS

- Portable, battery powered warning light flashes 65 times per minute
- Solid-state flasher features components which are moisture-proof and reverse polarity protected to ensure extended battery life and trouble-free performance
- 12 VDC - uses two standard 6 VDC lantern batteries
- 4000-hour, strobe tube with magnetic base
- Type 3R weather proof enclosure



Model No.	Mfg. No.	Description	Price/Each
XC139	BPL26ST-A	Strobe Tube, Amber	428.00
XC140	BPL26ST-R	Strobe Tube, Red	428.00
XC268	BPL26ST-B	Strobe Tube, Blue	428.00
XC269	BPL26ST-C	Strobe Tube, Clear	428.00
XC270	BPL26ST-G	Strobe Tube, Green	428.00
XA430		Replacement 6 V Battery	14.80

STREAMLINE® LOW PROFILE STROBE LIGHTS

- Features a state-of-the-art strobe rated for 7000 hours
- High-quality, long-life strobe tubes are designed to reduce tungsten build-up for longer lamp maintenance cycles
- Screw-on lens provides easy access
- Low profile
- 120 VAC
- Type 4X, IP66
- UL and cUL Listed, CSA Certified
- PLC and triac compatible



Model No.	Mfg. No.	Description	Price/Each
XC125	LP3P-120A	Amber, Pipe Mount	165.00
XC126	LP3P-120R	Red, Pipe Mount	165.00
XC286	LP3P-120B	Blue, Pipe Mount	165.00
XC287	LP3P-120C	Clear, Pipe Mount	165.00
XC288	LP3P-120G	Green, Pipe Mount	165.00
XC127	LP3T-012-048A	Amber, T Mount	168.00
XC128	LP3T-012-048B	Blue, T Mount	168.00
XC129	LP3T-012-048R	Red, T Mount	168.00
XC289	LP3T-012-048C	Clear, T Mount	168.00
XC290	LP3T-012-048G	Green, T Mount	168.00
XC130	LP3E-120A	Amber, Edison Base	197.00
XC131	LP3E-120R	Red, Edison Base	197.00
XC262	LP3E-120B	Blue, Edison Base	197.00
XC263	LP3E-120C	Clear, Edison Base	197.00
XC264	LP3E-120G	Green, Edison Base	197.00
XC132	LP3M-120A	Amber, Male Pipe Mount	161.00
XC133	LP3M-120B	Blue, Male Pipe Mount	161.00
XC134	LP3M-120R	Red, Male Pipe Mount	161.00
XC265	LP3M-012-048B	Blue Male Pipe Mount	183.00
XC266	LP3M-012-048C	Clear Male Pipe Mount	183.00
XC267	LP3M-012-048G	Green Male Pipe Mount	183.00

FLASHING COMBINATION AUDIBLE/VISUAL SIGNALS

- Features 100% polycarbonate housing rated for Type 3R rain-tight applications
- Surface mount, integrated 1/2" pipe mount and 4" electrical box mount
- Twist-off lens for easy access
- Internal buzzer produces 85 dB at 10'
- 120 VAC
- UL and cUL Listed, CSA Certified
- Type 3R enclosure



Model No.	Mfg. No.	Description	Price/Each
XC119	AV1ST-120A	Strobe Tube, Amber	438.00
XC120	AV1ST-120R	Strobe Tube, Red	438.00
XC278	AV1ST-120B	Strobe Tube, Blue	438.00
XC279	AV1ST-120C	Strobe Tube, Clear	438.00
XC280	AV1ST-120G	Strobe Tube, Green	438.00

CONVEYORS

10' STEEL & ALUMINUM CONVEYORS

STEEL CONVEYOR, 1 3/8" ROLLERS


- Sturdy and economical, these units have 1 3/8" diameter x 18-gauge steel rollers installed on a 2 1/2" x 1 1/2" formed 12-gauge steel frame
- Frame has 5/16" hexagonal holes punched at 1 1/2" centers to permit roller spacing as close as 3" center to center
- Each roller has a nominal capacity of 70 lbs.
- Frames are rated at 350 lbs. with supports at 10' centers
- Place supports at 5' centers and the capacity is increased to 700 lbs.
- Standard BFR widths available from 9" to 30"
- Other centre to centre distances also available
- **F.O.B. Châteauguay, Québec**

STEEL CONVEYOR, 1 7/8" ROLLERS

- These heavy-duty rollers are 1 7/8" diameter x 16-gauge installed on a 3 1/2" x 1 1/2" formed 10-gauge steel frame
- Frame has 7/16" hexagonal holes punched at 1 1/2" centers to permit roller spacing as close as 3" center to center
- Each roller has a nominal capacity of 200 lbs.
- Frames are rated at 900 lbs. with supports at 10' centers
- Place supports at 5' centers and increase capacity to 1800 lbs.
- Special BFR widths available from 9" to 48"
- Other centre to centre distances also available
- **F.O.B. Châteauguay, Québec**

ALUMINUM CONVEYOR, 1 1/2" ROLLERS

- Lightweight and durable, these models are perfect for portable applications
- Aluminum rollers are 1 1/2" diameter x 16-gauge; installed on a 2 1/2" x 1 1/2" extruded aluminium frame
- Frame has 5/16" hexagonal holes punched at 1 1/2" centers to permit roller spacing as close as 3" center to center
- Each roller has a nominal capacity of 70 lbs.
- Frames are rated at 250 lbs. with supports at 10' center
- Place supports at 5' centers and increase the capacity to 500 lbs.
- Standard BFR widths available from 9" to 24"
- Other centre to centre distances also available
- **F.O.B. Châteauguay, Québec**



Model No.	BFR Width"	Centre to Centre"	Wt. lbs.	Price /Each
STEEL CONVEYORS - 1 3/8" ROLLERS				
MA144		2	115	915.00
MA145	15	3	88	684.00
MA146		4	75	525.00
MA147		6	62	451.00
MA148		2	143	989.00
MA149	18	3	108	731.00
MA150		4	90	561.00
MA151		6	73	476.00
MA156		2	175	1130.00
MA157	24	3	130	829.00
MA158		4	107	628.00
MA159		6	84	527.00

Model No.	BFR Width"	Centre to Centre"	Wt. lbs.	Price /Each
STEEL CONVEYORS - 1 7/8" ROLLERS				
MA165		3	195	987.00
MA166	18	4 1/2	155	749.00
MA167		6	132	630.00
MA169		3	216	1058.00
MA170	21	4 1/2	169	798.00
MA171		6	144	668.00
MA173		3	242	1130.00
MA174	24	4 1/2	185	846.00
MA175		6	156	703.00

Model No.	BFR Width"	Centre to Centre"	Wt. lbs.	Price /Each
ALUMINUM CONVEYORS - 1 1/2" ROLLERS				
MA019		2	62	1144.00
MA020	15	3	46	878.00
MA021		4	38	703.00
MA022		6	30	612.00
MA023		2	74	1237.00
MA024	18	3	54	977.00
MA025		4	44	745.00
MA026		6	34	646.00
MA031		2	90	1407.00
MA032	24	3	64	1066.00
MA033		4	52	806.00
MA034		6	40	713.00

BFR = Between Frame Rails

Note: Also available in stainless steel

CONVEYOR SUPPORTS

H-FRAMES

Used in permanent support installations. Specify for use with a 2 1/2" or 3 1/2" frame conveyor.

F.O.B. Châteauguay, Québec

Model No.	BFR Width"	Adjustable Height"	Wt. lbs.	Price /Each
MA128	15	24 - 36	28	144.00
MA129	15	35 - 48	28	166.00
MA130	18	24 - 36	28	148.00
MA131	18	35 - 48	30	168.00
MA132	21	24 - 36	28	148.00
MA133	21	35 - 48	30	172.00
MA134	24	24 - 36	28	150.00
MA135	24	35 - 48	30	174.00

BFR = Between Frame Rails



TRIPODS

Used in portable applications. The tripod will fit up to a 21" BFR. Specify if used on a 24" BFR conveyor, modification required.

Model No.	Adjustable Height"	Wt. lbs.	Price /Each
MD340	12 - 18	11	198.00
MA111	18 - 28	12	198.00
MA108	24 - 40	13	202.00
MA109	30 - 52	15	202.00



OMNI-DIRECTIONAL & ROLLER STANDS

- Can be used with any sander, bandsaw, planer, jointer and other machine to feed material
- Height adjustable from 27" to 44"
- Folds flat for storage

ROLLER STAND

Model No. BT705
Price/Each \$26.90

OMNI-DIRECTIONAL STAND

Model No. TZ755
Price/Each \$40.60



BT705



TZ755



NESTAFLEX® EXPANDABLE/FLEXIBLE CONVEYORS

- These portable, extendable flexible conveyors enable you to move loads around bends or in a straight line
- Conveyors set up quickly and fold up into compact units for efficient storage when not in use
- Made in the USA

Skate wheel Conveyors have a 4:1 expansion ratio. Adjustable height from 28" to 44". 5" anti-static swivel rubber casters with brakes included. 11 gauge structural steel supports. 2" diameter skate wheels. Skate wheels are self-tracking for package control around curves and bends. All units bend around a 21" radius.

Roller Conveyors are ideal for handling odd shaped boxes, bags and cartons that could get hung up on skate wheel conveyors. Adjustable height from 28" to 44". 5" anti-static swivel rubber casters with brakes included. Side link frames are 7-ga. steel with a zinc-plated finish Galvanized steel rollers are 1-3/8" in diameter with one roller per axle. 5/16" diameter tie rods and axles at leg connections. Retractable box stop and couplers standard on each conveyor. Collapsed to extended ratio is 3.3 to 1.



Skatewheel



Roller

NESTAFLEX®

STEEL SKATEWHEEL CONVEYORS - 226-LB. CAPACITY PER LINEAR FOOT

Model No.	Width"	Length		Skate Wheels Per Axle	Wt. lbs.	Price /Each
		Folded	Expanded			
MN850	18	2'4"	8'11"	6	122	1525.00
MN846	18	3'3"	12'10"	6	219	1925.00
MN847	18	4'4"	16'9"	6	282	2397.00
MN848	18	5'2"	20'9"	6	300	2828.00
MN849	18	6'2"	24'8"	6	434	3254.00
MN855	24	2'4"	8'11"	8	138	1578.00
MN851	24	3'3"	12'10"	8	197	2052.00
MN852	24	4'4"	16'9"	8	256	2606.00
MN853	24	5'2"	20'9"	8	320	3069.00
MN854	24	6'2"	24'8"	8	441	3536.00
MN860	30	2'4"	8'11"	10	152	2219.00
MN856	30	3'3"	12'10"	10	225	2919.00
MN857	30	4'4"	16'9"	10	270	3659.00
MN858	30	5'2"	20'9"	10	338	4350.00
MN859	30	6'2"	24'8"	10	450	5029.00

Nylon skate wheels also available

STEEL ROLLER CONVEYORS - 200-LB. CAPACITY PER LINEAR FOOT

Model No.	Width"	Length		Wt. lbs.	Price /Each
		Folded	Expanded		
MN865	18	2'5"	8'11"	155	1978.00
MN861	18	3'5"	12'10"	225	2619.00
MN862	18	4'5"	16'9"	290	3299.00
MN863	18	5'6"	20'9"	360	3929.00
MN864	18	8'9"	24'8"	425	4558.00
MN870	24	2'5"	8'11"	180	2129.00
MN866	24	3'5"	12'10"	240	2837.00
MN867	24	4'5"	16'9"	305	3625.00
MN868	24	5'6"	20'9"	385	4319.00
MN869	24	8'9"	24'8"	440	4999.00
MN875	30	2'5"	8'11"	185	2238.00
MN871	30	3'5"	12'10"	255	2980.00
MN872	30	4'5"	16'9"	320	3799.00
MN873	30	5'6"	20'9"	390	4548.00
MN874	30	8'9"	24'8"	455	5277.00

90° CURVED SECTIONS

- 90° curved conveyors with a 30" inside radius
- Straight 1 1/2" rollers, 2 1/2" channel
- F.O.B. Châteauguay, Québec



Centre to Centre"	Model No.	Price /Each	Model No.	Price /Each	Model No.	Price /Each
STEEL	15" BFR		18" BFR		24" BFR	
2	-	Price on Application	MA101	Price on Application	MA104	Price on Application
3	MA098	Price on Application	MA102	Price on Application	MA105	Price on Application
4	MA099	Price on Application	MA103	Price on Application	MA106	Price on Application
ALUMINUM	15" BFR		18" BFR		24" BFR	
2	MA082	Price on Application	MA086	Price on Application	MA089	Price on Application
3	MA083	Price on Application	MA087	Price on Application	MA090	Price on Application

CASTERS & WHEELS

CASTER SELECTION GUIDE

4 FUNDAMENTAL FACTORS TO CONSIDER



REQUIRED LOAD CAPACITY

This is the most important criterion for caster selection. Each caster should have the capacity to support one-third of the total load weight, because overloading, uneven floors and load distribution may place a heavier burden on one or more casters.



MOBILITY NEEDS

The larger the wheel size (and swivel radius), the greater the mobility. The type of bearing selected will also improve mobility and reduce rolling resistance. Neoprene, elastomeric, and urethane wheels offer maximum mobility.



FLOOR CONDITIONS

What are your floors like? Check for rough or uneven surfaces—joints, grates, potholes—and for oil, grease and solvents or a variety of other chemicals or contaminants. In addition, note any carpeted areas or areas where non-marking qualities are critical.



ENVIRONMENTAL CONDITIONS

Check for dust, humidity and temperature extremes. Are the floors littered with debris? Casters with sealed swivels are ideal in areas with sprays or wash-down requirements where there is lint or dust and where extreme quiet is essential.

	Metal	Rubber	Phenolic	Hi-Temp Polyolefin	Blue Elastic Nylon	Soft Rubber	Polyurethane	Solid Rubber	Pneumatic	Semi-Pneumatic
FLOOR SURFACES										
Asphalt	Yes	No	No	No	No	Yes	Yes	Yes	Yes	Yes
Brick, ceramic tile	No	Yes	Yes	Yes	Yes	Yes	Yes	Yes	Yes	Yes
Concrete	Yes	Yes	Yes	Yes	Yes	Yes	Yes	Yes	Yes	Yes
Terrazzo	No	No	No	No	No	Yes	Yes	Yes	Yes	Yes
Steel-ribbed	No	Yes	No	Yes	Yes	Yes	Yes	Yes	Yes	Yes
Steel-smooth	Yes	Yes	Yes	Yes	Yes	Yes	Yes	Yes	Yes	Yes
Carpet	No	Yes	Yes	Yes	Yes	Yes	Yes	Yes	Yes	Yes
Linoleum, soft tiles	No	No	No	Yes	No	Yes	Yes	Yes	Yes	Yes
Wood, block, planks	Yes	No	Yes	No	No	Yes	Yes	Yes	Yes	Yes
FLOOR CONDITIONS										
Floor protection	No	Yes	Yes	Yes	Yes	Yes	Yes	Yes	Yes	Yes
Quiet operation	No	No	No	No	No	Yes	Yes	Yes	Yes	Yes
ENVIRONMENTS										
Oil grease	Yes	Yes	Yes	Yes	Yes	No	Yes	Yes	Yes	Yes
Mild chemicals	Yes	Yes	Yes	Yes	Yes	Yes	Yes	Yes	Yes	Yes
Water	No	Yes	Yes	Yes	Yes	Yes	Yes	Yes	Yes	Yes
Steam	No	Yes	Yes	Yes	Yes	Yes	No	Yes	Yes	Yes
Below -20°F	Yes	Yes	Yes	No	Yes	Yes	No	Yes	No	No
Above 160°F	Yes	No	Yes	Yes	Yes	No	Yes	No	No	No
Metal chips/shavings	Yes	No	No	No	No	Yes	Yes	No	No	No

WHEEL TYPES

Soft Rubber: Offers a smooth, semi-cushioned ride with good floor protection, but can leave black marks on floors. Wears on rough surfaces and can become brittle if left exposed to the elements. Standard colour is black.

Hard Rubber: Economical, easy rolling and durable wheel with adequate impact strength, hard rubber can hold more weight than soft rubber and doesn't mark the floor as easily.

Mold-On Rubber: Offers a semi-cushioned ride, rolls over debris and on uneven surfaces. Tread is soft black rubber that can mark. Performs well on lighter applications but doesn't handle overloading very well.

Pneumatic: Have an outer tire with an inflatable tube, mounted to a metal rim assembly. The inflatable tire offers an exceptional cushioned ride, is light weight and has a great diversity of applications. Limited weight capacity, punctures and marking rubber are disadvantages to consider.

Semi-Pneumatic: Natural black rubber tread on a polyolefin/plastic hub and come standard with ball bearings. These wheels are used in many of the same applications as the full pneumatic wheels, but have the advantage of not going flat.

Polyurethane: Non-marking, popular, lightweight, durable and versatile wheel. Long-lasting tread mechanically bonded to an aluminum core, wears well and are impervious to

water (including salt water), resistant to oils, grease, most solvents and chemicals, typically used in commercial, industrial, institutional and food service applications. Offers excellent manoeuvrability, semi-quiet ride, adequate floor protection and good capacity ratings.

Polyolefin: Very durable, inexpensive, holds high capacities, has high shock load impact strength, is sanitary and is impervious to water, resistant to most oils, grease, chemicals and solvents, is non-marking and most of our polyolefin wheels have a slight crowned tread, which offers good roll ability. Great for most applications not needing a cushioned ride and that will not be exposed to heat.

Phenolic: A very hard, durable and versatile wheel. Of all of the hard surface wheels (compared to steel) it provides the best floor protection and is quieter. Good roll ability and are very popular wheels in the industrial, manufacturing, warehousing and bakery industries. Resists oils, grease, gasoline, and most commonly used chemicals and intermittent water exposure. Not recommended for continuous wet applications.

Hi-Temp "Lava" Nylon: Will not crush under heavy loads. It is good for use on all sorts of surfaces from wood to concrete. Will tolerate temperatures from -43°C (-45°F) to 246°C (475°F) and is not affected by most corrosive chemicals.

POLYOLEFIN CASTERS

- Rolls easily on most floors
- Lightweight and economical
- Non-marking, easy to maintain, steam cleanable
- High impact strength
- Superior resistance to most oils, chemicals, grease and acids

Model No.	Wheel Dia."	Style	Cap. lbs.	Tread Width"	Overall Height"	Price /Each
ML391	3	Swivel	250	1 1/4	4 1/2	9.75
ML392	3	Rigid	250	1 1/4	4 1/2	7.25
ML393	4	Swivel	250	1 1/4	5 1/4	11.30
ML394	4	Rigid	250	1 1/4	5 1/4	8.60
ML395	5	Swivel	250	1 1/4	6 1/8	12.85
ML396	5	Rigid	250	1 1/4	6 1/8	10.65

SURFACE APPLICATIONS:
Concrete, brick, carpet and steel

Plate size: 2 5/8" x 3 3/4"
Bolt hole centres: 1 3/4" x 2 7/8"
Bolt hole size: 5/16"



ML391

ML394

BLUE ELASTIC RUBBER CASTERS

- High load capacity, rolls easily and quietly on all floors
- Non-marking, excellent floor protection
- Zinc chromed plated finish provides corrosion resistance
- Elastic rubber tread rejects floor debris
- Sealed double ball raceway
- Thread guards
- Ball bearing

SURFACE APPLICATIONS:
Concrete, brick, carpet, steel, tile, asphalt, wood and linoleum

Plate size: 3 3/8" x 4"
Bolt hole centres: 2 3/8" x 3 1/8"
Bolt hole size: 5/16"



Model No.	Wheel Dia."	Style	Cap. lbs.	Tread Width"	Overall Height"	Price /Each
ML333	4	Swivel	350	1 3/8	5	17.10
ML334	4	Rigid	350	1 3/8	5	15.35
ML342	4	Swivel W/Brake	350	1 3/8	5	21.50
ML337	5	Swivel	400	1 3/8	6	23.45
ML338	5	Rigid	400	1 3/8	6	21.60
ML345	5	Swivel W/Brake	400	1 3/8	6	29.30



ML333



ML342



ML334

NYLON SANDWICH CASTERS

- Non-marking white nylon elastic rubber cushion ring layer reduces noise and vibration
- Chrome zinc-finish for corrosion resistance
- Double raceway
- Ball bearing
- Brake type: Total locking

SURFACE APPLICATIONS:
Concrete, brick, carpet and steel

Plate Size: 3 1/3" x 4 1/8"
Bolt hole centers: 3 1/8" x 2 1/3"
Bolt hole size: 5/16"



Model No.	Wheel Dia."	Style	Cap. lbs.	Tread Width"	Overall Height"	Price /Each
MN441	4	Swivel	440	1 3/8	5 1/8	17.50
MN442	4	Rigid	440	1 3/8	5 1/8	15.90
MN443	4	Swivel W/Brake	440	1 3/8	5 1/8	20.55
MN444	5	Swivel	440	1 3/8	6 1/8	19.90
MN445	5	Rigid	440	1 3/8	6 1/8	18.20
MN446	5	Swivel W/Brake	440	1 3/8	6 1/8	22.85



MN441



MN442



MN443

POLYURETHANE CASTERS

- Smooth rolling, low noise operation
- Non-marking, cut & tear resistant
- Die cast aluminum core with brown polyurethane tread
- Resistant to most chemicals, moisture friendly
- Double ball raceway • Annular ball bearing

SURFACE APPLICATIONS:
Concrete, brick, carpet, steel, tile, asphalt, wood and linoleum

Plate size:
3 = 2 5/8" x 3 3/4"
4 = 3 1/8" x 4 1/8"
4 HD = 4" x 4 1/2"
5 = 4" x 4 1/2"
6 = 4" x 4 1/2"
8 = 4" x 4 1/2"

Bolt hole centres:
3 = 1 3/4" x 2 3/4"
4 = 2 3/8" x 3 1/16"
4 HD = 3 1/4" x 2 3/4"
5 = 3 1/4" x 2 3/4"
6 = 3 1/4" x 2 3/4"
8 = 3 1/4" x 2 3/4"

Bolt hole size:
3 = 5/16"
4 = 5/16"
4 HD = 3/8"
5 = 3/8"
6 = 3/8"
8 = 3/8"

Model No.	Wheel Dia."	Style	Cap. lbs.	Tread Width"	Overall Height"	Price /Each
ML044	3	Swivel	230	1 1/4	4 1/4	14.35
ML043	3	Rigid	230	1 1/4	4 1/4	10.75
ML045	4	Swivel	440	1 1/2	5 3/8	22.45
ML046	4	Rigid	440	1 1/2	5 3/8	18.40
ML441	4HD	Swivel	550	1 5/8	5 5/8	26.70
ML442	4HD	Rigid	550	1 5/8	5 5/8	21.60
MN264	4HD	Swivel w/brake	550	1 5/8	5 5/8	35.40
ML397	5	Swivel	650	1 1/2	6 1/2	27.80
ML398	5	Rigid	650	1 1/2	6 1/2	23.35
MN265	5	Swivel w/brake	650	1 1/2	6 1/2	37.00
ML399	6	Swivel	850	1 1/2	7 1/2	37.60
ML400	6	Rigid	850	1 1/2	7 1/2	32.85
MN266	6	Swivel w/brake	850	1 1/2	7 1/2	49.95
MN449	6	Butterfly side brake	850	1 1/2	7 1/2	45.10
ML401	8	Swivel	1000	1 5/8	9 1/2	44.90
ML402	8	Rigid	1000	1 5/8	9 1/2	40.65
MN267	8	Swivel w/brake	1000	1 5/8	9 1/2	59.95
MN450	8	Butterfly side brake	1000	1 5/8	9 1/2	53.95



ML043



ML044



MN264

CASTERS & WHEELS

HI-TEMP NYLON CASTERS

- Smooth rolling, non-marking
- Zinc chrome plated finish provides corrosion resistance
- Superior resistance to most oils, chemicals, and grease
- Double ball raceway
- Ball bearing
- Total lock brake
- Brake type: Total Locking

SURFACE APPLICATIONS:

Concrete, brick, carpet and steel

Plate Size: 4" x 4 1/2"

Bolt hole centers: 3" x 3 1/3"

Bolt hole size: 7/16"



Model No.	Wheel Dia.	Style	Cap. lbs.	Tread Width"	Overall Height"	Price /Each
ML861	6	Swivel	800	1 3/4	7 5/8	47.60
ML862	6	Rigid	800	1 3/4	7 5/8	39.40
ML863	6	Swivel W/Brake	800	1 3/4	7 5/8	51.25
MN453	6	Butterfly side brake	800	1 3/4	7 5/8	48.70
ML864	8	Swivel	850	1 3/4	9 1/2	61.15
ML865	8	Rigid	850	1 3/4	9 1/2	52.45
ML866	8	Swivel W/Brake	850	1 3/4	9 1/2	65.00
MN454	8	Butterfly side brake	850	1 3/4	9 1/2	61.85



MOLD-ON RUBBER CASTERS

- Molded rubber wheel permanently bonded to spoked cast iron core
- Iron centre gives it strength while the molded rubber offers smooth and quiet operation
- Protects loads and surfaces
- Won't damage warehouse or factory floors
- Brake type: Total Locking

SURFACE APPLICATIONS:

Concrete, brick, carpet, steel, tile, asphalt, wood and linoleum

Plate Size: 4" x 4 1/2"

Bolt hole centers: 2 7/8" x 3 1/3"

Bolt hole size: 7/16"



Model No.	Wheel Dia."	Style	Cap. lbs.	Tread Width"	Bearing Type"	Price /Each
ML846	5	Swivel	400	2	Roller	24.65
ML847	5	Rigid	400	2	Roller	20.25
ML849	6	Swivel	500	2	Roller	26.90
ML850	6	Rigid	500	2	Roller	21.40
ML851	6	Swivel w/Brake	500	2	Roller	29.95
MN451	6	Butterfly side brake	500	2	Roller	28.35
ML852	8	Swivel	600	2	Roller	39.00
ML853	8	Rigid	600	2	Roller	32.25
ML854	8	Swivel w/Brake	600	2	Roller	40.35
MN452	8	Butterfly side brake	600	2	Roller	38.25



PNEUMATIC CASTERS

- Four ply pneumatic casters offer smooth and quiet rolling over the roughest surfaces and outdoor terrain
- Shock absorbing properties give the greatest possible protection to both the load and floor
- The "Air cushion" feature will transport the most fragile material and instruments without damage
- Not recommended for floors with metal shavings or corrosive chemicals

SURFACE APPLICATIONS:

Concrete, brick, carpet, steel, tile, asphalt, wood and linoleum

Plate Size: 4" x 4 1/2"


Bolt hole centers: 2 3/4" x 3 3/8"

Bolt hole size: 13/32"



Model No.	Wheel Dia."	Style	Cap. lbs.	Tread Width"	Overall Height"	Price /Each
MN222	8	Swivel	350	2	10	22.95
MN221	8	Rigid	350	2	10	20.25
MN224	10	Swivel	400	3	12	24.35
MN223	10	Rigid	400	3	12	22.85

Note: For optimum use pneumatic wheels must be properly inflated



FLAT-FREE CASTERS

- Solid polyurethane wheel never runs flat
- Same bounce feel and weight of a pneumatic caster
- Smooth and quiet rolling over rough terrain and surfaces
- Less costly than traditional foam-filled tires
- Ball bearing

SURFACE APPLICATIONS:

Concrete, brick, carpet, steel, tile, asphalt, wood and linoleum

Plate Size: 4" x 4 1/2"

Bolt hole centers: 2 3/4" x 3 3/8"

Bolt hole size: 13/32"



Model No.	Wheel Dia."	Style	Cap. lbs.	Tread Width"	Overall Height"	Price /Each
MN226	8	Swivel	275	2	10	31.30
MN225	8	Rigid	275	2	10	28.70
MN228	10	Swivel	300	3	12	38.90
MN227	10	Rigid	300	3	12	37.10



GENERAL PURPOSE CASTERS

THERMOPLASTIC

- Grey thermoplastic rubber non-marking wheels with ball bearing casters and synthetic tread guards
- Zinc-plated pressed steel brackets
- Swivel brackets feature double ball bearings in swivel head for smooth movement
- Capacity: up to 110 lbs.



Plate size: 2 1/3" x 2 1/3"
Bolt holes: 1 3/4" x 1 3/4"
Bolt hole size: 17/64"

Model No.	Caster Type	Wheel Diameter"	Wheel Width"	Caster Height"	Price /Each
MK992	Rigid	2	3/4	2 3/8	11.70
MK991	Swivel	2	3/4	2 3/8	11.30
MK994	Swivel w/Brake	2	3/4	2 3/8	13.20

THERMOPLASTIC

- Heavy-duty double swivel raceway
- Grey thermoplastic rubber is non-marking and includes synthetic tread guards to protect roller bearings
- Durable zinc-plated pressed steel assembly for durability
- Brake type: Total locking



Plate size: 3 1/2" x 2 1/2"
Bolt holes: 2 3/4" x 1 3/4"
Bolt hole size: 5/16"

Wheel Dia"	Tread Width"	Bearing Type	Cap. lbs.	Overall Height"	Swivel Model No.	Price /Each	Rigid Model No.	Price /Each	Swivel w/Brake Model No.	Price /Each
3 1/8	1 1/4	Ball	130	4 1/4	ML014	26.10	ML020	37.60	ML017	31.30
4	1 1/8	Ball	200	5 1/4	ML015	27.00	ML021	30.40	ML018	32.30
5	1 1/8	Ball	220	6 1/4	ML016	40.50	ML022	45.50	ML019	37.20

MEDIUM-HEAVY DUTY CASTERS

GENERAL PURPOSE

- 9/16" diameter rivet
- 3/8" diameter axle and lock nut
- Brake type: Top locking
- 1/4" diameter upper race; 1/4" diameter lower race
- Corrosion resistant bright zinc finish

Excellent for:

- Medium-duty applications
- Mobile warehousing equipment
- Stock trucks



MG211

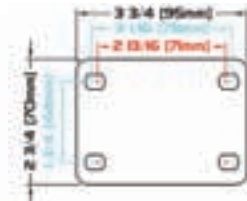


Plate size: 2 3/4" x 3 3/4"
Bolt holes: 1 3/4" x 2 13/16"
Bolt hole size: 5/16"

Wheel Dia"	Tread Width"	Bearing Type	Cap. lbs.	Swivel Radius"	Overall Height"	Wheel Type	Swivel Model No.	Price /Each	Rigid Model No.	Price /Each	Swivel w/brake Model No.	Price /Each	Rigid w/brake Model No.	Price /Each
3	1 1/4	Nylon	350	2 7/8	4	Phenolic	MG199	15.20	MG200	11.00	MH453	20.40	MH454	20.60
		Nylon	300			Steel	MG201	15.00	MG202	10.70	MH455	20.30	MH456	20.30
		Steel	350			Urethane	MG203	12.60	MG204	8.35	MH457	17.90	MH458	18.10
		Steel	350			Urethane Grey	MG205	12.60	MG206	8.35	MH459	17.90	MH460	18.10
4	1 1/4	Steel	350	3 1/2	5	Phenolic	MG207	15.60	MG208	11.60	MH461	20.90	MH462	20.90
		Steel	300			Steel	MG209	18.30	MG210	14.20	MH463	23.50	MH464	23.50
		Steel	350			Urethane	MG211	13.40	MG212	9.53	MH465	18.90	MH466	18.90
		Steel	350			Urethane Grey	MG213	13.60	MG214	9.53	MH467	18.90	MH468	18.90

HEAVY-DUTY

- 9/16" diameter rivet
- 3/8" drilled axle and lock nut
- Corrosion resistant bright zinc finish
- Available with brake
- 1/4" diameter upper raceway
- 1/4" diameter lower raceway (equal diameter raceway)

Excellent for:

- Platform trucks
- Food service equipment
- Hotel equipment
- Factory use
- Textile carts



MG271

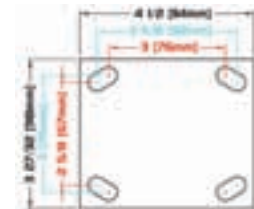


Plate size: 3 27/32" x 4 1/2"
Holes slotted for: 2 5/8" to 3" x 3" to 3 5/8"
Bolt hole size: 3/8"

Wheel Dia"	Tread Width"	Bearing Type	Cap. lbs.	Swivel Radius"	Overall Height"	Wheel Type	Swivel Model No.	Price /Each	Rigid Model No.	Price /Each
4	1 1/2	Roller	250	3 5/16	5 1/8	Mold-On Rubber	MG263	25.90	MG264	21.60
		Roller	400			Polyolefin	MG265	23.00	MG266	18.70
		Roller	550			Phenolic	MG267	26.10	MG268	21.80
		Roller	550			Steel	MG269	30.00	MG270	25.80
		Roller	500			Envirothane™ Urethane	MG271	30.90	MG272	26.70
		Roller	550			V-Groove	MG273	32.00	MG274	27.80
		Roller	550			RollIX™ Nylon	MN825	25.60	MN829	21.40
		Roller	550			Lava™ High Temp Nylon	MN826	32.80	MN830	28.10
5	1 1/2	Roller	350	3 15/16	6 1/8	Mold-On Rubber	MG275	27.20	MG276	23.10
		Roller	500			Polyolefin	MG277	23.80	MG278	19.50
		Roller	550			Phenolic	MG279	29.30	MG280	25.10
		Roller	550			Steel	MG281	33.90	MG282	29.60
		Roller	550			Envirothane™ Urethane	MG283	35.10	MG284	30.80
		Roller	550			RollIX™ Nylon	MN827	27.30	MN831	23.10
		Roller	550			Lava™ High Temp Nylon	MN828	37.00	MN832	32.30

CASTERS & WHEELS

HEAVY-DUTY CASTERS

HEAVY-DUTY EMAXX KINGPIN CASTERS

- 3/4" diameter heavy-duty kingpin
- 1/2" zerk axle and lock nut
- Brake type: Top locking
- 5/16" diameter upper and lower ball; hardened steel load bearings
- Virtually maintenance-free
- Corrosion resistant bright zinc finish
- Stem casters available

Excellent for:

- Stock carts and platform trucks
- Garbage bins
- Hospital equipment
- Food industry
- Heavy service equipment
- Factory use

Plate size: 3 27/32" x 4 1/2"

Holes slotted for: 2 5/8" to 3" x 3" to 3 5/8"

Bolt hole size: 3/8"



MG359



MOLD-ON URETHANE



MOLD-ON RUBBER



ALTHANE™



PROTECH™



ENVIROTHANE™



V GROOVE



STEEL



ROLLX™



PHENOLIC



LAVA™

Wheel Dia"	Tread Width"	Bearing Type	Cap. lbs.	Swivel Radius"	Overall Height"	Wheel Type	Swivel Model No.	Price /Each	Rigid Model No.	Price /Each	Swivel w/brake	Price /Each
4	2	Roller	300	3 3/4	5 5/8	ProTech™	MG319	35.10	MG320	29.00	MH511	44.90
		Roller	300			Mold-On Rubber	MG321	28.70	MG322	21.90	MH513	38.60
		Roller	750			ALThane™	MG323	26.30	MG324	20.30	MH515	36.20
		Roller	900			Phenolic	MG327	27.80	MG328	22.00	MH519	37.80
		Roller	700			Steel	MG329	33.80	MG330	24.00	MH521	43.70
		Roller	650			Envirothane™ Urethane	MG331	32.20	MG332	26.10	MH523	42.10
		Roller	800			Mold-On Urethane	MG333	32.60	MG334	26.40	MH525	42.50
		Roller	900			V-Groove	MG335	36.00	MG336	30.00	MH527	45.90
		Roller	900			RollX™ Nylon	MN833	28.00	MN836	18.70	-	-
		Roller	900			Lava™ High Temp Nylon	MN839	41.20	MN842	29.70	-	-
5	2	Roller	375	4 7/16	6 1/2	ProTech™	MG337	36.60	MG338	30.50	MH529	46.50
		Roller	450			Mold-On Rubber	MG339	30.70	MG340	24.60	MH531	40.60
		Roller	900			ALThane™	MG341	25.50	MG342	19.40	MH533	35.40
		Roller	900			Phenolic	MG345	30.00	MG346	23.90	MH537	39.80
		Roller	900			Steel	MG347	36.10	MG348	30.20	MH539	46.30
		Roller	800			Envirothane™ Urethane	MG349	36.10	MG350	29.90	MH541	46.00
		Roller	900			Mold-On Urethane	MG351	36.70	MG352	30.60	MH543	46.60
		Roller	900			V-Groove	MG353	40.40	MG354	34.30	MH545	50.30
		Roller	900			RollX™ Nylon	MN834	33.70	MN837	19.70	-	-
		Roller	900			Lava™ High Temp Nylon	MN840	44.50	MN843	33.00	-	-
6	2	Roller	450	5	7 1/2	ProTech™	MG355	41.40	MG356	35.20	MH547	51.30
		Roller	500			Mold-On Rubber	MG357	33.60	MG358	27.30	MH549	43.50
		Roller	900			ALThane™	MG359	30.50	MG360	24.30	MH551	40.40
		Roller	900			Phenolic	MG363	32.40	MG364	26.30	MH555	42.20
		Roller	900			Steel	MG365	39.30	MG366	29.40	MH557	49.20
		Roller	900			Envirothane™ Urethane	MG367	42.80	MG368	36.60	MH559	52.70
		Roller	900			Mold-On Urethane	MG369	39.20	MG370	29.30	MH561	49.10
		Roller	900			V-Groove	MG371	43.10	MG372	36.90	MH563	53.00
		Roller	900			RollX™ Nylon	MN835	31.70	MN838	22.00	-	-
		Roller	900			Lava™ High Temp Nylon	MN841	49.80	MN844	38.20	-	-

GENERAL USE CASTERS

HOODED ROUND BALL CASTERS (600 SERIES)

- 5/16" rivet
- 1/4" riveted axle
- 3/16" diameter over and under race; hardened steel load bearings
- Nylon bushing
- Only the highest quality of bright cold-rolled steel is used
- Government approved
- Heat treated
- Bright chrome finish

Excellent for:

- Office furniture
- Institutional equipment
- Hospital environment



MG008

Plate size: 1 3/16" x 2"

Bolt holes: 13/16" x 1 9/16" centre-to-centre

Bolt hole size: 7/32"

TWIN WHEEL CASTERS (300/400 SERIES)

- Manufactured with the highest quality nylon material
- Canadian government and BIFMA approved
- Black finish

Excellent for:

- Office furniture
- Chairs
- Audio visual equipment stands



MG002



MG001



MG005

Plate size: 1 1/2" x 1 1/2"

Bolt holes: 1" x 1" centre-to-centre

Bolt hole size: 15/64"

Wheel Dia"	Capacity lbs.	Swivel Radius"	Overall Height"	Wheel Type	Swivel Model No.	Price /Each	Swivel Model No.	Price /Each	Swivel W/brake Model No.	Price /Each
2	75	2 1/16	2 1/2	Urethane	MG008	4.76	MG001*	0.94	-	-
2	75	2 1/16	2 1/2	Urethane Grey	MG009	4.80	MG002*	1.40	MG003*	1.80
2	75	2 1/16	2 1/2	Plastic	MG010	4.35	MG004	1.40	MG005	1.99
2	75	2 1/16	2 1/2	Extra Strength Nylon - Regular Style	MG006**	1.42	MG006**	1.42	MG007**	1.80

* Round stem 7/16" x 1" w/friction ring ** Threaded stem 5/16" x 3/4"

COMFORT ROLL CASTERS

- Non-marking neoprene rubber wheel tread
- Smooth rolling precision bearing in wheel
- Dual ball bearing swivel raceways for added strength
- 7/16" x 7/8" grip ring stem



MJ020

MJ022

Model No.	Wheel Dia."	Tread Width"	Cap. lbs.	Wheel Description	Wheel Bearing	Load Height"	Swivel Radius"	Price /Each
SWIVEL CASTERS								
MJ020	2	1	125	Neoprene Rubber	Precision Ball	2 11/16	2	18.70
MJ021	3	1	175	Neoprene Rubber	Precision Ball	4	2 13/16	20.90
TOTAL LOCKING CASTERS								
MJ022	2	1	125	Neoprene Rubber	Precision Ball	2 11/16	2 3/16	29.90
MJ023	3	1	175	Neoprene Rubber	Precision Ball	4	2 13/16	37.50

colson

ZINC PLATED CASTERS

FOOD SERVICE/HEALTH CARE EQUIPMENT

Solid stem light-duty

- Designed for food service, health care industry
- Use with hospital equipment, utility carts and portable equipment
- Easy "step-on ... step-off" toe mechanisms
- 1/2" - 13 x 3/4" threaded stem



colson

Wheel Dia."	Tread Width"	Cap. lbs.	Wheel Description	Wheel Bearing	Load Height"	Swivel Radius"	Swivel Model No.	Price /Each	Total Lock Model No.	Price /Each	Direction Lock Model No.	Price /Each
3	1 1/4	150	Grey Rubber	Ball	4 1/4	3	MI916	25.10	MI930	35.50	-	-
3	1 1/4	180	Poly-Loc Poly	Ball	4 1/4	3	MI917	27.50	MI931	37.80	-	-
4	1 1/4	200	Grey Rubber	Ball	5 1/4	3 1/4	MI918	31.90	MI932	41.10	MI946	42.70
4	1 1/4	200	Crown Grey Adv	Celcon	5 1/4	3 1/4	ML137	23.90	ML138	34.30	MI947	34.30
4	1 1/4	200	Crown Grey Adv	Ball	5 1/4	3 1/4	MI920	37.50	MI934	39.50	-	-
4	1 1/4	200	Poly-Loc Grey	Roller	5 1/4	3 1/4	MI921	26.80	MI935	36.40	MI949	36.40
5	1 1/4	240	Grey Rubber	Ball	6 1/4	3 1/4	MI922	34.40	MI936	47.60	MI950	47.60
5	1 1/4	240	Crown Grey Adv	Ball	6 1/4	3 1/4	MI924	31.90	MI938	42.20	MI952	42.60
5	1 1/4	240	Poly-Loc Grey	Roller	6 1/4	3 1/4	MI925	28.60	MI939	40.80	-	-
6	1 1/4	250	Grey Rubber	Ball	7 1/2	4	MI926	41.80	MI940	51.50	-	-
6	1 1/4	250	Crown Grey Adv	Ball	7 1/2	4	MI928	35.50	MI942	52.60	-	-
6	1 1/4	250	Poly-Loc Grey	Roller	7 1/2	4	MI929	30.70	-	-	-	-

ZINC PLATED CASTERS

FOOD SERVICE/HEALTH CARE EQUIPMENT

Top plate light-duty

- Designed for food service and health care industry
- Use with hospital equipment, utility carts and portable equipment
- Easy "step-on ... step-off" toe mechanisms

Plate size: 3 3/4" x 2 3/4"
 Bolt hole centres: 3" x 1 3/4"
 Bolt hole size: 5/16"



colson

Wheel Dia."	Tread Width"	Cap. lbs.	Wheel Description	Wheel Bearing	Load Height"	Swivel Radius"	Swivel Model No.	Price /Each	Total Lock Model No.	Price /Each	Direction Lock Model No.	Price /Each
3	1 1/4	150	Grey Rubber	Ball	4 1/4	3	MI874	30.20	MI888	41.80	-	-
3	1 1/4	180	Poly-Loc Poly	Ball	4 1/4	3	MI875	26.70	MI889	37.50	-	-
4	1 1/4	200	Grey Rubber	Ball	5 1/4	3 1/4	MI876	36.20	MI890	46.00	MI904	45.90
4	1 1/4	200	Crown Grey Adv	Celcon	5 1/4	3 1/4	MI877	23.50	MI891	38.80	-	-
4	1 1/4	200	Crown Grey Adv	Ball	5 1/4	3 1/4	MI878	29.50	MI892	39.80	MI906	39.80
4	1 1/4	200	Poly-Loc Grey	Roller	5 1/4	3 1/4	MI879	32.50	MI893	37.00	MI907	37.00
5	1 1/4	240	Grey Rubber	Ball	6 1/4	3 1/4	MI880	42.60	MI894	51.70	MI908	46.50
5	1 1/4	240	Crown Grey Adv	Celcon	6 1/4	3 1/4	MI881	24.70	MI895	35.50	-	-
5	1 1/4	240	Crown Grey Adv	Ball	6 1/4	3 1/4	MI882	31.50	MI896	41.80	MI910	41.80
5	1 1/4	240	Poly-Loc Grey	Roller	6 1/4	3 1/4	MI883	30.20	MI897	39.80	MI911	39.80
6	1 1/4	250	Grey Rubber	Ball	7 1/2	4	-	-	MI898	50.30	MI912	53.50
6	1 1/4	250	Crown Grey Adv	Celcon	7 1/2	4	MI885	30.10	-	-	-	-
6	1 1/4	250	Crown Grey Adv	Ball	7 1/2	4	MI886	34.30	MI900	44.60	MI914	44.60
6	1 1/4	250	Poly-Loc Grey	Roller	7 1/2	4	MI887	33.50	MI901	43.40	MI915	41.80

FLOOR LOCK BRAKES

STANDARD-DUTY

- Economical floor locks to stabilize mobile equipment
- Spring-loaded with non-skid rubber pad
- Steel construction with bright zinc-plated finish

Plate size: 4 1/2" x 4"
 Bolt hole centres: 3 5/8" x 3"
 Bolt hole size: 3/8"



Blickle®

Model No.	Use w/ wheel Diameter"	Extended Height"	Retracted Height"	Price /Each
ML630	4	6	5 1/8	33.30
ML631	5	6 7/8	5 3/4	35.90
ML632	6	7 7/8	6 13/16	39.30
ML633	8	8 3/4	9 7/8	39.30

HEAVY-DUTY

- Heavy-duty industrial strength construction
- Foot pedal easily activates lock with foot pressure
- Non-slip, non-skid rubber brake pad holds securely on smooth or irregular floor
- Designed for use on level surfaces
- Durable, high compression spring for heavy loads
- Conveniently located release bar retracts brake instantly with slight toe pressure to either side of the bar
- 8" W floor lock profile

Plate size: 2 1/2" x 3 5/8"
 Holes slotted for: 1 3/4" x 2 7/8" to 3"
 Bolt hole size: 5/16"

Model No.	Extended Height"	Retracted Height"	Price /Each
MD795	4 3/4	3 11/16	53.10
MD796	5 17/32	4 1/2	54.20
MD797	6 7/32	5 11/64	51.50

colson



MD795

Plate size: 4" x 4 1/2"
 Holes slotted for: 2 5/8" to 3" x 3" to 3 5/8"
 Bolt hole size: 3/8"

Model No.	Extended Height"	Retracted Height"	Price /Each
MD798	5 7/8	4 15/16	71.50
MD799	6 43/64	5 35/64	69.70
MD800	7 3/4	6 21/32	70.50
MD801	9 23/32	8 5/8	72.30

CASTERS & WHEELS

WHEELS

NYLON

- PO Series, high quality impact resistant wheels
- Temperature Range: -25°C to 80°C (-13°F to 176°F)

HEAT-RESISTANT

- POHI Series, high quality, impact resistant wheels
- Highly heat-resistant nylon
- Very low rolling and swiveling resistance
- Smooth running performance on even floor
- Very high abrasion resistance, suitable for autoclaves
- Temperature Range: -25°C to 250°C (-13°F to 482°F)

SOLID RUBBER

- POEV Series, high quality, impact resistant, smooth rolling wheels
- "Blickle Easy Roll" design
- Very high operational comfort, low-noise operation, low rolling resistance
- Very good floor preservation, vulcanized on the wheel centre
- Temperature Range: -25°C to 80°C (-13°F to 176°F)

THERMOPLASTIC POLYURETHANE

- POTH Series, high quality, high operational comfort, low-noise operation wheels
- Low rolling and swiveling resistance, good floor preservation
- Very high abrasion resistance, chemically bonded for an inseparable connection to the wheel centre
- Temperature Range: -25°C to 70°C (-13°F to 158°F)



Model No.	Mfg. No.	Wheel Dia"	Tread Width"	Bearing Type	Capacity lbs.	Axle Bore"	Hub Length"	Wheel Material	Price /Each
MN742	PO 80/12G	3.15	1.26	Plain	485	0.472	0.472	Nylon	4.28
MN743	PO 100/12G	3.93	1.46	Plain	617	0.472	1.771	Nylon	7.04
MN744	PO125 12G	4.92	1.57	Plain	660	0.590	1.771	Nylon	10.00
MN745	PO 160/20R	6.29	1.97	Roller	992	0.787	2.362	Nylon	23.20
MN755	POHI 81/12G	3.15	1.26	Plain	396	0.472	1.378	Heat-Resistant Nylon	22.90
MN756	POHI 102/12G	3.93	1.50	Plain	550	0.472	1.771	Heat-Resistant Nylon	33.20
MN757	POHI 125/12G	4.92	1.57	Plain	660	0.472	1.771	Heat-Resistant Nylon	48.90
MN746	POEV 80/12R-SB	3.15	1.26	Roller	308	0.472	1.378	Solid Rubber	13.80
MN747	POEV 101/8K-SB-FK	3.93	1.50	Ball	440	0.314	1.811	Solid Rubber	21.00
MN748	POEV 126/8K-SB-FK	4.92	1.57	Ball	550	0.314	1.811	Solid Rubber	25.40
MN749	POEV 160/20R-SB	6.29	1.97	Roller	880	0.787	2.362	Solid Rubber	52.80
MN750	POEV 200/20R-SB	7.87	1.97	Roller	1100	0.787	2.362	Solid Rubber	71.00
MN751	POTH 100/12R	3.93	1.38	Roller	660	0.472	1.771	Thermoplastic Polyurethane	20.80
MN752	POTH 125/12R	4.92	1.57	Roller	770	0.472	1.771	Thermoplastic Polyurethane	26.80
MN753	POTH 160/20R	6.29	1.77	Roller	1212	0.787	2.362	Thermoplastic Polyurethane	43.90
MN754	POTH 200/20R	7.87	1.97	Roller	1760	0.787	2.362	Thermoplastic Polyurethane	70.70



NYLON WHEELS

- Extremely ergonomically efficient
- Requires minimum effort to roll and swivel with high loads
- Resists hard impacts
- Resistant to most chemicals, solvents, gasses, acids
- Does not absorb water
- Ideal for industrial and institutional applications
- Alternative to hard rubber wheels
- Durometer: 85 D Scale

LAVA™ HIGH TEMP NYLON

- Temperature: -43°C to 246°C (-45°F to 525°F)

ROLLX™ NYLON

- Temperature: -43°C to 82°C (-45°F to 180°F)



MN821

MN792




Model No.	Mfg. No.	Wheel Dia"	Tread Width"	Bearing Type	Capacity lbs.	Bearing Bore"	Hub Length"	Price /Each
LAVA™ HIGH TEMP NYLON								
MN788	W-6204-LV-1-3/16	4	1.5	Plain	525	13/16	1 5/8	9.90
MN789	W-6204-LV-RB	4	1.5	Roller	525	1/2	1 13/16	17.80
MN790	W-7004-LVW-1-3/16	4	2	Plain	900	13/16	23/16	12.70
MN791	W-7004-LVW-RB	4	2	Roller	900	1/2	23/8	19.90
MN792	W-6205-LV-1-3/16	5	1.5	Plain	600	13/16	1 5/8	13.70
MN793	W-6205-LV-RB	5	1.5	Roller	600	1/2	1 13/16	21.60
MN794	W-7005-LVW-1-3/16	5	2	Plain	1050	13/16	23/16	15.50
MN795	W-7005-LVW-RB	5	2	Roller	1050	1/2	23/8	22.70
MN796	W-7006-LVW-1-3/16	6	2	Plain	1200	13/16	23/16	20.40
MN797	W-7006-LVW-RB	6	2	Roller	1200	1/2	23/8	28.30
MN798	W-7008-LVW-1-3/16	8	2	Plain	1350	13/16	23/16	33.40
MN799	W-7008-LVW-RB	8	2	Roller	1350	1/2	23/8	40.60
ROLLX™ NYLON								
MN800	W-6203-RX-1-3/16	3	1.5	Plain	600	13/16	1 5/8	5.00
MN801	W-6203-RX-RB	3	1.5	Roller	600	1/2	1 13/16	11.90
MN803	W-6204-RX-1-3/16	4	1.5	Plain	700	13/16	15/8	5.40
MN804	W-6204-RX-RB	4	1.5	Roller	700	1/2	1 13/16	12.30
MN808	W-7004-RXW-1-3/16	4	2	Plain	1200	13/16	23/16	7.70
MN809	W-7004-RXW-RB	4	2	Roller	1200	1/2	23/8	14.80
MN813	W-7005-RXW-1-3/16	5	2	Plain	1400	13/16	23/16	15.50
MN814	W-7005-RXW-RB	5	2	Roller	1400	1/2	23/8	22.70
MN817	W-7006-RX-1-3/16	6	2	Plain	1200	13/16	23/16	5.70
MN818	W-7006-RX-RB	6	2	Roller	1200	1/2	23/8	12.60
MN821	W-7008-RX-1-3/16	8	2	Plain	1400	13/16	23/16	8.70
MN822	W-7008-RX-RB	8	2	Roller	1400	1/2	23/8	15.60

PROTECH™ POLYOLEFIN WHEELS

- Non-marking ALTech treaded wheel is securely fastened to its polyolefin core
- Highly resistant to most chemicals and excellent for all floor surfaces
- Provides for high load capacities and is rust-proof
- Quiet and easy rolling
- Shock absorbing and rejects floor debris
- Prolongs equipment life
- Temperature: -43°C to 82°C
- Durometer: 55 - 65 A Scale

Excellent for:

- Platform trucks
- Food service equipment
- Hotel equipment
- Small waste bins
- Abusive applications
- Large stock trucks
- Factory use
- Textile carts



Diameter"	Tread Width"	Bearing Type	Cap. lbs.	Hub Length"	Bearing Bore"	Model No.	Price /Each
4	1 1/2	Roller	325	1 3/16	1/2	MN784	19.00
5	1 1/2	Roller	350	1 3/16	1/2	MN785	19.20
6	1 1/2	Roller	375	1 3/16	1/2	MN786	26.00
4	2	Roller	300	2 3/8	1/2	MG524	20.70
5	2	Roller	375	2 3/8	1/2	MG525	22.00
6	2	Roller	450	2 3/8	1/2	MG526	27.00
8	2	Roller	600	2 3/8	1/2	MG527	36.00
10	2.5	Roller	1000	2 27/32	3/4	MN787	62.20

ENVIROTHANE™ WHEELS

- Solid non-marking polyurethane used for high load capacities
- Harder than soft rubber and softer than hard rubber
- Top quality wheel that will not damage your floors and will not develop flat spots under standing loads
- Government approved
- Temperature: -43°C to 110°C
- Durometer: 45 - 65 D Scale

Excellent for:

- Platform trucks
- Food service equipment
- Hotel equipment
- Small waste bins
- Large stock trucks
- Factory use
- Textile carts
- Abusive applications



Diameter"	Tread Width"	Bearing Type	Cap. lbs.	Hub Length"	Bearing Bore"	Model No.	Price /Each
2	7/8	Nylon/Steel	100	1	1/4	MG532	0.77
2 1/2	7/8	Nylon/Steel	100	1	1/4	MG533	1.05
3	7/8	Nylon/Steel	100	1	5/16	MG534	1.47
	1	Nylon	150	1 3/8	5/16	MG535	3.40
	1 1/4	Nylon	250	1 5/8	5/16	MG536	3.57
4	1	Nylon	150	1 3/8	5/16	MG537	3.94
	1 1/4	Nylon	250	1 5/8	5/16	MG538	4.26
	1 1/2	Plain	500	1 3/4	3/8	MG539	10.40
	2	Roller	650	2 3/16	1/2	MG540	17.40
5	1	Nylon	175	1 3/8	5/16	MG541	4.86
	1 1/4	Nylon	350	1 5/8	5/16	MG542	5.19
	1 1/2	Roller	600	1 3/4	3/8	MG543	21.30
	2	Roller	1200	2 3/16	1/2	MG544	21.40
6	1 1/2	Roller	600	1 3/4	1/2	MG545	23.70
	2	Roller	1300	2 3/16	1/2	MG546	28.70
	2 1/2	Roller	1500	2 3/4	3/4	MG547	57.80

PHENOLIC WHEELS

- Made of macerated canvas impregnated with phenolic resin
- Resistant to grease, oil and most chemical substances
- Non-marking and provides for high floor protection
- Lightweight, and even maintains a high load rating
- Temperature: -43°C to 82°C
- Durometer: 120 Rockwell E

Excellent for:

- Factory use
- Heavy material handling
- Waste bins
- Platform trucks
- Stock trucks
- Heavy loads
- Bakery applications



Diameter"	Tread Width"	Bearing Type	Cap. lbs.	Hub Length"	Bearing Bore"	Model No.	Price /Each
3	1 1/4	Steel	400	1 3/8	5/16	MG583	4.86
4	1 1/4	Steel	400	1 3/8	5/16	MG584	5.07
	1 1/2	Plain	600	1 3/4	1 3/16	MG587	4.59
	1 1/2	Roller	600	1 3/4	1/2	MG588	10.10
	2	Plain	800	2 3/16	1 3/16	MG589	4.76
	2	Roller	800	2 3/16	1/2	MG590	10.30
5	1 1/4	Steel	400	1 3/8	5/16	MG591	7.15
	1 1/2	Roller	600	1 3/4	1/2	MG593	12.20
	2	Plain	1000	2 3/16	1 3/16	MG594	6.18
	2	Roller	1000	2 3/16	1/2	MG595	11.70
6	1 1/2	Plain	800	1 5/8	1 3/16	MN778	8.00
	1 1/2	Roller	800	1 13/16	1/2	MN779	13.50
	2	Plain	1200	2 3/16	1 3/16	MN780	7.90
	2	Roller	1200	2 3/8	1/2	MN781	13.30
8	2	Plain	1400	2 3/16	1 3/16	MN782	14.50
	2	Roller	1400	2 3/8	1/2	MN783	19.90

ALTHANE™ WHEELS

- Lightweight
- Economical and high in impact strength
- Non-marking, non-chipping, oil and chemical resistant and non-absorbent
- Steam cleanable wheel provides for floor protection
- Temperature: -43°C to 82°C
- Durometer: 65 - 70 D Scale

Excellent for:

- Platform trucks
- Food service equipment
- Hotel equipment
- Small waste bins
- Abusive applications
- Large stock trucks
- Factory use
- Textile carts



Diameter"	Tread Width"	Bearing Type	Cap. lbs.	Hub Length"	Bearing Bore"	Model No.	Price /Each
4	2	Roller	750	2 3/16	1/2	MG528	10.80
5	2	Roller	1000	2 3/16	1/2	MG529	9.49
6	2	Roller	1150	2 3/16	1/2	MG530	14.60
8	2	Roller	1300	2 3/16	1/2	MG531	18.10

MOLD-ON RUBBER WHEELS

- Mold-on rubber is secured to semi-steel core for full floor protection and quiet movement
- High degree of resistance to shock or vibration
- Highly economical rubber tire
- Prolongs equipment life
- Temperature: -43°C to 82°C
- Durometer: 70 - 75 A Scale

Excellent for:

- Platform trucks
- Food service equipment
- Hotel equipment
- Small waste bins
- Abusive applications
- Large stock trucks
- Factory use
- Textile carts



Diameter"	Tread Width"	Bearing Type	Cap. lbs.	Hub Length"	Bearing Bore"	Model No.	Price /Each
4	1 1/2	Roller	280	1 3/4	1/2	MG553	10.70
	2	Roller	370	2 3/16	1/2	MG554	11.50
5	1 1/2	Roller	350	1 3/4	1/2	MG555	11.50
	2	Roller	470	2 3/16	1/2	MG556	13.30
6	1 1/2	Roller	400	1 3/4	3/4	MH296	11.70
	1 1/2	Roller	420	1 3/4	1/2	MG557	13.10
	2	Roller	560	2 3/16	1/2	MG558	15.50
	2 1/2	Roller	620	2 3/4	3/4	MG559	32.20
	3	Roller	730	3 1/4	3/4	MG560	40.30
8	3	Tapered	750	3 1/2	1	MG561	121.00
	2	Roller	595	2 3/4	3/4	MH297	17.10
	2 1/2	Plain	800	2 3/4	1 15/16	MG563	18.80
	2 1/2	Roller	830	2 3/4	3/4	MG562	37.60
	3	Roller	900	3 1/4	3/4	MG564	50.70
10	3	Tempered	900	3 1/4	1 3/4	MG565	148.00
	2	Roller	950	2 1/4	3/4	MN694	34.60
12	2 1/2	Roller	950	2 27/32	1	MN693	61.10

POLYOLEFIN WHEELS

- Lightweight, very economical and high in impact strength
- Non-marking, non-chipping, oil and chemical resistant and non-absorbent
- Steam cleanable wheel provides for floor protection
- Easy to maintain
- Temperature: -43°C to 82°C
- Durometer: 65 - 70 D Scale


Excellent for:

- Platform trucks
- Factory use



Diameter"	Tread Width"	Bearing Type	Cap. lbs.	Hub Length"	Bearing Bore"	Model No.	Price /Each
2	7/8	Plain	75	1	1/4	MG610	0.63
3	1 1/4	Plain	270	19/16	1 3/16	MC064	3.00
4	1	Plain	150	1 3/8	5/16	MG612	1.84
	1 1/2	Plain	400	1 3/4	1 3/16	MG613	2.75
5	2	Roller	450	2 3/16	1/2	MG614	11.30
	1 1/2	Roller	450	1 3/4	1/2	MG615	11.10
6	2	Roller	650	2 3/16	1/2	MG616	11.70
	1 1/2	Roller	550	1 3/4	1/2	MG617	14.50
2	Roller	750	2 3/16	1/2	MG618	12.00	

WHEELS



	Diameter"	Tread Width"	Bearing Type	Cap. lbs.	Bearing Bore"	Wheel Type	Model No.	Price /Each
A.	5	2	Roller	1500	3/4	Cast Iron	MC298	23.50
B.	8	2 1/2	Roller	1000	3/4	Phenolic	MC337	24.50
C.	12	2 1/2	Roller	3000	1	Phenolic	MC340	65.80
B.	10	3	Ball	350	3/4	Pneumatic	ML069	22.10
D.	5	1 1/4	Plain	250	5/16	Hard Rubber	MG552	6.10

DRUM & DRUM EQUIPMENT

STEEL DRUMS

- Open head 45 imp. gal/55 US gallon design complies with stringent UN regulations for packing non-dangerous and dangerous goods in packing groups II and III; salvage drum is good for packing groups I, II and III in solids only
- Closed head 45 imp. gal/55 US gallon design meets UN regulations for packing of dangerous and non-dangerous goods in the packaging groups II and III and also complies with ISO 15750 standard and other major international standards for steel drums (ANSI, EN) and feature 2" x 3/4" Rieke® fittings
- Drum gauge: 20/18 ga.
- Dimensions: 23" W x 35" H



UN Regulations:

- A) 1A2/Y1.4/140
- B) 1A2/Y275/S
- C) 1A1/X1.8/300

Unlined Model No.	UN Compliance	Lined Model No.	UN Compliance	Head Type	Capacity U.S. Gallons	Wt. lbs.	Unlined Price /Each	Lined Price /Each
DC145	A	DC146	B	Open	55	37	149.00	154.00
DC147	C	DC461*	C	Closed	55	35	135.00	139.00

* Unit is white
ACCESSORIES

Model No.	Description	Price /Each
DC450	2" Steel Plug with Buna Gasket	3.50
DC570	Steel Drum Lid for 55 US Gal. Drum, No Fittings	25.90
DC568	Steel Drum Locking Ring for US 55 Gal. Drum	13.90

LIQUIPAK® FIBRE DRUMS

- Interior is lined with heavy duty polyethylene
- The full-open top assures quick filling and dispensing, while the plastic covers and steel chimes reinforce top and bottom
- Will not corrode and contaminate product
- Made of FDA compliant materials
- Complete with bung and vent poly cover and locking ring
- Lined



Model No.	Capacity Gallons	Lid Material	Price /Each
DC548	30	Plastic	95.90
DC549	55	Plastic	125.00

LOK-RIM® FIBRE DRUMS

- Provides thermal insulation and protects sensitive products
- The unique Lok-Rim® closure allows easy opening and closing
- Will not corrode and contaminate product
- Compatible with semi-liquids when a polyethylene insert/bag is applied
- Made of FDA compliant materials
- Includes locking ring and cover
- Unlined



Model No.	Capacity Gallons	Lid Material	UN Compliance	Price /Each
DC543	30	Plastic	Y115	79.90
DC544	30	Steel	None	79.90
DC546	55	Fibre	None	79.90
DC547	55	Steel	Y200	79.90

FIBRE WASTE DRUM

- Ideal for recycling or disposing waste
- Designed to reduce waste and provide an alternative to corrugated boxes
- Cost-effective reusable drum makes recycling easy
- Fibre material lid included
- Capacity: 30 US gal.

Model No. DC545
Price/Each \$49.90



POLYETHYLENE DRUMS

- UN-approved plastic drums are manufactured using state-of-the-art technologies to meet the stringent demands of chemical compatibility with hazardous and non-hazardous products as well as reliability and safety requirements
- Drums are made from a high molecular weight, high-density polyethylene resin which makes them extremely strong and rigid
- Open head drums come standard with cover and steel lever-locking ring
- Capacity is based on US gal. readings



Model No.	Capacity Gallons	Colour	Top	UN Compliance	Price /Each
DC525	55	Blue	Open	1H2/Y250/S	119.00
DC527	55	Black	Open	1H1/Y1.9/150	119.00
DC529	55	Blue	Closed	1H1/Y1.9/150	119.00
DC530	55	Black	Closed	1H1/Y1.8/150	119.00
DC531	55	Natural	Closed	1H1/Y1.9/100	119.00
DC535	30	Blue	Open	1H2/Y150/S	109.00
DC532	30	Blue	Closed	1H1/Y1.8/100	109.00
DC534	30	Natural	Closed	1H1/Y1.8/100	109.00
DC538	15.5	Blue	Open	1H2/X65.0/S	59.90
DC539	10	Blue	Open	1H2/Y45.5/S	99.90

ACCESSORIES

Model No.	Description	Price /Each
DA019	2" Buttress Coarse Thread	3.20
DA020	2" NPS Fine Thread	3.95
DC571	Polyethylene Drum Lever Latch for 55 US Gal. Drum	14.90
DC572	Polyethylene Drum Lever Latch for 30 US Gal. Drum	13.60

POLYETHYLENE DRUMS - TIGHT HEAD

- High density polyethylene construction, can be stacked with pallets up to four high
- Maximum filling temperature of 65°C; drums should be allowed to cool to ambient temperatures before stacking
- Features 2" and 3/4" NPS fittings and manipulating handle
- Capacity is based on US Gal. readings



Model No.	Capacity Gallons	Colour	Top	UN Compliance	Price /Each
DC540	15	Blue	Closed	1H1/Y1.9/150	59.90
DC542	15	Natural	Closed	1H1/Y1.8/150	59.90

RECTANGULAR POLY TIGHT HEAD CONTAINERS

- Suitable for storing and shipping liquid, granular and semi-solid chemicals, detergents, petroleum products, food products, pharmaceuticals and acids
- Recessed handle and anchoring
- Protruding stabilizers prevent tipping
- Ventcaps are included but leakproof screw caps are extra
- Container capacity: 20 litres
- Dimensions: 11 1/2" L x 9 1/2" D x 9 3/4" H



Model No.	Mfg. No.	Description	Opening mm	Price /Each
DC163	158	Yellow Container Only*	63	17.50
DA684	240	Natural Container Only*	60	16.90
DA685	284	Security Cap	60	2.15

*Security cap not included.

ACCORDION INSERTS FOR 55-GALLON DRUMS

- Made of FDA compliant materials
- Accordion pleat design adjusts to varying heights of reconditioned drums
- Formed lip grips chime of drum and stays in place during follower plate pumping



Model No.	Wall Thickness	Qty /Case	Price /Each
DC338	15 mil	20	17.80
DC340	18 mil	15	20.10
DC339*	15 mil	20	18.20

* Anti-static

STRAIGHT-SIDED INSERTS FOR 30 & 55-GALLON OPEN HEAD STEEL DRUMS

- Made of FDA compliant materials
- Smooth wall inserts withstand mixing and pumping applications
- Available in anti-static
- Available in polypropylene for hot-fill applications to 440°F
- Model DC344 used for hot-fill applications



Model No.	Wall Thickness	Drum Gal.	Qty /Case	Price /Each
DC336	15 mil	30	25	19.60
DC337	15 mil	55	20	17.80
DC344	15 mil	55	10	38.80
DC342*	18 mil	55	15	20.40
DC343	24 mil	55	15	29.90

* Anti-static

INSERTS FOR 5-GALLON STEEL PAILS

- Made of FDA compliant materials
- Straight-sided inserts for steel pails are ideal for small batch mixing
- Choose from pliable LDPE or solvent-resistant HDPE



Model No.	Wall Thickness	Material	Qty /Case	Price /Each
DC347	15 mil	LDPE	100	4.32
DC348	15 mil	HDPE	100	4.32

CHEMLINERS

- Formfit liner constructed from LDPE/NYLON/LDPE
- Resists chemical permeation and degradation
- Superior flex-crack and pinhole resistance for liquid applications



Model No.	Height"	Wall Thickness	Qty /Case	Price /Each
DA926	40	5 mil	100	15.40

ULTRALINER DRUM INSERTS FOR 55-GALLON STEEL & FIBRE DRUMS

- Heavy-duty 18-mil insert with ultra thin lip for easy lid closure
- Can be used with fibre and steel drums



Model No.	Inside Dia."	Wall Thickness	Qty /Case	Price /Each
DC346	22.5	18 mil LDPE	15	20.10
DC493	22.5	24 mil LDPE	15	29.90

FORMFIT LINERS FOR 55-GALLON DRUMS

- Cylindrical film liners are heat-sealed and made of FDA compliant materials
- Available in 40" height to fold over drum or 53" height to tie off
- Available in mil thickness of 4, 6, 8 or 10
- Available in anti-static for solvent-based applications



Model No.	Height"	Wall Thickness	Qty /Case	Price /Each
DC353	40	4 mil	100	5.04
DC494	40	6 mil	100	6.19
DC354	40	8 mil	50	8.45
DC355	40	10 mil	50	9.21
DC356	53	4 mil	100	5.74
DC495	53	6 mil	100	6.64
DC357	53	8 mil	50	9.21
DC358	53	10 mil	50	10.40
DC359*	53	8 mil	50	9.51

* Anti-static

HOT-FILL LINERS FOR 55-GALLON DRUMS

- Round bottom liner constructed from polypropylene will withstand fill temperature to 290°F



Model No.	Height"	Wall Thickness	Qty /Case	Price /Each
DA927	40	4 mil	100	12.80
DC047	53	4 mil	100	17.20

PAIL INSERTS & STRAINERS

INSERT

- Seamless 14" tall tapered insert provides custom fit for plastic pail
- Average 15-mil thick
- FDA compliant materials


STRAINER

- Heavy-duty strainer ideal for filtering liquids or holding parts for washing
- Featuring 600-micron mesh, finer mesh strainers are available



Model No.	Material	Size (Gal)	Qty/Case	Price/Each
INSERTS				
DC350	HDPE	5	100	4.32
DC351	LDPE	5	100	4.32
STRAINER				
DC049		5	48	6.37
DB021		55	8	18.50





PROTECTIVE 55-GALLON DRUM LIDS

- Tough average 40-mil thick LDPE lids protect steel drum tops from corrosion and contamination
- Available for open head and tight head drums
- Available in clear to view labelling on drum top

Model No.	Description	Price /Each
DA116	Open Head Drum, Black Lid	11.70
DA117	Open Head Drum, Clear Lid	12.40
DA118	Tight Head Drum, Black Lid	11.70
DA119	Tight Head Drum, Clear Lid	11.70



ELASTICIZED DUST CAPS FOR 5, 30 & 55-GALLON CONTAINERS

- Clear 4-mil LDPE caps with elasticized band for easy installation
- Available in anti-static

Model No.	Drum Size	Price/Each
DC371	5 gal.	1.96
DC375*	5 gal.	2.11
DC372	30 gal.	2.57
DC376*	30 gal.	2.72
DC373	55 gal.	2.72
DC377*	55 gal.	2.87
DC496	64" Elastic Cover for Gaylord Box	10.60

*Anti-static models



FUSIBLE LINK SELF-CLOSING DRUM COVERS

Convert open top 55 US gallon steel drums into fire-safe receptacles for combustible trash. A replaceable fusible link assembly inside the cover melts at 160°F, automatically slamming the cover shut if a fire occurs in the drum. Steel construction; solvent resistant, red baked-on-enamel finish. Fits drums from 22 1/2" to 22 3/4" in diameter. FM approved. Wt. 16 lbs.

Model No. DA097 Price/Each \$218.00



VAPOUR TRAP™ DRUM COVERS

- Provides safe, secure and proper disposal of hazardous waste
- Control odour and vapours, minimise access to contents, and comply with your local fire marshal
- Spring loaded, self-closing, vented opening closes after each use
- Manual latching drum cover is gasketed to seal the drum contents, designed to accept an optional padlock for maximum security
- Reduced VOC emissions keep you in compliance with EPA regulations
- Constructed of durable steel, lid is finished in chemically resistant red powder paint for extended service life
- **Meets EPA 40 requirements**
- **Approved by FM Global**
- **Compliant to OSHA and NFPA 30 standards**



Model No. DC284
Price/Each \$838.00



SNAP-ON PAIL SAVER LID™

- Snap-on lid is easily applied for steel and plastic pails for in-plant use

Model No. DB019
Price/Each \$2.11



STEEL SALVAGE DRUMS

- Salvage drums are recommended for containing leaking drums of petroleum solvents
- Includes 12-gauge ring and hoop closure
- Drums are lined with an open head steel top



DC445

Model No.	Capacity US Gallons	Description	UN Compliance	Steel Gauge	Wt lbs.	Price /Each
DC445	85	Lined	UN1A2/X440/S	18	77	263.00
DC448	85	Lined	UN1A2/X440/S	16	82	336.00
DC447	110	Lined	UN1A2/Y409	16	105	529.00

CEASE-FIRE® ASHTRAYS - ALUMINUM HEADS

- Specially designed contoured head directs smoke and gas from any fire inside the container back into the combustion area
- Air supply is limited and flames are extinguished in seconds
- FM approved, corrosion-free aluminum heads provide easy clean-up and can be used with standard steel drums



Model No.	Description	Wt. lbs.	Price /Each
NI418	For 30-Gallon Receptacle	2.9	91.20
NI419	For 55-Gallon Receptacle	4.3	116.00

NEMA CONFIGURATION



NOTE: DO NOT USE THESE HEATERS IN HAZARDOUS AREAS OR TO HEAT FLAMMABLE MATERIALS. FOR INDOOR USE ONLY.

FLEXIBLE DRUM & PAIL HEATERS

Applications

- Preheating
- Viscosity control
- Mixing dipping or pouring
- Temperature control
- Freeze protection

Features

- Durable and tough reinforced fiberglass silicone rubber
- Resists moisture, mildew and most chemicals
- Easy to clean and store
- Heavy-duty spring latch assembly, installs or removes in seconds
- 6' power cable w/ NEMA 5-15P plug for the 120 V models
- 6' bare end power cable for the 220 V models



Sold per Each

Description	Drum Material	Thermostat range				Price /Each
		70°-160°F 120 V	70°-160°F 220 V	75°-205°F 120 V	75°-205°F 220 V	
5 GAL. US						
6" wide 300 W	Polyethylene	DC295	DC296	* * *	* *	414.00
3" wide 300 W	Metal	DC297	DC298	DC299	DC300	309.00
15 GAL. US						
6" wide 375 W	Polyethylene	DC303	DC304	* * *	* *	479.00
3" wide 500 W	Metal	DC305	DC306	DC307	DC308	339.00
30 GAL. US						
6" wide 500 W	Polyethylene	DC311	DC312	* * *	* *	569.00
3" wide 750 W	Metal	DC313	DC314	DC315	DC316	389.00
55 GAL. US						
6" wide 750 W	Polyethylene	DC319	DC320	* * *	* *	639.00
3.25" wide 1000 W	Metal	DC321	DC322	DC323	DC324	444.00
4.75" wide 1500 W	Metal	DC327	DC328	DC329	DC330	549.00

* Polyethylene pails should not be heated beyond 160°F

5-GALLON PAIL HEATERS

- Economy 5-gallon heater is suitable for use with plastic and metal pails
- For light duty applications like increasing flow of viscous fluids or heating water
- Aluminized construction
- Adjustable strap clamp allows heater to fit pails with straight or tapered sides from 9 1/2" to 12" in diameter
- 120 V, 100 W
- 6' power cord with standard three pin grounded plug
- Weight: 5 lbs.



Model No. DA074
Price/Each \$209.00

PLASTIC DRUM HEATERS

- Specifically designed to heat materials contained in polyethylene drums or pails
- Pre-set bimetal thermostat is mounted directly on heating band; activated with on-off switch
- Heat delivered to drum does not exceed 165°F
- 9" wide heating band on 45 imp. gal./55 US gal. model is double the width of standard heaters; increases heater surface area for a shorter heat-up time
- On-off indicator light
- 6' power cord



Model No.	Drum Cap. US Gal.	Drum Dia. "	Plug Type NEMA no.	Volts	Watts	Wt. lbs.	Price /Each
DA080	5	11 1/4	5-15	120	100	7	549.00
DA081	55	22 1/2	5-15	120	800	15	679.00

THERMOSTAT CONTROL HEATERS

- Heats materials with good heat receptivity
- Made of aluminized steel; conjunction box made of galvanized steel
- Increases flow rate of viscous material
- Reaches and maintains a given temperature
- Thermostat bulb senses temperature and controls pre-set heat
- Three-heat switch allows three wattage ratings per thermostat setting
- HIGH setting uses Max. Watts; MEDIUM, 1/2 Max. Watts; LOW, 1/4 Max. Watts
- Neon pilot light • 6' power cord



Model No.	Drum Cap. US Gal.	Drum Dia. "	Temp Range	Plug Type NEMA no.	Volts	Watts	Wt. lbs.	Price /Each
DA072	55	22 1/2	60-250°F	5-15	120	1750	15	635.00
DA073	55	22 1/2	200-400°F	5-15	120	1750	15	635.00
DA092	55	22 1/2	60-250°F	5-20	120	1920	15	619.00
DA093	55	22 1/2	200-400°F	5-20	120	1920	15	619.00
DA094	55	22 1/2	60-250°F	6-15	240	3000	15	619.00
DA095	55	22 1/2	200-400°F	6-15	240	3000	15	619.00
DA090	5	11 1/4	60-250°F	5-15	120	1500	5	519.00
DA091	5	11 1/4	200-400°F	5-15	120	1500	5	519.00
DA087	16	14 1/2	60-250°F	5-15	120	1500	8	569.00
DA088	16	14 1/2	200-400°F	5-15	120	1500	8	569.00

VARIABLE CYCLE CONTROL HEATERS

- Designed to heat materials that have a tendency to burn or coke such as light oils, chemicals, food, and undercoating material
- Variable control cycles heat current on and off
- Ratio of 'time on' to 'time off' increases as setting switch is moved higher
- Cycling allows for a gentle heating of drum contents
- Three heat switch allows three wattage ratings per thermostat setting
- HIGH setting uses Max. Watts; MEDIUM, 1/2 Max. Watts; LOW, 1/4 Max. Watts
- Neon pilot light
- 6' power cord



Model No.	Drum Cap. US Gal.	Drum Dia. "	Plug Type NEMA no.	Volts	Watts	Wt. lbs.	Price /Each
DA084	5	11 1/4	5-15	120	1500	5	549.00
DA082	16	14 1/2	5-15	120	1500	8	589.00
DA085	55	22 1/2	5-20	120	1750	15	619.00
DA086	55	22 1/2	6-15	240	3000	15	619.00

WATER BOIL-OFF HEATERS

- For use with 45 imp. gal./55 US gal. steel drums only
- Features a 70-300°F thermostat range and a high limit cut off-switch that can be reset
- When water is reduced below the level of the heater the unit shuts off
- Plug type is NEMA no. 6-15
- 240 volts, 3000 watts, 6' power cord
- Weight: 14 lbs.

Model No. DA096
Price/Each \$789.00



VALUE HEATERS

- Sturdy aluminized steel construction outlasts and outperforms all silicone rubber heaters
- 0-550°F adjustable thermostat offers wide flexibility when heating contents of 45 imp. gal./55 US gal., 22 1/2" diameter steel drums
- Heavy duty, 6' grounded cordset plugs into standard 120 V outlets, 1250 W
- Weight: 8 lbs.

Model No. DA070
Price/Each \$419.00



DRUM & DRUM EQUIPMENT

STEEL DRUM GRABBERS

- Lift and transport one 45 imp. gal./55 US gal. steel drum without the fork truck driver leaving his seat
- No risk of drum slipping since handler grips under rim of drum or rolling hoops
- Heavy gauge grabber slides onto truck forks and is locked with two turn down screws



Model No.	Description	Fork Pocket Inner Dia. W" x H"	Capacity lbs/Drum	Wt. lbs.	Price /Each
DC424	Single Drum Grabber	5 1/2 x 2	1000	121	410.00

GRAVITY-ACTUATED MECHANICAL AUTO-GRIP™


- Most efficient on consistently-sized loads
- Equipped with standard jaws only that grip with pressure equal to the weight of the drum and adjusts to fit 30 US, 45 imp. gal./55 US gal. or 85 US gallon steel, fibre or overpack drums
- Adjusts to grasp any cylindrical object 18-28" in diameter
- Spring-and-cam actuated jaws automatically grip while engaging drum
- Jaw size: 3" x 15"
- Fork tube size is 1 5/8" x 5 5/8" x 20"
- Distance between forks is 19 1/2"
- Capacity: 1500 lbs.



Model No. DA175
Price/Each \$1029.00

GRAVITY-ACTUATED MECHANICAL AUTO-GRIP™

- Exclusively designed for use with 45 imp. gal./55 US gal. plastic drums
- 3" jaws fit snugly under top rim of full or empty plastic drums
- Adjusts to grasp any cylindrical object 22-24" in diameter
- Spring-and-cam actuated jaws automatically grip while pressure of the drum forces them down
- Jaw size: 3" x 15"
- Fork-mounted to easily attach and unattach from forklift in seconds
- Fork tube size is 1 5/8" x 5 5/8" x 20"
- Distance between forks is 19 1/2"
- Capacity: 1000 lbs.



Model No. DC014
Price/Each \$865.00



STEEL DRUM GRABBERS

- Lift and transport one or two 45 imp. gal./55 US gal. steel drums without the fork truck driver leaving his seat
- No risk of drum slipping since handler grips under rim of drum or rolling hoops
- Heavy gauge grabber slides onto truck forks and is locked with two turn down screws



Model No.	Description	Fork Pocket Inner Dia. W" x H"	Capacity lbs/Drum	Wt. lbs.	Price /Each
DC039	Double Drum Grabber	7 x 2 1/4	1000	198	779.00

POLY DRUM LIFTERS

- Patented fork truck attachment for handling most 45 imp. gal./55 US gal. and 30 US gallon poly drums
- Fork truck driver does not have to leave cab to engage or disengage drum
- Suited for poly drums that have at least a 3/16" top lip (chime)
- Fork pocket size: inside 1 1/2" x 5 3/8"
- Capacity: 1000 lbs.
- Shipped knocked down

Model No. DA932
Price/Each \$799.00



SINGLE FORK HOOKS

- Convert forklift to a hoist in seconds
- Feature a safety latch and all-welded steel frame
- Safety yellow
- Capacity: Work load limit, 3000 lbs.
- Hook opening: 27/32"
- Available with fixed or swivel hook



Fork Pocket W" x H"	Fixed Hook Model No.	Price /Each	Swivel Hook Model No.	Price /Each
4 3/8 x 2 3/8	DA167	299.00	DA688	440.00
5 3/8 x 2 3/8	DA168	299.00	DA689	440.00
6 3/8 x 2 3/8	DA169	305.00	DA690	449.00

GATOR GRIP™ FORKLIFT ATTACHMENTS FOR DRUM HANDLING

- Handles steel, plastic and fibre drums
- Patented Auto Grip lock automatically locks the jaws closed, even over rough terrain
- Adjustable for 30, 50 and 80 US gallon drums
- T-handles fasten safety to any forklift
- Can be used with open or closed head drums
- Capacity: 1000 lbs. per grip
- **Applications:** Shipping, receiving, loading, racking and palletizing



Model No.	Description	Overall Dimensions W" x D" x H"	Wt. lbs.	Price /Each
DC268	Single Drum Handler	28 x 34 x 34	126	1299.00
DC269	Dual Drum Handler	33 1/4 x 34 x 34	208	2399.00

MOBILE DRUM KARRIERS

- Transports, rotates, tilts and drains fully loaded drums up to 800 lbs.
- Easy to operate
- Drum can be raised to a floor clearance of 5 1/8" to 11 1/2", automatically sets lock which prevents unintentional lowering
- Tilt lock on each side of unit keeps drum in desired position
- All-welded steel construction; 8" polyolefin wheels and 4" swivel caster for easy manoeuvrability
- Weight: 106 lbs.



Model No.	Drum Size	Price/Each
DA189	55 US gallon steel; 22 1/2" dia.	1039.00
DA190	55 US gallon plastic and steel; 22 1/2" - 24" dia., 34" - 36" H	1114.00
DA191	25 and 55 US gallon steel; 18 1/2" - 19" - 22 1/2" dia.	1470.00
DA192	21" - 23" dia. fibre and steel	1229.00

GATOR GRIP™ ERGONOMIC DRUM HANDLERS

- Handles steel, plastic and fiber drums
- Patented Auto Grip lock automatically locks the jaws closed, even over rough terrain
- Ergonomic solution for lifting, transporting and placing drums on standard pallets or spill pallets
- The jaw clamp is spring loaded and can hold any 3/16" or higher drum rim
- Adjustable for most standard 30, 55 and 85 US gallon drums
- Allows a 45 imp. gal./55 US gal. drum to be raised 20" above the floor
- Rolls smoothly on swivel casters which provide easy steering and include a floor lock
- Overall Dimensions: 34 1/2" L x 36" W (legs retracted), 37" L x 41" W (legs extended)
- Capacity: 1100 lbs.
- Weight: 356 lbs.

Model No. DC270
Price/Each \$4419.00



TILT & POUR DRUM PALLETISERS


- Designed to lift and pour 45 imp. gal./55 US gal. steel drums with ribs up to 26" high, when held in the horizontal position and can move drums on and off pallets
- Can lift drums 20" above the floor in an upright position
- Compatible with drums that have a 22 1/2" - 23 1/2" diameter between the ribs*
- Allows manual drum rotation of 360° in either direction
- Palletiser locks in either vertical or horizontal position, to prevent spills or to dispense
- Capacity: 800 lbs.



Model No.	Description	Wt. lbs.	Price/Each
DC271	Drum Lifter/Palletiser/Manual Lift	504	4334.00

*Diameter adaptors are available for smaller drums

DRUM & DRUM EQUIPMENT



HYDRA-LIFT DRUM HANDLERS

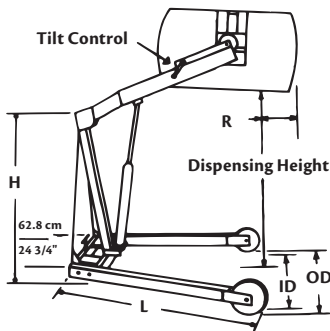
- A safe way to lift, move, tilt and drain 45 imp. gal./55 US gal. drums
- Manual control; pump-handle lifts drum, maximum extension is 45 strokes
- Hand crank controls tilt angle of drum up to 360° in either direction for controlled pouring of contents, chain wheel controls tilt for 72" and higher lift models
- 800 lbs. full drum capacity; 500 lbs. half-full capacity
- Rugged, heavy-duty welded frame; 8" polyolefin wheels and 4" swivel casters; screw-down floor lock
- Power lift and power tilt with a choice of motors is optional
- 60" and 72" manual lift and tilt units ship partially disassembled
- Powered models eliminate the manual effort of drum raising and tilting; increases productivity and safety
- Optional MORStop™ tilt brake holds drum tilt position constant even when tension from the pull chain is removed

MANUAL LIFT - For the 60" dispensing height unit, the tilt function is controlled by a hand crank. The 72" and 96" tilt control is with a chain wheel.

POWER LIFT - Moving valve handle to up, down or hold position controls drum height; 15 - 20 seconds lifting time.

POWER LIFT & TILT - One valve controls lifting, another controls tilt angle. Ideal when hand crank or chain drop is out of reach.

Dispensing Height"	H"	L"	R"	O.D."	I.D."
60	55	60	12	44	37
72	55	60	6	44	37
96	69	72 1/2	4	49	42



Dispensing Height			Description	60" Price /Each	72" Price /Each	96" Price /Each
60" Model No.	72" Model No.	96" Model No.				
DA138	DA143	DA153	Manual hydra lift and tilt	3449.00	3489.00	3823.00
DA139 [†]	DA144 [†]	DA154 [†]	Hydra lift c/w air power lift and power tilt	6916.00	6969.00	7268.00
DA141	DA146	DA156	Hydra lift c/w air power lift and manual tilt*	5099.00	5268.00	5550.00
OPTION						
DC077			MORStop™ Tilt Brake Option			397.00

* Filter, regulator and lubricator not included ** Battery and charger included
[†] MORStop™ tilt brake option not needed

MORCINCH™ OPTIONS & ACCESSORIES

TOP RIM CLAMP

- Can be added to most of our Morse drum lifting equipment
- Grips the upper rim of your drum to prevent it from slipping through the drum holder
- Add this option to handle a 55 gallon (208 L) rimmed plastic drum
- Can also be used with a rimmed fiber or steel drum
- Weight: 8 lbs.

Model No. DC278
 Price/Each \$428.00

BRACKET ASSEMBLY

- Can be added to most of our Morse drum lifting equipment
- Add this option to handle your fibre drums or rimless plastic drums
- The bracket braces the top and bottom of your drum to prevent it from slipping in the holder
- Adjustable to handle drums from 31" to 39" tall
- Weight: 18 lbs.

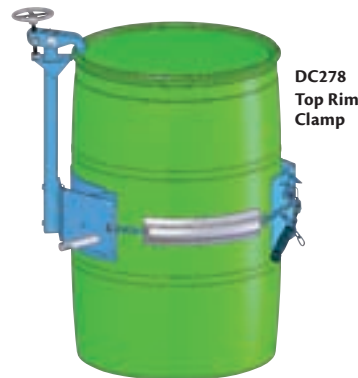
Model No. DC279
 Price/Each \$239.00

DIAMETER ADAPTORS

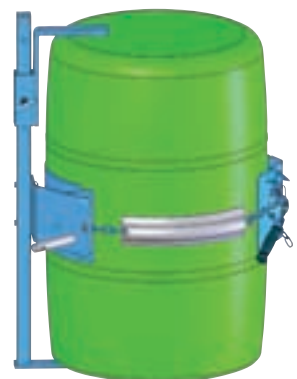
- Can be added to most of our Morse drum lifting equipment
- Designed to fit a smaller diameter drum and it easily fits inside the drum holder
- No tools required to install

Model No.	Description	Wt. lbs.	Price/Each
DC280	Adaptor for 18 1/2" to 19" diameter drums	24	239.00

Note: Adaptors are available for other drum diameter sizes



DC278
Top Rim Clamp



DC279
Bracket Assembly



DC280

FORK MOUNTED DRUM LIFTERS

- Allows operator to raise, transport, tip and drain loaded drums without leaving their seat
- Geared design with pull chain or battery powered with pendant for controlled dispensing of open and closed head steel drums up to 2000 lbs.
- Manipulation of pull chain on geared type models for 360° rotation
- Attaches easily to truck by sliding onto forks and tightening screw locks
- No electrical or hydraulic connections to truck are needed
- 6 1/2" W x 26 5/8" D x 2 1/2" H fork pockets; inside width between truck forks must be at least 25"
- Options are available to handle plastic, fibre, and steel drums
- 22 1/2" diameter



DA133

Controlled pouring up to 2000 lbs.



Model No.	Drum Size Gallons	Tilt Type	Full Drum Cap. lbs.	Half Drum Cap. lbs.	Wt. lbs.	Price /Each
DA133	45 Imp. /55 US [†]	Geared	800	500	149	1395.00
DA135	45 Imp. /55 US	Geared	1500	800	171	1593.00
DA134 [†]	45 Imp. /55 US	Geared	2000	1000	273	3418.00

Note: Battery powered option available

[†] DA134 can only be used with diameter adaptor DC281

DRUM LIFTERS

Safely transport, position and drain open and closed head steel drums. Simply attach the lifter on hook of chain block, monorail or crane, cinch saddle around drum, and then raise to the required height and position. Ratchet mechanism securely tightens saddle to drum. Choice of manual or geared models.

MANUAL TILT

- Ideal for low level pouring and dumping operations
- 800 lbs. full drum capacity, 500 lbs. half drum capacity
- Tilt lock on each side of hanger frame is used to secure drum in a vertical or horizontal position

Model No.	Drum Size	Wt. lbs.	Price/Each
DA199	45 imp. gal./55 US gal. steel; 22 1/2" dia.	46	424.00
DA200	25 and 45 imp. gal./55 US gal. steel; 18 1/2" - 19" and 22 1/2" dia.	46	814.00
DA201	21" - 23" dia. fibre or steel	46	553.00

Note: Options and accessories are available

GEARED TILT

- Accurate pouring from any height
- Handles drums up to 2000 lbs full drum capacity
- Rotation of drum is controlled by 12" chain loop
- Optional MORStop™ tilt brake holds drum tilt position constant even when tension from the pull chain is removed



Model No.	Full Drum Drum Size	Half Full Cap. lbs.	Wt. Cap. lbs.	lbs.	Price /Each
DA121*	45 imp. gal./55 US gal. steel; 22" - 23 1/2" dia.	800	500	86	1114.00
DA124*	45 imp. gal./55 US gal. steel; 22 1/2" dia.	1500	800	109	1379.00
DA123**†	45 imp. gal./55 US gal.; 22 1/2" dia.	2000	1000	177	2576.00

OPTION

DC077	MORStop™ Tilt Brake Option	397.00
-------	----------------------------	--------

* Chains can be guided into locking slots to hold the drum's position, allowing the operator to let go

** Worm gear speed reducer on DA123 tends to let drum stay where it is stopped, DC077 not optional on DA123 unit

† DA123 can only be used with diameter adaptor DC281

Note: Options and accessories are available

DRUM CONES

- Used to dispense dry materials
- Replaces drum lids with a cone and clamp collar to reduce dust and keep material clean
- Clamp collar is included
- Start and stop dispensing with a slide gate or iris valve
- Slide gate and iris valve openings are 6"
- To be used on fibre or steel drums with a 15 1/2" to 23 1/2" diameter
- Cone opening has a 45° angle and is made of regular steel
- Also available in stainless steel and other sizes

DC276



DC277



Model No.	Opening	Outside Rim Dia.	Wt. lbs.	Price /Each
DC276	Slide Gate	23 3/8	50	1386.00
DC277	Iris Valve	23 3/8	50	2643.00

DRUM & DRUM EQUIPMENT

VERTICAL LIFT DRUM POURERS

- Allows for easy lifting, tilting and draining of drums up to 106" high
- Scale equipped models allows users to accurately monitor the weight of drum while pouring
- Digital scale displays weight in 0.1 lb. increments with an accuracy of +/-0.2%
- Available in manual hydraulic lift or AC powered lift
- Tilting operation manually controlled on all models
- Non-scale / non-powered lift models are safe for use in hazardous environments
- Two 6" polyolefin swivel casters and two 8" polyolefin wheels make this unit easy to manoeuvre
- Built-in PVC chain cover to handle both steel and fibre drums 22" to 23 1/2" O.D. up to 800 lbs.



Model No.	Lift Height"	Tilt Function	Lift Function	Scale Equipped	Wt. lbs.	Price /Each
DC085	60	Manual	Manual	No	590	7797.00
DC086	106	Manual	Manual	No	858	9646.00
DC083	60	Manual	Manual	Yes	791	21157.00
DC084	106	Manual	Manual	Yes	936	23509.00

Stainless steel available.
Call us with your specs.

DRUM LIFTERS

BELOW-HOOK DRUM LIFTERS

- Designed for steel, plastic and fibre drums with diameters between 22" to 23 1/2" and heights between 23" to 38"
- Attaches to a monorail, crane or chain block and transports loaded drums in the upright position
- The drum is secured into the saddle by a pawl and ratchet mechanism
- The saddle, as well as the support bar at the bottom of the drum ensure that drums will be transported safely, restraining the drum from sliding out
- Accepts diameter adaptors for smaller drums



CHAIN DRUM LIFTER

- Designed for easy drum lifting and transporting operations with an overhead lifting device
- Constructed of grade 80 chain for OSHA & ANSI compliance
- Drum clamps include spring-loaded latch for positive drum grip
- For use with closed head steel, plastic and fiber 30 US and 55 US gallon drums with a top lip



Model No.	Lifting Capacity lbs.	Wt. lbs.	Price /Each
DA935	1000	61	599.00

Model No.	Working Load Limit	Jaw Opening"	Overall Length"	Chain Length"	Inner Shackle Size L" x W"	Price /Each
DC586	2000 lbs./907 kg	21/23	28-1/2	19-1/2	3-3/8 x 2-9/16	179.00

TRIPLE TRUCK - LIFTING TRUCK

- Handles most standard rim 30, 55, 85 US gal. steel, poly and fiber drums
- Manual winch with auto brake
- Carriage lock easily locks carriage in place at any position
- Easy load rollers assist loading onto a truck bed

FRAME ONLY

- Low profile 3" debris deflecting neoprene swivel casters
- 10" x 2 3/4" poly hub solid rubber wheels
- Wheel lock-pedal activated
- Lever operated outrigger adjustment 3 positions
- Outrigger angle can be changed even under full load

ADJUSTABLE FORKS

- Size: 3" W x 26 3/4" L

PLATFORM

- Size: 21 1/4" W x 28 1/8" L

HOW TO ORDER:

1. Purchase basic frame (LT662)
2. Select lifting attachment:
Gator Grip (LT663)
Adjustable Forks (LT664)
Slip-on Platform (LT665)



LT662
Frame



LT663
Gator Grip



LT664
Adjustable Forks



LT665
Platform



Model No.	Description	Lowered Height"	Lift Height"	Capacity lbs.	Wt. lbs.	Price /Each
LT662	Frame	-	-	750	357	2799.00
LT663	Gator Grip®	28 3/4	69	750	32	1049.00
LT664	Adjustable Forks	4	62	750	30	129.00
LT665	Platform	5	62 1/8	750	6	169.00

DRUM/OVERPACK LIFTERS

- Design allows for quick, gentle loading; drum stays upright during lift
- Low profile clamp design on 45 imp. gal./55 US gal. lifter lowers open (lid must be open) or closed head steel drums all the way to the bottom of the overpack
- 85 US gallon overpack lifter picks up both 85 US gallon steel overpack drums and 45 imp. gal./55 US gallon steel drums
- Universal model handles many lever lock closure fibre drums, typical steel drums and 45 imp. gal./55 US gal. rimmed plastic drums
- Available in standard steel or type 304 stainless steel construction
- Capacity: 1000 lbs



DA876

Model No.	Description	Wt. lbs.	Price /Each
DA224	55 US Gallon Lifter	21	254.00
DA225	85 US Gallon Overpack /55 US Gallon Lifter	22	280.00
DA876	Universal Lifter	25	347.00
DC094	Stainless Steel Universal Lifter	25	759.00

AUTO-GRIP DRUM LIFTERS

- Easy, no-tilt lifting of rimmed steel drums
- Self-energizing: the heavier the load, the tighter the grip
- Attaches to any hoist, crane or forklift using single fork hook attachment
- Heavy duty, annealed, ductile iron construction
- Large curved foot at bottom of stabilizing arm prevents drum damage
- Capacity: 3000 lbs.
- Weight: 31 lbs.

Model No. DA226
Price/Each \$279.00



AUTOMATIC VERTICAL DRUM LIFTERS

- Lifts and transports closed steel drums easily and effectively
- Unit grips automatically; releases only when drum is set down
- Operator does not have to be at pick up or drop points
- 45 imp. gal./55 US gal. model is available in standard steel or type 304 stainless steel construction
- Capacity: 1000 lbs.



Model No.	Lifts Drum Size Gallons	Construction Material	Wt. lbs.	Price /Each
DC091	30 US	Steel	45	509.00
DA203	55 US	Steel	50	429.00
DC092	55 US	Stainless Steel	50	1247.00
DC093	85 US	Steel	59	690.00

AUTOMATIC EAGLE BEAK™ DRUM HANDLER

- Grab, lift, move and place drums without the operator leaving driver's seat
- For use with open and closed head 30 and 55-gallon plastic, steel and fibre drums
- Includes safety restraint to secure unit to the fork truck
- A ratchet strap is supplied to secure the drum to the unit when traveling over rough terrain
- Simple and easy operation
- Meets OSHA 1910-178 requirements

DC587



Model No.	No. of Drums	Lifting Capacity	Price /Each
DC587	1	1000 lbs./454 kg	1749.00
DC588	2	2000 lbs./907 kg	2399.00



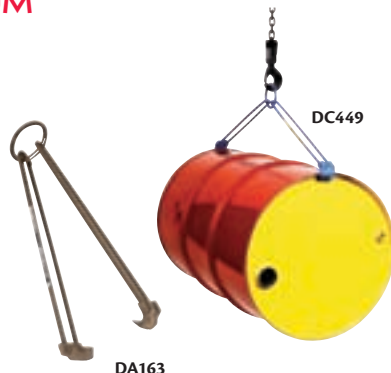
HORIZONTAL DRUM LIFTING HOOKS

- Horizontally lifts 45 imp. gal./55 US gal. steel drums, 34"-36" long
- Alloy steel lifting ring, steel rods, malleable iron hooks
- Capacity: 1000 lbs.
- Weight: 5 lbs.

Model No. DC449
Price/Each \$49.95

- Spark resistant lifting hook is made of bronze and copper for safe handling
- Capacity: 1000 lbs.
- Weight: 5 lbs.

Model No. DA163
Price/Each \$269.00



DA163

POLYESTER DRUM SLINGS

- Securely and economically lifts steel, plastic and fibre drums from 12" to 24" in diameter
- Ideal for use with a forklift truck
- Compact size of slings allows it to be stored in truck until it's needed
- Reduces drum damage which occurs when using steel handlers
- 2" x 10' endless ratchet strap tightens the reinforced polyester lifting belt around the body of the drum
- 4" x 6' double ply tie down web slips easily over the truck forks
- Capacity: 1000 lbs.
- Wt.: 5 lbs.

Model No. DC470
Price/Each \$148.00


Note: Open ratchet fully when installing sling



MULTI-PURPOSE OVERHEAD DRUM LIFTER WITH WRENCHES

- Simple three-arm design allows for safe lifting of closed head 30 US gallons to 45 imp. gal./55 US gal. steel, plastic, and fiber drums with top lips
- Each removable arm also functions as a wrench for use on different drum plugs, faucets, and rim ring bolts
- Lifts of drums up to 800-lb. capacity
- Powder coat finish for durability
- Weight: 20 lbs.

Model No. DC095
Price/Each \$285.00



OPEN HEAD DRUM LIFTERS

- Quick and easy attachment and removal
- Suitable for use with standard steel or poly drums with at least a 3/16" chime
- Lifting arms are adjustable to work with most 45 imp. gal./55 US gal. or 30 US gallon drums
- Attaches to any hoist, crane or forklift using single fork hook attachment
- 3-point contact of the lifting arms minimizes deformation
- Also works on closed head drums
- Capacity: 1000 lbs.
- Weight: 15.5 lbs.

Model No. DC420
Price/Each \$359.00



DRUM & DRUM EQUIPMENT

CLAMP & GO DOLLY HANDLES

- Safely and easily maneuver drum within confined areas
- Perfect for high volume applications
- Low center of gravity provides superior stability
- Quickly clamps onto dollies with various sidewalls of 2", 2 1/2" or 3"
- Foot operated disengage
- Magnet holds handle up to drum for compact storage
- Weight: 11 lbs.

Model No. DC414
Price/Each \$299.00



STAINLESS STEEL DRUM DOLLIES

- Handles 45 imp. gal./55 US gal. drums
- 3" hard rubber casters
- Capacity: 800 lbs.
- Weight: 22 lbs.

Model No. DC416
Price/Each \$229.00



DRIP CATCHER DOLLIES


- Handles drums that are 22" to 28" in diameter
- 2" lip contains drips
- Absorbent sock included
- 3 3/4" x 1/4" rubber casters
- Overall dimensions: 31 1/2" dia. x 5 3/4" H
- 1000-lb. capacity
- Weight: 26 lbs.

Model No. DA600
Price/Each \$269.00



STEEL DRUM DOLLIES

- Welded 3/16" thick x 4", frames are built to withstand constant use
- 24" inside diameter handles 45 imp. gal./55 US gal. drums
- Comes with four swivel casters
- Quality powder-coat finish
- Shipped knocked down



LIL'DOLLY™ PAIL DOLLIES

- Designed for use in hospitals, food processing plants, manufacturing locations, hotels, restaurants - anywhere 5, 6 & 15 gallon pails are used
- 5 dual wheel swivel stem casters
- Inside diameter: 11"
- Capacity: 75 lbs.
- Weight: 2 lbs.
- Colour: Beige

Model No. MD527
Price/Each \$49.90



Model No.	Caster Type	Caster Size"	Height"	Capacity lbs.	Wt. lbs.	Price/Each
ROUND FRAME						
DC202	Polyolefin	3	4 1/2	750	21	107.00
DC199	Polyurethane	3	4 1/2	1000	24	137.00
DC200	Polyurethane	4	5 1/2	1500	27	155.00
X-FRAME						
DC206	Polyolefin	3	4 1/2	750	13	85.60
DC203	Polyurethane	3	4 1/2	1000	16	109.00
DC204	Polyurethane	4	5 1/2	1500	19	120.00

TILTING DRUM DOLLIES

- Designed exclusively for 45 imp. gal./55 US gallon drums
- Unique feature to tilt drums 10° for better liquid extraction
- Tilting feature is foot-operated and locks into place when activated
- Includes four swivel casters



Model No.	Wheel Type	Capacity lbs.	Weight lbs.	Price/Each
DC022	Cast Iron	1200	24	251.00
DC023	Hard Rubber	900	23	203.00

POLYETHYLENE DOLLIES


- Structural foam polyethylene dolly will not dent, corrode or rust
- Solid bottom construction with 2" lip contains small spills
- Handles 45 imp. gal./55 US gal. drums
- Overall dimensions: 24 3/8" Dia. x 7 1/8" H
- Rolls on five 3" hard rubber casters
- Capacity: 500 lbs.
- Weight: 17 lbs.
- Colour: Black

Model No. NA714
Price/Each \$179.00



MULTI-TIER DRUM DOLLIES

- Accommodates a variety of container sizes
- Transport a 5 US gallon pail, 30 US or 45 imp. gal./55 US gal. drums
- A standard 4' long nylon pull strap helps in transporting
- Hard rubber casters
- High polished zinc finish for corrosion resistance
- Capacity: 900 lbs.



DC043

Model No.	No. of Tiers	Accommodates drum sizes (gal.)	Wt. lbs.	Price/Each
DC043	3	5, 30 and LP Gas Cylinders	28	124.00
DC042	4	5, 30, 55 and LP Gas Cylinders	20	139.00
DC415*	4	5, 30, 55, and LP Gas Cylinders	24	299.00

* Stainless Steel

LEAK CONTAINMENT DRUM DOLLIES

- Polyethylene dolly will not dent, corrode, or rust
- Handles 45 imp. gal./55 US gal. drums
- Solid bottom construction with a 2" lip contains spills up to 5 L
- Overall diameter: 24 1/4"
- Capacity: 1000 lbs.
- Colour: Grey




Model No.	Caster Type	Caster Size"	Height"	Price/Each
DC465	Polyurethane	3	6 1/4	174.00
DC466	Polyolefin	3	6 1/2	144.00
DC467	Polyolefin	4	7 1/4	160.00

DRUM STACKING RACKS

- Rack holds two or three 45 imp. gal./55 US gal. drums
- Can be stacked up to three high
- Conveniently stacks drums horizontally increasing space efficiency
- Forklift access from all four sides
- Optional mobile units available
- Shipped knocked down



Drums not included



DC262



Model No.	Drum Cap.	O.A. Dimensions W" x D" x H"	Max Capacity lbs. *	Wt. lbs.	Price /Each
DC262	2	45 1/2 x 30 x 12 1/2	1600	48	159.00
DC263	3	71 1/2 x 30 x 12 1/2	2400	75	229.00

*The total weight capacity for all drums and racks being stacked.

DRUM STACKING RACK & DOLLY KITS

- All welded, ready to use
- Dolly allows stacking racks to be mobile
- Two rigid and two swivel casters
- Durable Kleton blue enamel finish
- Caster assembly required



DC386
Drip Pan and Faucet Not Included

Model No.	Wheel Type	Overall Dimensions W" x D" x H"	Capacity lbs.	Price /Each
DC386	6" Hi-Temp Nylon	46 x 30 x 21 1/2	1600	625.00
DC387	6" Polyurethane	46 x 30 x 21 1/2	1600	597.00

REPLACEMENT CASTERS

Model No.	Description	Price/Each
ML861	6" Hi-Temp Nylon Swivel Caster	47.60
ML862	6" Hi-Temp Nylon Rigid Caster	39.40
ML399	6" Polyurethane Swivel Caster	37.60
ML400	6" Polyurethane Rigid Caster	32.85



ML861



ML400

CAN TIPPERS

- Handles 5-gallon round pails
- Safety lever holds container in place
- Dispensing height of 11 1/2"
- Capacity: 75 lbs
- Weight: 10 lbs

Model No. DC472
Price/Each \$96.95



ALL-WELDED DRUM ROCKERS

- Safe method of upending up to 45 imp. gal./55 US gal. drums for moving, draining or storing
- No lifting, straining, or danger of drum tipping backwards
- Load drum into the draining position in seconds
- Constructed of all welded heavy gauge steel tubing
- Removable handle
- 3" polyolefin swivel casters and wheels
- Capacity: 1000 lbs.
- Durable Kleton blue enamel finish




Model No.	Description	Wt. lbs.	Price /Each
DC442	Two 3" Swivel Casters, Two 3" Wheels	38	136.00

CAUTION: Clamping bracket on handle must be used when maneuvering unit.

KNOCKED-DOWN DRUM ROCKERS

- Safe method for moving, draining and storing 45 imp. gal./55 US gal. drums
- Two 3" non-sparking wheels and two 3" non-sparking swivel casters
- Removable handle
- Capacity: 700 lbs.
- Powder coat finish
- Shipped knocked down



Model No.	Price /Each
DC443	99.95

CAUTION: Clamping bracket on handle must be used when maneuvering unit.

REPLACEMENT CASTERS

Model No.	Description	Price/Each
DC463	3" Polyolefin Wheel	1.75
DC464	3" Polyolefin Swivel Caster	5.70
DC473	Handle & Black Plastic Handle Grip	13.85

DRUM STORAGE RACKS

- Ideal for high capacity horizontal storage of drums
- 12 drum capacity with a total load rating of 12 000 lbs. per unit
- Add-on unit locks into common upright on starter allowing for higher capacity storage
- Drums are supported full length by individual 12" W x 36" D drum cradles that allow for fork truck access
- Unit can be used as standard selective pallet racking, if cradles are removed
- Starter unit dimensions: 36" D x 112" W x 96" H



Model No.	Description	Wt. lbs.	Price /Each
DA541	Starter Unit	560	1320.00
DA542*	Add-On	505	1216.00

*Add-on unit includes one upright only
F.O.B. Concord, Ontario.

DRUM & DRUM EQUIPMENT

DRUM HAND TRUCKS

- All-welded 1 1/4" round tubular steel frame
- Handles containers from as small as 18" in diameter to large 45 imp. gal./55 US gal. steel drums
- Ideal for loading drums onto pallets, or for going over curbs or uneven docks
- Free standing when loaded
- Capacity: 1000 lbs.
- Durable Kleton blue enamel finish



DA594



MH296



MN694

Model No.	Overall Dimensions W" x D" x H"	Description	Wt. lbs.	Price /Each
DA593	24 x 19 x 58	Truck with 10" front rubber wheels only	44	353.00
DA594	24 x 22 x 58	Truck with 10" front and 6" rear rubber wheels	50	408.00

REPLACEMENT PARTS & WHEELS

Model No.	Description	Price /Each
MH296	6" Mold-on Rubber Wheel	11.70
MN694	10" Mold-on Rubber Wheel	34.60
MA382	Black Plastic Handle Grip	0.80



DRUM HAND TRUCKS FOR PLASTIC & FIBRE DRUMS

- All-welded, 1 1/4" tubular steel construction
- Handles plastic and fibre drums from 18" to 25" in diameter and 24" to 41" in height
- Rolls on 10" front and 6" rear rubber-tired wheels
- 2" ratchet strap secures drum in place
- Capacity: 1000 lbs.
- Durable Kleton blue enamel finish



DA595



MH296



MN694

Model No.	Overall Dimensions W" x D" x H"	Description	Wt. lbs.	Price /Each
DA595	23 x 24 x 58	Truck for plastic and fibre drums	56	467.00

REPLACEMENT PARTS & WHEELS

Model No.	Description	Price /Each
MH296	6" Mold-on Rubber Wheel	11.70
MN694	10" Mold-on Rubber Wheel	34.60
MA382	Black Plastic Handle Grip	0.80
PC512	2" Pull Strap	12.10



ALL-IN-ONE DRUM TRUCKS


- All-welded design with 1 1/4" round tube
- Drum trucks can be used to transport and dispense drums
- Easy-to-use belt-system and hook keeps drums securely on the truck.
- Easy to load and unload on skids
- Handles plastic, steel or fibre drums
- Loop handle models provide added leverage while dual handle models provide side body comfort.
- Four-wheel design for added support and easy manoeuvrability
- Capacity: 1200 lbs.
- Durable Kleton blue enamel finish



DC266



Retaining hook



DC256

Model No.	Handle Type	Wheel Type	Wt. lbs.	Price /Each
DC266	Loop	10" Mold-on Rubber	64	522.00
DC267	Loop	10" Pneumatic	58	566.00
DC256	Dual	10" Mold-on Rubber	62	493.00
DC257	Dual	10" Pneumatic	56	539.00

LOW PROFILE DRUM TRUCKS

- All-welded steel construction with 8" x 2" rubber wheels and a 4" non-marking rubber swivel caster for smooth movement and easy manoeuvrability
- Ideal for moving full, open top 45 imp. gal./55 US gal. drums without spilling contents
- With a low-level frame, only 1/2" from the ground, this truck allows for easy loading of drums
- Hinged handle moves forward and backward for easy pushing or pulling
- Capacity: 1000 lbs.
- Quality powder coat finish
- Shipped knocked down



DC500



ML333



ML813

REPLACEMENT PARTS

Model No.	Description	Price /Each
ML333	4" Non-Marking Rubber Swivel Caster	17.10
ML813	8" Mold-On Rubber Wheel	17.70
DC502	Handle Grip	1.80

Model No.	Overall Dimensions W" x D" x H"	Overall Handle Length"	Wt. lbs.	Price /Each
DC500	30 x 24 x 46	39	44	198.00

DRUM & DRUM EQUIPMENT

ERGONOMIC DRUM TRUCKS

- Floating axle reduces effort required to break over and balance load
- Chime hook can be stored at the top of the frame for easy use
- Replaceable hard faced double beveled nose prongs
- Handles steel drums only
- 10" mold-on rubber wheels
- Overall dimensions: 17 1/2" L x 23 3/4" W x 61" H
- Capacity: 1000 lbs.
- Weight: 74 lbs.

Model No. DC417
Price/Each \$579.00

WESCO®



SINGLE BAR DRUM TRUCKS

- Handles 45 imp. gal./55 US gal. steel drums
- Heavy duty 1" structural pipe frame with double welded joints
- Machined steel load wheels behind nose prongs help ease lifting of drum
- Classic single bar frame design
- Kickstand and vinyl handle grips included
- Available with cast iron centre mold-on rubber wheels with 1" (ID) roller bearings or polyolefin wheels
- 24" wide at handle, 16 1/4" wide at nose
- Capacity: 1000 lbs.

WESCO®

Model No.	Wheel Type	Wt. lbs.	Price /Each
DA883	Polyolefin	50	619.00
DA882	Mold-on Rubber	64	639.00



MULTI PURPOSE STAINLESS STEEL DRUM TRUCKS

- Handles heavy drums, loads and unloads pallets, and functions as a high capacity drum dispenser
- For use with 70 imperial gallon salvage or overpack drums, 25 imperial and 45 imp. gal./55 US gal. steel drums and most 25 imperial and 45 imp. gal./55 US gal. plastic drums
- Extra long U-shaped handle provides added leverage when loading and moving heavy drums
- 63" L x 19 1/2" W frame allows easy access through narrow aisles
- Self-supporting for draining
- Four 8" Mortuf wheels with roller bearings allow truck to travel a straight line and permit easy steering around corners with minimal effort
- All-welded, type 304 stainless construction
- Capacity: 1000 lbs.

MORSE



Model No.	Wheel Type	Construction Material	Wt. lbs.	Price /Each
DA581	Mortuf	Stainless Steel	63	1460.00

DRUM SPOTTERS

- Moves drums to and from pallets easily across floors, effectively and efficiently
- Designed for 45 imp. gal./55 US gal. steel or plastic drums with various rims and most fibre drums with clamp-on lids in a size range of 22 to 23 1/2" dia. and 34 to 36" high, weighing up to 800 lbs
- Features two lifting hooks which slide under the top rim of drum
- Handle provides adequate leverage to lift heavy drums
- Base has built-in counterweight for stability
- Features two 6" polyolefin load wheels and two 4" rear swivel casters for easy steering

FEATURES:

- Simple to operate
- Compact
- Holds drums upright
- No power truck required
- Self-supporting
- No balancing required



MORSE

Model No.	Lifting Capacity lbs.	Max. Pallet Height"	Wt. lbs.	Price /Each
DA933	800	6	245	1535.00

ALUMINUM FRAME DRUM TRUCKS W/HAND BRAKE

- Static free for use around volatile materials
- Ideal when the truck itself must be lifted or transported
- Rear wheels act as a pivot to raise truck onto curbs or pallets
- Automatic, spring-loaded chime hook engages rim of 25 imperial or 45 imp. gal./55 US gal. steel drums quickly and safely
- 10" x 2 1/2" solid rubber tires
- Hand brake on DA586 is designed to slow down or stop both load carrying wheels whenever necessary
- Gives operator complete control of truck, even on ramps or inclines
- Capacity: 1000 lbs.

DA586



WESCO®

Model No.	Description	Wt. lbs.	Price /Each
DA582	Without Brake	48	1785.00
DA586	With Hand Brake	52	2399.00

DRUM & DRUM EQUIPMENT

DRUM TUMBLER 309-3 & CONTROL PANEL

- Mix ingredients right inside a closed drum
- Morse drum tumblers rotate a drum "corner-over-corner" to thoroughly mix drum contents
- Mix plastic, steel or fiber 45 imp. gal. /55 US gal. drums
- Agitate drum contents without even opening it
- Incorporate settled ingredients
- Eliminate sediment at the bottom of a drum
- 14 RPM, 1 HP or variable speed 2 to 20 RPM with Morse Control Package (included)
- Capacity: 800 lbs. (363 kg) full drum, 400 lbs. (181 kg) half-full drum

115 V CONTROL PANEL

- Includes control mast and control box
- Timer adjusts from a few seconds to 16 hours
- Start and stop buttons
- 24 V DC Control Supply
- Wire terminals for external connection of safety interlock switch



Model No.	Drum Size Capacity	Drum Diameter Clearance"	Drum Height Clearance"	Price /Each
DC507	45 imp. gal./55 US gal.	18 - 23 1/2	29 - 37	11995.00

PORTABLE ROTATORS



- Efficiently mixes the contents of closed steel drums
- Eliminates the danger of spills and contamination
- Built-in retractable loading bar allows for tipping up to 500-lb. drums
- Provides efficient handling of liquid loads up to 500 lbs. at any drum speed
- Dry load capacity: 400 lbs. at 10 RPM, 300 lbs. at 20 RPM and 250 lbs. at 30 RPM
- Standard motor is 1/2 HP, 60 Hz, 115 V, TEFC single phase; comes with switch and plug
- Can handle steel drums from 6" to 28" in diameter, and up to 40" in length
- Air and explosion proof motors are available upon request



Model No.	Description	Wt. lbs.	Price /Each
DA572	Standard Rotator*	176	2678.00
DA574	Variable Speed Rotator**	183	3289.00

* Standard factory set speed of 20 RPM unless otherwise specified.

** Drum speed: 10 to 24 RPM

5-GALLON PAIL TUMBLERS



- Mix inside closed 5-gallon pails, one or two at a time, without special added equipment
- Avoids the costly transfer and clean-up associated with open-top mixing
- Ideal to mix, blend or agitate liquids or dry materials
- Pails are held at an angle to the horizontal rotating shaft to allow for thorough "corner-to-corner" mixing action
- 100 lbs. per pail capacity with 23 RPM turning speed
- Accepts pails up to 12 1/2" diameter and 4 1/2 - 16 1/2" tall
- Comes standard with automatic shut-off
- 0-60 minute timer
- 1 phase, 115 V, TEFC motor
- Includes cord and plug



Model No.	Capacity	Wt. lbs.	Price /Each
DA547	Single pail	215	2499.00
DA561	Double pails	245	2799.00

STATIONARY DRUM ROLLERS

- Fixed speed drum roller designed to rotate drum
- Rotates at drum speed of 20 RPM @ 60Hz, based on a 22.5" diameter drum
- Can be hardwired for fixed speeds or with a control package
- Drum size capacity: 55 US gal. (45 imp. gal.)
- Motor voltage: 230 V/460 V
- Liquid load capacity: 1000 lbs.
- Dry load capacity: 300 lbs.
- 60 Hz
- Motor phase: 3
- Add a Morse Control Package for variable speed of 1 to 30 RPM (sold separately)
- Comply with OSHA requirements with a Morse guard enclosure (sold separately)



Model No.	Description	No. of Drums	Price /Each
DC573	Drum Roller	1	4295.00
DC574	Drum Roller	2	5595.00
DC583	Guard Enclosure	1	3956.00
DC584	Guard Enclosure	2	4499.00

CONTROL PANELS

- High speed ideal for initial mixing and low speed for prolonged agitation
- 1000 lbs. liquid load capacity
- 400 lbs. dry load capacity at 1 to 10 RPM
- 300 lbs. dry load capacity at 20 RPM
- 250 lbs. dry load capacity at 30 RPM
- Drum speed: 1 to 30 RPM
- 60 Hz
- Variable speed



Model No.	Motor Phase	Motor Voltage V	No. of Drums	Price /Each
DC575	1	115	1	3489.00
DC576	1	115	2	3489.00
DC577	1	230	1	3769.00
DC578	1	230	2	3769.00
DC579	3	230	1	3609.00
DC580	3	230	2	3609.00
DC581	3	460	1	3718.00
DC582	3	460	2	3718.00

DRUM & DRUM EQUIPMENT

DRIP GUARDS

Help protect drum heaters from spills and splashing which could lead to eventual failure. Fits standard 45 imp. gal./55 US gal. drums. 1" wide x 3/4" thick rubber lining gives the drip guard a tight fit to the drum. 20-gauge cold rolled steel construction, coated for rust protection. Inside diameter: 22 1/2", outside diameter: 30 1/2". Wt. 9 lbs.

Model No. DA075
Price/Each \$333.00




BUNG ENTERING PROPELLER MIXERS

The unique folding propeller folds to enter the 2" bung on a 45 imp. gal./55 US gal. drum, then opens to its full 3 3/4" diameter when operating. Standard shaft and propellers are 316 stainless steel. Choice of 3 motors: totally-enclosed fan-cooled (TEFC), explosion-proof class 1 group D, or air (requires 10-20 CFM).

Screw mounted mixers mount vertically by screwing into standard 2" bung fitting. 29" x 5/8" diameter shaft.

Clamp mounted mixers clamp to the lip of standard steel drums. Shaft angles to the center of the drum. 33 1/8" x 5/8" diameter shaft.



Motor	Screw Mount Model No.	Wt. lbs.	Price /Each	Clamp Mount Model No.	Wt. lbs.	Price /Each
TOTALLY-ENCLOSED FAN COOLED (TEFC)						
1/4 HP-1-115/230	DA487	35	1499.00	DA499	35	1476.00
1/3 HP-1-115/230	DA490	35	1576.00	DA502	35	1612.00
1/3 HP-3-230/460	DA492	35	1599.00	-	-	-
1/2 HP-1-115/230	DA494	45	1678.00	DA506	45	1762.00
1/2 HP-3-230/460	DA496	45	1597.00	DA508	45	1662.00
EXPLOSION-PROOF CLASS 1 GROUP D (EP)						
1/3 HP-1-115/230	DA491	45	2111.00	-	-	-
AIR MOTOR						
1/4 HP to 1/2 HP AIR	DA498	25	1784.00	DA510	25	1475.00

AIR REQUIREMENTS: Model No. DA498 10-20 CFM at 20-40 PSI
Model No. DA510 10-20 CFM at 40-80 PSI

Air set for air motor (w/ regulator, filter and lubricator)
Model No. DA469 Price/Each \$737.00

GEAR DRIVE MIXERS

- Grease-filled gearbox eliminates oil seal and the possibility of oil contamination of process
- Totally-enclosed fan-cooled motor, explosion-proof and air motors also available
- Cast aluminum housing
- No clutches to slip, wear or replace
- Fixed cup plate mount optional on 1/3 HP through 1 1/2 HP models
- 316 SS propellers and shafts are standard
- Vibration-absorbing pad included
- Optional coatings also available




Model No.	Motor Description	RPM	Propeller Diameter"	Shaft Length"	Shaft Diameter"	Price /Each
DC418	1/3 HP-1-115/230	350	10	48	3/4	3799.00
DC419	1/2 HP-1-115/230	350	12	48	3/4	4398.00
DC422	3/4 HP-1-115/230	350	13	60	3/4	4768.00

DIRECT DRIVE ECONOMY MIXERS

Direct drive mixers are for mixing small batches of low viscosity fluids. Universal motor mount accepts 48 and 56 frame foot mounted motors. Choice of totally-enclosed fan-cooled (TEFC), explosion-proof class 1 group D, or air motors.

Standard shaft and propellers are 316 stainless steel. Clamp adjusts to an angle. Operating speed 1725 RPM. Electric motors must be hard wired.

Note: Only recommended for open head drums.



Model No.	Motor Description	Shaft Length"	Shaft Diameter"	Wt. lbs.	Price /Each
TOTALLY-ENCLOSED FAN-COOLED (TEFC)					
DA471	1/4 HP-1-115	32	1/2	30	1072.00
DA472	1/4 HP-1-115/230	32	1/2	30	1205.00
DA476	1/3 HP-1-115/230	32	1/2	35	1292.00
DA482	1/2 HP-3-230/460	32	5/8	35	1284.00
EXPLOSION-PROOF CLASS 1 GROUP D (EP)					
DA481	1/2 HP-1-115/230	32	5/8	45	1855.00
AIR MOTOR					
DA484	1/4 HP to 1/2 HP AIR	35"	5/8"	20	1245.00

AIR REQUIREMENTS:

Model No. DA484 12-20 CFM at 40-80 PSI

Air set for air motor (w/ regulator, filter and lubricator)

Model No. DA469 Price/Each \$737.00

PIPE CLAMP PAIL MIXERS

Ideal for mixing materials in 5-gallon and other open top containers. Mixer clamps to a vertical 1 1/2" pipe which allows it to be lowered into the container and raised to change containers. Features an air control valve for speed adjustment. 24" Shaft length. Air Requirements: 10-17 CFM at 50-80 PSI.



AIR SET (W/REGULATOR FILTER & LUBRICATOR)

Model No. DA469
Price/Each \$737.00

Model No.	Motor Description	RPM	Prop Dia."	Shaft Dia."	Wt. lbs.	Price /Each
DA485	1/4 to 1/2 HP AIR	Variable	4"	5/8"	20	1313.00

5-GALLON PAIL MIXERS

Convenient mixer for mixing materials in 5-gallon closed pails. Handle/motor assembly adjusts along the centre line of the pail to align with the opening in pail lid. Electric model comes with a two speed switch on the motor. Air model features an air control valve for speed adjustment. 12" Shaft length.



Model No.	Motor Description	RPM	Prop Dia."	Shaft Dia."	Wt. lbs.	Price /Each
DA511	1/2 to 1 HP Air	Variable	3 3/4"	5/8"	35	1439.00
Air requirements: 22-40 CFM at 40-80 PSI						

AIR SET FOR AIR MOTOR

- Includes: regulator, filter and lubricator

Model No. DA470
Price/Each \$964.00

DRUM & DRUM EQUIPMENT

BUNG NUT WRENCHES

- Fits almost any metal or plastic, male or female bung nuts or plugs
- 13" overall length
- Offset handle
- Weight: 4 lbs.

Model No. DA638
Annealed Ductile Iron
Price/Each \$54.25

Model No. DA637
Non-Sparking,
Manganese Bronze Alloy
Price/Each \$82.15



UNIVERSAL PLUG WRENCHES

- Fits virtually all steel, plastic and fibre drum plugs
- 15 1/2" long for extra leverage and hand clearance
- Weight: 4 lbs.

Model No. DA635
Solid Ductile Iron
Price/Each \$51.70

Model No. DA636
Non-Sparking, Zinc Aluminum Alloy
Price/Each \$93.30



DRUM WRENCHES

- Socket head which fits over 3/4" plugs and prongs that fit the crossbar of 2" plugs
- Fits other types of closures too

Model No. DA643
Socket Head - 2.0 lbs.
Price/Each \$169.00

Model No. DA647
Non Sparking - 2.5 lbs.
Price/Each \$219.00



DELUXE PLUG WRENCHES

- Non-sparking brass alloy wrench fits virtually all industrial drums including those with square or hex plugs, male or female bung nuts or plugs and fittings with lugs and crossbars
- Built-in 1 1/4" wrench for tightening faucets into drums; eliminates the need for extra tools
- Weight: 2 lbs.

Model No. PE359
Price/Each \$89.15



DRUM UPENDERS

- This 40" long upender provides the necessary leverage for moving horizontal drums to a standing position
- 2 1/2" wide toe plate prevents denting of drum
- 1 1/2" hook fits over most drum heads
- Weight: 12 lbs.

MORSE

Model No. DA653
Price/Each \$109.00




DRUM DEHEADERS

- Opens any standard size and gauge drum in minutes
- Contoured to drum radius; fast, one-hand operation
- Leaves edge smooth
- Constructed of fine forged steel with a precision quality steel blade
- Weight: 6 lbs.

Model No. DA312 Drum Deheader
Price/Each \$94.90

Model No. DC607 Replacement Blade
Price/Each \$29.90



PAIL PALS

- Designed to open and close virtually any type of steel or plastic pail
- Cast steel construction for durability
- Yellow zinc-plated finish with molded blue plastic hand grip
- Includes a special cutting tool to open sealed lids on plastic pails
- Weight: 2 lbs.

Model No. DC041
Price/Each \$49.80



DRUM LOCKS

Safely secure drum contents without the risk of contamination. Reduces theft, pilfering, sabotage and prevents "cocktailing" of contents.

Ideal for:

- Homeland security
- Internal facility containment and security
- In-house content monitoring and drum relocation
- Staging areas for waste chemicals

Made of corrosion resistant, non-sparking zinc die cast, the units easily install around the drum bung flange with no risk of cross threading.

Place both halves around the bung lip, slide the lock bar through the halves and then attach a padlock through the end hole of the bar.

Sold as a pair, these drum locks fit the most popular style of steel and plastic 55 gallons (200 L) drums.

Set includes 2 lip seals and 2 interchangeable lock bars

Both sets are available without or with a No.3 Master Lock® padlock

JUSTRITE®



	Steel Model No.	Size Lip Seal O.D.	Price /Each	Plastic Model No.	Size Lip Seal O.D.	Price /Each
Without Lock	DC282	1 x 3", 1 x 1 1/2"	94.20	DC283	3 1/2"	106.00
With Keyed Different	DC289	1 x 3", 1 x 1 1/2"	81.50	DC290	3 1/2"	89.90
With Keyed Alike	DC291	1 x 3", 1 x 1 1/2"	95.60	DC292	3 1/2"	91.10

DRUM CLOSURES

STEEL DRUM CLOSURES

- Made from premium deep-drawing quality steel
- Visegrip® plugs have a hexagonal shoulder for easy opening (no tools required)
- Titegrip™ plugs compatible with other opening types also available

STEEL DRUM FUSIBLE CLOSURES

- Used for drums containing combustible materials
- Made of reinforced nylon material
- Centre melts away when exposed to extreme heat allowing venting, thus reducing risk of explosion
- Titegrip™ plugs compatible with other opening types also available

POLY-DRUM CLOSURES

- Poly-Visegrip® closure specially designed for use in lined containers
- Requires no gaskets

STEEL DRUM CLOSURES

Model No.	Size"	Price/Each
DB891	3/4	0.89
DB892	2	2.19

STEEL DRUM FUSIBLE CLOSURES

Model No.	Size"	Torque req. (ft.-lbs.)	Price/Each
DB893	3/4	9	1.05
DB894	2	20	2.49

POLY-DRUM CLOSURES

Model No.	Size"	Threads	Price/Each
DB895	2	NPS	2.49
DB896	2	BSP	2.99



MANUAL CRIMPING TOOLS

- DB903 is used for 2" cap seals
- DB904 is used for 3/4" cap seals

Model No. DB903
Price/Each 999.00

Model No. DB904
Price/Each 999.00



TAMPER-EVIDENT CAP SEALS

SAFESEAL® PLASTIC CAP SEALS

- Requires DB903 or DB904 tool to be applied
- Titegrip™ compatible Safeseal® plastic caps also available

ALL PLASTIC CAP SEALS

- Easy-to-use pop-on feature
- Can be applied without tools

Model No.	Size"	Price/Each
DB899	3/4	0.49
DB900	2	1.09

SAFESEAL® PLASTIC CAP SEALS

DB899	3/4	0.49
DB900	2	1.09

ALL PLASTIC CAP SEALS

DB901	3/4	0.49
DB902	2	0.99



HORIZONTAL DRUM GAUGES VERTICAL DRUM GAUGES

Instant, accurate information on the amount of liquid in a 45-gallon drum. Mounts through 2" bung hole; seals tight, won't leak. Reads in 5-gallon intervals. Wt. 2 lbs.

Model No. DA067
Price/Each \$109.00



Accurate "At-A-Glance" monitoring. Graduated in gallons, litres, quarters and eighths full. Heavy steel and plastic construction with leak-proof duro nitrile gaskets. Resistant to oil and many chemicals. Weight: 1 lb

Model No.	Size"	Price/Each
DA068	2	86.60
DA069	3/4	119.00



GRADUATED DRUM GAUGES

Combination gauge and faucet permits uninterrupted draining of drum contents with gauge in place. Mounts through 3/4" bung hole. Constructed of heavy gauge glass in plated steel body with Buna-N seals. Weight: 3 lbs.

WESCO®



Model No.	Description	Price/Each
DA064	Gauge only	149.00
DA065	Gauge with faucet*	179.00

* Zinc Die Cast Faucet FM approved for viscous liquids only; no flame arrestor.

DRUM FILL GAUGES

Provides a low cost solution to over-filling drums. When the drum is almost full, the indicator "Pops-up" to warn you. Fits in standard 3/4" bung opening. Bright red and yellow molded polyethylene. 5" length. FM approved. Weight: 0.20 oz.

Model No. DA066
Price/Each \$11.50



JUSTRITE®

SAFETY FUNNELS WITH FILL VENT

9" diameter polyethylene funnel comes with brass safety vent and 6" flame arrestor. Cap comes with safety chain to prevent loss. 2" NPS. FM approved.

JUSTRITE®

Model No.	Wt. lbs.	Price/Each
DA103	4	215.00



SAFETY DRUM FUNNELS

Suitable for handling flammables. Large 10 3/4" mouth provides quick dumping. Steel construction with 6" flame arrestor for the DA102 and 32" flame arrestor for the DA101. Hinged cover with fusible link reduces spread of vapours. 2" NPS. FM approved.

JUSTRITE®

Model No.	Description	Wt. lbs.	Price/Each
DA102	6" flame arrestor w/funnel	11	222.00
DA101	32" flame arrestor w/funnel	29	424.00



HORIZONTAL BRASS VENTS

- Horizontal vents are for use with drums in the horizontal pouring position
- Automatically relieves pressure at 5 PSI
- Flame arrestor prevents sparks and flame from igniting contents
- Manual vacuum relief by lifting and rotating the valve stem
- Maximum flow of 220 CFM at 20 PSI
- Fits 2" NPS bung in steel or plastic drums

Model No. PE362
Price/Each \$69.95



KELETON


VERTICAL VENTS

FM approved vents are for use with drums in the upright position. Valve automatically opens to relieve internal pressure at 5 PSI. Automatic vacuum relief permits 4 GPM flow through 3/4" faucet. Fits 2" NPT bung opening.

Model No.	Description	Application	Wt. lbs.	Price/Each
DA607	Brass Vent	Petroleum-Based	0.5	109.00
DA605	Non-metallic Vent, Cad-plated flame arrestor	Petroleum-Based	0.5	84.90
DA606	Non-metallic Vent, Stainless steel flame arrestor	Chlorinated Solvents	1.0	125.00



DRUM & DRUM EQUIPMENT



MANUAL-CLOSING MOLASSES GATE VALVES

- Excellent for dispensing heavy oils, light grease, varnish, molasses, honey, cream and other non-flammable heavy viscous fluids from drums and containers
- All gates have 45-60° discharge for optimum flow control
- Durable cast iron body, painted black enamel finish
- Machined and lapped brass faceplate for smooth operation and perfect seal
- Can be padlocked in sizes up to and including 2"
- Standard gates come with either 2" or extra long 4" iron handle
- Extra long handle provides greater leverage for easier and safer dispensing of viscous fluids
- Gate valve with lock nut is used on drums with over-sized or damaged threads
- Malleable iron lock nut combined with rubber gasket allows valve to face any direction



Model No.	NPT Inlet Size"	Wt. lbs.	Price/Each
STANDARD GATE WITH 2" HANDLE			
DA059	3/4	1.5	62.30
DA060	1	2.0	80.70
DA061	1 1/4	2.4	81.90
DA062	1 1/2	2.9	83.20
DA063	2	3.2	83.90
DA057	3	6.8	215.00
DA058	4	15.5	481.00
STANDARD GATE WITH 4" HANDLE			
DA055	1 1/2	4.3	138.00
DA056	2	4.6	144.00
DA054	3	7.7	225.00
GATE VALVE WITH LOCK NUT, 2" HANDLE			
DA051	3/4	1.6	75.70
DA052	1 1/2	3.2	104.00
DA053	2	3.6	112.00

Note: These faucets are intended for use with non-flammable viscous liquids stored in or dispensed from non-pressurized containers at ambient room temperature.

SELF-CLOSING FAUCETS

- For non-flammable liquids only
- No flame arrestor
- 3/4" pipe thread
- Can be padlocked closed
- Natural die cast finish

Model No. PE365
Price/Each \$22.90



SELF-CLOSING FAUCETS W/SCREEN

- For use with flammable and non-flammable liquids
- Flame arrestor safety faucet
- Standard 3/4" tapered pipe thread
- Can be padlocked closed
- Natural die cast finish

Model No. PE364
Price/Each \$33.95



MANUAL-CLOSING POLY FAUCETS


- Ideal for use with non-flammable, often corrosive liquids
- Half turn on/off; stays open until shut-off
- Use 2" size for thick, viscous liquids or larger volume flow of thin liquid



Model No.	Bung Size"	Wt. lbs.	Price /Each
DA048	2	0.50	39.90
DA049	3/4	0.08	2.89

FAUCETS

- Approved for use with oils, flammables and non-flammable, compatible with stainless steel
- Internal flame arrestor
- Teflon® gasket, 3/4" NPT connection
- FM approved



Model No.	Description	Wt. lbs.	Price /Each
DC404	Natural die cast	0.5	74.50
DA043	Stainless steel	2.00	299.00

SELF CLOSING GATE VALVES

- For use with viscous non-corrosive fluids heavier than SAE30 motor oil
- Heavy-duty brass construction
- Self-closing PTFE blade has fast, positive shut off when handle is released
- 4 1/2" wide handle
- Wide opening permits maximum flow
- Fits 2" bung in steel or plastic drums
- Weight: 7 lbs.

Model No. PE363
Price/Each \$170.00



DRIP PANS

- Pans are filled with sorbent pillows which keep liquids contained and prevents splashing
- Convenient, versatile, and easy to use around the work environment
- Best suited for placing under drums or machinery, and any other areas where drips occur
- The perfect solution for continuous leaks



Model No.	Dimensions L" x W" x H"	Absorbency Pkg./Gal.	Qty /Package	Price /Each
DRIP PAN - OIL				
SEI052	10.5 x 10.5 x 3	1	1	12.00
DRIP PAN - UNIVERSAL				
SEI054	10.5 x 10.5 x 3	1	1	20.00

Bonding and grounding wire assemblies dissipate the static electricity generated during the transfer of flammable liquids. Various clamp styles available to work with different containers. Required by OSHA for fluids with a flashpoint below 140°F.



COILED GROUNDING CLAMPS

- Vinyl coated 1/8" cable resists corrosive environments to give years of service
- Unit is self-coiling to retract when not in use
- Includes one heavy duty REB clamp and one 1/4" terminal end



Model No.	Description	Price/Each
DA632	5' coil	58.80
DA628	10' coil	64.90
DA777	15' coil	75.10
DB029	20' coil	82.30
DA778	30' coil	98.30

HEAVY-DUTY AVIATION STATIC GROUNDING HAND CLAMPS

- Aviation industry standard for bonding and grounding aircraft and refueling vehicles
- Ideal for attaching to landing gear, posts, ground balls, ground rods and other curved, unpainted surfaces
- Cast aluminum construction with plated steel jaws
- Clamp opens to 13/16" and can take up to #6 cable
- Weight: 0.3 lbs

Model No. DC488
Price/Each \$45.10



HEAVY-DUTY HAND CLAMPS

- Grounding clamp for flammable drum loading
- Die cast aluminum body, stainless steel points and 55-lbs. spring enable clamp to consistently make positive metal to metal ground connection
- Accommodates all cable up to 5/32"; connection is made in clamp's handle held by dual Allen screw contacts

Model No. DA633
Price/Each \$40.50



Bonding and grounding wire assemblies dissipate the static electricity generated during the transfer of flammable liquids. Various clamp styles available to work with different containers. Required by OSHA for fluids with a flashpoint below 140°F.

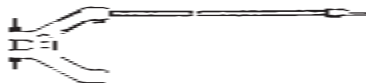
HEAVY-DUTY BONDING & GROUNDING WIRE ASSEMBLIES

TWO HAND CLAMP CONNECTORS



Model No.	Wire Length"	Wire Description	Price/Each
DA735	36	Stainless Steel Cable	89.10
DA736	72	Stainless Steel Cable	91.90
DA737	120	Stainless Steel Cable	96.20


HAND CLAMP & 5/16" TERMINAL CONNECTORS



Model No.	Wire Length"	Wire Description	Price/Each
DA738	36	Stainless Steel Cable	51.80
DA739	72	Stainless Steel Cable	54.30
DA740	120	Stainless Steel Cable	57.90

LIGHT-DUTY BONDING & GROUNDING WIRE ASSEMBLIES

ALLIGATOR CLIP & 3/4" BEAM CLAMPS



Model No.	Wire Length"	Wire Description	Price/Each
DA621	36	Stainless Steel	31.70
DA750	72	Stainless Steel	34.20
DA751	120	Stainless Steel	37.00

TWO ALLIGATOR CLIPS



Model No.	Wire Length"	Wire Description	Price/Each
DA622	36	Stainless Steel	30.10
DA754	72	Stainless Steel	32.80
DA755	120	Stainless Steel	36.30
DA756	36	PVC Coated	34.00
DA757	72	PVC Coated	36.50
DA758	120	PVC Coated	40.30

ALLIGATOR CLIP & 5/16" TERMINAL CONNECTORS



Model No.	Wire Length"	Wire Description	Price/Each
DA759	36	Stainless Steel	24.30
DA760	72	Stainless Steel	27.00
DA761	120	Stainless Steel	30.90

STATICSURE MONITORING DEVICES

- Essential safety device for any business that transfers flammables
- Unlike standard bonding and grounding clamps, the StaticSure alerts the operator as to whether a static bond has been achieved. If a proper connection has not been achieved, a bright red LED light will flash on the device
- StaticSure provides that extra level of assurance to an organization in that they are complying with the Canadian Fire Code while simultaneously providing their employees with a safer working environment
- Includes mounting clips for wall mount applications
- Available as a stand-alone unit, or can be mounted to a cord reel



Model No.	Description	Cord Reel Included	Dimensions W" x D" x H"	Wt. lbs.	Price /Each
DC497	One 20' 18/2 coiled SOW cord with GAT-PIP clamp & one 2' 18/2 straight SOW cord with GAT-PIP clamp	No	66 9/10 x 3 x 2 1/10	5	887.00
DC457	One 20' 18/2 SOW cord with GAT-PIP clamp & one 2' 18/2 SOW cord with lugs	No	66 9/10 x 3 x 2 1/10	5	810.00
DC498	One 20' 18/2 SOW cord with REB-IP clamp & one 2' 18/2 SOW cord with REB-IP clamp	No	63 9/10 x 3 x 2 1/10	4	837.00
DC459	One 20' 18/2 SOW cord with REB-IP clamp & one 2' 18/2 SOW cord with lugs	No	63 9/10 x 3 x 2 1/10	4	765.00
DC480	50' 16/3 SOW cord with REB-IP clamp & 2' 16/3 SOW cord with lugs	Yes	13 4/5 x 12 x 3	31	1421.00
DC481	50' 16/3 SOW cord with GAT-PIP clamp & 2' 16/3 SOW cord with lugs	Yes	13 4/5 x 12 x 3	33	1529.00
DC482	100' 16/3 SOW cord with REB-IP clamp & 2' 16/3 SOW cord with lugs	Yes	14 1/2 x 9 1/5 x 15	42	2638.00
DC483	100' 16/3 SOW cord with GAT-PIP clamp & 2' 16/3 SOW cord with lugs	Yes	14 1/2 x 9 1/5 x 15	43	2740.00

HEAVY-DUTY STATIC GROUNDING HAND WIND REELS

- Ruggedly constructed reels are an economical alternative to automatic retracting reels
- Fewer parts to maintain, allowing for years of trouble free service
- Highly compact storage of a wide range of cable lengths
- 100A solid copper alligator clip can be substituted with our heavier duty REB clamp when using this reel in outdoor areas or with painted, dirty or rusty surfaces
- Cable Type: Yellow Hytrel coated plated steel



Model No.	Cord Length (feet)	Cable Size	Dimensions W" x D" x H"	Wt. lbs.	Price /Each
DC489	50	3/32" I.D. coated to 5/32" O.D.	9 1/5 x 5 3/10 x 9 7/10	9.8	485.00
DC490	75	3/32" I.D. coated to 5/32" O.D.	9 1/5 x 5 3/10 x 9 7/10	10.3	521.00
DC491	100	3/32" I.D. coated to 5/32" O.D.	9 1/5 x 5 3/10 x 9 7/10	10.8	554.00

RETRACTABLE GROUNDING WIRES

- Replace loose/tangled grounding cables with compact retractable reels
- For use where a discharge of static electricity could cause a spark and subsequent explosion
- Holds 20' to 100' of cable
- Positive latching mechanism holds cable at any length
- A slight pull on the cable releases the mechanism causing retraction
- Bearing surfaces are permanently lubricated
- Alligator clip included
- Heavy-duty reels have robust, weatherproof construction and coated cables
- Functions under extreme environmental conditions
- Available with REB clamp for when attaching clamp to painted, dirty or rusty surfaces



DA609



DB025


Model No.	Cable Description	Length'	Wt. lbs.	Price/Each
DA609	Light Duty	20	3.5	313.00
DA610	Light Duty	50	5.5	432.00
DB025	Heavy-Duty Open Style	50	12	603.00
DB026	Heavy-Duty Open Style	75	17	712.00
DB027	Heavy-Duty Open Style	100	22	816.00

STATIC GROUNDING CLAMPS

- Cast aluminum construction, available with stainless steel points or brass "cup" points
- Large, heavy-duty clamp designed for grounding railcars, tanker trucks, barges and large vans
- Equipped with a quick release harness, which is designed to open the clamp automatically in case the operator forgets to remove the clamp prior to the vehicle's departure
- Isolated points available for connection to static monitoring system
- Clamp opens to 1 1/2"



Model No.	Description	Configuration	Wt. lbs.	Price/Each
DC484	Stainless Steel Points	3 Points	0.7	141.00
DC485	Stainless Steel Points	1 Isolated Point	0.7	172.00
DC486	Brass Cup Points	1 Isolated Cup Point	0.7	184.00
DC487	Brass Cup Points	2 Isolated Cup Points	0.7	198.00



PULL TYPE DRUM PUMPS

Chemical compatibility of a drum or barrel pump should be checked for EACH LIQUID BY CHEMICAL NAME!

No single drum pump can be universally chemical resistant. Some blends of chemicals may not be suitable for any of these drum pumps. Remember to have your MSDS for each chemical that you will be pumping. We will be able to help you select the right pump for your application.

STAINLESS STEEL



Wetted components:

304 stainless steel, brass, polyethylene and steel

- Use with certain acids and alkalis
- Fits 5 to 55-gallon drums with a 2" bung adaptor
- Transfer rate: 8 oz. per stroke

Model No. DA530
Price/Each \$110.00



Wetted components:

304 stainless steel, 316 stainless steel, brass and PTFE

- For most acids and corrosives
- Fits 5 to 55-gallon drums with a 2" bung adaptor
- Transfer rate: 8 oz. per stroke

Model No. DA531
Price/Each \$155.00



Wetted components:

304 stainless steel, polyethylene and PTFE

- For fast transfer of most acids and corrosives
- Fits 55-gallon drums with a 2" bung adaptor
- Transfer rate: 22 oz. per stroke

Model No. DA529
Price/Each \$180.00



Wetted components:

304 stainless steel, 316 stainless steel and PTFE

- For fast transfer of most acids and corrosives
- Fits 55-gallon drum with a 2" bung adaptor
- Transfer rate: 22 oz. per stroke

Model No. DB845
Price/Each \$189.00



STEEL



Wetted components:

Brass, steel and polyethylene

- For most non-corrosive and non-flammable liquids
- Fits 5 to 55-gallon drums with a 2" bung adaptor
- Transfer rate: 8 oz. per stroke

Model No. DA527
Price/Each \$43.75



Wetted components:

Buna-N, polyethylene, leather and steel

- For most water-soluble inorganic acids, waxes, detergents
- Fits 5-gallon pails with a 2" bung adaptor
- Transfer rate: 8 oz. per stroke

Model No. DC113
Price/Each \$28.50



Wetted components:

Polyethylene, steel and zinc

- Use with most non-corrosive, light to medium viscosity liquids
- Fits 55-gallon drum with a 2" bung adaptor
- 3/4" diameter spout can be rotated to 180° and removed to expose garden hose thread
- Transfer rate: 22 oz. per stroke

Model No. DC114
Price/Each \$41.40



ENVIRO-WEDGE™

The Enviro-Wedge™ increases the amount of product pumped out of 25-45 gallon drums. When the drum is nearly empty tilt it on an angle and position the wedge under the drum. Continue pumping until flow stops. 100% recycled, rugged polyethylene construction. Weight: 1.5 lbs.

Model No. DA660
Price/Each \$32.90



PULL TYPE DRUM PUMPS

Chemical compatibility of a drum or barrel pump should be checked for EACH LIQUID BY CHEMICAL NAME!

No single drum pump can be universally chemical resistant. Some blends of chemicals may not be suitable for any of these drum pumps. Remember to have your MSDS for each chemical that you will be pumping. We will be able to help you select the right pump for your application.

POLYPROPYLENE



Wetted components:

Polyethylene, polypropylene, silicone and steel

- For use with most corrosive chemicals and non-flammable solvents
- Adapts to 3/4" or 2" bung adaptor for 5 to 55-gallon drums
- 360° discharge spout orientation
- Transfer rate: 16 oz. per stroke

Model No. DC115

Price/Each \$26.30



Wetted components:

Polypropylene, steel and Viton®

- For use with most antifreeze, detergents, windshield fluids, glycerin, and mild acids
- Fits 15 to 55-gallon drums with 2" bung adaptor
- Transfer rate: 14 oz. per stroke

Model No. DC127

Price/Each \$50.95



Wetted components:

Polyethylene, polypropylene and nylon

- For use with most corrosive chemicals, water, and non-flammable solvents
- Good insulation from spark and fire
- Fits 55-gallon drums with a 2" bung adaptor
- Transfer rate: 22 oz. per stroke

Model No. DC117

Price/Each \$37.25



Wetted components:

Polypropylene, polyethylene, silicone and steel

- For use with most corrosive chemicals and non-flammable solvents
- Adapts to 3/4" or 2" bung adaptor for 5 to 55-gallon drums
- 360° discharge spout orientation
- Transfer rate: 8 oz. per stroke

Model No. DA532

Price/Each \$27.70



PVC



Wetted components:

Polypropylene, PVC, nylon and Viton®

- For use with most mild acids, detergents, water and solvents
- Good insulation from spark and fire
- Adapts to 3/4" or 2" for 5 to 55-gallon drums
- Transfer rate: 8 oz. per stroke

Model No. DC116

Price/Each \$41.40



Wetted components:

PVC, nylon and Viton®

- For use with most mild acids, detergents, water and solvents
- Good insulation from spark and fire
- Fits 55-gallon drums with a 2" bung adaptor
- Transfer rate: 22 oz. per stroke

Model No. DC118

Price/Each \$55.55



NYLON

Wetted components:

Polypropylene, nylon, 304 stainless steel and PTFE

- For use with most lacquer thinners, mild acids, detergents, water and light viscosity petroleum liquids
- Fits 15 to 55-gallon drums with 2" bung adaptor
- Transfer rate: 14 oz. per stroke

Model No. DC128

Price/Each \$76.90



SAFETY PUMPS


- FM approved for handling flammables
- Comes complete with internal flame arrestor, steel bung adaptor to aid static grounding, and heavy-duty bonding wires to remove hazardous static charge
- Steel pickup tube with internal screen keeps debris out of pump
- Constructed of highly polished carbon steel with Teflon® piston, packing and gasket for exceptional chemical and solvent resistance
- Pumps 8 oz. per stroke, designed to fit 45-gallon drums
- Also available in stainless steel for corrosive flammable liquids
- Weight: 5 lbs.


Model No. DA513 Carbon Steel

Price/Each \$324.00

Model No. DB831 Stainless Steel

Price/Each \$459.00





ROTARY LOBE PUMPS OVERVIEW

Lobe pumps are popular in diverse industries because they offer superb sanitary qualities, high efficiency, reliability, corrosion resistance and good clean-in-place and sterilize-in-place characteristics.

Rotary lobe pumps are non-contacting and have large pumping chambers. If wetted, they offer self-priming performance. A gentle pumping action minimizes product degradation. They also offer reversible flows and can operate dry for long periods of time.

Advantages:

- Pass medium solids
- No metal-to-metal contact
- Superior CIP/SIP capabilities
- Long term dry run (with lubrication to seals)
- Non-pulsating discharge

Wetted components:

Aluminum, Buna-N, cast iron, chrome plated, polypropylene, steel and zinc.

- For use with most low viscosity and non-corrosive petroleum based fluids
- Dual directional operation for rapid discharge
- Fits 55-gallon drums with a 2" bung adaptor
- Transfer rate: 1 L per revolution

Model No. DC111

Price/Each \$365.00



LEVER TYPE DRUM PUMPS

POLYPROPYLENE

Wetted components:

304 stainless steel, chrome plated, polyethylene, polypropylene and Viton®

- Use with certain water-based solvents, mild acids and light viscosity petroleum liquids
- Adapts to 1-1/2" or 2" bung adaptor for 5 to 55-gallon drums
- Transfer rate: 14 oz. per stroke

Model No. DC121

Price/Each \$65.95



POLYPHENYLENE SULFIDE

Wetted components:

316 stainless steel, polypropylene, polyphenylene sulfide and PTFE

- Use with most water-based solvents, strong acids or alkalis and light viscosity petroleum liquids
- Adapts to 1-1/2" or 2" bung adaptor for 5 to 55-gallon drums
- Transfer rate: 14 oz. per stroke

Model No. DC122

Price/Each \$115.00



PTFE

Wetted components:

316 stainless steel and PTFE

- Use with certain water-based solvents, strongest acids or alkaline solutions
- Adapts to 1-1/2" or 2" bung adaptor for 5 to 55-gallon drums
- Transfer rate: 14 oz. per stroke

Model No. DC123

Price/Each \$316.00



STEEL

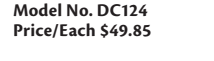
Wetted components:

Brass, Buna-N, polyethylene, steel and zinc

- Use with most dispensing and transferring non-corrosive and petroleum based fluids
- Cushioned vinyl grip handle
- Discharge spout can be rotated 180° and removed to expose garden hose threaded outlet
- Adapts to 1-1/2" or 2" bung adaptor for 30 to 55-gallon drums
- Transfer rate: 11 oz. per stroke

Model No. DC124

Price/Each \$49.85



POLYETHYLENE SIPHON PUMPS

Wetted components:

Polyethylene

- Use with most water based liquids, light oils, and detergents
- Air vent in handle controls flow
- Fits 5-gallon pails
- Transfer rate: 2 gallons/minute

Model No. DC120

Price/Each \$4.95



Wetted components:

Polyethylene

- Use with most water based liquids, light oils and detergents
- Air vent in handle controls flow
- Fits 15 to 55-gallon drums with 2" bung adaptor
- Transfer rate: 7 gallons/minute

Model No. DC119

Price/Each \$17.75



PAIL TYPE PUMPS

Wetted components:

Delrin®, polyethylene, PVC and steel

- Use with most engine oils, gear oils, and antifreeze
- Fits 5 gallon pails
- Includes a 48" discharge hose fitted with curved metal spout at discharge end
- Transfer rate: 2 oz. per stroke

Model No. DC129

Price/Each \$40.90



ROTARY TYPE DRUM PUMPS

ROTARY VANE PUMPS OVERVIEW

While vane pumps can handle moderate viscosity liquids, they excel at handling low viscosity liquids such as LP gas (propane), ammonia, solvents, alcohol, fuel oils, gasoline and refrigerants. Vane pumps have no internal metal-to-metal contact and self-compensate for wear, enabling them to maintain peak performance on these non-lubricating liquids. Vane pumps are noted for their dry priming, ease of maintenance, and good suction characteristics over the life of the pump.

Advantages

- Handles thin liquids at relatively higher pressures
- Compensates for wear through vane extension
- Sometimes preferred for solvents, LPG
- Can run dry for short periods
- Can be equipped with a gasket or a stuffing box
- Develops good vacuum

ALUMINUM

Wetted components:

Aluminum, Buna-N, PVC nitrile, steel and zinc

- Use with most low viscosity, non-corrosive petroleum based fluids and lubricating oils up to SAE30
- Fits 15 to 55-gallon drums with a 2" bung adaptor
- Transfer rate: 6-3/4 oz. per revolution
- Includes a safety locking latch
- 3/4" dia. x 1.8 m long PVC nitrile discharge hose included

Model No. DC126

Price/Each \$215.00



Wetted components:

Aluminum, Buna-N, polypropylene and steel

- Use with most medium viscosity petroleum fluid, and non-corrosive fluids
- Fits 15 to 55-gallon drums with a 2" bung adaptor
- Transfer rate: 8 oz. per revolution

Model No. DC112

Price/Each \$132.00



KLETON

POLYPROPYLENE

Wetted components:

304 stainless steel, polypropylene, PVDF, PTFE and Viton®

- For most water-soluble inorganic acids, waxes, detergents
- Fits 15 to 55-gallon drums with a 2" bung adaptor
- Transfer rate: 8 oz. per revolution

Model No. DB998

Price/Each \$158.00

KLETON



POLYPHENYLENE SULFIDE & STAINLESS STEEL

Wetted components:

304 stainless steel, PVDF, polyphenylene sulfide and PTFE

- Use with most aggressive chemicals such as hydrocarbons and ketones
- Fits 15 to 55-gallon drums with a 2" bung adaptor
- Transfer rate: 12 oz. per revolution

Model No. DC335

Price/Each \$299.00

KLETON



ALUMINUM & CAST IRON

Wetted components:

Cast iron, steel, graphite, polypropylene, aluminum, EPDM rubber and Buna-N

- FM approved pump with 8' antistatic hose, nozzle, flame arrestor and vacuum breaker
- For use with class 1 and class 2 flammable and combustible liquids such as gasoline, alcohols, and other solvents
- Fits 15 to 55-gallon drums with a 2" bung adaptor
- Transfer rate: 10 gallons per minute

Model No. DC505

Price/Each \$325.00

KLETON



PTFE

Wetted components:

Hastelloy®, PVDF and PTFE

- For most aggressive chemicals such as acids and alkalines
- Fits 30 to 55-gallon drums with a 2" bung adaptor
- Transfer rate: 12 oz. per revolution

Model No. DC334

Price/Each \$679.00

KLETON



STEEL & CAST IRON


Wetted components:

Buna-N, cast iron, polyethylene, polypropylene and steel

- For use with most medium viscosity petroleum fluid, light non-flammable and non-combustible fluids
- Dual directional operation allows pump to both empty and refill containers
- Fits 30 to 55-gallon drums with a 2" bung adaptor
- Transfer rate: 8 oz. per revolution
- Steel discharge spout and 1" dia. x 55' L polyethylene discharge hose included

Model No. DA528

Price/Each \$99.75



STAINLESS STEEL

Wetted components:

304 stainless steel, PVDF and PTFE

- For most organic acids, alcohols and solvents
- Fits 15 to 55-gallon drums with a 2" bung adaptor
- Transfer rate: 12 oz. per revolution


Model No. DB759

Price/Each \$545.00

KLETON



DRUM PUMPS & PUMPS



AC UTILITY ROTARY VANE PUMPS

- Ideal for stationary installations, such as tank or barrel mounting
- Rugged, explosion-proof UL approved 115 V motor with sealed bearings
- Model DC506 has a dual voltage motor 115/230 V
- Heavy-duty, 2-year warranty



FILL-RITE

Model No.	Mfg. No.	GPM	Price /Each
DB879	FR610G	15	839.00
DB881	FR700V	20	1159.00
DC506	FR310VB	35	2499.00

DC UTILITY ROTARY VANE PUMPS

- Ideal for transferring fluids safely where AC power is not available
- Explosion-proof 1/4 HP motor with two sealed bearings
- Draws 20 to 22 amps from battery
- Heavy-duty, 2-year warranty



Model No. DB877
Price/Each \$739.00

FILL-RITE

UL APPROVED ROTARY HAND PUMPS

- Tough and reliable aluminum body with cast iron rotor
- Flow rate of 1 gallon per 10 revolutions
- 1" NPT telescoping suction pipe, nozzle and 3/4" x 8' hose with static wire included
- Heavy-duty, 2-year warranty

Model No. DB885
Price/Each \$339.00

Model No. DB886 w/Meter
Price/Each \$479.00

FILL-RITE



UL APPROVED PISTON HAND PUMPS

- Aluminum body with stainless steel liner
- Flow rate of 1 gallon per 5 strokes
- 1" NPT telescoping suction pipe, nozzle and 3/4" x 8' hose with static wire included
- Heavy-duty, 2-year warranty

Model No. DB887
Price/Each \$339.00


FILL-RITE

Note: These models are interchangeable with many commonly used original pumps, please call our specialists for a cross reference.



ROTARY GEAR PUMPS

- Bronze corrosion resistant castings
- Special cast bronze gears
- Stainless steel shafts and fasteners
- Formed ring seal packing (lip and mechanical seals on special order)
- Heavy-duty carbon bearings (self-lubricating)
- Positive displacement flow



OBERDORFER PUMPS
A Gardner Denver Product

Model No.	Hose Diameter"	Max. GPM	Wt. lbs.	Price /Each
DB846	3/8	5.50	5.5	559.00
DB847	1/2	9.00	6.5	589.00
DB848	3/4	17.40	10.0	749.00

HEAVY-DUTY AIR OPERATED OIL PUMPS

Designed for the transfer of higher viscosity fluids and/or fluid transfer over longer distances, ideal for drums, tanks or wall mounting (mounting bracket is optional). Mounted pumps are connected to the tank via a suction hose (hose not included). Maximum air pressure 10 bar, minimum air pressure 3 bar. Flow is based on motor oil SAE 10-30 at 20°C air pressure 7 bar free outlet. Maximum viscosity 2000 centistokes at a reduced flow.



Stub Type



AIR INLET BSP 1/4" - PUMP OUTLET BSP 3/4"

Model No.	Description	Pressure Ratio	Flow L/min	Pump Inlet" BSP	Uptake Length"	Wt. lbs.	Price /Each
DA938	Barrel	3:1	30	-	36	11	920.00
DA939	Stub	3:1	30	3/4	8 2/3	7	820.00
DA941	Stub	5:1	18	3/4	8 2/3	7	1229.00

Barrel Type

AIR INLET BSP 3/8" - PUMP OUTLET BSP 3/4"

DA942	Barrel	6:1	32	-	36	14.3	1817.00
-------	--------	-----	----	---	----	------	---------

AIR INLET BSP 3/8" - PUMP OUTLET BSP 1"

DA943	Stub	5:1	35	1	8	14	1599.00
-------	------	-----	----	---	---	----	---------

DIAPHRAGM HAND PUMPS

Wetted components: Aluminum, Buna-N, Delrin®, 304 stainless steel and steel.

- For use with most motor oil and other light petroleum products
- Fits 15 to 55-gallon drums with 2" bung adaptor
- Transfer Rate: 25.5 oz. per stroke
- Includes a safety locking latch

Model No. DC068
Price/Each \$299.00



TRANSFER PUMPS

- Non-corrosive, double action piston pump is designed to handle most petroleum products, solvents and industrial chemicals with viscosities up to 2000 SSU
- Discharges approx. 1 quart per stroke with a suction lift to 15'
- Handle can be mounted above or below pump
- Tamper proof feature enables padlocking to protect against unauthorized use
- Thermoplastic constructed pump has a polyester glass reinforced body, Viton® "O" ring and cork-nitrile gasket
- All internal metal parts in contact with liquid are 316 stainless steel
- Includes: 8' PVC black vinyl discharge hose, 2-piece 1" x 34" L polyester suction tube, polyester discharge spout and 2" bung adaptor
- Weight: 11 lbs.

Model No. DA526
Price/Each \$249.00



MSDS Sheet required when purchasing these products!

Before ordering any pump, establishing compatibility with the MSDS of the fluid used in application is a must!

Bond/ground cables on page 121 are required when pumping flammable or combustible liquids.

GAS, KEROSENE & DIESEL FUEL PUMPS

- Dual-action siphon-lift pump
- Easily transfers fuel from one vehicle or container to another without danger of inhaling liquid
- Siphons downhill if liquid level in source is higher than receptacle
- Transfers gasoline, kerosene, diesel fuel and water
- Acts as high volume positive displacement hand lift pump
- Non-metallic, will not spark or mar surfaces
- No corrosion or rust
- Siphon action stops when handle is depressed and hose is removed from the source
- Intake tube is 9" long and 1-1/4" Dia.
- Flow rate is 4 oz. per stroke

Model No. DA813
Price/Each \$51.90

Supplied with clear tubing attached to pump. Hose solvent welded to intake (6") and outlet (3").

Model No. DA814
Price/Each \$51.90

Supplied with 8' clear tubing to allow versatile application. Cut length of tubing for desired intake and discharge hose.



DA813



DA814

SANITARY MAINTENANCE PUMPS

Versatile pumps that are ideal for pumping water, alkalis, detergents, and waxes from steel or polyethylene drums. Not for solvents or acid, aromatic hydrocarbons, ketones, or petroleum solutions.

LOW CAPACITY

- This PVC hand pump is constructed to transfer liquids from 45-gallon drums and other containers
- Seals are specially compounded of Hypalon® to pump alkalis, detergents, etc.
- The threaded adaptor screws into a 45-gallon standard drum opening
- Pumps up to 11 oz. per stroke
- Intake tube is 36" long and 1-1/4" Dia.

Model No. DA817
Price/Each \$80.90

SELF-PRIMING

- All PVC pump with valves and seals of Hypalon®
- 2" standard adaptor
- 18" of clear hose and a 1/2" tube that extends to the bottom of a 45-gallon drum
- Tube can be cut to fit smaller containers
- Pumps up to 8 oz. per stroke
- Intake tube is 18" long and 1 1/4" Dia.

Model No. DA818
Price/Each \$73.90



DA817



DA818

ACID TRANSFER PUMPS

- Designed to transfer most acids
- Eliminates the need to lift and tilt drums
- Body and shaft are constructed of a special polyvinyl chloride with the valves and patented seal of DuPont® Viton®
- Intake tube is 38" long and 1 1/2" dia.
- Complete with 3' polyethylene discharge tubing
- Flow rate is 28 oz. per stroke
- Adaptor Style: Std. 2" IPS Bung

Warning: Not compatible with most alkalis, acetic acid (30%), hydrofluoric acid and methyl alcohol

Model No. DA810
Price/Each \$139.00



ALKALI TRANSFER PUMPS

- Designed to transfer detergents, waxes, alkalis and certain acids
- Body and shaft are constructed of a special polyvinyl chloride with the valves and seals of DuPont® Hypalon®
- Intake tube is 38" long and 1 1/2" dia.
- Complete with 3' polyethylene discharge tubing
- Flow rate is 28 oz. per stroke
- Compatible with most alkalis, hydrofluoric acid, acetic acid (30%) and methyl alcohol
- Adaptor Style: Std. 2" IPS Bung

Model No. DA811
Price/Each \$134.00



5-GALLON PAIL PLUNGER HAND PUMPS

- Feature a threaded intake which makes them compatible with drums and pails with a 3/4" opening
- Comes with an 18" dip tube and 9" outlet hose and feature Hypalon® valves and seals



Model No.	Adaptor Style	Price /Each
DA815	Pump alone (6 oz/stroke)	49.90
DA816	Std. 2" IPS Bung	57.90
DB854	3/4" Bung w/Sr. Adaptor	52.90

PETROLEUM DRUM PUMPS

- Designed to transfer petroleum products quickly and inexpensively
- Body and shaft are constructed of a special polyvinyl chloride with valves of polyurethane, seals of Buna-N and a reinforced vinyl hose
- Intake tube is 38" long and 1 1/2" dia.
- Complete with 3' vinyl discharge tubing
- Flow rate is 28 oz. per stroke
- Compatible with petroleum products
- Adaptor Style: Std. 2" IPS Bung

Model No. DA812
Price/Each \$129.00



WATER PUMPS

- An excellent pump for removing water from water meter boxes
- A general purpose pump for an infinite number of uses in water transfer
- Made of high impact PVC, non-sparking, lightweight, needs no priming and has a 1 1/4" inlet hose
- Complete with 3' of polyethylene discharge tubing
- Intake tube is 36" long and 1-3/4" Dia.

Model No. DA819
Price/Each \$68.90



STRAP LOCKS

- Prevents untrained personnel from using 1 1/4" and 1 1/2" diameter pumps

Model No. DA820
Price/Each \$3.95



DRUM PUMPS & PUMPS

CHEMICAL CHART

CHEMICAL	RYTON (PPS)	VITON	TEFLON	BUNA N	EDPM	HYPALON	PVC
Acetic Acid	Excellent	Good	Excellent	Fair	Excellent	Fair	Severe Effect
Acetic Acid 20%	Excellent	Good	Excellent	Good	Excellent	Excellent	Severe Effect
Acetic Acid 80%	Excellent	Good	Excellent	Fair	Excellent	Fair	Fair
Acetone	Excellent	Severe Effect	Excellent	Severe Effect	Excellent	Fair	Severe Effect
Alcohols: Isopropyl	N/A	Excellent	Excellent	Good	Excellent	Excellent	Excellent
Ammonia, liquid	Excellent	Severe Effect	Excellent	Fair	Excellent	Severe Effect	Excellent
Antifreeze	N/A	Excellent	N/A	Excellent	Excellent	N/A	Excellent
Benzene	Excellent	Excellent	Excellent	Severe Effect	Severe Effect	Severe Effect	Fair
Boric Acid	Excellent	Excellent	Excellent	Excellent	Excellent	Excellent	Excellent
Bromine	Severe Effect	Excellent	Excellent	Severe Effect	Severe Effect	Severe Effect	Fair
Butanol (Butyl Alcohol)	Excellent	Excellent	Excellent	Excellent	Excellent	Excellent	Fair
Chloric Acid	N/A	N/A	Excellent	N/A	N/A	N/A	Excellent
Chlorine Water	Severe Effect	Excellent	Excellent	Severe Effect	Fair	Fair	Excellent
Chromic Acid 10%	Excellent	Good	Excellent	Severe Effect	Fair	Fair	Excellent
Chromic Acid 30%	Good	Excellent	Excellent	Severe Effect	Good	Fair	Excellent
Chromic Acid 5%	Excellent	Excellent	Excellent	Severe Effect	Excellent	Good	Excellent
Chromic Acid 50%	Excellent	Excellent	Excellent	Severe Effect	Good	Fair	Severe Effect
Clorox (Bleach)	Severe Effect	Excellent	Excellent	Severe Effect	Good	Good	Excellent
Diesel Fuel	Excellent	Excellent	Excellent	Excellent	Severe Effect	Good	Excellent
Ethanol	N/A	Excellent	Excellent	Fair	Excellent	Excellent	Fair
Ethylene Glycol	Excellent	Excellent	Excellent	Excellent	Excellent	Excellent	Excellent
Fuel Oils	Excellent	Excellent	Good	Excellent	Severe Effect	Fair	Excellent
Gasoline, unleaded	Excellent	Excellent	Excellent	Excellent	Severe Effect	Excellent	Fair
Glycerin	Excellent	Excellent	Excellent	Excellent	Excellent	Excellent	Excellent
Heptane	Excellent	Excellent	Excellent	Excellent	Severe Effect	Good	Fair
Hexane	Excellent	Excellent	Excellent	Excellent	Severe Effect	Good	Good
Hydrochloric Acid 100%	Severe Effect	Excellent	Excellent	Severe Effect	Severe Effect	Severe Effect	Severe Effect
Hydrochloric Acid 20%	Severe Effect	Excellent	Excellent	N/A	Excellent	Excellent	Excellent
Hydrochloric Acid 37%	Severe Effect	Excellent	Excellent	Good	Fair	Good	Good
Hydrofluoric Acid 100%	Severe Effect	Good	Excellent	Severe Effect	Severe Effect	Good	Fair
Hydrofluoric Acid 20%	Excellent	Excellent	Excellent	Severe Effect	Severe Effect	Good	Good
Hydrofluoric Acid 50%	Excellent	Good	Excellent	Severe Effect	Severe Effect	Good	Good
Hydrofluoric Acid 75%	Good	Good	Excellent	Severe Effect	Fair	Good	Fair
Hydrogen Peroxide 10%	Excellent	Excellent	Excellent	Severe Effect	Excellent	Severe Effect	Excellent
Hydrogen Peroxide 100%	Fair	Excellent	Excellent	Severe Effect	Severe Effect	Severe Effect	Excellent
Hydrogen Peroxide 30%	Excellent	Excellent	Excellent	Severe Effect	Good	Severe Effect	Excellent
Hydrogen Peroxide 50%	N/A	Excellent	Excellent	Severe Effect	Good	Severe Effect	Excellent
Ink	N/A	Excellent	Excellent	Excellent	N/A	N/A	Fair
Iodine	Severe Effect	Excellent	Excellent	Good	Good	Severe Effect	Excellent
Jet Fuel (JP3, JP4, JP5)	Excellent	Excellent	Excellent	Excellent	Severe Effect	Severe Effect	Fair
Kerosene	Excellent	Excellent	Excellent	Excellent	Severe Effect	Severe Effect	Excellent
Ketones	Excellent	Severe Effect	Excellent	Severe Effect	Excellent	N/A	Severe Effect
Lacquer Thinners	N/A	Severe Effect	Excellent	Severe Effect	Severe Effect	Severe Effect	Severe Effect
Lacquers	N/A	Severe Effect	Excellent	Severe Effect	Severe Effect	Severe Effect	Severe Effect
Methanol (Methyl Alcohol)	Excellent	Fair	Excellent	Excellent	Excellent	Excellent	Excellent
Methyl Ethyl Ketone	Excellent	Severe Effect	Excellent	Severe Effect	Excellent	Severe Effect	Severe Effect
Mineral Spirits	Excellent	Excellent	Excellent	Excellent	Severe Effect	Fair	Excellent
Motor oil	Excellent	N/A	Excellent	Excellent	Severe Effect	N/A	Good
Naphtha	Excellent	Excellent	Good	Excellent	Severe Effect	Severe Effect	Excellent
Nitric Acid (20%)	Fair	Excellent	Excellent	Severe Effect	Excellent	Severe Effect	Excellent
Nitric Acid (50%)	Fair	Excellent	Excellent	Severe Effect	Severe Effect	Severe Effect	Good
Nitric Acid (5-10%)	Good	Excellent	Excellent	Severe Effect	Excellent	Good	Excellent
Nitric Acid (Concentrated)	Fair	Excellent	Excellent	Severe Effect	Severe Effect	Severe Effect	Good
Oils: Diesel Fuel (20, 30, 40, 50)	Excellent	Excellent	Excellent	Excellent	Severe Effect	Good	Good
Oils: Fuel (1, 2, 3, 5A, 5B, 6)	Excellent	Good	Excellent	Good	Severe Effect	Severe Effect	Excellent
Oils: Hydraulic Oil (Petro)	Severe Effect	Excellent	Excellent	Excellent	Severe Effect	Excellent	Excellent
Oils: Hydraulic Oil (Synthetic)	N/A	Excellent	Excellent	Severe Effect	Excellent	Excellent	Excellent
Oils: Linseed	Good	Excellent	Excellent	Excellent	Severe Effect	Fair	Excellent
Oils: Mineral	Excellent	Excellent	Excellent	Excellent	Severe Effect	Good	Good
Phosphoric Acid (>40%)	Excellent	Excellent	Excellent	Severe Effect	Good	Good	Good
Phosphoric Acid (crude)	Excellent	Excellent	Excellent	Severe Effect	Good	Good	Good
Phosphoric Acid (molten)	N/A	N/A	N/A	N/A	N/A	N/A	Severe Effect
Phosphoric Acid (S40%)	Excellent	Excellent	Excellent	Severe Effect	Good	Good	Good
Potassium Hydroxide (Caustic Potash)	Excellent	Good	Excellent	Good	Excellent	Excellent	Excellent
Rust Inhibitors	N/A	Excellent	N/A	Excellent	N/A	N/A	N/A
Sea Water	Excellent	Excellent	Excellent	Excellent	Excellent	Excellent	Excellent
Soap Solutions	Excellent	Excellent	Excellent	Excellent	Excellent	Excellent	Excellent
Sodium Hydroxide (20%)	Excellent	Fair	Excellent	Excellent	Good	Excellent	Excellent
Sodium Hydroxide (50%)	Excellent	Severe Effect	Excellent	Excellent	Good	Excellent	Excellent
Sodium Hydroxide (80%)	Excellent	Severe Effect	Excellent	Severe Effect	Good	Excellent	Excellent
Sodium Hypochlorite (<20%)	Excellent	Excellent	Excellent	Good	Good	Excellent	Excellent
Sodium Hypochlorite (100%)	Excellent	Excellent	Excellent	Severe Effect	Good	Good	Good
Stoddard Solvent	Excellent	Excellent	Excellent	Excellent	Severe Effect	N/A	Fair
Sulfuric Acid (<10%)	Excellent	Excellent	Excellent	Excellent	Excellent	Excellent	Excellent
Sulfuric Acid (10-75%)	Excellent	Excellent	Excellent	Good	Good	Good	Excellent
Sulfuric Acid (75-100%)	Excellent	Excellent	Excellent	Fair	Good	Fair	Severe Effect
Sulfuric Acid (cold concentrated)	Excellent	Good	Excellent	Severe Effect	Fair	Fair	Severe Effect
Sulfuric Acid (hot concentrated)	Severe Effect	Excellent	Excellent	Severe Effect	Severe Effect	Severe Effect	Severe Effect
Toluene (Toluol)	Excellent	Fair	Excellent	Severe Effect	Severe Effect	Severe Effect	Severe Effect
Trichloroethane	N/A	Excellent	Excellent	Severe Effect	Severe Effect	Severe Effect	Fair
Trisodium Phosphate	Excellent	Excellent	Excellent	Excellent	Excellent	N/A	Excellent
Turpentine	Excellent	Excellent	Excellent	N/A	Severe Effect	Severe Effect	Severe Effect
Vinegar	Excellent	Excellent	Excellent	Good	Excellent	Excellent	Good
Water, Deionized	Excellent	Excellent	Excellent	Excellent	Excellent	Excellent	Excellent
Water, Distilled	Excellent	Excellent	Excellent	Excellent	Excellent	N/A	Excellent
Water, Fresh	Excellent	Excellent	Excellent	Excellent	Excellent	N/A	Good
Water, Salt	Excellent	Excellent	Excellent	Excellent	Excellent	N/A	Good
Xylene	Excellent	Good	Excellent	Severe Effect	Severe Effect	Severe Effect	Severe Effect

CHEMICAL CHART

CHEMICAL	POLYPROPYLENE	NYLON	ALUMINUM	CAST IRON	304 STAINLESS STEEL	316 STAINLESS STEEL	BRASS
Acetic Acid	Good	Severe Effect	Good	Severe Effect	Severe Effect	Good	Severe Effect
Acetic Acid 20%	Excellent	Severe Effect	Good	Severe Effect	Good	Excellent	Severe Effect
Acetic Acid 80%	Excellent	Severe Effect	Good	Severe Effect	Severe Effect	Good	Severe Effect
Acetone	Excellent	Excellent	Excellent	Excellent	Excellent	Excellent	Excellent
Alcohols: Isopropyl	Excellent	Severe Effect	Good	Excellent	Good	Good	N/A
Ammonia, liquid	Excellent	Good	Excellent	Excellent	Good	Excellent	N/A
Antifreeze	Severe Effect	Severe Effect	Excellent	Excellent	N/A	Excellent	N/A
Benzene	Severe Effect	Excellent	Good	Excellent	Good	Good	N/A
Boric Acid	Excellent	Good	Severe Effect	Severe Effect	Good	Excellent	N/A
Bromine	Severe Effect	Severe Effect	Severe Effect	N/A	Severe Effect	Severe Effect	N/A
Butanol (Butyl Alcohol)	Excellent	Good	Good	N/A	Excellent	Excellent	N/A
Chloric Acid	N/A	Severe Effect	Severe Effect	Severe Effect	Severe Effect	Fair	Severe Effect
Chlorine Water	Severe Effect	Fair	Severe Effect	N/A	Fair	Fair	Severe Effect
Chromic Acid 10%	Severe Effect	Severe Effect	Severe Effect	Severe Effect	Good	Good	Severe Effect
Chromic Acid 30%	Severe Effect	Severe Effect	Severe Effect	Severe Effect	Good	Good	Severe Effect
Chromic Acid 5%	Severe Effect	Severe Effect	Fair	Severe Effect	Good	Excellent	Severe Effect
Chromic Acid 50%	Severe Effect	Severe Effect	Severe Effect	Severe Effect	Fair	Good	Severe Effect
Clorox (Bleach)	Severe Effect	Excellent	Excellent	Severe Effect	Excellent	Excellent	N/A
Diesel Fuel	Excellent	Excellent	Excellent	Excellent	Excellent	Excellent	Excellent
Ethanol	Excellent	Good	Good	Good	Excellent	Excellent	Excellent
Ethylene Glycol	Good	Excellent	Excellent	Excellent	Good	Good	Good
Fuel Oils	Excellent	Excellent	Fair	Excellent	Excellent	Excellent	Good
Gasoline, unleaded	Fair	Excellent	Excellent	Excellent	Excellent	Excellent	N/A
Glycerin	Excellent	Excellent	Excellent	Excellent	Excellent	Excellent	Good
Heptane	Fair	Excellent	Excellent	Excellent	Excellent	Excellent	Excellent
Hexane	Good	Good	Excellent	Excellent	Excellent	Excellent	Excellent
Hydrochloric Acid 100%	Good	Severe Effect	Severe Effect	Severe Effect	Severe Effect	Severe Effect	Severe Effect
Hydrochloric Acid 20%	Good	Severe Effect	Severe Effect	Severe Effect	Severe Effect	Severe Effect	N/A
Hydrochloric Acid 37%	Fair	Severe Effect	Severe Effect	Severe Effect	Severe Effect	Severe Effect	N/A
Hydrofluoric Acid 100%	Fair	Severe Effect	Severe Effect	Severe Effect	Good	Good	N/A
Hydrofluoric Acid 20%	Excellent	Fair	Severe Effect	Severe Effect	Severe Effect	Severe Effect	N/A
Hydrofluoric Acid 50%	Excellent	Severe Effect	Severe Effect	Severe Effect	Severe Effect	Severe Effect	N/A
Hydrofluoric Acid 75%	Fair	Severe Effect	Severe Effect	Severe Effect	Severe Effect	Severe Effect	N/A
Hydrogen Peroxide 10%	Excellent	Fair	Excellent	Fair	Good	Good	N/A
Hydrogen Peroxide 100%	Good	Severe Effect	Excellent	Good	Good	Excellent	Severe Effect
Hydrogen Peroxide 30%	Good	Severe Effect	Excellent	Good	Good	Good	N/A
Hydrogen Peroxide 50%	Good	Severe Effect	Excellent	N/A	Good	Excellent	N/A
Ink	N/A	Fair	N/A	Severe Effect	Fair	Fair	N/A
Iodine	Fair	Excellent	Excellent	Severe Effect	Severe Effect	Severe Effect	N/A
Jet Fuel (JP3, JP4, JP5)	Excellent	Fair	Excellent	Excellent	Excellent	Excellent	N/A
Kerosene	Good	Excellent	Excellent	Excellent	Excellent	Excellent	Excellent
Ketones	Fair	Excellent	Good	N/A	Excellent	Excellent	N/A
Lacquer Thinners	Severe Effect	Excellent	Excellent	Fair	Excellent	Excellent	Excellent
Lacquers	Severe Effect	Excellent	Excellent	Fair	Excellent	Excellent	N/A
Methanol (Methyl Alcohol)	Excellent	Good	Excellent	Excellent	Excellent	Excellent	Excellent
Methyl Ethyl Ketone	Good	Excellent	Good	Excellent	Excellent	Excellent	Excellent
Mineral Spirits	Good	Excellent	Excellent	Good	Excellent	Excellent	N/A
Motor oil	Excellent	Excellent	Excellent	N/A	Excellent	Excellent	N/A
Naphtha	Good	Excellent	Excellent	Good	Excellent	Excellent	Excellent
Nitric Acid (20%)	Excellent	Severe Effect	Severe Effect	Severe Effect	Excellent	Excellent	Severe Effect
Nitric Acid (50%)	Good	Severe Effect	Severe Effect	Severe Effect	Excellent	Excellent	Severe Effect
Nitric Acid (5-10%)	Excellent	Severe Effect	Excellent	Severe Effect	Excellent	Excellent	Severe Effect
Nitric Acid (Concentrated)	Severe Effect	Severe Effect	Severe Effect	Severe Effect	Excellent	Excellent	Severe Effect
Oils: Diesel Fuel (20, 30, 40, 50)	Excellent	Excellent	Excellent	Excellent	Excellent	Excellent	N/A
Oils: Fuel (1, 2, 3, 5A, 5B, 6)	Good	Excellent	Fair	Excellent	Excellent	Excellent	Good
Oils: Hydraulic Oil (Petro)	Severe Effect	Excellent	Excellent	Excellent	Excellent	Excellent	Excellent
Oils: Hydraulic Oil (Synthetic)	Severe Effect	Excellent	Excellent	N/A	Excellent	Excellent	Excellent
Oils: Linseed	Excellent	Excellent	Good	N/A	Excellent	Excellent	Good
Oils: Mineral	Excellent	Excellent	Excellent	N/A	Excellent	Excellent	Excellent
Phosphoric Acid (>40%)	Excellent	Good	Fair	Severe Effect	Severe Effect	Severe Effect	Severe Effect
Phosphoric Acid (crude)	Good	Good	Fair	Severe Effect	Severe Effect	Good	N/A
Phosphoric Acid (molten)	Severe Effect	N/A	Fair	N/A	N/A	Fair	N/A
Phosphoric Acid (S40%)	Excellent	Good	Fair	Severe Effect	Severe Effect	Fair	Severe Effect
Potassium Hydroxide Caustic Potash)	Excellent	Fair	Severe Effect	Good	Good	Excellent	Severe Effect
Rust Inhibitors	Excellent	N/A	N/A	Fair	Excellent	Excellent	N/A
Sea Water	Excellent	Excellent	Good	Severe Effect	Fair	Fair	Severe Effect
Soap Solutions	Excellent	Excellent	Fair	Excellent	Excellent	Excellent	Good
Sodium Hydroxide (20%)	Excellent	Excellent	Severe Effect	Excellent	Good	Good	Good
Sodium Hydroxide (50%)	Excellent	Excellent	Severe Effect	Severe Effect	Good	Good	Severe Effect
Sodium Hydroxide (80%)	Excellent	Fair	Severe Effect	Severe Effect	Fair	Good	Severe Effect
Sodium Hypochlorite (<20%)	Excellent	Severe Effect	Severe Effect	Severe Effect	Fair	Fair	Severe Effect
Sodium Hypochlorite (100%)	Good	Severe Effect	Severe Effect	Severe Effect	Severe Effect	Severe Effect	Severe Effect
Stoddard Solvent	Fair	Excellent	Excellent	Excellent	Excellent	Excellent	N/A
Sulfuric Acid (<10%)	Excellent	Fair	Severe Effect	Fair	Severe Effect	Good	N/A
Sulfuric Acid (10-75%)	Excellent	Severe Effect	Severe Effect	Severe Effect	Severe Effect	Severe Effect	N/A
Sulfuric Acid (75-100%)	Fair	Severe Effect	Severe Effect	Severe Effect	Fair	Severe Effect	N/A
Sulfuric Acid (cold concentrated)	Excellent	Severe Effect	Good	Severe Effect	Fair	Good	N/A
Sulfuric Acid (hot concentrated)	Severe Effect	Severe Effect	Severe Effect	Severe Effect	Severe Effect	Fair	N/A
Toluene (Toluol)	Fair	Excellent	Excellent	Excellent	Excellent	Excellent	Excellent
Trichloroethane	Fair	Fair	Severe Effect	Good	Good	Good	N/A
Trisodium Phosphate	Excellent	Excellent	Severe Effect	N/A	Good	Good	N/A
Turpentine	Severe Effect	Good	Excellent	N/A	Excellent	Excellent	Severe Effect
Vinegar	Excellent	Excellent	Severe Effect	Severe Effect	Excellent	Excellent	Severe Effect
Water, Deionized	Excellent	Excellent	Excellent	Severe Effect	Excellent	Excellent	Excellent
Water, Distilled	Excellent	Excellent	Excellent	Severe Effect	Excellent	Excellent	Excellent
Water, Fresh	Excellent	Excellent	Good	Severe Effect	Excellent	Excellent	Good
Water, Salt	Excellent	Excellent	Good	Severe Effect	Good	Good	Severe Effect
Xylene	Good	Excellent	Excellent	Good	Good	Good	Excellent

DRUM PUMPS & PUMPS

SMALL SUBMERSIBLE OIL FILLED PUMPS

- 1/160 HP oil-filled motor, 115 V, 60 Hz, 0.5 A
- Corrosion resistant nylon body
- 4.6' maximum lift
- 1/4" MNPT discharge
- Intermittent liquid temp up to 120°F
- 10' power cord length
- For submersible use only

Model No. DA342
Price/Each \$119.00



Little GIANT PUMP COMPANY

SUBMERSIBLE PUMPS

- 1/4 HP, 115 V, 60 Hz, 8.5 A
- 3/8" solid handling capacity
- 1-1/4" FNPT outlet with a garden hose adapter
- Automatic operation has 7"-10" "ON" level range and 2"-5" "OFF" level range
- 8' power cord length
- Thermally protected

Model No. DA333
Price/Each \$279.00



Little GIANT PUMP COMPANY

SUMP/EFFLUENT PUMPS

- 2/5 HP, 115 V, 9 A
- Handles liquids and solid waste materials up to 3/4" diameter
- Cast iron pump housing and cover with protective epoxy coating for corrosion resistance
- Oil-filled motor housing for lifetime lubrication and rapid heat dissipation
- Stainless steel fasteners
- Bearings: Upper and lower sintered sleeve
- 20' power cord
- Thermal overload protection

Model No. DC432
Price/Each \$457.00



Little GIANT PUMP COMPANY

HIGH TEMPERATURE SUMP/EFFLUENT PUMPS

- 1/3 HP, 115 V, 60 Hz, 10.1 A
- Handles liquids up to 200° F and solids up to 1/2"
- Cast iron pump housing with protective epoxy coating for corrosion resistance
- Oil-filled motor housing for lifetime lubrication and rapid heat dissipation
- Integral mechanical float switch
- Stainless steel screws, bolts and lifting ring to protect against corrosion
- Bearings: Upper and lower sintered sleeve bearings for extended motor life
- 15' Power cord
- Thermal overload protection
- Automatic operation has 10" to 12" "On" level range

Model No. DA336
Price/Each \$749.00



Little GIANT PUMP COMPANY

AUTOMATIC SWITCHES

- Converts manual pump up through 1/2 HP to automatic operation
- Turns on at 6 - 9" and off at 1 - 4"
- 18' power cord
- CSA listed

Model No. DA357
Price/Each \$99.90



SUBMERSIBLE SUMP PUMPS

- 1/6 HP shaded pole motor with overload protection, 115 V, 60 Hz, 5 A
- Designed for continuous duty
- Pumps down to 1/8"
- Epoxy coated cast aluminum housing, Viton® shaft seal
- 18' power cord length
- Includes: garden hose adapter and removable inlet screen for easy cleaning

Model No. DA332
Price/Each \$199.00



Little GIANT PUMP COMPANY

SUBMERSIBLE PUMPS

- 1/3 HP shaded pole motor, 115 V, 9 A
- 1/2" 1-1/4" FNPT x 1-1/2" MNPT adapter
- Cast iron pump housing with protective epoxy coating for corrosion resistance
- Oil-filled motor housing for lifetime lubrication and rapid heat dissipation
- Stainless steel screws, bolts and handle to protect against corrosion
- Bearings: Upper and lower sintered sleeve bearings for extended motor life
- 8' Power cord
- Thermal overload protection
- Automatic operation with pressure switch activates pump when water level is between 7" and 10"
- Pump shuts off when water level falls to between 1" and 4"

Model No. DA334
Price/Each \$249.00



Little GIANT PUMP COMPANY

SUMP/EFFLUENT PUMPS

- 1/3 HP shaded pole motor, 115 V, 5 A
- Handles liquid and solid waste materials up to 1/2" diameter
- Cast iron pump housing with protective epoxy coating for corrosion and rust resistance
- Oil-filled motor housing for lifetime lubrication and rapid heat dissipation
- Stainless steel screws, bolts and handle
- Bearings: Upper and lower sintered sleeve bearings
- 10' Power cord
- Thermal overload protection
- Automatic operation has 8" to 11" "On" level range and 2" to 5" "Off" level range
- Integral snap action float switch

Model No. DC431
Price/Each \$289.00



Little GIANT PUMP COMPANY

SEWAGE PUMPS

- 1/2 HP split-phase type motor, 115 V, 9.5 A
- Handles liquids and solid waste materials up to 2" diameter
- Cast iron pump housing with protective epoxy coating for corrosion resistance
- Oil-filled motor housing for lifetime lubrication and rapid heat dissipation
- Stainless steel screws, bolts, handle and switch guard
- Thermal overload protection
- Piggyback mechanical float switch
- Automatic operation has 9" to 14" "On" level range and 2" to 6" "Off" level range
- 20' power cord

Model No. DC438
Price/Each \$626.00



Little GIANT PUMP COMPANY

FLOW CHART:

Model No.	Performance (GPM @ Head)					
	1'	3'	5'	10'	15'	20'
DA342	2	1.16	-	-	-	-
DA334	-	-	46	29	12.5	-
DA333	40	-	35	30	-	10
DA332	20	19.5	18.3	16.6	-	8.6
DC432	-	-	80	70	60	45
DC438	-	-	120	95	70	30
DC431	-	-	50	42	30	-
DA336	-	-	50	42	27	-

DUAL PURPOSE PUMPS

- Operates submersed or in-line (water-fed via pipe/hose)
- Cast aluminum housing with protective epoxy coating
- Threaded intake and discharge
- Nylon pumping head and impeller
- Thermal overload protection
- For use with water only
- 10' power cord
- Nylon screen
- UL listed, CSA certified

Little **GIANT**
PUMP COMPANY

Model No. DA328

- 3/8" FNPT intake and 1/4" MNPT discharge
- Buna-N seal
- 17 amps
- 100 watts
- 5 1/2" L x 3 1/2" W x 4 3/4" H

Model No. DA329

- 1/2" FNPT intake and 1/2" MNPT discharge
- Viton® Seal
- 3.2 amps
- 200 watts
- 7" L x 4 1/2" W x 5 1/2" H



AUTOMATIC CONDENSATE REMOVAL PUMPS - VCMA SERIES

- Vertical type pump unit
- 1/2 gallon leak proof, rustproof, ABS tank with mounting tabs
- Stainless steel motor shaft
- Three drain holes
- 3/8" O.D. barbed discharge adapter and removable 3/8" barbed check valve
- Snap-action safety switch
- Thermal overload protected
- Suitable for high-efficiency, gas furnace condensate
- 15' shut-off head
- 6' power cord
- Weight: 4.40 lbs.
- UL/CSA listed



Construction

Motor: 1/50 HP high performance

Intermittent liquid temperature: Up to 120°F

Discharge: 3/8" OD barbed

Housing: ABS

Cover: ABS

Volute: ABS

Impeller: Glass filled polypropylene

Model No. DC294 Price/Each \$104.00

Model No.	HP	Volts	Gallons/Hour				Shut Off'	PSI	Wt. lbs.	Price /Each
			1'	3'	5'	10'				
DA328	1/40	115	300	255	205	70	11.8	5.1	4	191.00
DA329	1/15	115	500	435	337	210	17.3	7.5	8	291.00

NON-SUBMERSIBLE, SELF-PRIMING PLATED BRASS TRANSFER PUMPS

- 1/10 HP, 115 V, 60 Hz, 1.6 Amps motor
- 360 GPM @ 1"
- Self-priming for instant delivery or de-watering up to 6'
- Non-submersible plated brass pump body
- Rugged metallic handle for easy portability
- Dual threaded intake and discharge with both 3/4" male garden hose thread and 3/8" FNPT
- Includes: pump, hose, strainer and suction adapter

Model No. DC293

Price/Each \$269.00

PUMP ONLY

Model No. DC196

Price/Each \$202.00



CONTRAFLEX WATER DISCHARGE HOSES

- Extremely durable hose
- Layflat design for easy handling
- 25' and 50' lengths with C and E cam and groove fittings assembled



Model No.	Size	Price /Each
TEB656	1.5" x 25'	189.00
TEB651	1.5" x 50'	224.00
TEB657	2" x 25'	241.00
TEB652	2" x 50'	259.00
TEB658	2.5" x 25'	313.00

Model No.	Size	Price /Each
TEB653	2.5" x 50'	586.00
TEB659	3" x 25'	368.00
TEB654	3" x 50'	449.00
TEB660	4" x 25'	479.00
TEB655	4" x 50'	579.00

ALUMINUM CAM & GROOVE FITTINGS

- Simple to use quick connect fittings
- Very reliable and durable



Size"	Part A	Price /Each	Part B	Price /Each	Part C	Price /Each	Part D	Price /Each	Part E	Price /Each	Part F	Price /Each
1	WL016	4.89	WL027	11.60	WL038	10.10	WL049	10.90	WL060	5.24	WL071	5.89
1 1/4	WL017	5.87	WL028	13.60	WL039	12.90	WL050	14.10	WL061	6.99	WL072	8.13
1 1/2	WL018	5.87	WL029	13.60	WL040	12.90	WL051	13.40	WL062	7.23	WL073	8.68
2	WL019	6.69	WL030	14.50	WL041	15.20	WL052	15.40	WL063	8.97	WL074	9.96
2 1/2	WL020	12.90	WL031	24.40	WL042	25.30	WL053	26.30	WL064	20.80	WL075	18.10
3	WL021	12.50	WL032	24.90	WL043	24.90	WL054	25.70	WL065	18.10	WL076	18.30
4	WL022	21.20	WL033	36.40	WL044	37.10	WL055	36.40	WL066	29.20	WL077	28.80

PVC SUCTION & DISCHARGE HOSES

- Excellent weather and abrasion resistance
- Perfect for construction pumps, trash pumps, mining and quarry use
- 25' lengths with C Cam, Groove fitting and combination nipple fully assembled
- Hoses 1 1/2" and over come with an assembled basket strainer



Model No.	Size"	Price/Each
TEB644	1	77.20
TEB645	1.25	91.20
TEB646	1.5	119.00
TEB647	2	169.00
TEB648	2.5	227.00
TEB649	3	296.00
TEB650	4	499.00

DRUM PUMPS & PUMPS

WATER PUMPS

GENERAL PURPOSE PUMPS

- For agriculture, irrigation and water transfer over a long distance
- Ideal for general water pumping applications on the farm, home, garden or for light - commercial applications
- **TAW070**, **TAW071** and **TAW072** are capable of handling solids up to 1/4", have an Oil Alert™ feature shuts down engine if oil drops below a safe operating level, have a cast aluminum pump housing, impeller and volute and have a mechanical (silicon carbide) seal



TAW070



TAW082



Model No.	TAW082 1" Water Pump	TAW070 2" Water Pump	TAW071 3" Water Pump	TAW072 4" Water Pump
Engine:	4-Stroke Honda GX25, 1 HP	4-Stroke Honda GX120, 4 HP	Honda GX160 OHV, 5.5 HP	Honda GX240 OHV, 8.0 HP
Port Size:	1" x 1" (25 mm x 25 mm)	2" x 2" (50 mm x 50 mm)	3" x 3" (80 mm x 80 mm)	4" x 4" (100 mm x 100 mm)
Maximum Capacity:	117 litres/min - 31 GPM	518 litres/min - 137 GPM	1100 litres/min - 290 GPM	1800 litres/min - 476 GPM
Suction Lift:	26'	26'	26'	26'
Maximum Head:	114' (34.75 metres)	137' (41.76 metres)	106' (32 metres)	93' (28.35 metres)
Dimensions:	12.4" L x 8.86" W x 13.4" H	12.4" L x 8.86" W x 13.4" H	21.6" L x 15.4" W x 17.5" H	25.6" x 18.3" W x 24.2" H
Weight:	10 lbs.	10 lbs.	66 lbs.	110 lbs.
Price/Each:	\$659.00	\$783.00	\$999.00	\$2530.00

TRASH PUMPS

GENERAL PURPOSE PUMPS

- High output trash pumps, capable of handling solids up to 1" diameter
- Removable front cover for easy cleaning and maintenance
- Oil Alert™ feature shuts down engine if oil drops below a safe operating level
- Cast aluminum pump housing
- Cast iron impeller and volute
- Silicon carbide mechanical seal




TAW073



Model No.	TAW073 2" Water Pump	TAW074 3" Water Pump
Engine:	Honda GX160 OHV, 5.5 HP	Honda GX240 OHV, 8.0 HP
Port Size:	2" x 2" (50 mm x 50 mm)	3" x 3" (80 mm x 80 mm)
Maximum Capacity:	600 litres/min - 158 GPM	1300 litres/min - 343 GPM
Suction Lift:	26' (8.0 metres)	26' (8.0 metres)
Maximum Head:	85' (25.9 metres)	92' (28 metres)
Dimensions:	25" L x 17" W x 19.5" H	29.5" L x 20.8" W x 25.7" H
Weight:	99 lbs.	132 lbs.
Price/Each:	\$1789.00	\$2549.00

GAS POWERED WATER PUMPS

- Powerful 6.5 HP, 4-stroke, air-cooled, OHV gasoline engine
- 92' total head lift (total height at sea level, to which water can be raised above original water level)
- Oil sensor shuts off engine when oil level is low
- Self-priming pump for easy operation
- Cast iron impeller and aluminum alloy high pressure pump body casting
- Easy start recoil starter
- Heavy-duty roll cage protects engine and pump
- Comes with three wire clamps, four hose adaptors, four rubber gaskets, strainer basket and strainer basket adaptor
- Total Head Lift Ft.: 92
- Suction Head Lift Ft.: 26
- Engine HP: 6.5
- Engine Speed RPM: 3600
- Displacement CC: 196
- Fuel Tank L.: 3.6
- Oil Capacity L.: 0.6



DC503



DC504

Model No.	Mfg. No.	Inlet/Outlet Dia."	Max. Pump Capacity L/min.	Dimensions L" x W" x H"	Wt. lbs.	Price /Each
DC503	KCG-3PG	3	835	20 x 14 3/4 x 17 1/4	56	436.00
DC504	KCG-2PGN	2	600	17 1/2 x 14 1/2 x 15	52	406.00

3M

ADF Filters.....	1126
Adhesive Bandages.....	741
Ambient Air Pump Respirators.....	466, 481, 1127
Anti-Skid Tape.....	873
Backing Pads.....	921, 925, 935
Box Sealing Tape.....	1410-1411, 1429
Bristle Brushes.....	921, 1271
Bristle Discs.....	921
Burnishing Pads.....	362
Butterfly Wound Closures.....	742
Compresses.....	746
Conspicuity Tape.....	850
Contact Cement.....	1029
Cut & Polish Wheels.....	938
Cut-Off Wheels.....	912, 916
Deburring Wheels.....	936, 938, 1271
Degreasers, Heavy-Duty.....	319, 1005, 1036
Disc Holder Pads.....	923, 925, 927, 935-936, 938
Display Hangers, Merchandise.....	1435
Disposable Respirators.....	448-449
Document Laminators.....	1574
Double Sided Tape.....	1416
Duct Tape.....	1415
Dust Mask Dispensers.....	453
Ear Plugs	
Dispensers.....	427
Disposable.....	425
Fabric Bandages.....	741
Faceshields.....	412
Filament Tape.....	1412
Filter Plates.....	1126
Finishing Wheels.....	938
Flap Brushes.....	937
Flap Discs.....	918
Flap Wheels.....	919, 937
Full Face Respirators.....	455
Glasses	
Reading.....	399
Safety.....	399-401
Glue, Sticks.....	1418
Glue Guns.....	1418
Goggles, Safety.....	406
Grinding Wheels, Type 27.....	915
Half Mask Respirators.....	454-455
Hand Pad Holders.....	933-934, 938
Hand Scrubbers.....	302
Helmets, Welding.....	1126-1127
Magnifier Plates.....	1126
Masking Tape.....	1414
Packing List Envelopes.....	1449
Pads, Cleaning.....	292, 362
PAPR Respirators.....	466, 471-473, 475, 477, 479, 481, 1127
Penetrants, 5-Way.....	1013
Plastic Bandages.....	741
Polyethylene Foam Tape.....	1416
Positive Pressure Respirators.....	466, 477
Power-Lock Discs.....	925, 935
Resin Fibre Discs.....	923, 925
Respirators	
Cartridges.....	456, 466, 472-473, 475, 477
Filters.....	456-457, 475
Fit Test Kits.....	465
Headgear.....	473, 479, 1127
Sanding Sponges.....	933
Sandpaper.....	930, 932
Scouring Pads.....	302, 320, 362
Self-Stick Bandages.....	742, 746
Sheathing Tape.....	1437
Sound Level Meters, Integral Probe.....	440, 1480
Spray Adhesives.....	1036, 1418
Spray Lubricants.....	1008
Stethoscopes.....	756
Stick-On Discs.....	927
Stripping Pads.....	362
Supplied Air Respirators.....	466, 479
Surface Conditioning Belts.....	937
Surface Conditioning Discs.....	934-936, 938
Surface Conditioning Pads.....	302, 933

Surface Conditioning Rolls.....	930, 933-934
Tape	
Electrical.....	1417, 1544
First Aid.....	744
Office.....	1580
Tape Dispensers	
Filament Tape.....	1411
Gummed Tape.....	1411
Two-Way Tape.....	1416
Vinyl Tape.....	1416
Wipes.....	465

ACCENT HOME

Small Parts Cabinets.....	33
---------------------------	----

ACCUFORM SIGNS

Accident Prevention Tags.....	786-788, 790
Admittance Signs.....	803-810, 813
Blank Tags.....	791-792
Cable Ties.....	793
Chemical Hazard Signs.....	804, 808
Confined Space Signs.....	804, 808
CSA Standard Signs.....	814-817
Direction Signs.....	811
Ear Protection Signs.....	806, 809
Electrical Hazard Signs.....	804-805, 808
Exit Signs.....	807, 810
Eye Protection Signs.....	806, 809
Fall Protection, Signs.....	806
Fire Protection, Signs.....	653, 807, 810, 812, 817, 822
First Aid, Signs.....	727, 805, 809, 812
Floor Signs.....	813
GHS	
Information Centres.....	848
Information Charts.....	847
Safety Labels.....	844-845
Wallet Card.....	844
Hazardous Materials Signs.....	808
ISO Safety Labels.....	818-819, 845
Machinery & Operations Signs.....	804-805, 809
Maintenance Signs.....	808-809, 813
MSDS	
Binders.....	849
Information Centers.....	848-849
No Smoking Signs.....	806-808, 810
Parking Signs.....	810
Pipe Markers.....	833-841
Protective Wear Signs.....	806, 809
Safety Signs.....	727, 806, 809, 849
Scoreboard Signs.....	822-823
SDS	
Binders.....	849
Information Centre.....	848-849
Poster.....	847
Self-Adhesive Letters.....	800
Self-Adhesive Numbers.....	800
Shipping & Receiving Signs.....	813
Tags, Lockout.....	786-788, 790
Traffic Signs.....	210, 807, 810, 812, 820-821, 851
Washroom Sign.....	813
Wheel Locks.....	782
WHMIS	
Information Charts.....	847
Labels.....	846
Pictograms.....	845-846
Posters.....	847

AIGNER INDEX

Aisle Signs.....	12, 48
Label Holders.....	5, 12, 48, 72-73
Label Makers, Accessories.....	5, 12
Magnetic Tags.....	12

AIR MASTER

Ceiling Fans.....	1498
Drum Fans.....	1497, 1502

Exhaust Fans.....	1501
Pedestal Fans.....	1497-1499
Wall Mounted Fans.....	1497-1498

AIRFLOW

Integral Probe Anemometers.....	1486
---------------------------------	------

AKRO-MILS

Small Parts Cabinets.....	34
Stacking Bins.....	5

ALB PLUS

Cabinets, Storage.....	97-98, 1561, 1563
Dollies, Steel Deck.....	97, 103
Lockers, Steel.....	104

ALDON

Rail Chocks.....	210
Wheel Chocks.....	210

ALEMITE

Grease Guns.....	997
Grease Pumps.....	999
Pipe Fittings, Lubrication.....	999, 1001

ALGOOD

Casters.....	229-230
Wheels.....	232-233

ALLEGRO INDUSTRIES

Axial Blowers.....	488-489
Centrifugal Blowers.....	489
Fan Guards.....	489
Guard Rails.....	489
Knee Pads, Leather.....	1133
Manhole Lid Lifters.....	489
Manhole Shields.....	489
Portable Blowers.....	488
Tent Heaters.....	489
Work Tents.....	489

ALLEN INDUSTRIAL HAND TOOLS

Hex Keys.....	1346-1347
---------------	-----------

ALLIANCE PLASTICS

Poly Tubing.....	1430
------------------	------

ALLPAX

Rubber Cutting Knives.....	1371
----------------------------	------

ALL-VAC INDUSTRIES

Magnetic Lifters.....	196
Vacuum Cups.....	196-197

ALNOR

Balometers.....	1488
Temperature Probes.....	1488

ALTE-REGO

Bags, Laundry.....	303
Construction, Vapor Barriers.....	1437
Garbage Bags.....	278, 281-282, 383, 761
Gaylord Liners.....	280
Liners, Container.....	280
Pallet Covers.....	1423
Poly Tubing.....	1437

BRAND INDEX

Seat Cover, Automotive.....280
Tire Bags.....280

AMANO CINCINNATI

Time Clocks1575

AMERICAN WATER BROOM

Water Brooms377

AMPCO

Ball Pein Hammers, Non-Sparking.....1380
Cabinet Tip Screwdrivers.....1383
Cross-Point Screwdrivers.....1383, 1386
Crowbars, Non-Sparking.....1380
Curved Blade Knives.....1382, 1386
Curved Claw Hammers.....1380
Diagonal Cutters.....1383
Flat Tip Screwdrivers.....1383, 1386
Hammers, Non-Sparking.....1380, 1386
Hand Chisels.....1381
Hand Scrapers, Non-Sparking.....1382, 1386
Hex Keys, Non-Sparking.....1383
Linoleum Knives.....1382
Maintenance Brushes.....1383, 1386
Mallets.....1380
Non-Sparking Tool Kits.....1386
Non-Sparking Tools
Pliers.....1383, 1386
Wedge.....1381
Wrenches.....1384-1386
Picks.....1381
Pinch Bars.....1380
Pry Bars
Crate Openers.....1380, 1386
Nail Pullers.....1380
Non-Sparking.....1380
Putty Knives
Flexible.....1382
Stiff.....1382, 1386
Round Point Shovels.....1381
Scoop Shovels.....1381
Scrapers, Drywall.....1382
Screwdrivers, Sets.....1383
Sledge Hammers, Non-Sparking.....1380
Sockets, Non-Sparking.....1385
Spatulas, Non-Sparking.....1382
Square Point Shovels.....1381
Straight Blade Knives.....1382, 1386
Utility Knives.....1382

AMPROBE

Cable Tracers.....1468, 1543

ANSELL

Chemical Resistant Gloves.....583, 586-589
Coated Gloves.....562-577, 580, 591
Cut Resistant Gloves.....575-578, 580
Disposable Gloves.....594, 598-599
Gloves, Holders.....593
Winter Lined Gloves.....571, 593, 626

ANTHONY STEEL MFG.

Cabinets, Storage.....97
Gas Cylinder, Lockouts.....106
Lockers, Steel.....106

APEX

Bit Holders.....1343
Cross-Point Bits.....1345
Hex Bits.....1344
Hex Square Drive Bits.....1343
Nutsetters.....1343

Posidriv® Bits.....1345
Slotted Bits.....1344-1345
Square Recess Bits.....1344-1345
Torque Bits.....1343
Torx® Bits.....1343-1344
Tri-Wing Bits.....1344

ARMSTRONG TOOLS

Adjustable Wrenches.....1330
Aligning Punches.....1369
Angle Wrenches.....1335
Ball Pein Hammers, Fiberglass Handle.....1365
Box Wrenches
15 Degree Offset.....1336
25 Degree Offset.....1336
45 Degree Offset.....1336
Geared.....1331
Brass Hammers.....1365
Cape Chisels.....1368
C-Clamps.....1289
Center Punches.....1368
Chain Nose Pliers.....1348
Chisel Holders.....1367
Cold Chisels.....1367-1368
Combination Wrenches.....1331
Sets.....1337
Convertible Pliers.....1353
Copper Hammers.....1365
Dead Blow Hammers.....1363
Diagonal Cutters.....1348
Drift Punches.....1369
Flare Nut Wrenches.....1335-1336
Flex Head Wrenches.....1335
Gear Wrenches, Sets.....1337
Hex Bit Sockets.....1315-1316
Impact Sockets.....1323-1325, 1327
Lineman's Pliers.....1348
Mallets.....1363
Needle Nose Pliers.....1349
Nut Drivers
Hollow Shaft.....1342
Sets.....1342
Open End Wrenches.....1335
Pin Punches.....1369
Pinch Bars.....1367
Power Sockets.....1323, 1327
Pry Bars
Rolling Head.....1367
with Handle.....1367
Pump Wrenches.....1335
Ratchets
1 1/2" Drive.....1324
1" Drive.....1324
1/2" Drive.....1315, 1321
1/4" Drive.....1324
3/4" Drive.....1322
3/8" Drive.....1316, 1319
Retaining Ring Pliers.....1353
Rolling Head Bars.....1367
Slip Joint Pliers.....1348
Socket Accessories.....1314-1316, 1319, 1321-1324, 1327
Socket Sets, Standard.....1314-1315
Sockets, Standard.....1314-1316, 1319, 1321-1322
Soft Face Hammers.....1363
Spanner Wrenches.....1330
Starting Punches.....1370
Striking Face Wrenches.....1331
Structural Wrenches.....1330
Tongue & Groove Pliers.....1348
Torque Meters.....1329
Torque Multipliers.....1328
Torque Wrenches.....1328

ARROW

Carton Staplers.....1446-1447
Nail Guns, Electric.....1446
Nails, for Nail Guns.....1446

Staples

Carton Staplers.....1446-1447
Pneumatic Stapler.....1447

ATLAS GRAHAM

Angled Brooms.....290
Boot Covers.....289, 889
Buckets.....305
Corn Brooms.....289-290
Dusters, Janitorial.....302
Dustpans.....290
Extension Poles.....287-288, 293, 297-298, 302
Floor Scrapers.....298
Frames, Dust Mop.....293, 302
Litter Scoops.....290
Maintenance Brushes.....26, 300-301
Microfiber Cloths.....293
Mops
Dust.....293, 295
Wet.....292-293, 295, 304-306
Pads, Cleaning.....292
Pot Brushes.....26, 301
Push Brooms.....287-290, 301
Scouring Pads.....292
Scrub Brushes.....26, 291, 300
Shelf Carts.....168
Shoe Covers.....289, 889
Squeegees.....297-299, 301
Switch Brooms.....290
Toilet Bowl Brushes.....349
Vehicle Brushes.....292
Whitewash Brushes.....292
Window Brushes.....292

ATLAS WELDING ACCESSORIES

Chipping Hammers, Welding.....1087-1088

ATRIX

Vacuums
Accessories.....361
Wet / Dry.....361

AURORA TOOLS

Adjustable Wrenches.....1309-1312, 1332
Angle Grinders, Air.....1204
Ball Pein Hammers, Wood Handle.....1309-1310, 1312, 1362, 1365
Bench Vises.....1293
Blades, Packaging Knife.....1440
Bolt Cutters.....1360
Booster Cables.....1542
Broadcast Spreaders.....364, 370
Cabinet Tip Screwdrivers.....1309-1312, 1338
Cable Ties.....1452
Calipers, Digital.....1275, 1309-1310
Carton Staplers.....1446
Caulking Guns.....1024
C-Clamps.....1288
Center Punches.....1309-1310, 1312, 1368, 1370
Chippers, Air.....1088, 1207
Claw Hammers.....1362
Club Hammers.....369, 1365
Cold Chisels.....1309-1310, 1312, 1367, 1370
Combination Wrenches.....1332
Sets.....1309-1310, 1312, 1332
Control Valves.....1000
Cord Reels, Extension Cords.....1537
Cross-Point Screwdrivers.....1309-1312, 1338
Curved Claw Hammers.....1309-1312, 1364
Cut-Off Tools, Air.....1204
Dead Blow Hammers.....1309-1312, 1362-1363
Diagonal Cutters.....1309-1312, 1348, 1353
Die Grinders, Air.....1204
Drain Spades.....366
Drift Punches.....1309-1310, 1369-1370
Drills, Air.....1205

Extension Cords

Single Outlet.....	1535-1537
Triple Outlet.....	1535, 1537

Flashlights

AA Cell.....	1517
AAA Cell.....	1517
D Cell.....	1517
Mini.....	1517

Flat Tip Screwdrivers.....

	1309-1312, 1338
--	-----------------

Floodlights.....

	1528
--	------

Funnels, Clean.....

	.994
--	------

Garden Spades.....

	.366
--	------

Glue, Sticks.....

	1036, 1418
--	------------

Glue Guns.....

	1036, 1418
--	------------

Grease Guns.....

	996, 1017, 1309
--	-----------------

Grease Pumps.....

	1000
--	------

Guns, Air.....

	1226, 1230
--	------------

Hacksaws, Frames.....

	1301, 1309-1312
--	-----------------

Halogen Lamps / Light Bulbs.....

	1528
--	------

Hand Lamps.....

	1525
--	------

Hand Stamps.....

	795, 1117
--	-----------

Headlights, Hard Hat.....

	.419
--	------

Hex Keys.....

	1309-1312, 1346-1347
--	----------------------

Hold-Down Clamps.....

	1290
--	------

Hose Reels.....

	1076, 1236-1237
--	-----------------

Hoses

Air.....	1207, 1233
Lubricant.....	.996

Impact Wrenches, Air.....

	1205
--	------

Knives, Packaging.....

	1309, 1312, 1440
--	------------------

Latch Clamps.....

	1290
--	------

Lineman's Pliers.....

	1309-1312, 1348
--	-----------------

Locking Pliers.....

	1288, 1309-1312, 1352, 1354
--	-----------------------------

Long Nose Pliers.....

	1309-1312, 1348
--	-----------------

Mallets.....

	1309, 1311, 1362-1363
--	-----------------------

Measuring Cups.....

	.994
--	------

Measuring Tape, Retractable Blade.....

	1277, 1309-1312
--	-----------------

Micrometers, Digital.....

	1275
--	------

Multi-Purpose Hand Tools.....

	1355
--	------

Nose Cutting Pliers.....

	1353
--	------

Oil Cans.....

	.999
--	------

Orbital Sanders, Air.....

	1207
--	------

Paint Supplies, Brushes.....

	1047
--	------

Parallel Clamps.....

	1287
--	------

Pin Punches.....

	1309-1310, 1312, 1368, 1370
--	-----------------------------

Pipe Fittings, Lubrication.....

	1000
--	------

Power Strips, GFCI.....

	1541
--	------

Pry Bars, Multi-Purpose.....

	1309-1312, 1366
--	-----------------

Quick Couplers.....

	1207, 1233
--	------------

Rakes.....

	.367
--	------

Ratchet Wrenches, Air.....

	1206
--	------

Ratchets

1/2" Drive.....	1317-1318, 1320
1/4" Drive.....	1317
3/8" Drive.....	1318

Round Point Shovels.....

	.366
--	------

Scalers, Air.....

	1207
--	------

Scaling Chisels.....

	1088
--	------

Screwdrivers

Air.....	1207
Sets.....	1338

Sealing Spatula.....

	1052
--	------

Sets, Pliers.....

	1354
--	------

Sledge Hammers, Non-Sparking.....

	369, 1365
--	-----------

Slip Joint Pliers.....

	1309-1312, 1348
--	-----------------

Small Parts Cases.....

	.36
--	-----

Snow Shovels.....

	.365
--	------

Socket Accessories.....

	1317-1318, 1320
--	-----------------

Socket Sets, Standard.....

	1309-1310, 1312-1314
--	----------------------

Sockets, Standard.....

	1317-1318, 1320
--	-----------------

Sprayers, Lawn & Garden.....

	320, 371
--	----------

Square Point Shovels.....

	.366, 368
--	-----------

Square Screwdrivers.....

	1309-1312, 1338
--	-----------------

Staples, Office Staplers.....

	1446
--	------

Straight Line Clamps.....

	1290
--	------

Surface Conditioning Pads.....

	.933
--	------

Technicians' Tools.....

	1309-1312
--	-----------

Telescopic Lights.....

	1528
--	------

Toggle Clamps.....

	1290
--	------

Tongue & Groove Pliers.....

	1309-1312, 1348
--	-----------------

Tool Storage

Boxes.....	1309-1311, 1394
Cabinets.....	1309, 1312, 1395
Carts.....	1395
Chests.....	1309-1310, 1394-1395
Jobsite Boxes.....	36, 1394

Tree Trimmers.....

	369
--	-----

Trigger Sprayers.....

	302, 320
--	----------

Utility Knives.....

	1440
--	------

Vacuums

Accessories.....	352-353
Wet / Dry.....	352-353

Wrecking Bars.....

	1366
--	------

Wrenches, Pipe.....

	1309, 1373
--	------------

AVERY DENNISON

Cable Ties.....	.794, 1452
-----------------	------------

AVMOR

Drain Cleaners.....	316
---------------------	-----

AYLING & REICHERT

Pumps, Drum.....	255
------------------	-----

BACHARACH

Combustible Gas Detectors.....	487
--------------------------------	-----

BAFFIN TECHNOLOGY

Knee Boots.....	632
Winter Boots.....	635-636

BALDOR

Bench Grinders.....	1270
---------------------	------

BASCO

Scoops, Aluminum.....	.994
-----------------------	------

BATTERY EQUALISER

Battery Equalizers.....	1037
-------------------------	------

BEGHELLI

Batteries	
12 Volt.....	1522
6 Volt.....	1522
Emergency Lights.....	1521-1522
Exit Lights.....	1521

BELLE-PAK

Packing List Envelopes.....	1449
-----------------------------	------

BEN-MOR

Aircraft Cables.....	194
Clevis Grab Hooks.....	192
Eye Bolts.....	194
Lifters, Drum.....	243
Slings	
Chain.....	189
Polyester.....	188-189
Slip Hooks.....	192

BERNARD

Contact Tips, MIG Gun.....	1094, 1098
Diffusers, MIG Gun.....	1098
Electrode Holders.....	1084
Insulator Caps, MIG Gun.....	1098
Nozzles, MIG Gun.....	1098

BERNZOMATIC

Butane Torches.....	1083
---------------------	------

BESSEY

Angle Clamps.....	1285
Bar Clamps.....	1284-1286
Bench Vises.....	1293
Edge-Gluing Clamps.....	1288
Hold-Down Clamps.....	1290
L-Clamps.....	1284
Parallel Clamps.....	1286
Quick Clamps.....	1288
Snips, All Purpose.....	1358

BIO CIRCLE

Anti-Spatter.....	1147
Food Grade Degreasers.....	1004
Rust Preventers.....	1014, 1146

BIOS

Bench Scales.....	1491-1492, 1494
Confined Space Signs.....	758
Cooking Thermometers.....	1471, 1473
Crutches, First Aid.....	758
Digital Thermometers.....	1472
Hanging Scales.....	1494
Indoor / Outdoor Thermometers.....	1472
Oral Thermometers.....	756
Stem Thermometers.....	1473
Step Ladder Hand Truck.....	1581
Stopwatches.....	1483
Thermocouple Probes.....	1471
Thermometer / Hygrometers.....	1472
Timers, Digital.....	1483
Wheel Chair.....	758

BISHAMON

Lift Tables.....	179, 181
------------------	----------

BLACK DIAMOND

Berms, Spill Control.....	714
Drum Equipment	
Spill Pallets.....	713-714
Trays.....	713
Salvage Drums.....	713

BLICKLÉ

Casters.....	229
Floor Lock Brakes.....	231
Wheels.....	232

BRAND INDEX

Eyewash Stations	
Faucet Mounted.....	720
Pedestal Mounted.....	717
Self Contained.....	722-723
Sink Mounted.....	720
Wall Mounted.....	716, 720
Lockers, Plastic	109
Privacy Shower Curtain	727
Shower Testers	726
Soap Dispensers	326
Thermostatic Mixing Valves	721

BRADY

Aisle Marking Tape	869
Ball Valve Lockouts	783
Barricade Tape	868
Disposable Dust Masks	453
Ear Plugs, Dispensers	431
Exit Signs	811
Flagging Tape	869
Glasses, Safety	407
Gloves, Dispensers	600
Glow in the Dark Tape	811
Label Makers	
Accessories.....	825, 827-828
Portable.....	824-825, 827
Ribbons.....	824-828, 830
Table Top Versions.....	828
Tapes.....	825-826, 828-830
Lockouts	
Kits.....	777
Stations.....	772
Vinyl Tape	829
WHMIS	
Labels.....	846
Wallet Cards.....	846

BRK ELECTRONICS

Fire Protection, Fire Alarm Protectors	655
---	-----

BROTHER

Label Makers	
Portable.....	1572-1573
Ribbons.....	1573
Table Top Versions.....	1572-1573
Tapes.....	1572-1573

BUCAN

Heaters	
Drum.....	237
Pail.....	237

BULMAN

Paper Cutters	1432
----------------------	------

BULWARK

Arc Flash Clothing	
Coveralls.....	554-555
Jackets.....	555
Overalls.....	555
Pants.....	554
Shirts.....	554
Coveralls, Work	554
Parkas	555

BW TECHNOLOGIES BY HONEYWELL

Docking Stations	482-483
Gas Detectors	
Calibration Gas.....	484
Sensor.....	484
Multi-Gas Detectors	482-484

Regulator, Calibration Gas	484
Single-Gas Detectors	482

C.H. HANSON

Barricade Tape	868
Beaded Chain	794
Blank Tags	793
Chain, Crowd Control	794
Flagging Tape	869
Hand Stamps	795-796
Ink Stencils	797
Key Rings	794
Locking Pliers	1352
Marking Flags	871
Numbered Tags	793
Paint Stencils	798
Seals	
Sealing Press.....	794
Security.....	794

C.R. DANIELS INC.

Hampers	303
Ironer Trucks	303
Linen Trucks	303

CALDWELL

Lifters, Drum	238
----------------------	-----

CAMFIL FARR

Air Filters	1506
--------------------	------

CAMPBELL

Clamps, Lifting	198
Clevis Grab Hooks	192
Hooks, Lifting	192

CANABLAST

Dust Collectors, Sandblasting	1056
Guns, Sandblasting	1057
Media, Sandblasting	1055
Media Recyclers, Sandblasting	1056
Portable Blasters, Sandblasting	1057
Suction Cabinets	1056-1057

CANADIAN MAILBOX COMPANY

Mailboxes	1576
------------------	------

CANARM

Smoke Ejectors	1501
-----------------------	------

CANON

Paper, Printer & Photocopier	1579
---	------

CAP CANADA DISTRIBUTION INC.

Absorbents	684
-------------------	-----

CARDINAL CORRUGATED CONTAINERS

Small Parts Bins, Fiberboard	11
-------------------------------------	----

CARGOLOC

Bungee Cords	1455
Cargo Nets	1455
Tie-Downs	1455-1456

CASCADES

Facial Tissue	344
Hand Towels	340-342, 344, 1583
Napkin Dispensers	343-344, 1583
Napkins, Cafeteria	343-344, 1583
Paper Towel Dispensers	340-342, 1583
Paper Towels	344
Toilet Paper	340, 345-346
Toilet Paper Dispensers	345, 347
Wipes	336, 384
Wipes Dispensers	336, 340

CAULK MASTER

Caulking Guns	1024
----------------------	------

CCI CANADA

Channelizers, Traffic Control	864
Cones	
Safety.....	308
Traffic Control.....	862
Delineators, Traffic Control	863-864
Flashing Lights	866

CENTENNIAL

Racks, Drum	245
--------------------	-----

CERTAINTY WIPES

Wipes Dispensers	334
-------------------------	-----

CHAPIN

Sprayers, Lawn & Garden	320, 371-372
------------------------------------	--------------

CHECKERS INDUSTRIAL PRODUCTS

Cable Protectors, Dock	217
Wheel Chocks	211

CHEMETALL

Non-Aqueous Developers	1144
Non-Chlorinated Degreasers	1144
Penetrants, Water Based	1144

CHEMOTEC

Dish Detergents	316
Floor Cleaners	310
Floor Finishes	311
Floor Sealers	311
Floor Stripper	311
Hand Cleaners, Lotion	326
Oven Cleaners	316
Stainless Steel Cleaners	316
Toilet Bowl Cleaners	314

CHICAGO PNEUMATIC

Angle Grinders, Air	1211, 1215
Automotive Stands	207
Belt Sanders, Air	1213
Bottle Jacks	206
Chippers, Air	1213
Die Grinders, Air	1212, 1215
Drills, Air	1209
Engravers, Air	1212
Garage Jacks	206
Hammers, Air	1213
Impact Wrenches, Air	1208, 1210, 1214
In-Line Drills, Air	1209
Mini Die Grinders, Air	1215
Orbital Sanders, Air	1211-1212
Ratchet Wrenches, Air	1210
Reciprocating Saws, Air	1214
Rotary Sanders, Air	1211

Scalers, Air.....	1214
Screwdrivers, Air.....	1209, 1211
Shears, Air.....	1214

CI CALSTONE INC.

Bench Scales.....	1433
Casters.....	1433
Packaging, Benches.....	1433
Paper Cutters.....	1427, 1432-1433
Shipping, Benches.....	1433

CIMCO

Combination Slip-Joint Pliers.....	1377
Hex Wrenches.....	1378
Insulated Cutters.....	1377
Snipe Nose Pliers.....	1377
Technicians' Tools.....	1378-1379

CIMCOOL

Tapping Compounds.....	1149
------------------------	------

CK WORLDWIDE INC

Air (Gas) Cooled Torches.....	1101, 1103-1104
Alumina Nozzles.....	1106
Back Caps, TIG Torch.....	1108
Collet Bodies, TIG Torch.....	1107-1109
Collets, TIG Torch.....	1107
Fuse Blocks, TIG Torch.....	1110
Gas Hoses, Welding.....	1110
Lava Nozzles.....	1105
Power Cable Adapters, TIG Torch.....	1109
Power Cables, TIG Torch.....	1110
TIG Welders.....	1113
Torch Kits, Welding.....	1109
Tungsten Electrode Grinders.....	1113-1114
Tungsten Electrodes.....	1114
Water Cooled Torches.....	1103-1104
Water Hoses, Welding.....	1110

CLARKSON OSBORN

Adjustable Reamers.....	985
Annular Cutters.....	972, 1193
Burs, Carbide.....	990-991, 1215
Chucking Reamers	
Cobalt.....	985
HSS.....	981-985
Circular Split Dies.....	978, 980
Dies, Die Stocks.....	977
Drill Bits	
Aircraft Extension.....	968, 972
Jobber.....	963-967
Spiral Flute.....	972
Straight Shank.....	971
Taper Length.....	969
Taper Shank.....	971
End Mills	
Carbide.....	988-989
HSCo.....	986-987
HSS.....	986
Weldon Shank.....	986
Hand Reamers.....	981
Hand Taps.....	974-975, 977, 988
Hexagonal Dies.....	978-979
Machine Taps.....	976
Pipe Taps.....	973
Prentice Drill Bits.....	969-970
Screw Extractors.....	989
Tap & Drill Sets.....	973
Tap Wrenches.....	977
Taper Pin Reamers.....	982
Tool Holders, Turning Tools.....	986

CLECO

Impact Wrenches, Air.....	1222
In-Line Drills, Air.....	1221
Screwdrivers, Air.....	1222

CLOROX

Wipes.....	318, 759
------------	----------

CM INDUSTRIES

Beam Clamps.....	199
Beam Trolleys.....	190
Hoists	
Air.....	191
Electric.....	191
Manual.....	190-191

COGAN

Guard Rails.....	84
------------------	----

COLSON

Casters.....	230-231
Floor Lock Brakes.....	231

CONTOUR

Burning Guides.....	1117
Pipe Contour Markers.....	1116-1117
Pipe Flange Aligners.....	1116
Pipefitting Levels.....	1116-1117

COOLWORKS

High Visibility Clothing, Pants.....	551
--------------------------------------	-----

COOPER INDUSTRIES INC

Plugs, Electrical.....	1084
Receptacles, Electrical.....	1084

CORDEX

Buckles	
Plastic.....	1421-1422
Poly.....	1422
Steel.....	1421
Seals, Steel.....	1421
Strapping	
Dispensers.....	1422
Machines & Tools.....	1419
Poly.....	1422

CORNER EDGE

Edge Protectors.....	48, 1423
----------------------	----------

CRAMER

Stepladders.....	135
------------------	-----

CRC CANADA

Air Tool Oil.....	1261
Automotive Cleaners, Diesel Conditioner.....	1015
Battery Cleaners.....	1015
Brake Cleaners.....	1015
Carburetor Cleaner.....	1015
Contact Cleaners.....	1006
Degreasers, Heavy-Duty.....	1002-1003, 1005
De-Icer.....	1015
Dry Lubricants, Graphite.....	1008
Food Grade Degreasers.....	1003
Freeze Spray.....	1006
Lubricants, General Purpose.....	1013
Paint, Rubber.....	1015
Parts Washers.....	995

Rust Converters.....	1014
Spray Lubricants.....	1008

CRESCENT

Adjustable Wrenches.....	1332
Pry Bars, Multi-Purpose.....	1366

CREWS

Faceshields.....	412
------------------	-----

CROSBY

Beam Clamps.....	199
Clamps, Lifting.....	198

CROWN-MEAKINS

Paint Supplies	
Brushes.....	1047-1049
Roller Covers.....	1049-1051
Rollers.....	1051
Sponging & Ragging.....	1050

DAINOLITE LTD

Desk Lamps.....	1524, 1582
Fluorescent Lamps / Light Bulbs.....	1524, 1582
Halogen Lamps / Light Bulbs.....	1524, 1582
Incandescent Lamps / Light Bulbs.....	1582
Magnifiers	
Illuminated.....	1524
Lenses.....	1524
Wall Clocks.....	1575

DAKOTA

Thickness Gauges.....	1479
-----------------------	------

DANBY

Refrigerators.....	1584
--------------------	------

DBI SALA

Anchorage Connectors.....	517
Beam Clamp Anchors.....	517
Carabiners.....	516
Davits.....	490
D-Bolt Anchors.....	516
D-Ring Harnesses.....	495
Fall Protection, Harnesses.....	141, 494-495
Friction Bolt Anchors.....	516
Hard Hat Lanyards.....	524
Positioning and Restraint Lanyards.....	508
Rescue Systems.....	491-492, 496, 518
Rope Grabs.....	517-518
Self-Retracting Lanyards.....	492, 512
Self-Retracting Life Lines.....	492, 512, 518
Shock Absorbing Lanyards.....	141, 507
Tool Lanyards.....	524
Vertical Life Lines.....	517
Winches, Personal.....	492

DEB STOKO

Hand Cleaners, Lotion.....	332
Hand Creams.....	331
Hand Sanitizers.....	333
Shampoo.....	325
Skin Conditioners.....	333
Soap Dispensers.....	331-332
Sunscreen.....	335
Wipes.....	334

DECADE

Back Supports.....	642
--------------------	-----

BRAND INDEX

DEFELSKO

Porosity Detectors.....	1478
Thickness Gauges.....	1478

DEFENDER

Task Lights.....	1529
------------------	------

DELMHORST INSTRUMENT CO.

Moisture Meters.....	1477
----------------------	------

DENTEC

Eyewash Stations	
Bottled.....	724
Water Preservatives.....	722
Foot Warmers.....	636
Hand Warmers.....	629

DE-STA-CO

Hold-Down Clamps.....	1291-1292
Latch Clamps.....	1291-1292
Straight Line Clamps.....	1292
Toggle Clamps.....	1291

DEWALT

Angle Drills, Electric.....	1184
Angle Grinders, Electric.....	1168-1171
Bandsaws, Wood Cutting.....	1178
Battery Chargers.....	1167
Bench Grinders.....	1270
Caulking Guns.....	1161
Chop Saws.....	1174
Circular Saws, Heavy-Duty.....	1177
Combo Kits.....	1164-1166
Compressors, Air.....	1262
Cordless Power Tool Batteries.....	1157-1158, 1160-1161, 1164, 1167
D Handle Drills.....	1183
Demolition Hammers.....	1187
Die Grinders, Electric.....	1172
Drills	
Drill / Drivers.....	1182
Drill / Drivers - Cordless.....	1157, 1161
Hammer Drill / Drivers.....	1158
Hammer Drills.....	1184-1185
Hand Powered Drills.....	1182-1183
Impact Wrenches	
Cordless.....	1160
Electric.....	1181
Jig Saws, Heavy-Duty.....	1178
Laser Levels.....	1283
Mitre Saws.....	1175-1176
Nail Guns, Cordless.....	1163
Palm Sanders.....	1180
Plumb Bobs.....	1283
Reciprocating Saws, Electric.....	1179
Rotary Hammers.....	1185-1186
Screw Guns.....	1187
Shears, Power.....	1173

DIMAR

Circular Saw Blades.....	1203
Combination Saw Blades.....	1203
Cut-Off Blades.....	1203
Forstner Bits.....	1200
Mitre Saw Blades.....	1203

DIVERSIFIED PLASTICS INC.

Column Protectors.....	86
Stepstools, Polyethylene.....	136

DORMER

Combined Drills & Countersinks.....	961
Countersinks.....	962
Drill Bits, Jobber.....	948, 952
Hand Taps.....	957-960
Pipe Taps.....	960

DOTCO

Angle Drills, Air.....	1222
Angle Grinders, Air.....	1222
Die Grinders, Air.....	1223
Drills, Air.....	1223
Engravers, Air.....	1223
Pencil Grinders, Air.....	1223

DREMEL

Dremel Tools.....	1192
-------------------	------

DUPONT PERSONAL PROTECTION

Aprons, General Protection.....	534
Boot Covers.....	534
Coveralls	
General Protection.....	535-537
Limited Use.....	537
Hoods, General Protection.....	534
Lab Coats, General Protection.....	534, 536
Pants, General Protection.....	534
Shirts, General Protection.....	534
Sleeves, Polypropylene.....	534

DURATRACK

Strip Curtain Doors.....	91, 93
--------------------------	--------

DURHAM MANUFACTURING

Cabinet Drawers.....	37
Literature Displays.....	1568
Mail Sorters.....	1566
Parts Storage Carts.....	42
Revolving Bins.....	29
Small Parts Cabinets.....	33, 37, 42-43, 45
Small Parts Cases.....	36
Threaded Rod Racks.....	45
Wire Spool Carts.....	167
Workbenches.....	125

DUSTBANE

Carpet Cleaners.....	317
Degreasers, Heavy-Duty.....	313
Dilution Dispenser.....	313
Disinfectants.....	313, 318, 759
Environmental Cleaners.....	317-318
Floor Cleaners.....	311
Floor Finishes.....	362
Floor Sealers.....	362
Floor Stripper.....	362
Glass Cleaners.....	315
Hand Cleaners, Lotion.....	315
Industrial Cleaners, Multi-Purpose.....	313-314
Machine Cleaners, Heavy-Duty.....	320
Solvent Free Degreasers.....	313
Sweeping Compounds.....	290
Vacuums, Wet / Dry.....	360

DWYER

Ball Valves.....	1231
Butterfly Valves.....	1231
Manometers.....	1488

DYKEM

Paint Markers.....	1442
Tamper Proof Torque Mark.....	1342

DYMO

Label Makers	
Portable.....	1574
Software.....	1574
Tapes.....	1574

DYNABRADE

Belt Sanders, Air.....	1216-1217, 1220-1221
Buffers, Air.....	1221
Die Grinders, Air.....	1220
Orbital Sanders, Air.....	1218-1219
Swivel Connectors.....	1219, 1250

DYNAFLUX QUALITY PRODUCTS

Aluminum Cleaners.....	1145
Anti-Spatter.....	1145
Galvanizing Compounds.....	1144
Layout Fluids.....	1145
Nozzle Gels, MIG Gun.....	1145
Pump Lubricants.....	1144
Tungsten Electrode Grinders.....	1114

DYNALINE

Funnels, Polyethylene.....	317, 994
----------------------------	----------

EAGLE MFG.

Column Protectors.....	86
Edge Protectors.....	86, 216

E-A-R

Ear Plugs	
Corded.....	426
Dispensers.....	427
Disposable.....	424-427
Reusable.....	428-429
Uncorded.....	426
Hearing Bands.....	430-431

ECHO

Sprayers, Lawn & Garden.....	371
------------------------------	-----

EDGE SAFETY EYEWEAR

Glasses	
Cases.....	407
Safety.....	402-403

EDSAL

Bookcases.....	1567
Cabinet Tables.....	124
Cabinets, Storage.....	98, 103, 1561
Computer Cabinets.....	1559-1560
Filing Cabinets, Lateral.....	1563
Service Writers.....	126
Shelving Units	
Chrome.....	56
Steel.....	55-56, 58
Shop Desks.....	126
Tool Storage	
Cabinets.....	103
Carts.....	124
Workbenches.....	120, 125

ELMER'S

Carpenters' Glue.....	1029
Construction Adhesives.....	1029
Contact Cement.....	1029
Pencil Sharpeners.....	1578
White Glue.....	1029
Wood Glue.....	1029

ELWOOD PACKAGING

Boxes, Mailers.....	1434
Cones, Pallet.....	48, 1423

ENERGIZER

Batteries	
1.5 Volt.....	1507
12 Volt.....	1507
3 Volt.....	1507
6 Volt.....	1507
9 Volt.....	1507
AA Cell.....	1507,
AAA Cell.....	1507,
C Cell.....	1507,
D Cell.....	1507,
Battery Chargers	1507
Flashlights	
AA Cell.....	1517, 1519
Mini.....	1519
Rechargeable.....	1519
Waterproof.....	1517
Headlights, Hard Hat	419
Lanterns, 6 V	1517

ENERVAC

Vacuums, Wet / Dry.....	360
-------------------------	-----

ENPAC

Absorbents	685
Berms, Spill Control	711-712
Containers, Spill Control	709-710
Covers, Drum	699
Dollies	
Drum.....	701-702
Gas Cylinder.....	1078
Drip Pans	681
Drum Equipment	
Carts.....	701
Racks.....	703
Spill Pallets.....	704-705, 710
Trays.....	681, 703, 711
Funnels, Spill Control	699
Gas Cylinder	
Brackets.....	1079
Racks.....	1079
Stands.....	1079
Leak Diverters	683
Pail Funnels	699
Pools, Spill Control	711
Salvage Drums	700-702
Stackers	703

ERB SAFETY

Bump Caps.....	415
Hard Hats.....	414-415

ERGODYNE

Anti-Vibration Gloves	607
Back Supports	641-642
Balaclavas	553
Coats, Winter	552
Ergonomic Products, Gloves	603
Folding Chairs	382
Glasses, Cord Retainers	408
Gloves, Holders	629
Hard Hat Lanyards	420, 522
Hard Hat Liners, Cooling	646
Hats, Cooling	645
Headbands, Cooling	645, 647
Headlights, Hard Hat	549
Heat Resistant Gloves	605
Hydration Backpack	647
Impact Gloves	605

Knee Pads	
Co-Polymer / Ester Tricot.....	639
Foam.....	640
Gel.....	639-640
Rubber.....	640
Kneeling Pads	639
Neck Shades, Cooling	647
Pants, Work	552
Tennis Elbow Braces	643
Tool Lanyards	522-523
Tool Storage	
Aprons.....	1391
Bags.....	1392
Holdings.....	1392
Pouches.....	523, 1390, 1392
Towels, Cooling	645-646
Undergarments	552
Undershirts	552
Vests, Cooling	646
Winter Lined Gloves	604-605
Winter Liners	553
Work Tents	382, 647
Wraps, Cooling	645, 647
Wrist Supports	643-644

ESSELTE

File Folders.....	1564, 1579
-------------------	------------

EX-CELL

Carts, Laundry.....	303
---------------------	-----

EXPO ENGINEERING

Heaters	
Drum.....	237
Pail.....	237

EXTREME TOOLS

Tool Storage	
Cabinets.....	1396-1400
Carts.....	125, 1397, 1400
Chests.....	1396-1399

FAIRVIEW FITTINGS

Propane Hoses, Welding	1068
Regulators, Welding	1068

FALCON SIGNAL HORNS

Signal Horns.....	444
-------------------	-----

FANTASTIK

Disinfectants.....	314
--------------------	-----

FEATHERLITE

Double Stepladders	129, 131
Extension Ladders	132-133
Multi-Purpose Ladders	131-132
Platform Ladders	127, 129-131, 135
Single Ladders	127, 132-133
Stepladders	127-128, 134
Work Platforms	135

FEDERAL SIGNAL CORPORATION

Flashing Lights	222-223
Horns	221
Megaphones	444

FELLOWES

Desk Organizers	1577
Filing Boxes	1564

FELTON BRUSHES

Cup Brushes	945
End Brushes	940, 942, 944
Paint Supplies, Brushes	1046
Scratch Brushes	946-947
Tube Brushes	945
Wheel Brushes	942-944

FIBRE-METAL BY HONEYWELL

Face Shields	410, 557
Hard Hats	417

FILL-RITE

Hand Pumps	258
Rotary Pumps	258

FIRST

Fall Protection Kits	507
-----------------------------------	-----

FIRST ALERT

Disposable Gloves	656
Smoke Alarms, Ionization	655

FIRST SAFETY CORPORATION

Carts, Welding	1078
Gas Cylinder	
Brackets.....	1079
Trucks.....	1078
Racks, Welding	1078

FLAMBEAU

Small Parts Cases	36
--------------------------------	----

FLANGE WIZARD TOOLS

Pocket Levels	1115
----------------------------	------

FREUD

Circular Saw Blades	1202-1203
----------------------------------	-----------

FROST

Ashtrays	284-285
Bathroom Mirrors	350
Bicycle Racks	379
Clothes Hooks	350
Floor Signs	308
Garbage Bags	348-349
Garbage Cans	267, 270, 349-350
Grab Bar	350
Hand Dryers	351
Hand Towels	343
Liners, Waste Container	270
Paper Towel Dispensers	342-343
Recycling Containers	278
Sanitary Napkin Dispensers	348
Sanitary Napkin Receptacles	348
Sanitary Napkins	348
Shelves, Washroom	350
Soap Dispensers	326
Tampons	348
Toilet Paper Dispensers	347
Toilet Seat Cover Dispensers	348
Toilet Seat Covers	348

FULLER

Anti-Vibration Hammers	1364
Ball Pein Hammers, Anti-Vibration	1365
Cabinet Tip Screwdrivers	1340
C-Clamps	1289
Claw Hammers	1364

BRAND INDEX

Cross-Point Screwdrivers.....	1340
Curved Claw Hammers.....	1364
End Cutters.....	1349
Flat Tip Screwdrivers.....	1340
Knives, Packaging.....	1441
Precision Screwdrivers.....	1341
Pry Bars	
Multi-Purpose.....	1366
Tack Pullers.....	1340
Scratch AWL Screwdrivers.....	1340
Screwdrivers, Sets.....	1340
Spring Clamps.....	1288
Square Screwdrivers.....	1340

FULTON

Hand Winches.....	195
Industrial Jacks.....	207
Marine Jacks.....	207

GANTS LAURENTIDE

Heat Resistant Gloves.....	624
----------------------------	-----

GARANT

Axes, All-Purpose.....	368
Carpenter Axes.....	368
Club Hammers.....	369, 1366
Crowbars, Pitch Point.....	368
Cultivators.....	368
Garden Hose Hangers.....	378
Garden Spades.....	366
Grain and Coal Scoops.....	366
Hedge Shears.....	369
Hoes.....	368
Lopping Shears.....	369
Picks.....	368
Pry Bars, Nail Pullers.....	1366
Rakes.....	367
Round Point Shovels.....	366
Scoops, Aluminum.....	366
Sidewalk Scrapers.....	368
Sledge Hammers, Double Faced.....	369, 1366
Sleigh Shovels.....	365
Snow Brushes.....	364
Snow Shovels.....	364-365
Spading Forks.....	367
Square Point Shovels.....	365-366
Tree Pruners.....	369
Tree Trimmers.....	369
Turf Edgers.....	368

GARDEX

Filing Cabinets	
Lateral.....	1562
Vertical.....	1562
Safes.....	1562

GASFLUX

Flux.....	1145
-----------	------

GEARWRENCH

Combination Wrenches.....	1333
Sets.....	1334
Cross-Point Screwdrivers.....	1341
Flat Tip Screwdrivers.....	1341
Flex Head Wrenches.....	1334
Gear Wrenches, Sets.....	1333-1334
Hooks & Picks.....	1307
Impact Sockets.....	1326
Pry Bars, Multi-Purpose.....	1366
Ratcheting Wrenches.....	1333-1334
Screwdrivers, Sets.....	1341
Torque Wrenches.....	1328
Torx® Screwdrivers.....	1341

GENERAL

Bevels.....	1280-1281
Center Punches.....	1370
Inspection Mirrors.....	883
Precision Screwdrivers.....	1341

GENSTAR TECHNOLOGIES

Flowmeters, Welding.....	1068
Gas Cylinder, Wrenches.....	1073
Gas Hoses, Welding.....	1075
Gas Torches.....	1064
Heating Tips.....	1072
Outfits, Welding.....	1063-1064
Pressure Gauges, Dry.....	1068
Regulators, Welding.....	1066-1067

GENTEC

Gauge Protectors, Welding.....	1067
Heating Tips.....	1072
Outfits, Welding.....	1063
Regulator/Flowmeters, Welding.....	1068
Regulators, Welding.....	1066-1067, 1069

GERBER

Multi-Purpose Hand Tools.....	1355
Pocket Knives.....	1355

GERMIPHENE

Disinfectants.....	318, 759
Wipes.....	318, 465, 759

GILMOUR

Guns, Garden Hose.....	376
------------------------	-----

GLADE

Air Fresheners.....	322
---------------------	-----

GLOBAL

Bookcases.....	1567
Ergonomic Products, Seating.....	1547-1548
Filing Cabinets, Vertical.....	1563
Folding Tables.....	382, 1557
Monitor Mounts.....	1558
Office Desks.....	1567
Office Seating.....	1549
Stacking Chairs.....	1555
Stacking Tables.....	1556-1557
Task Seating.....	1552
Work Tables.....	1556, 1561

GOJO

Cream Dispensers.....	331
Hand Cleaners	
Cream.....	331
Foam.....	325, 329
Gel.....	328
Liquid.....	331
Lotion.....	326-329
Hand Towels.....	334, 384
Shampoo.....	329
Skin Conditioners.....	333
Skin Creams.....	333
Soap Dispensers.....	325, 330, 333

GOODWRAPPERS

Stretch Wrap	
Banding Film.....	1425
Cast.....	1424
Clear.....	1425
Coloured.....	1424
Opaque.....	1424
Stretch Wrap Dispensers.....	1424-1425

GOSS

Cutting Tips.....	1070-1072
Heating Tips.....	1072
Propane Torches.....	1064
Regulators, Welding.....	1064
Soldering Tips.....	1064
Torch Kits, Welding.....	1064

GREE

Air Conditioners.....	1500
Humidifiers.....	1500

GREENLEE

Bar Racks.....	53
Circuit Testers.....	1539

GREIF

Drums, Polyethylene.....	234
--------------------------	-----

GUARDAIR

Guns, Air.....	1228-1229
Pneumatic Pipe Fittings.....	1228
Vacuums, Accessories.....	1225

GW METAL

Garbage Cans.....	272, 383
-------------------	----------

H.K. PORTER

Bolt Cutters.....	1360-1361
Cable Cutters, Industrial Grade.....	1085, 1361
Iron Shear Cutters.....	1361
Rebar Cutters.....	1361

HANG-A-LIGHT

H.I.D. Lamps / Light Bulbs.....	1530
Task Lights.....	1530

HANNAY REELS

Reels, Welding.....	1076
---------------------	------

HARPER TRUCKS INC.

Hand Trucks.....	151
------------------	-----

HAWS

Emergency Showers.....	718-719
Eyewash, Water Heater.....	721
Eyewash Stations	
Faucet Mounted.....	720
Pedestal Mounted.....	717
Self Contained.....	722-723
Sink Mounted.....	720
Wall Mounted.....	716
Water Preservatives.....	722-723
Thermostatic Mixing Valves.....	721

HELLY HANSEN

High Visibility Clothing	
Overalls.....	543
Rain Jackets.....	543
Suits, Rain.....	543

HERBERT WILLIAMS

Escape Ladders.....	656
Extinguishers, Fire.....	652
Hazardous Materials Cabinets.....	665

HEXARMOR

Cut Resistant Gloves.....	580-581
Sleeves, SuperFabric®.....	529

HIGHLAND

Message Pads.....	1579
-------------------	------

HI-LITER

Hi-Liters.....	1578
Permanent Markers.....	1578

HILL PUMPS

Pumps, Drum.....	258
------------------	-----

HILMAN ROLLERS

Machinery Rollers.....	204-205
------------------------	---------

HILROY

Message Pads.....	1579
-------------------	------

HLF DIVERSIFIED INC.

Salt.....	364
-----------	-----

HOME SAFEGUARD INDUSTRIES, INC

Smoke Alarm Testers.....	656
--------------------------	-----

HONEYWELL

Aprons.....	531
Ball Valve Lockouts.....	783
Circuit Breaker Lockouts.....	782
Disposable Dust Masks.....	453
Disposable Respirators.....	452-453
Electrical Plug Lockouts.....	782
Eyewash Stations	
Bottled.....	724
Self Contained.....	722
Solutions.....	722-724
Supplemental.....	725
Water Preservatives.....	723, 725
Half Mask Respirators.....	458, 461
High Visibility Clothing, Rain Suits.....	543
Hoods, Rain.....	543
Lockouts, Stations.....	776
PAPR Respirators.....	480
Respirators	
Cartridges.....	461
Filters.....	461
Fit Test Kits.....	465
SCBA Respirators.....	469
Sleeves	
Canvas.....	528
Kevlar®.....	529
PVC.....	528
Vinyl.....	528
Tags, Lockout.....	789

HORIZON

Ergonomic Products, Seating.....	1547-1549
Footrests.....	1549
Keyboard Trays.....	1558
Keyboard Wrist Rests.....	1558
Office Seating.....	1546, 1548, 1554
Stacking Chairs.....	1555
Task Seating.....	1546, 1552, 1554

HOWARD LEIGHT BY HONEYWELL

Ear Muffs	
Cap Mounted.....	433-435
Headband.....	433-435, 549
Neckband.....	434
Ear Plugs	
Corded.....	423
Dispensers.....	427
Disposable.....	423-424, 427
Reusable.....	428
Hearing Bands.....	430
Two-Way Radios.....	435

HUBBELL

Cable Protectors, Office.....	218, 1540
-------------------------------	-----------

HUDSON

Sprayers, Lawn & Garden.....	372-373
------------------------------	---------

IDEAL

Spray Lubricants.....	1012, 1543
Wire Connectors.....	1543

ILLINOIS

Folding Gates.....	82-83
Security, Gates.....	82-83

IMPACTO

Anti-Vibration Gloves.....	607
Elbow Protectors.....	643
Foot Guards, Plastic.....	637
Forearm Protectors.....	643
Impact Gloves.....	607, 644
Insoles.....	638
Knee Pads	
Foam / Hard Shell.....	640
Hard Shell.....	640
Tennis Elbow Braces.....	643
Toe Guards.....	637
Wrist Supports.....	643-644, 746

INCOM TOP TAPE & LABEL

Aisle Marking Tape.....	869-870
Anti-Skid Tape.....	872
GHS	
Information Centres.....	848
Information Charts.....	847
Safety Labels.....	844
Glow in the Dark Tape.....	870
Handling Labels.....	1448
SDS	
Binders.....	849
Information Centre.....	849
Self-Adhesive Numbers.....	800
Tags, Lockout.....	789
Tape Dispensers, Aisle Marking Tape.....	868
TDG Labels.....	855, 1448
TDG Placards.....	851-854
WHMIS	
Information Charts.....	847
Posters.....	847

INNOVA

Davits.....	491
Extinguishers, Fire.....	652
Manhole Shields.....	491

INTEGRATED PLASTICS

Distribution Containers.....	23, 1564
Small Parts Cabinets.....	34
Stacking Bins.....	5

INTERCON

Weld-On Hinges.....	1088
---------------------	------

IPG

Aluminum Foil Tape.....	1415
Box Sealing Tape.....	1410, 1413
Double Sided Tape.....	1416
Duct Tape.....	1415
Filament Tape.....	1412
Gummed Tape.....	1413
Masking Tape.....	1414
Painter's.....	1050
Shrink Wrap.....	1426
Spray Adhesives.....	1036
Strapping, Tape.....	1412
Stretch Wrap	
Blown.....	1424
Cast.....	1424, 1426
Clear.....	1424
Machine.....	1426
Stretch Wrap Dispensers.....	1426
Tape Dispensers, Gummed Tape.....	1413

IRON GUARD SAFETY

Bump Guard, Forklift.....	186
Bumpers, Dock.....	213
Checklist Kit, Forklift.....	187
Dock Lights, Stop & Go.....	220
Fenders, Dock.....	212
PPE Battery Kit, Forklift.....	186
Security, Gates.....	866
Speed Bumps, Traffic Control.....	860
Spot Lights.....	187
Trailer Jacks.....	212
Wheel Chocks.....	210

IRP INDUSTRIAL RUBBER

Entrance Matting, Rubber.....	901
Hoses, Air.....	1235

IRWIN

Auger Bits.....	1199
Bar Clamps.....	1285-1287
Cable Cutters, Industrial Grade.....	1352
Chalk Lines.....	1279
Clamps, Pipe.....	1285
Drill Bits, Aircraft Extension.....	972
Forstner Bits.....	1199
Vis Grips.....	1352
Woodworking Chisels.....	1367

ITW PRO BRANDS

Stainless Steel Cleaners.....	316
Wipes.....	316, 318

JACKSON SAFETY

ADF Filters.....	1121
Chemical Resistant Gloves.....	589
Filter Plate Lenses.....	1122
Goggles, Welding.....	1120
Ground Clamps, Welding.....	1086

BRAND INDEX

Hand Shields, Welding..... 1123
 Helmets, Welding.....481, 1121-1123
 PAPR Respirators.....470, 481, 1122
 Respirators, Cartridges.....470

JACOBS

Chucks, Drill.....1268-1269
 Tool Holders, ER Collet Chucks.....1269

JEAMAR WINCHES

Hand Winches.....195

JET EQUIPMENT

Agricultural Jacks.....208
 Dollies, Mechanic's.....209

JOBOX

Tool Storage
 Chests.....1402-1403
 Jobsite Boxes.....1401-1407
 Van and Truck Equipment.....1407

JOHNSON

Bevels.....1280
 Carpenter Squares.....1280
 I-Beam Frame Levels.....1281
 Laser Levels.....1282-1283
 Rafter Squares.....1280
 T Squares, Drywall.....1280
 Torpedo Levels.....1281
 Try Squares.....1280

JOMAC CANADA

Chemical Resistant Gloves.....592
 Cut Resistant Gloves.....577, 579, 581
 Heat Resistant Gloves.....622-623
 Heat Resistant Mitts.....622
 Knit Gloves.....629
 Sleeves
 Cotton.....528
 Kevlar®.....529

JUSTRITE

Ashtrays.....236, 284, 657
 Bench Cans.....992
 Cabinet Carts.....660, 662
 Cabinets, Drum.....663, 665
 Cans, Safety.....668-669
 Covers, Drum.....236, 670
 Crimpers, Cap Seal.....250
 Dip Tanks.....992
 Dipping Baskets.....992
 Dispenser Bottles.....672
 Drip Cans.....670
 Drum Equipment
 Spill Pallets.....706-708
 Trays.....681
 Funnels, Drum.....251, 699
 Gas Cylinder, Cabinets.....1077
 Gauges, Drum.....251
 Hazardous Materials Cabinets.....660-667
 MSDS, Storage Boxes.....667
 Oily Waste Cans.....670-671
 Plunger Cans.....670
 Rinse Tanks.....992
 Vents, Drum.....251
 Wash Tanks.....992

KALAS

Cables, Welding.....1085

KANT-TWIST

Clamps, Pipe.....1285

KEE KLAMP

Kee Klamp® Pipe Fittings.....79-81
 Pneumatic Piping.....81

KEY-BAK

Chucks, Drill.....1269
 Key Chains.....1570-1571
 Label Holders.....1571

KILOTECH

Bench Scales.....1493-1495
 Counting Scales.....1491
 Crane Scales.....203, 1496
 Dial Scales.....1494
 Hanging Scales.....203, 1496
 Platform Scales.....1495
 Portable Scales.....1493
 Receiving Scales.....1494
 Test Weights.....1496
 Weighing Scales.....1491-1492

KIMBERLY-CLARK

Coated Gloves.....564
 Coveralls
 General Protection.....539
 Limited Use.....539
 Cut Resistant Gloves.....578
 Disposable Gloves.....596-597
 Lab Coats, General Protection.....539
 Wipes.....337-338
 Wipes Dispensers.....338

KIMBERLY-CLARK PROFESSIONAL

Blankets, Welding.....1118
 Helmets, Welding.....1123
 Screens, Welding.....1118-1119
 Umbrellas, Welding.....1118

KINEDYNE

Cargo Bars.....212, 1457
 Decking Beams.....212, 1457
 Jack Bars.....1457
 Load Binders.....192
 Logistic Straps.....246, 1456
 Logistic Tracks.....212, 1457
 Ratchet Straps.....1456
 Tie-Downs.....1456-1457

KING CANADA

Arbor Presses.....208
 Bench Grinders.....917, 1270
 Brushes, Parts Cleaning.....993
 Chop Saws.....914, 1174
 Compressors, Air.....1263
 Drill Presses
 Bench.....1266-1267
 Floor.....1266-1267
 Engine Tilters.....208
 Engine-Powered Pumps.....264
 Gearhead Machines, Drilling.....1267
 Guns
 Air.....1051
 Paint.....1051
 Hand Lamps.....1528
 Media Recyclers, Sandblasting.....1055
 Mitre Saws.....1176
 Parts Washers.....993
 Portable Blasters, Sandblasting.....1055

Shop Cranes.....208
 Work Stands.....225

KLEEN-FLO

Battery Acid Neutralizers.....1037

KLEIN TOOLS

Bolt Holder Pliers.....1349
 Cabinet Tip Screwdrivers.....1339
 Cable Cutters
 Industrial Grade.....1349, 1351
 Insulated.....1377
 Crimping Die Pliers.....1349, 1377
 Cross-Point Screwdrivers.....1339, 1378
 Diagonal Cutters.....1350, 1377
 Flat Tip Screwdrivers.....1339, 1378
 Locking Pliers.....1351
 Long Nose Pliers.....1351, 1377
 Needle Nose Pliers.....1351
 Nose Cutting Pliers.....1350
 Nut Drivers
 Cushion Grip.....1342
 Insulated.....1378
 Magnetic.....1342
 Sets.....1342
 Pump Pliers.....1377
 Rebar Tie Wire Cutters.....1350
 Screwdrivers, Sets.....1339
 Side Cutting Pliers.....1349, 1351, 1377
 Slip Joint Pliers.....1349
 Square Screwdrivers.....1339
 Technicians' Tools.....1378-1379
 Tongue & Groove Pliers.....1349
 Tool Storage
 Bags.....1393, 1464
 Belts.....1389
 Holders.....1387-1388
 Pouches.....1387-1388, 1390-1391
 Torque Screwdrivers.....1329
 Torx® Screwdrivers.....1339
 Wire Strippers.....1351
 Wire Stripping Pliers.....1377

KLETON

Bag Sealing Tape.....1436
 Bar Racks.....53
 Beam Trolleys.....190
 Bin Carts.....7-8
 Bin Racks.....8-9, 121
 Bin Shelves.....17, 60
 Bin Support Panels.....7
 Bins, Steel.....44
 Bollards.....54, 85
 Box Sealing Tape.....1410
 Box Trucks.....166, 172-173, 175
 Bumpers, Dock.....213
 Cabinets, Storage.....9-10, 99-100
 Carton Rack.....1434
 Carts, Welding.....1078
 Casters.....137, 152-154, 162, 164-165,
 176-177, 227-228, 245-246
 Corkboards.....1569
 Diaphragm Pumps.....258
 Dollies
 Aluminum.....177
 Drum.....244
 Wood.....176
 Drywall Carts.....159
 Extensions, Forklift.....187
 Faucets, Drum.....252
 Folding Chairs.....1554
 Folding Tables.....382, 1557
 Furniture Pads.....1454
 Gas Cylinder, Cabinets.....1077
 Guard Rails.....54, 84-85
 Hand Pumps.....256
 Hand Trucks.....144-146, 149-151, 1454, 1554

Hoists, Manual.....	190
Horizontal Sheet Rack.....	53
Lift Tables.....	178
Lifters, Drum.....	238, 243
Locker Room Benches.....	108, 382
Lockers, Steel.....	105
Lumber Carts.....	159-160
Maintenance Platforms.....	141
Mesh Enclosures.....	90
Mesh Partitions.....	51, 84-85, 88-89
Order Picking Carts.....	165
Pallet Pullers.....	186
Pallet Trucks.....	144, 182-183
Panel Trucks.....	160
Perimeter Guards.....	51, 84-85, 88
Pipe Trucks.....	160
Platform Trucks	
Aluminum Deck.....	155-156
Dead Skids.....	154
Non-skid Vinyl Deck.....	156
Plastic Deck.....	156
Semi-Live Skids.....	154
Steel Deck.....	152-153, 155, 160, 165
Wood Deck.....	153-154
Pumps, Drum.....	254-257
Racks, Drum.....	245
Reel Dispensers.....	167
Rockers, Drum.....	245
Rolling Ladders.....	135, 137-138
Rotary Pumps.....	257
Seals, Steel.....	1419
Service Benches.....	123-125
Shelf Carts.....	73, 76, 162-165, 167
Shelving Units	
Chrome.....	17, 70-72, 75
Steel Wire.....	73
Shop Carts.....	164
Shop Desks.....	126
Small Parts Bins.....	31
Small Parts Cabinets.....	30-32, 38
Stackers.....	180
Stacking Bins.....	4-5, 17
Stacking Racks.....	53-54
Stepstands, Steel.....	136
Stepstools, Polyethylene.....	136, 1549
Stock Picking Carts.....	165
Stock Trucks.....	166
Strapping	
Dispensers.....	1420
Machines & Tools.....	1419, 1422
Steel.....	1419
Stretch Wrap Dispensers.....	1424
Strip Curtain Doors.....	92
Tape Dispensers	
Box Sealing Tape.....	1411, 1429
Filament Tape.....	1412
Tarpaulins.....	379, 1453
Tie-Downs.....	683, 1455
Tilt Trucks.....	173
Tipplers, Pail.....	245
Tool Storage, Carts.....	123
Trailer Jacks.....	212
Transfer Boxes.....	19
Trucks, Drum.....	246
Utility Carts.....	76, 166, 168
Valves, Drum.....	252
Vents, Drum.....	251
Vertical Sheet Rack.....	53
Wagons.....	154
Wheel Chocks.....	210
Wheels.....	144, 246
Whiteboards.....	1569
Work Platforms.....	135-136
Work Tables.....	120
Workbenches.....	103, 112-117, 120-123, 1432
Wrenches, Drum.....	250

KNIPEX

Technicians' Tools.....	1379
-------------------------	------

KNUFFI

Edge Protectors.....	87, 216
----------------------	---------

KODIAK POWER EQUIPMENT

Engine-Powered Pumps.....	264
Pressure Washers.....	374-375

KRYLON INDUSTRIAL

Marking Wands.....	1038-1039
--------------------	-----------

Paint

Acrylic.....	1040, 1042-1044
Alkyd.....	1040-1041, 1043-1044
Epoxy.....	1042
Floor.....	1019
High Heat.....	1042-1043
Latex.....	1042
Line Striping.....	1039
Marking.....	1038
Paint Supplies, Paint Remover.....	1039
Striping Machines.....	1039

KUNY'S

Cell Phone, Holders.....	1387, 1390
Suspenders.....	1389

Tool Storage

Aprons.....	1391
Bags.....	1391-1393
Belts.....	1389
Boxes.....	1393
Holders.....	1387-1388
Pouches.....	1387-1388, 1390-1392

KYORITSU

Phase Rotation Testers.....	1468
-----------------------------	------

L.B. WHITE

Fan Forced Heaters.....	1505
Radiant Heaters.....	1504-1505

LA-CO INDUSTRIES INC

Teflon® Tape.....	1416
-------------------	------

LAKELAND

Coveralls, Limited Use.....	538
-----------------------------	-----

LAKESIDE MATERIAL HANDLING

Equipment Stands.....	170
Shelf Carts.....	170
Utility Carts.....	170

Laurin

Tilt Trucks.....	172
------------------	-----

LAVO

Bleach.....	314
-------------	-----

LENCO

Cable Connectors, Welding.....	1084
Chipping Hammers, Welding.....	1087

LEPAGE

Wood Fillers.....	1022
-------------------	------

LEV-CO

Air Filters.....	1058
Fume Extractor Fans.....	1058

Fume Extractors.....	1058-1060
Fume Filters, Welding.....	1058-1059
Mechanical Filters.....	1059
Portable Blowers.....	1059
Pressure Gauges, Dial.....	1058

LEWIS BINS+

Distribution Containers.....	18, 20
Dollies, Stacking.....	20
ESD Products, Bins.....	25

LIFE SAFE

Snow Clearing Posts.....	871
--------------------------	-----

LIFT-RITE

Pallet Lifters.....	184
Pallet Trucks.....	186
Stackers.....	180

LINCOLN ELECTRIC

Cold Wire Feeders, TIG Torch.....	1091
MIG Welders.....	1092-1093
Plasma Cutters.....	1090
Stick Electrodes.....	1136
TIG Welders.....	1091
Water Cooled Torches.....	1091

LIND EQUIPMENT

Batteries, C Cell.....	444, 1518
Bonding & Grounding Wires.....	252-253
Cable Protectors, Dock.....	217

Cord Reels

Extension Cords.....	1531-1532, 1537
Fluorescent.....	1532
Incandescent.....	1531-1532
Quad Box.....	1531
Single Outlet.....	1531
Triple Outlet.....	1532
Work Lights.....	1531

Cord Sets, GFCI.....	1539
----------------------	------

Dock Lights

Flexible.....	218
Halogen.....	218
Single Strut.....	218

Extension Cords

Circuit Breaker.....	1538
Single Outlet.....	1538

Floodlights.....	1526-1528
------------------	-----------

Floor Lamps.....	1527
------------------	------

Fluorescent Lamps / Light Bulbs.....	1525-1526
--------------------------------------	-----------

Halogen Lamps / Light Bulbs.....	1527-1528
----------------------------------	-----------

Hand Lamps.....	1525-1527
-----------------	-----------

Headlights, Hard Hat.....	419
---------------------------	-----

Outlet Adaptors, GFCI.....	1540
----------------------------	------

Outlet Boxes, GFCI.....	1539
-------------------------	------

Plugs, GFCI.....	1540
------------------	------

Spot Lights.....	1518
------------------	------

String Lights.....	1528
--------------------	------

Telescopic Lights.....	1528
------------------------	------

LISTA

Cabinets, Storage.....	94-96
Open Wire Workstations.....	118
Shelving, Drawer Insert.....	68-69
Workbenches.....	118-119

LITTLE GIANT PUMP COMPANY

Coolant Tanks.....	1150
Machine Tool Pumps.....	1150
Multi-Purpose Ladders.....	1150
Submersible Pumps.....	262-263, 1150
Transfer Pumps.....	263

BRAND INDEX

LLOYDS

Air Tool Oil.....1037, 1261
Graffiti Removers.....319, 1005

LOC-LINE

Loc-Line® Hosing.....1150-1153

LOCTITE

Accelerators, Adhesive.....1032
Adhesives
Acrylic.....1034
All Purpose.....1023
Aluminum Foil Tape.....1020
Anti-Seize.....1016
Anti-Slip Floor Coatings.....873, 1019
Bolt Removal Penetrants.....1013
Caulking Guns.....1035
Construction Adhesives.....1029
Contact Cleaners.....1007
Dielectric Greases.....1018
Epoxies
for Metal.....1020-1021
General Purpose.....1033-1034
Mixer Cups.....1021
Putty.....1020-1021
Syringe.....1021
Two Part.....1033
Epoxy Applicators.....1021, 1035
Fault Detectors, Welding.....1012, 1148
Flange Sealants.....1026
Floor Repair.....1019, 1021
Floor Sealers.....1019
Gaskets.....1025-1026
Glue Guns.....1035
Guns, Air.....1035
Instant Adhesives.....1031-1032
Paint, Rubber.....1012
Primers, Adhesive.....1032
Retaining Compounds.....1027
Rust Converters.....1014, 1146
Sealants, Silicone.....1025
Spray Lubricants.....1018
Structural Adhesives.....1032-1034
Synthetic Greases.....1018
Teflon® Tape.....1028
Thread Sealants.....1026
Threadlockers.....1020, 1027-1028
White Lithium Greases.....1018

LOUISVILLE LADDER

Double Stepladders.....130-131
Platform Ladders.....130
Scaffolding.....134
Stepstools, Fiberglass.....134

LPS

Anti-Seize.....1016
Anti-Spatter.....1147
Bearing Greases.....1017
Belt Dressing.....1012
Brake Cleaners.....1005
CFC Free Degreasers.....1002
Contact Cleaners.....1005-1006
Cutting Fluids, for all Metals.....1149
Degreasers
Heavy-Duty.....1002-1003
Multi-Purpose.....1002-1004
Dusters, Aerosol.....1006
Galvanizing Compounds.....1014, 1146
Hand Towels.....334, 1005
High Temperature Greases.....1017
Industrial Cleaners, Multi-Purpose.....1003
Machinery Oil.....1011
Multi-Purpose Greases.....1011, 1018

Penetrants

KB 88.....1013
Multi-Purpose.....1013
Permanent Markers.....1442
Rust Preventers.....1014, 1146
Solvent Free Degreasers.....1002-1003
Spray Lubricants.....1008-1011, 1013
White Lithium Greases.....1018

LUFKIN

Measuring Tape
Oil Gaging.....1279
Retractable Blade.....1276, 1278
Measuring Wheels.....1278
Plumb Bobs.....1279

LUXO

Magnifiers, Illuminated.....1524

LUXOR H. WILSON

Audio-Visual Carts.....1561
Computer Carts.....1561
Work Tables.....1556, 1561

LYON

Cabinets, Storage.....98-99
Lockers, Steel.....108
Shelving Units, Steel.....58

M & P TOOL PRODUCTS

Bins, Steel.....44

MAGIC

Stations, Lens Cleaning.....409
Tissues, Lens Cleaning.....409

MAGLINER

Dollies, Aluminum.....177
Hand Trucks.....148-149
Wheels.....148

MAGLITE

Flashlights
AA Cell.....1511
AAA Cell.....1509-1510
Belt Holsters.....1509-1511
CR123 Cell.....1511
D Cell.....1509-1510
Mini.....1509
Rechargeable.....1511
Traffic Wands.....1509

MAG-MATE

Bar Magnets.....1298
Ceramic Magnets.....1299
Cup Magnets.....1299
Ground Clamps, Welding.....1086
Grounds, Welding.....1086
Inspection Mirrors.....883
Magnetic Lifters.....198, 1298
Magnetic Retrievers.....1297-1298
Print Holders.....1298
Rare Earth Magnets.....1299
Squares, Welding.....1086
Strip Magnets.....1298
Sweeper Magnets.....286
Sweepers.....286

MAGNAFLUX

Fault Detectors, Welding.....1020, 1144
Non-Chlorinated Cleaners.....1020, 1144
Non-Chlorinated Developers.....1020, 1144
Penetrants, Water Based.....1144

MAKITA

Angle Drills, Electric.....1184
Angle Grinders, Electric.....916, 1163, 1168-1169, 1171
Battery Chargers, Cordless Drill.....1167
Chop Saws.....1174
Circular Saws, Heavy-Duty.....1177
Combo Kits.....1164-1166
Compressors, Air.....1262
Cordless Power Tool Batteries 1156-1157, 1160-1161, 1164, 1167
Cordless Screwdrivers.....1161, 1187
D Handle Drills.....1183
Demolition Hammers.....1187
Die Grinders, Electric.....1172
Drills, Drill / Drivers - Cordless.....1156-1158
Flashlights
12 V.....1162
18 V.....1162
Rechargeable.....1162
Hand Powered Drills.....1182
Heat Guns.....1190
Impact Wrenches
Cordless.....1160
Electric.....1181
Jig Saws
Heavy-Duty.....1178
Orbital.....1178
Mitre Saws.....1175
Nibblers.....1173
Palm Sanders.....1180
Power Scrapers.....1186
Reciprocating Saws, Electric.....1179
Shears, Power.....1173

MALLORY

Extension Poles.....297, 299
Round Nose Pliers.....364
Snow Brushes.....364
Snow Shovels.....364
Squeegees.....296, 299
Window Washers.....299

MAPA PROFESSIONAL

Chemical Resistant Gloves.....585, 589-590

MARIGOLD INDUSTRIAL

Chemical Resistant Gloves.....585, 589-590, 588-589
Gloves, High Voltage.....558

MARINO

Bags, Laundry.....303
Boot Brushes.....291
Broom & Mop Racks.....286
Buckets.....306
Carts, Laundry.....303
Floor Scrapers.....292
Garbage Cans.....272
Hand Scrubbers.....302, 320
Litter Pickers.....282, 383
Litter Scoops.....282, 383
Magnetic Brooms.....290
Nippers, End Cut.....282, 383
Plungers, Toilet.....349
Trigger Sprayers.....302, 320

MARKAL

Grease Pencils.....1142, 1445

Liquid Tip Markers.....	1445
Lumber Crayons.....	1142, 1444
Metal Markers.....	1444
Paint Markers.....	1142, 1443-1444
Paint Sticks.....	1142, 1443-1444
Permanent Markers.....	1445
Teflon® Tape.....	1027
Temperature Crayons.....	1142, 1445
Whiteboard Markers.....	1569

MARLEY INDUSTRIAL PRODUCTS

Portable Blowers.....	1060
Portable Heaters.....	1504
Radiant Heaters.....	1504
Wall Heaters.....	1504

MARSH

Fountain Brushes.....	799
Fountain Rollers.....	799
Hand Rollers.....	799
Stencil Inks.....	799

MASTER LOCK

Ball Valve Lockouts.....	780, 782-784
Bungee Cords.....	1455, 1457
Butterfly Valve Lockouts.....	783
Cable Lockouts.....	779
Circuit Breaker Lockouts.....	781
Dielectric Hasp Lockouts.....	780
Electrical Plug Lockouts.....	781
Electrical Switch Lockouts.....	781
Gate Valve Lockouts.....	784
Hasp Lockouts.....	764, 768-769, 780
Key Cabinets.....	1570
Key Tags.....	1570
Lock Labels.....	770
Lockouts	
Confined Space.....	784
Kits.....	772, 778-779
Stations.....	773-775
Padlock Caddy.....	773
Padlocks.....	110, 764-772
Pneumatic Fitting Lockouts.....	1250
Safes.....	1577
Tie-Downs.....	1456

MAT TECH

Anti-Fatigue Matting.....	908-909
Entrance Matting	
Carpet.....	886-887
Eco.....	886
Needle Rib.....	885
Pile.....	885-887
Polypropylene.....	885
Rubber.....	886-887, 909
Wiper.....	874, 885-887

MATRIX INDUSTRIAL PRODUCTS

Ceiling Mounted Heaters.....	1504
Drum Fans.....	1502
Fan Forced Heaters.....	1503
Floor Fans.....	1499
Office Fans.....	1499
Pedestal Fans.....	1497, 1499
Radiant Heaters.....	1503
Radiator Heaters.....	1503
Wall Clocks.....	1575
Wall Mounted Fans.....	1497, 1499

MAYFIELD

Funnels, Steel.....	993
Liquid Measures.....	993

MECHANIX WEAR

Anti-Vibration Gloves.....	606
Ergonomic Products, Gloves.....	602, 605
Impact Gloves.....	606
Leather Gloves.....	621, 1131

MEGAPRO

Multi-Tip Screwdrivers.....	1341
-----------------------------	------

MEGGER

Insulation Testers.....	1467
-------------------------	------

MELNOR

Garden Hoses.....	378
Guns, Garden Hose.....	376
Oscillators, Garden Hose.....	376
Repair Kits, Hose.....	377
Sprinklers, Garden Hose.....	376
Timers, Mechanical.....	378

MERIT

Backing Pads.....	922
Cartridge Rolls.....	929
Disc Holder Pads.....	922, 924
Flap Wheels.....	920
Power-Lock Discs.....	924
Resin Fibre Discs.....	922
Spiral Bands.....	929

METABO

Hammer Drills.....	1184
Heat Guns.....	1190

METALTECH

Extension Ladders.....	135
Scaffolding.....	141-143

METALWARE

Shelving Units	
Steel.....	62-67
Widespan.....	57

METRO

Garbage Cans.....	169
Security, Carts.....	77
Shelf Carts.....	77
Shelving Units	
Chrome.....	74
Plastic.....	75
Steel Wire.....	75
Utility Carts.....	169
Workbenches.....	120

MICRELL

Hand Cleaners, Lotion.....	324
Soap Dispensers.....	324

MIDWEST

Table Caddies.....	1557
--------------------	------

MILLER BY HONEYWELL

Anchorage Connectors.....	519
Arc Rated Harness.....	500, 560
Arc Rated Lanyards.....	510, 560
Beam Clamps.....	519
Beam Trolleys.....	519
Carabiners.....	520
Cross-Arm Strap Anchors.....	519, 560

D-Bolt Anchors.....	519
Fall Protection, Harnesses.....	497-499
Fall Protection Kits.....	505
Rescue Systems.....	492
Rope Grabs.....	520
Self-Retracting Life Lines.....	514-515
Shock Absorbing Lanyards.....	508-510
Tie-Back Lanyards.....	509-510
Vertical Life Lines.....	520
Welding Harnesses.....	500
Welding Lanyards.....	510

MILLSIDE

Wagons.....	370
-------------	-----

MILWAUKEE

Angle Drills, Electric.....	1184
Angle Grinders, Electric.....	916, 1163, 1168-1170
Bandsaws	
Metal Cutting.....	1178
Wood Cutting.....	1178
Battery Chargers, Cordless Drill.....	1167
Chop Saws.....	914, 1174
Circular Saws, Heavy-Duty.....	1162, 1177
Close Quarter Drills.....	1184
Combo Kits.....	1164-1166
Cordless Power Tool Batteries.....	1156-1164, 1167
Core Bits.....	1194
Coring Motors.....	1189
D Handle Drills.....	1183-1184
Die Grinders, Electric.....	1172
Drill Bits	
Hex Shank.....	1198
Through-Hole.....	1199
Two-Piece.....	1193
Drill Presses, Electromagnetic.....	1188-1189
Drills, Drill / Drivers - Cordless.....	1156, 1161, 1164
Flashlights	
12 V.....	1162
Rechargeable.....	1162
Floodlights.....	1162
Grease Guns.....	1161
Hammer Drill / Drivers.....	1157-1159
Hammer Drills.....	1158-1159, 1185-1187
Hand Chisels.....	1194
Hand Powered Drills.....	1182-1183, 1186
Heat Guns.....	1190
Hole Saw Arbors.....	1193, 1198
Hole Saws.....	1197-1198
Impact Wrenches	
Cordless.....	1159-1160
Electric.....	1181
Infrared Thermometers.....	1470
Jig Saws, Orbital.....	1178
Knockout Tools.....	1162
Mitre Saws.....	1176
Nibblers.....	1173
Palm Sanders.....	1180
Points, Cutting.....	1194
Reciprocating Saw Blades.....	1201
Reciprocating Saws	
Cordless.....	1163
Electric.....	1179
Rotary Cutters.....	1163
Rotary Hammers.....	1159, 1186-1187
Scaling Chisels.....	1194
Screw Guns.....	1187
Shears, Power.....	1173

MMF INDUSTRIES

Key Cabinets.....	1570
Key Racks.....	1570
Key Tags.....	1570

BRAND INDEX

MOBILE INDUSTRIES

Pallet Trucks.....	184-186
Stackers.....	180

MOLDEX

Disposable Respirators.....	450-451
Ear Muffs	
Headband.....	435
Hygiene Kits.....	435
Ear Plugs	
Dispensers.....	427
Disposable.....	426
Reusable.....	426, 429
Full Face Respirators.....	462
Half Mask Respirators.....	462
Hearing Bands.....	431
Respirators	
Cartridges.....	462
Welding.....	450

MONOFLO INTERNATIONAL, INC.

Pallets, Plastic.....	47
-----------------------	----

MORSE

Dollies, Drum.....	244
Funnels, Drum.....	241
Lifters, Drum.....	239-243
Rotators, Drum.....	248
Spotters, Drum.....	247
Tilters, Drum.....	239-240
Trucks, Drum.....	247
Tumblers, Pail.....	248
Upenders, Drum.....	250
Wrenches, Drum.....	250

MOTOROLA

Two-Way Radios.....	441-442
---------------------	---------

MR. CHAIN

Chain, Crowd Control.....	880
Posts, Crowd Control.....	880

MR. CLEAN

Floor Cleaners.....	317
---------------------	-----

MRB

Shrink Wrap Machines.....	1426
---------------------------	------

MSA

Docking Stations.....	485-486
Ear Muffs, Cap Mounted.....	439
Faceshields.....	413
Full Face Respirators.....	463
Gas Detectors	
Calibration Gas.....	485-486
Sensor.....	485-486
Half Mask Respirators.....	463-464
Hard Hats.....	417-418
Multi-Gas Detectors.....	485-486
Regulator, Calibration Gas.....	485-486
Respirators	
Cartridges.....	463-464
Filters.....	464
Single-Gas Detectors.....	485

MUR-VAN

Casters.....	1550
Office Seating.....	1554
Swivel Stools.....	1554
Task Seating.....	1550-1552, 1554

MUSCLE MATE

Bins, Steel.....	45
Floor Cranes.....	200, 202
Gantry Cranes.....	200
Jib Booms.....	201
Jib Cranes.....	201
Pallet Lifters.....	201
Shop Cranes.....	202
Truck Mounted Cranes.....	202

NALGENE

Bottles, Storage.....	28
Jars, Storage.....	28

NAS

Shelving Units, Steel.....	57
Tire Racks.....	78

NASHVILLE WIRE

Collapsible Containers.....	44
-----------------------------	----

NEOS

Overshoes.....	634
----------------	-----

NEPTUNE

Mixers	
Drum.....	249
Pail.....	249

NEXAL

MIG Wire, Aluminum.....	1138
-------------------------	------

NICHOLSON

File Cleaners.....	1307
File Handles.....	1307
Files, Sets.....	1306-1307
Flat Files.....	1302-1305
Hacksaws	
Blades.....	1300
Frames.....	1301
Half Round Files.....	1303
Half Round Rasps.....	1305
Round Files.....	1302, 1304
Round Rasps.....	1305
Square Files.....	1304
Thread Repair, Files.....	1307
Triangular Files.....	1304-1305

NILFISK

Vacuums, Wet / Dry.....	361, 688
-------------------------	----------

NOGA

Deburring Hand Tools.....	1308
---------------------------	------

NORTECH

Vacuums, Wet / Dry.....	361
-------------------------	-----

NORTH BY HONEYWELL

Anchorage Connectors.....	519
Bump Caps.....	417
Carabiners.....	520
Chemical Resistant Gloves.....	584, 592
Davits.....	491
Disposable Respirators.....	452
Emergency Escape Respirators.....	459
Faceshields.....	410-411
Fall Protection, Harnesses.....	501-502, 519
Fall Protection Kits.....	505-506

Full Face Respirators.....	458-459, 469
Glasses, Safety.....	397-398
Half Mask Respirators.....	458, 469
Hard Hats.....	416-417
PAPR Respirators.....	480
Rescue Hoist.....	492
Rescue Systems.....	492
Respirators	
Cartridges.....	460, 480
Filters.....	452, 459, 480
Rope Grabs.....	520
Sandblasting Gloves.....	591
Self-Retracting Lanyards.....	515
Self-Retracting Life Lines.....	515
Shock Absorbing Lanyards.....	510
Vertical Life Lines.....	520

NORTON

Backing Pads.....	927
Benchstand Belts.....	929
Circular Saw Blades.....	914
Crimped Filament Wheels.....	912-913
Cut-Off Wheels.....	912-915
Flap Discs.....	918-919
Grinding Wheels	
Bench Mounted.....	917, 1271
Type 27.....	915-916
Zirconium.....	913-915
Grip-On Discs.....	926
Portable Belts.....	928
Portable File Belts.....	928
Power-Lock Discs.....	924
Sandpaper.....	931
Stick-On Discs.....	926-927
Surface Conditioning Discs.....	934
Surface Conditioning Pads.....	933
Surface Conditioning Rolls.....	930, 934

NUCO

Caulking Guns.....	1023
Construction Adhesives.....	1029
Epoxies	
General Purpose.....	1023
Putty.....	1023
Foam Sealants.....	1023

OASIS

Water Filters.....	1585
Water Fountains.....	1585-1586

OATEY

Pipe Cements.....	1022
Plumbers' Putty.....	1022
Teflon® Tape.....	1416

OBERDORFER

Pumps, Drum.....	258
------------------	-----

OETIKER INC

Hose Repair Kits, Welding.....	1075
--------------------------------	------

OHAUS

Bench Scales.....	1491-1492, 1495
Floor Scales.....	1496
Platform Scales.....	1495
Portable Scales.....	1492

OIL-DRI

Absorbents.....	684
-----------------	-----

OLD DUTCH

Scouring Powder.....316

OLFA

Blades, Packaging Knife.....1425, 1430, 1434, 1438-1439, 1442
Cases, Blade Disposal.....1438
Knives, Packaging.....1425, 1430, 1434, 1438-1439, 1442
Scissors, Industrial.....1442
Utility Knives.....1442

OLYMPIC

Wire Measurers.....1484

OMEGA COMPRESSORS

Compressors, Air.....1263

OMNIGLOW

Lightsticks.....860

ONGUARD INDUSTRIES

Boot Covers.....632
Chemical Resistant Boots.....631
Chest Waders.....633
Hip Waders.....633
Knee Boots.....631-632
Overboots.....633
Overshoes.....633
Work Boots.....632

OPTREL

ADF Filters.....1124-1125
Beanies, Welding.....1125
Chest Protectors, Welding.....1125
Helmets, Welding.....1124-1125
Neck Protectors, Welding.....1125

ORBIS

Collapsible Containers.....45
Distribution Containers.....22-23
ESD Products, Bins.....25
Pallets, Plastic.....46-48, 1423

OSBORN

Brushes
Acid.....1141, 1145
Parts Cleaning.....993
Compressors, Air.....1264-1265
Paint Supplies, Brushes.....1046
Scrub Brushes.....291, 946
Wheel Brushes.....941, 1271

PACER

Pumps, Drum.....258

PANAVISE

Tilting Vises.....1296

PAPER MATE

Pencils.....1578
Pens, Office.....1578

PARCO

Bicycle Racks.....379

PARTLOW

Temperature Recorders.....1476

PELICAN

Cell Phone
Accessories.....443
Holders.....443
Equipment Cases.....1465
Flashlights
AA Cell.....1514, 1516, 1518
AAA Cell.....1514
C Cell.....1516
Coin.....1514
Mini.....1514
Waterproof.....1518
Floodlights.....1530
Task Lights.....1530

PELTOR

Ear Muffs
Cap Mounted.....436-438
Headband.....436-438
Neckband.....436-437
Two-Way Radios.....438-439

PERFIX INC.

Filing Cabinets, Lateral.....1563
Lockers, Steel.....107

PESOLA

Hanging Scales.....1493

PHOENIX INTERNATIONAL

Electrode Ovens.....1089
Rod / Electrode Containers.....1089

PICQUIC

Hex Square Drive Bits.....1340
Multi-Tip Screwdrivers.....1340

PLASTIC RECYCLING

Bollards.....865
Park Benches.....380
Parking Curbs, Traffic Control.....861
Picnic Tables.....380

PLASTICOR

Anti-Fatigue Matting.....906

PLEDGE

Furniture Polish.....319

PLUMB

Ball Pein Hammers
Fiberglass Handle.....1365
Wood Handle.....1365
Blacksmiths' Hammers.....1366
Brick Hammers.....1364
Claw and Ripping Hammers.....1364
Claw Hammers.....1364
Curved Claw Hammers.....1364
Double Faced Hammers.....1366
Scaling Hammers.....1364

POLARPRO

Forks, Cafeteria.....1583
Knives, Cafeteria.....1583
Spoons, Cafeteria.....1583

POLYAIR

Bubble Mailers.....1435

Bubble Pouches.....1435
Bubble Wrap.....1427
Foam, Packaging.....1427

PORTER CABLE

Belt Sanders, Electric.....1180

POST-IT

Message Pads.....1579

PR88

Hand Creams.....333

PRECISION BRAND

Feeler Gauge Stock.....1274
Shims.....1273-1274
Stock.....1274

PRECISION TWIST DRILL

Combined Drills & Countersinks.....961
Drill Bits
Jobber.....949-953
Silver & Deming.....954
Stub.....953-954
Taper Shank.....955

PRIME

Cord Reels, Extension Cords.....1537
Cord Sets, GFCI.....1539
Extension Cords
Double Outlet.....1541
Single Outlet.....1536, 1538, 1541
Triple Outlet.....1535-1536
Power Bars.....1541
Power Strips, GFCI.....1540-1541

PROBUILT PROFESSIONAL

Flashing Lights.....863
Fluorescent Lamps / Light Bulbs.....1529-1530
Task Lights.....1529-1530

PRODUITS RE-PLAST

Park Benches.....380
Picnic Tables.....380

PROTECTA

Anchorage Connectors.....516
D-Bolt Anchors.....516
Fall Protection, Harnesses.....496
Fall Protection Kits.....507
Rescue Systems.....490
Rope Grabs.....517
Self-Retracting Lanyards.....513
Self-Retracting Life Lines.....513
Shock Absorbing Lanyards.....508
Welding Harnesses.....496

PROTECTIVE LINING CORP

Inserts, Pail.....235
Liners, Drum.....235

PS DOORS

Security, Gates.....84

BRAND INDEX

PTC INSTRUMENTS

Hardness Testers	
Non-Metals.....	1479
Steel & Alloys.....	1479

PURDY

Paint Supplies, Brushes	1048
--------------------------------------	------

PURELL

Hand Sanitizer Dispensers	323-324
Hand Sanitizers	323-324, 760

PYROCHEM

Extinguishers, Fire	652
----------------------------------	-----

QRP

Disposable Gloves	596, 598
Fingercots	600

QUALITY RAILINGS

Dock Equipment	
Dockboards.....	215
Dockplates.....	215
Twin Ramps	214
Walkramps	214
Wheel Risers	215

QUANTUM STORAGE SYSTEM

Bin Racks	39
Bin Shelves	16, 21, 59
Cabinets, Storage	35
Distribution Containers	19
Gaylord Liners	4
Mobile Bins	6
Nesting Bins	19, 26
Shelf Bins	13, 15, 25
Small Parts Bins	25, 39
Stacking Bins	6, 13, 16, 21, 26
Storage, Stacking Bins	4

QUARTET

Audio-Visual Carts	1560
Whiteboard Dry Erase Wipes	1569

RABCO

Boot Brushes	889
---------------------------	-----

RALSTON MIRRORS

Inspection Mirrors	883
---------------------------------	-----

RAYTEK

Infrared Thermometers	1469
------------------------------------	------

RED KAP

Coveralls, Work	550
Lab Coats	550
Pants, Work	550
Shirts, Work	550
Shop Coats	550

REED

Air Quality Monitors	487, 1474
Alligator Clips	1460, 1463
Batteries, 6 Volt	1470
Bi-Metal Thermometers	1473
Carbon Monoxide Meters	487
Circuit Testers	1461

Clamp Meters

AC / DC.....	1466
Current Clamps.....	1461, 1466, 1468, 1540
True RMS.....	1460, 1466

Combustible Gas Detectors.....

	487
--	-----

Conductivity Meters.....

	1490
--	------

Digital Thermometers.....

	1473
--	------

Equipment Cases.....

	1461, 1464, 1471
--	------------------

Force Gauges.....

	1484
--	------

Hardness Testers

Non-Metals.....	1479
Steel & Alloys.....	1479

Heat Stress Meter.....

	645, 1475
--	-----------

Humidity Meters, Infrared.....

	1475
--	------

Hygrometers, Thermo.....

	1474, 1476
--	------------

Infrared Thermometers.....

	1469-1470
--	-----------

Inspection Cameras.....

Borescope.....	1376, 1485
	1485

Insulation Testers.....

	1467
--	------

Integral Probe Anemometers.....

	1486-1487
--	-----------

Laser Distance Kits.....

	1482
--	------

Laser Levels.....

	1461
--	------

LCR Meters.....

	1468
--	------

Light Meters, Digital.....

	1481
--	------

Manometers.....

	1487-1488
--	-----------

Moisture Meters.....

	1477
--	------

Motor Rotation Testers.....

	1468
--	------

Multimeters

AC/DC.....	1460, 1462
Electrical.....	1460
True RMS.....	1460

ORP Meters.....

	1490
--	------

pH Meters.....

	1490
--	------

Porosity Detectors.....

	1478
--	------

Pressure Gauges

Dry.....	1232, 1489
Liquid Filled.....	1489

Psychrometers.....

	1475
--	------

Refractometers.....

	1490
--	------

Sound Level Meters

Digital.....	440, 1480
Integral Probe.....	440, 1480-1481

Stem Thermometers.....

	1473
--	------

Stopwatches.....

	645, 1475, 1483
--	-----------------

Stroboscopes.....

	1483
--	------

Surface Mount Thermometers.....

	1473
--	------

Tachometers.....

	1482
--	------

Tally Counters.....

	1483
--	------

Temperature Probes.....

	1471, 1475
--	------------

Test Leads.....

	1463
--	------

Test Probes.....

	1463
--	------

Testers, Multi-Function.....

	1462
--	------

Thermal Cameras.....

	1470
--	------

Thermocouple Probes.....

	1471
--	------

Thermocouple Thermometers.....

	1429, 1471, 1474-1475
--	-----------------------

Thermometer / Hygrometers.....

	645, 1474-1476
--	----------------

Thickness Gauges.....

	1478-1479
--	-----------

Vane Anemometers.....

	1486
--	------

Vibration Meters.....

	1484
--	------

Voltage Testers.....

	1462
--	------

REELCRAFT

Cord Reels

Fluorescent.....	1532
Single Outlet.....	1532

Hose Reel Carts.....

	1237
--	------

Hose Reels.....

	1235-1237, 1532
--	-----------------

RELTON

Cutting Fluids

for all Metals.....	1148
for Aluminum.....	1148

Drill Bits

Masonry.....	1196
Splines-Shank.....	1196

Rotary Hammer Bits.....

	1195-1196
--	-----------

REMCO PRODUCTS

Scoops, Spill Control	687
Scrapers, Spill Control	687
Shovels, Spill Control	686
Squeegees	687

REMCON PLASTICS INCORPORATED

Lockers, Plastic	110
-------------------------------	-----

RICHARD

Blades, Packaging Knife	1440-1441
Flooring Knives	1441
Hawks	1053
Knives	
Drywall.....	1053
Packaging.....	1440
Linoleum Knives	1441
Mixers, Paint	1046
Paint Supplies, Accessories	1050
Putty Knives	1052
Razor Blades	1052
Roofing Knives	1441
Rubber Cutting Knives	1441
Sanders, Hand	1053
Sanding Blocks	1053
Saws, Drywall	1053
Scrapers, Drywall	1052
Spreaders, Adhesive	1053
Trowels, Drywall	1053
Utility Knives	1440-1441

RIDGID

Chain Wrenches	1372
Compound Leverage Wrenches	1372
Drain Augers	1375
End Wrenches	1373
Flaring Tools	1374
Hex Wrenches	1372
Inspection Cameras	1376, 1485
Offset Wrenches	1373
Spud Wrenches	1372
Straight Wrenches	1373
Strap Wrenches	1372
Toilet Augers	1375
Tubing Cutters	1374
Wrenches, Pipe	1373

RIEKE

Wrenches, Drum	250
-----------------------------	-----

RMP

Buckets	307
Carts, Janitorial	309
Degreasers	
Heavy-Duty.....	312, 315
Multi-Purpose.....	312
Disinfectants	314, 318
Floor Cleaners	310
Floor Signs	308
Garbage Bags	280-281
Hand Cleaners	
Gel.....	315, 326
Liquid.....	315, 326
Lotion.....	315, 326-327
Industrial Cleaners, Multi-Purpose	312
Toilet Bowl Cleaners	314
Wringers	307

RODO INDUSTRIES INC.

Folding Tables	1557
-----------------------------	------

ROPAK

Pails 27

ROSS H. BARBER

Water Filters 1586

RUBBERMAID

Air Fresheners 321-322

Angled Brooms 290

Ashtrays 283, 285, 383

Bathroom Faucets 350

Broom & Mop Racks 286

Buckets 306-307

Cabinets, Storage 98, 381

Caddy, Waste Container 266

Carts

Janitorial 275, 309

Laundry 303

Changing Tables 348

Cones, Crowd Control 296, 308

Containers, Poly 27

Coolers, Containers 1586

Corn Brooms 289

Dollies

Drum 244, 266

Waste Container 266, 276-277

Dusters, Janitorial 294, 320

Dustpans 290, 296

Expandable Gates 309

Extension Poles 288, 292, 294

Filing Trays 1577

Floor Signs 308

Food Handling Containers 175

Frames, Dust Mop 294-295

Garbage Cans 266-270, 272-275, 383, 761, 1577

Hand Scrubbers 292

Hoppers, Self-Dumping 171

Ladder Trucks 134

Lids, Waste Container 266, 268, 272, 276-277

Liners, Waste Container 267, 269-270, 273, 285

Measuring Cups 317

Microfiber Cloths 294

Mops

Dust 295

Wet 294, 304, 306

Pads, Cleaning 294

Panel Trucks 158-159

Platform Trucks

Plastic Deck 156-158

Semi-Live Skids 158

Structural Foam Deck 157

Portable Scales 1494

Push Brooms 288, 290

Recycling Containers 276-277, 1577

Sanitary Napkin Receptacles 349

Sheds, Portable 381

Shelf Carts 168

Shop Carts 169

Stacking Bins 26

Stacking Racks 157

Stepstools, Polyethylene 136, 1549

Sweepers 286

Tilt Trucks 172

Toilet Auto Flush Adapter 350

Trades Carts 169

Utility Carts 168-169

Wagons 157

Wheelbarrows 172, 370

Wringers 294, 307

RUBBERSET

Extension Poles 1048

Paint Supplies

Brushes 1047-1048

Foam Rollers 1049

Roller Covers 1049-1050

Rollers 1049-1050

Trays, Paint 1050

RUPTURESEAL

Spill Control, Leak Seal 683

RUST STOP

Rust Removers 1014, 1146

RUST-OLEUM

Caulking Guns 1018, 1045

Cleats 872

Coating, Hydrophobic 1045

Floor Repair 1018, 1045

Marking Paint 1040

Marking Wands 1040

Paint

Acrylic 1044

Alkyd 1041, 1043

Antislip 1045

Applicator 1040

Epoxy 1043

Floor 1019, 1044-1045

High Heat 1042

Line Striping 1039

Marking 1038

Rubber 1045

Sprayers, Paint 1042

Striping Machines 1039-1040

SAFCO

Audio-Visual Carts 1560

Chair Caddies 1554

Coat Racks 1581

Coffee Equipment 1584

Computer Desks 1560

Desk Lamps 1582

Ergonomic Products, Seating 1547

Filing Cabinets

Lateral 1565

Oversized Files 1566

Vertical 1565

Footrests 1549

Hangers, Clothes 1581

Mail Sorters 1566

Paper Clamps, Hanging 1565

Recycling Containers 278

Suggestion Boxes 1581

Task Seating 1550, 1552

Whiteboards 1569

SAFEBLEND

Air Fresheners 314

Antimicrobial Soap 326

Carpet Cleaners 317

Detergents, Laundry 317

Dish Detergents 316

Disinfectants 314, 318, 759

Floor Cleaners 310-311

Floor Finishes 311

Floor Sealers 311

Floor Stripper 311

Glass Cleaners 315

Hand Cleaners, Lotion 315

Industrial Cleaners, Multi-Purpose 312

Soap Dispensers 315

SAFECROSS

Ammonia Inhalants 734

Antiseptics and Ointments 748

Body Lotions 749

Butterfly Wound Closures 742

Coagulants 761

Compresses 729-732, 734-735, 743, 750

Cotton Tip Applicators 729, 732, 747

CPR

Masks 729-730, 762

Shields 729-735, 762

Disposable Gloves 729-735, 762

Elastic Bandages 731, 740

Fabric Bandages 734, 740

Footwear Odour Neutralizers 750

Forceps 751

Gauze Bandages 729-735, 743

Hydrogen Peroxide 748

Insect Sting Relief 749

Isopropyl Rubbing Alcohol 748

Kits

Burn Care 753

First Aid 729-739

Literature, First Aid 729-730, 732-734

Ointments, Burn Care 749

Plastic Bandages 729-735, 741

Providine® Solution 748

Splints 731, 734, 754

Support Bandages 731-732, 746

Tongue Depressors 734, 747

Triangular Bandages 729-735, 747

Tweezers, First Aid 751

SAFETY SUPPORTS INC.

Automotive Stands 209

Work Stands 209

SAFETY WHIPS

Flagstaffs 856

SALISBURY BY HONEYWELL

Arc Flash Clothing

Coats 556

Coveralls 556

Hoods 556-557

Overalls 556

Arc Flash Clothing Kits 556-557

Faceshields 557

Gloves, High Voltage 558-559

SAMUEL ACME

Buckles

Plastic 1421

Stainless Steel 1420

Edge Protectors 1421, 1423

Strapping

Machines & Tools 1420-1421

Poly 1421-1422

Stainless Steel 1420

SANFORD CANADA

Monitor Stands 1577

SANITAIRE BY ELECTROLUX

Vacuums, Upright 360

SCEPTER

Containers, Poly 671

Jerry Cans 671-672

Transfer Pumps 671

BRAND INDEX

SCRUBS

Wipes.....334, 338

SEBA

Flashlights, Rechargeable.....1518
Floodlights.....1526
Hand Lamps.....1526

SHARPIE

Liquid Tip Markers.....846, 1445, 1578
Permanent Markers.....1445, 1578

SHIELD FOR FIRST AID

Blankets, Burn Care.....753
Kits, Burn Care.....753
Lip Balm.....335, 384
Sunscreen.....335, 384

SHOCKWATCH

Impact Labels.....1430
Temperature Labels.....1429

SHOP VAC

Air Filters.....359
Dollies, Waste Container.....271
Garbage Cans.....271
Lids, Waste Container.....271
Portable Blowers.....359
Shop Sweepers.....286, 358
Vacuums
Accessories.....357-359, 688
Back Pack.....357
Portable.....358
Wet / Dry.....354-357, 688

SHOWA BEST GLOVE

Chemical Resistant Gloves.....584, 586-587, 590, 592
Coated Gloves.....562, 566-567, 569-570, 572-573, 593
Cut Resistant Gloves.....575-576, 578, 581
Disposable Gloves.....595, 597, 599
Heat Resistant Gloves.....624

SHURLITE

Flint Lighters.....1073
Flints.....1073

SIGNATURE FENCING

Barricades, Traffic Control.....309, 867

SKEETSAFE

Insect Repellent.....335, 384

SKY HOOK

Sky Hooks.....199

SLICE

Blades, Packaging Knife.....1441
Utility Knives.....1441

SLIDE SLEDGE

Slide Hammers.....1365

SOPER'S

Blankets, Fire Resistant.....656

SOUTHWORTH

Lift Tables.....179, 181
Pallet Lifters.....181

SPAENAUR

Flux.....1145

SPG STORAGE PRODUCT GROUP

Reel Racks.....78
Shelving Units, Steel.....78

SPIC N SPAN

Floor Cleaners.....310

SPRAYON

Aerosol Can Disposal Systems.....1037
Anti-Spatter.....1147
Anti-Static Cleaners.....1007
Brake Cleaners.....1005
CFC Free Degreasers.....319, 1003, 1007
Coil Cleaner.....1005
Contact Cleaners.....1007
Dry Lubricants, Synthetic.....1009, 1012
Dusters, Aerosol.....319, 1007
Flash Free Degreasers.....1007
Food Grade Cleaners, Non-Flammable.....1004
Food Grade Degreasers.....1004, 1007
Galvanizing Compounds.....1146-1147
Glass Cleaners.....315, 1004
Graffiti Removers.....319, 1005, 1043
Industrial Cleaners, Multi-Purpose.....319, 1004
Layout Fluids.....1148
Machinery Oil.....1011
Penetrants, Multi-Purpose.....1013
Rust Converters.....1148
Spray Lubricants.....1008-1012, 1018
Stainless Steel Cleaners.....319, 1004
Stencil Inks.....799

SQWINCHER

Sqwincher®.....648-649
Water Coolers.....650

STACKBIN

Bins, Steel.....40-41
Stacking Bins.....40-41
Stacking Racks.....41

STAEDTLER

Pencils.....1578
Permanent Markers.....1578

STANLEY BOSTITCH

Carton Staplers.....1447
Staple Removers, Packaging.....1447
Staples, Carton Staplers.....1447

STANPRO

Bay Lights.....1520
Fixtures, Light.....1520
Floodlights.....1520

STEINEL CANADA INC.

Heat Guns.....1191

STI

Fire Protection, Fire Alarm Protectors.....654
Key Boxes.....654

STORCAN

Conveyors.....224-225

STOREX

Filing Boxes.....1564

STREAMLIGHT

Batteries, C Cell.....1515
Battery Chargers.....1515
Flashlights
12 V.....1513
AA Cell.....1512-1513, 1515
AAA Cell.....1512
C Cell.....1512-1513
Hazardous Locations.....1513
N.....1513
Pocket.....1512, 1515
Rechargeable.....1513, 1515-1516, 1518
Tactical.....1512
Waterproof.....1513
Headlights, Hard Hat.....419
Lanterns
Cordless.....1516
Waterproof.....1518
Penlights.....1512
Spot Lights.....1516

STRIKE FIRST CORPORATION

Extinguishers, Fire.....651

STRONG HOLD

Cabinets, Storage.....99, 101-102
Shelving Units, Stainless Steel.....99
Shop Desks.....102
Shop Tables.....102

STRONGARM

Auto Body Repair Kits.....208
Automotive Stands.....207
Axle Jacks.....206, 208
Dollies
Mechanic's.....209
Wheel.....208
Engine Stands.....208
Garage Jacks.....206

SUMNER

Jacks, Pipe.....1115
Pipe Flange Aligners.....1115
Pipefitting Levels.....1115

SUNBEAM

Air Filters.....1500
Air Purifiers.....1500
Humidifiers.....1500

SUNLIGHT

Dish Detergents.....316

SUNNEX INC

Task Lights.....1523

SWAN

Guns, Garden Hose.....377

SWINGLINE

Shredders, Paper.....1580

SYNETIK

Ergonomic Products, Seating.....	1554
Office Seating.....	1553
Task Seating.....	209, 1134, 1553

TANITA

Weighing Scales.....	1492
----------------------	------

TECHSTAR PLASTICS INC

Box Trucks.....	173-175
Casters.....	171
Food Handling Containers.....	175
Hoppers, Self-Dumping.....	171
Nesting Bins.....	18
Pallets, Plastic.....	48
Recycling Containers.....	278-279
Salt & Sand Containers.....	363
Stepstands, Steel.....	136
Tanks, Storage.....	27

TENSATOR

Cones, Traffic Control.....	863
Frames, Crowd Control.....	880
Posts, Crowd Control.....	876-879
Rope, Crowd Control.....	879
Rope Ends, Crowd Control.....	879
Security, Gates.....	878
Wall Plates, Crowd Control.....	877

THE ANDERSEN COMPANY

Anti-Fatigue Matting.....	902-903, 905
Entrance Matting	
Pile.....	888
Rubber.....	888

THE HARRIS PRODUCTS GROUP

Cable Connectors, Welding.....	1084
Cutting Attachments, Welding.....	1065
Cutting Tips.....	1065
Cutting Torches.....	1065
Fillet Gauges.....	1073
Flux.....	1141
MIG Pliers.....	1088
Outfits, Welding.....	1062
Regulators, Welding.....	1066
Torch Handles.....	1065

THE SAFETY ZONE

Aprons.....	529-531
Boot Covers.....	527
Hair Nets.....	526-527
Hoods, General Protection.....	527
Lab Coats, General Protection.....	531
Shoe Covers.....	527
Sleeves	
Polypropylene.....	528
Vinyl.....	528

THERMO-HEAT

High Visibility Clothing, Hat/Toque.....	549
--	-----

THERMOID

Acetylene Hoses, Welding.....	1075
Gas Hoses, Welding.....	1075
Oxygen Hoses, Welding.....	1075

TILLSON BRANDS

Salt & Sand Containers.....	363
Scoops, Polyethylene.....	363

TILTWATCH

Handling Labels.....	1430
----------------------	------

TOPRING

Adjusting Valves.....	1232
Chucks, Air.....	1224
Cut-Off Tools, Air.....	1256
Desiccant Systems.....	1251, 1257
Drains, Air.....	1257
Filter/Regulator/Coalescing Filters.....	1257-1258, 1260
Filter/Regulator/Lubricators.....	1255, 1258-1259
Filter/Regulators	1255-1256, 1259
Guns	
Air.....	1225-1227, 1230
Sandblasting.....	1225
Hose Fittings.....	1234, 1247, 1250
Hose Reels.....	1234-1235
Hose Whips.....	1250
Hoses, Air.....	1234
In-Line Filters.....	1251, 1256
In-Line Lubricators.....	1251, 1256, 1261
In-Line Regulators.....	1232, 1256, 1261
Manifolds, Air.....	1250
Non-Sparking Tools, Wrenches.....	1256
Pneumatic Pipe Fittings.....	1247
Pneumatic Tube Fittings.....	1248
Pressure Gauges, Tire.....	1224
Quick Couplers.....	1246, 1248-1250
Tire Inflator Gauges.....	1224
Tire Pressure Gauges.....	1224
Vacuums, Accessories.....	1225
Valves, Safety.....	1232, 1257

TORK

Hand Towels.....	341
Paper Towel Dispensers.....	341-343
Paper Towels.....	341-344, 346
Toilet Paper.....	346
Toilet Paper Dispensers.....	346-347
Wipes.....	339
Wipes Dispensers.....	339

TRACTEL

Hoists, Manual.....	199
---------------------	-----

TRAMEX

Moisture Meters.....	1477
----------------------	------

TREND-PAK

Postal Tubes.....	1434
-------------------	------

TRI LITE MARS

Dock Lights	
Double Strut.....	219
Flexible.....	218-219
Incandescent.....	219
Single Strut.....	219
Stop & Go.....	220
Halogen Lamps / Light Bulbs.....	219
LED Lamps / Light Bulbs.....	219

TRI-ARC MANUFACTURING

Rolling Ladders.....	138-140
----------------------	---------

TRI-FLOW

Spray Lubricants.....	1008, 1010
-----------------------	------------

TRIPP LITE

Power Strips, GFCI.....	1542
UPS Systems.....	1542

TRUE TEMPER

Wheelbarrows.....	370
-------------------	-----

TRUMETER

Measuring Counters.....	1484
Measuring Wheels.....	1278, 1482, 1484
Ratchet Counters.....	1483

TUFF TIE

Cable Ties.....	1435
-----------------	------

TYDEN BROOKS

Tamper Seals.....	1451
-------------------	------

TYROLIT

Cut-Off Wheels.....	912, 914
Flap Discs.....	919
Grinding Wheels, Type 27.....	912, 916

ULTRATECH

Berms, Spill Control.....	681
Cable Protectors, Office.....	218
Drain Protectors.....	682
Drain Seals.....	681-682
Drum Equipment, Spill Pallets.....	704-705, 710
Shovels, Spill Control.....	686

UNION BUTTERFIELD

Countersinks.....	962
Hand Taps.....	956-957
Screw Extractors.....	960
Tap Wrenches.....	960

UNIROPE

Slings, Nylon.....	188
--------------------	-----

URBAN IMAGES

Salt & Sand Containers.....	363
-----------------------------	-----

UTICA

Torque Screwdrivers.....	1329
--------------------------	------

UVEX BY HONEYWELL

Faceshields.....	411
Glasses, Safety.....	391-396
Goggles, Safety.....	404-406, 1120
Solutions, Lens Cleaning.....	409
Stations, Lens Cleaning.....	409
Tissues, Lens Cleaning.....	409

VALLEYCRAFT

Dollies, Drum.....	244, 702
Lifters, Drum.....	238
Pallets, Plastic.....	46
Shelf Carts.....	161
Workbenches, Folding.....	121

VENREZ

Stacking Chairs.....	1555
----------------------	------

VERTEX STANDARD

Two-Way Radios.....	442
---------------------	-----

BRAND INDEX

VESTIL

Agricultural Jacks.....	207
Bollards.....	87
Dollies	
Drum.....	244
Mechanic's.....	209
Polyethylene.....	177
Wheel.....	177
Extensions, Forklift.....	187
Lift Tables.....	178, 181
Lifters, Drum.....	242-243
Machinery Rollers.....	205
Openers, Pail.....	250
Pallet Trucks.....	186
Pallets, Aluminum.....	48
Pry Dollies.....	177
Security, Gates.....	216
Shelving Units, Stainless Steel.....	78
Stairway Ladders.....	140
Sweepers.....	286
Wire Spool Carts.....	167
Work Positioners.....	181

VIBRASYSTEMS

Anti-Vibration Pads.....	1272
Cupmounts.....	1272
Isolators, Vibration.....	1272
Leveling Mounts.....	1272

VIKING

Flame Resistant Clothing, Rainwear.....	542, 548
Flame Retardant Clothing, Jackets.....	542, 548
High Visibility Clothing	
Jackets.....	547-548
Pants.....	548
Parkas.....	547
Sweatshirts.....	547
T-Shirts.....	547
Vests.....	546-547
Hoods, Rain.....	542, 548
Jackets, Rain.....	542, 551
Overalls, Rain.....	542
Pants, Rain.....	551-552
Parkas.....	552
Seat Cover, Automotive.....	546
Vests, Traffic Control.....	545-546
Work Boots.....	633

WAGNER

Guns, Air.....	1051
Sprayers, Paint.....	1051

WALTER SURFACE TECHNOLOGIES

Anti-Spatter.....	1147
Cutting Fluids	
for all Metals.....	1148-1149
for Steel.....	1148
Degreasers, Multi-Purpose.....	319, 1003
Food Grade Degreasers.....	1004

WATERLOO

Tool Storage	
Boxes.....	1394
Cabinets.....	1395
Chests.....	1394-1395

WD-40

3-in-1.....	1012
Dry Lubricants, Silicone.....	1010
Engine Degreasers.....	1015
Spray Lubricants.....	1011, 1018
WD-40®.....	1004, 1013

WEARWELL

Anti-Fatigue Matting.....	891-894, 896-897, 899-900, 905, 907
Anti-Static Matting.....	560, 903-904
Entrance Matting	
Rubber.....	888
Vinyl.....	901
Eyewash Stations, Matting.....	727, 893
Grounding Mats.....	904
Matting, Welding.....	904, 1119

WELD-AID

Anti-Spatter.....	1143
-------------------	------

WELDCOTE METALS

Brazing Alloys.....	1139
Flux.....	1141
MIG Wire	
Bronze.....	1138
Copper.....	1138
Steel.....	1135, 1137
Plasma Cutter Guides.....	1069
Solder.....	1140
Stick Electrodes.....	1136-1137, 1139
TIG Rods.....	1136-1138, 1140

WELDCRAFT

Air (Gas) Cooled Torches.....	1101
Alumina Nozzles.....	1104-1106
Back Caps, TIG Torch.....	1108
Collet Bodies, TIG Torch.....	1107-1109
Collets, TIG Torch.....	1105-1109
Gas Hoses, Welding.....	1110
Insulators, TIG Torch.....	1108
Lava Nozzles.....	1105
Power Cable Adapters, TIG Torch.....	1109
Power Cables, TIG Torch.....	1110
Water Cooled Torches.....	1103-1105
Water Hoses, Welding.....	1110

WELD-MATE

Air (Gas) Cooled Torches.....	1101
Alumina Nozzles.....	1106
Aprons, Leather.....	1132
Back Caps, TIG Torch.....	1108
Beanies, Welding.....	1133
Bibs, Leather.....	1132
Blankets, Welding.....	1118
Cable Connectors, Welding.....	1084-1085
Cable Lugs, Welding.....	1085
Cable Protectors, Welding.....	1110
Casters.....	1119
Chaps, Welding.....	1132
Chipping Hammers, Welding.....	1087
Collet Bodies, TIG Torch.....	1107-1108
Collets, TIG Torch.....	1107
Conductor Tubes, MIG Gun.....	1096
Contact Tips, MIG Gun.....	1094-1097
Cutting Tips.....	1070-1071
Diffusers, MIG Gun.....	1095-1097
Electrode Holders.....	1084
Flint Lighters.....	1073
Flints.....	1073
Gas Hoses, Welding.....	1110
Gloves, Welding.....	619-621, 1129-1131
Goggles, Welding.....	1120
Gouging Electrodes.....	1087
Gouging Torches.....	1087
Ground Clamps, Welding.....	1086
Hand Pads.....	621, 1131
Head Assemblies, MIG Gun.....	1095
Helmets, Welding.....	1123
Insulators, TIG Torch.....	1108
Jackets, Leather.....	1132
Lava Nozzles.....	1105
Liners, MIG Gun.....	1095-1097

Magnifier Plates.....	1128
MIG Guns.....	1094-1096
MIG Pliers.....	1088
MIG Wire, Steel.....	1135
Nozzle Reamers.....	1088
Nozzles, MIG Gun.....	1095-1097
O-Rings, MIG Gun.....	1095
Power Cable Adapters, TIG Torch.....	1109
Power Cables, TIG Torch.....	1110
Pressure Gauges, Dry.....	1068
Retaining Rings, MIG Gun.....	1095
Rod / Electrode Containers.....	1089, 1134
Scratch Brushes.....	947, 1087
Screens, Welding.....	1119
Sleeves, Welding.....	1132
Soapstone.....	1143
Spats, Welding.....	1132
Squares, Welding.....	1086
Sweatbands.....	420, 1133
Tip Cleaners.....	1073
Tip Refacers.....	1073
Triggers, MIG Gun.....	1095
Water Cooled Torches.....	1103
Water Hoses, Welding.....	1110

WELLER

Butane Torches.....	1080
Soldering Guns.....	1080-1082
Soldering Irons.....	1080-1082
Soldering Stations.....	1082

WESCO

Extensions, Forklift.....	242
Gauges, Drum.....	251
Hand Trucks.....	149-151
Lift Tables.....	179, 184
Lifters, Drum.....	238-239, 242-243
Pallet Lifters.....	184
Pallet Trucks.....	185-186
Stackers.....	180
Trucks, Drum.....	247

WESTCOTT

Clipboards.....	1579
-----------------	------

WESTERN ENTERPRISES

Flashback Arrestors.....	1074
Hose Repair Kits, Welding.....	1075
Propane Torches.....	1064
Quick-Connects, Welding.....	1074
Y Connections, Hose.....	1074

WHITE LIGHTNING

Caulk.....	1025
Sealants, Silicone.....	1025

WILTON

Angle Vises.....	1295
Bar Clamps.....	1287
Bench Vises.....	1294
C-Clamps.....	1289
Drill Press Vises.....	1295
Machine Vises.....	1295
Quick Clamps.....	1288
Tilting Vises.....	1295

WINDEX

Glass Cleaners.....	315
---------------------	-----

WIPECO

Paint Supplies	
Accessories.....	1054
Cloths.....	1054
Drop Sheets.....	1054
Rags.....	338, 1054

WISS

Fabric Shears.....	1357
Hand Crimpers, HVAC.....	1359
Hand Seamers, HVAC.....	1359
Nippers, End Cut.....	1357
Scissors	
Electrician.....	1357
General Purpose.....	1356
Industrial.....	1356-1357
Shears, Industrial.....	1356
Snips	
All Purpose.....	1357-1359
Duckbill.....	1357
Grape & Orchard.....	1357
Metal Cutting.....	1358-1359

WMH TOOL GROUP INC.

Bar Clamps.....	1284
------------------------	------

WOBBLELIGHT

Task Lights.....	1529
-------------------------	------

WOODHEAD CANADA LTD

Tool Balancers.....	203
----------------------------	-----

WORKSMAN

Tricycles.....	161
-----------------------	-----

WORLD DRYER

Hand Dryers.....	351
-------------------------	-----

ZENITH SAFETY PRODUCTS

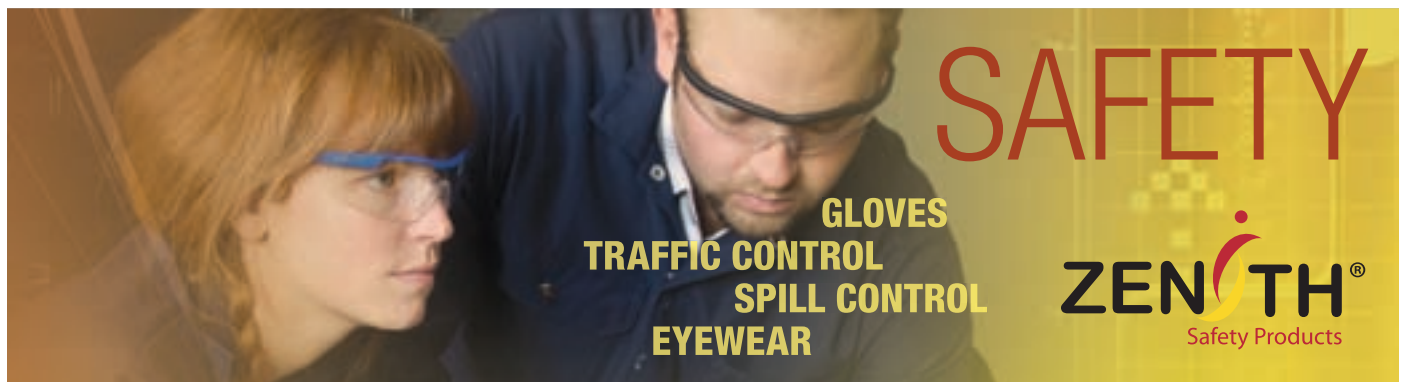
Absorbents.....	684-685, 691-692
Anti-Fatigue Matting.....	894, 902
Anti-Skid Tape.....	872
Anti-slip Snow Shoes.....	636
Aprons.....	530, 533
Arm / Leg Bands, Traffic Control.....	548
Back Supports.....	641

Barricade Tape.....	868
Barricades, Traffic Control.....	83, 867, 874
Bars, Traffic Cone.....	863
Base, Crowd Control.....	874
Battery Acid Neutralizers.....	686
Blankets, Fire Resistant.....	656
Booms, Spill Control.....	679
Boot Sanitizer.....	907
Chemical Resistant Gloves.....	583-584, 586-588, 590-592
Circular Saws, Framing.....	872
Clean Room Matting.....	907
Cleats.....	872
Coated Gloves.....	562-568, 570-574, 578, 591-592, 627-628
Cones, Traffic Control.....	862
Convex Mirrors.....	882
Coveralls, General Protection.....	532-533, 689-693, 697
Cut Resistant Gloves.....	575, 613
Delineators, Traffic Control.....	863
Disposable Dust Masks.....	447
Disposable Gloves.....	594-595, 597-600
Disposable Respirators.....	447
Dollies, Drum.....	244, 702
Dome Mirrors.....	881, 883
Drain Protectors.....	682
Drain Seals.....	682
Drip Pans.....	252, 680
Entrance Matting	
Rubber.....	888
Vinyl.....	901
Ergonomic Products, Gloves.....	601
Face Mask.....	447
Flame Resistant Clothing, Rainwear.....	541
Flat Mirrors.....	882
Folding Gates.....	83, 309, 867
Foot Guards	
Plastic.....	637
Steel.....	637
Glasses	
Cases.....	407
Cord Retainers.....	408
Safety.....	386-390
Gloves	
Canvas Cotton.....	628
Cotton.....	612
Goggles, Safety.....	404, 412, 689-697
Hair Nets.....	526
Hard Hats.....	418
Harnesses, Traffic Control.....	548
Hazardous Materials Cabinets.....	658
Heat Resistant Gloves.....	623-624
High Visibility Clothing	
T-Shirts.....	547
Vests.....	545
Inspection Gloves.....	625

Jersey Gloves.....	628-629
Kits, Spill Control.....	689-698
Knit Gloves.....	626
Lab Coats, General Protection.....	532-533
Leather Gloves.....	608-613, 618
Megaphones.....	444
Neutralizers, Spill Control.....	686, 697
Pads, Spill Control.....	673-678, 680
Parking Curbs, Traffic Control.....	861
Pillows, Spill Control.....	680
Posts, Crowd Control.....	874-875
Rag Rugs, Spill Control.....	679
Rolls, Spill Control.....	673-678, 689-690
Scoops, Polypropylene.....	694
Shoe Covers.....	527
Sleeves	
Cotton.....	528
Vinyl.....	528
Socks, Spill Control.....	680
Solutions, Lens Cleaning.....	409
Speed Bumps, Traffic Control.....	860
Stations, Lens Cleaning.....	409
Suits, Rain.....	540
Toe Guards.....	637
Towellettes, Lens Cleaning.....	409, 465, 760
Vests, Traffic Control.....	545
Waiter's / Parade Gloves.....	625
Wall Plates, Crowd Control.....	875
Winter Lined Gloves.....	549, 571, 609, 611, 613-618
Winter Liners.....	418, 553

ZIPWALL

Paint Supplies	
Wall Barriers.....	1054



-A-

Abrasives

Backing Pads.....	921-922, 925, 927, 935
Benchstand Belts.....	929
Bristle Brushes.....	921, 1271
Bristle Discs.....	921
Buffing Compounds.....	937
Buffing Wheels.....	937
Cartridge Rolls.....	929
Crimped Filament Wheels.....	912-913
Cup Brushes.....	945
Cut & Polish Wheels.....	938
Cut-Off Wheels.....	912-916
Deburring Wheels.....	936, 938, 1271
Disc Holder Pads.....	922-925, 927, 935-936, 938
End Brushes.....	940, 942, 944
Files.....	1302-1307
Finishing Wheels.....	938
Flap Brushes.....	937
Flap Discs.....	918-919
Flap Wheels.....	919-920, 937
Grinding Wheels.....	912-917, 1271
Grip-On Discs.....	926
Portable Belts.....	928
Portable File Belts.....	928
Rasps.....	1305
Resin Fibre Discs.....	922-923, 925
Rolo™ / Power-Lock Discs.....	924-925, 935
Sanding Sponges.....	933
Sandpaper.....	930-932
Scratch Brushes.....	946-947, 1087
Spiral Bands.....	929
Stick-On Discs.....	926-927
Surface Conditioning Belts.....	937
Surface Conditioning Discs.....	934-936, 938
Surface Conditioning Pads.....	302, 933-934, 938
Surface Conditioning Rolls.....	930, 933-934
Tube Brushes.....	945
Wheel Brushes.....	941-944, 1271
Absorbents	684-685, 691-692
Accelerators, Adhesive	1032
Accident Prevention Tags	786-788, 790
Acetaminophen	752
Acetone	1037
Acetylene Hoses, Welding	1075
Acrylic Coating	1040, 1042-1044
Acrylic Paint	1040, 1042-1044
Adapters, Power Cable	1109
Adaptors, Pipe Thread	1240
ADF Filters	1121, 1124-1126
Adhesive Bandages	741
Adhesives	
Accelerators.....	1032
Acrylic.....	1034
All Purpose.....	1023
Carpenters' Glue.....	1029
Caulk.....	1025
Caulking Guns.....	1018, 1023-1024, 1035, 1045, 1161
Construction & Floor.....	1029
Contact Cement.....	1029
Epoxies.....	1020-1021, 1023, 1033-1034
Epoxy Applicators.....	1021, 1035
Floor Repair.....	1018-1019, 1045
Floor Sealers.....	1019
Glue Guns.....	1035-1036, 1418
Glue Sticks.....	1036, 1418
Instant.....	1031-1032
Pipe Cements.....	1022
Plumbers' Putty.....	1022
Primers.....	1032
Spray.....	1036, 1418
Spreaders.....	1053
Structural.....	1032-1034
Tape.....	1020, 1415
White Glue.....	1029
Wood Glue.....	1029
Adjustable Reamers	985

Adjustable Wrenches	1309-1312, 1330, 1332
Adjusting Valves	1232
Admittance Signs	803-810, 813
Aerosol Can Disposal Systems	1037
Agricultural Jacks	207-208
Air (Gas) Cooled Torches	1101, 1103-1104
Air Conditioners	1500
Air Filters	359, 1058, 1500, 1506
Air Fresheners	314, 321-322
Air Operated Pumps	258
Air Products	
Adjusting Valves.....	1232
Air Dryers.....	1251, 1257
Ball Valves.....	1231
Butterfly Valves.....	1231
Chucks.....	1224
Compressors.....	1262-1265
Cut-Off Tools.....	1204
Drains.....	1257
Filters.....	1251, 1255-1260
Guns.....	1035, 1051, 1225-1230
Hose Fittings.....	1234, 1239, 1247, 1250
Hose Reel Carts.....	1237
Hose Reels.....	1076, 1234-1237, 1532
Hose Whips.....	1250
Hoses.....	1207, 1233-1235
In-Line Regulators.....	1232, 1256, 1261
Lubricators.....	1251, 1256, 1261
Manifolds.....	1250
Pipe Fittings.....	1228, 1240-1244, 1247
Piping.....	81
Pressure Gauges.....	1058, 1224
Quick Couplers.....	1207, 1233, 1246, 1248-1250
Safety Valves.....	1232, 1257
Tire Inflator Gauges.....	1224
Tube Fittings.....	1239, 1248
Tubing.....	1239
Air Purifiers	1500
Air Quality Monitors	487, 1474
Air Tool Oil	1037, 1261
Air Tools	
Buffers.....	1221
Chippers.....	1088, 1207, 1213
Drills.....	1205, 1209, 1221-1223
Engravers.....	1212, 1223
Grinders.....	1204, 1211-1212, 1215, 1220, 1222-1223
Hammers.....	1213
Sanders.....	1207, 1211-1213, 1216-1221
Saws.....	1214
Scalers.....	1207, 1214
Screwdrivers.....	1207, 1209, 1211, 1222
Shears.....	1214
Wrenches.....	1205-1206, 1208, 1210, 1214, 1222
Aircraft Cables	194
Airport Windsocks	871
Airway Kits	763
Aisle Marking Tape	869-870
Aisle Signs	12, 48
Alarms, Smoke	655
Aligners, Pipe Flange	1115-1116
Aligning Punches	1369
Alkyd Coating	1040-1041, 1043-1044
Alkyd Paint	1040-1041, 1043-1044
Alligator Clips	1460, 1463
Alloys, Brazing	1139
Alumina Nozzles	1104-1106
Aluminized Gloves	624
Aluminum Cleaners	1145
Aluminum Foil	1583
Aluminum Foil Tape	1020, 1415
Ambient Air Pump Respirators	466, 481, 1127
Ammonia Inhalants	734, 763
Anchorage Connectors	516-517, 519
Anchors	
Beam Clamp.....	517
Cross-Arm Strap.....	519, 560
D-Bolt.....	516, 519
Friction Bolt.....	516

Anemometers	
Integral Probe.....	1486-1487
Vane.....	1486
Angle Clamps	1285
Angle Drills	
Air.....	1222
Electric.....	1184
Angle Grinders	
Air.....	1204, 1211, 1215, 1222
Electric.....	916, 1163, 1168-1171
Angle Vises	1295
Angle Wrenches	1335
Angled Brooms	290
Annular Cutters	972, 1193
Antibacterial Soap	324-325, 329, 332
Antibacterial Wipes	318, 465, 759-760
Anti-Fatigue Matting	891-909
Anti-Freeze	1144
Anti-inflammatory	752
Antimicrobial Soap	326
Anti-Seize	1016
Antiseptics	
Benzalkonium Towelettes.....	729-735, 748
Dettol™.....	748
Hydrogen Peroxide.....	734, 748, 759
Isopropyl Rubbing Alcohol.....	748
Providine® Solution.....	748
Antiseptics and Ointments	729-732, 745, 748-749
Anti-Skid Cleats	872
Anti-Skid Tape	872-873
Antislip Floor Coating	1045
Anti-Slip Floor Coatings	873, 1019
Antislip Floor Paint	1045
Anti-slip Snow Shoes	636
Anti-Spatter	1143, 1145, 1147
Anti-Static Cleaners	1007
Anti-Static Matting	560, 903-904
Anti-Vibration Gloves	606-607
Anti-Vibration Hammers	1364-1365
Anti-Vibration Pads	1272
Appliance Trucks	150, 1454
Aprons	
Chemical Resistant.....	530-531, 533
General Protection.....	529, 534
Heat Resistant.....	551
Leather.....	1132
Limited Use.....	530-531, 533
Tool.....	1391
Welding.....	1132
Arbor Presses	208
Arbors, Hole Saw	1193, 1198
Arc Flash Clothing	
Coats.....	556
Coveralls.....	554-556
Hoods.....	556-557
Jackets.....	555
Overalls.....	555-556
Pants.....	554
Shirts.....	554
Arc Flash Clothing Kits	556-557
Arc Rated Harness	500, 560
Arc Rated Lanyards	510, 560
Archive, Shelving	57
Arm, Splints	731, 734, 754
Arm / Leg Bands, Traffic Control	548
Arrestors, Welding Torch	1074
Ashtrays	236, 283-285, 383, 657
Audio-Visual Carts	1560-1561
Auger Bits	1199
Augers	
Drain.....	1375
Toilet.....	1375
Auto Body Repair Kits	208
Auto-Ignite Torches	1064
Automatic Brake Winches	195
Automotive	
Carburetor Cleaner.....	1015
Windshield De-Icer.....	1015
Automotive Cleaners	
Diesel Conditioner.....	1015
Automotive Seat Cover	280, 546
Automotive Stands	207, 209

Axes	
All-Purpose.....	368
Carpenter.....	368
Axial Blowers	488-489
Axle Jacks	206, 208
-B-	
Back Caps, TIG Torch	1108
Back Supports	641-642
Backboard, Spinal	755
Backing Pads	921-922, 925, 927, 935
Backpack, Hydration	647
Bag Sealing Tape	1436
Bags	
Garbage.....	278, 280-282, 348-349, 383, 761
Laundry.....	303
Paper.....	1435
Poly.....	1436
Static.....	1435
Tire.....	280
Tool.....	1391-1393, 1464
Balaclavas	553
Balancers, Tool	203
Ball Pein Hammers	
Anti-Vibration.....	1365
Fiberglass Handle.....	1365
Non-Sparking.....	1380
Wood Handle.....	1309-1310, 1312, 1362, 1365
Ball Valve Lockouts	780, 782-784
Ball Valves	1231
Balometers	1488
Bandages	
Adhesive.....	741
Butterfly Wound Closures.....	742
Compresses.....	729-730, 734-735, 743, 746
Elastic.....	731, 740, 746
Fabric.....	734, 740-742, 745
Gauze.....	729-735, 743
Plastic.....	729-735, 741-742, 745
Plastic Strips.....	734, 742
Self-Stick.....	742, 746
Spray.....	742
Support.....	731-732, 746
Transparent.....	741
Triangular.....	729-735, 747
Wound Closures.....	742, 745
Banding Film	1425
Bands	
Hearing.....	430-431
Spiral.....	929
Bandsaws	
Metal Cutting.....	1178
Wood Cutting.....	1178
Bankers® Boxes	1564
Banners, Traffic Control	859
Bar, Grab	350
Bar Clamps	1284-1287
Bar Magnets	1298
Bar Racks	53
Barricade Tape	868
Barricades, Traffic Control	83, 309, 867, 874
Bars	
Cargo.....	212, 1457
Crowbars.....	368, 1380
Jack.....	1457
Pinch.....	1367, 1380
Power.....	1541
Pry.....	1309-1312, 1340, 1366-1367, 1380, 1386
Rolling Head.....	1367
Traffic Cone.....	863
Wrecking.....	1366
Base, Crowd Control	874
Basins	731, 734, 751, 758
Baskets, Dipping	992
Bathroom Faucets	350
Bathroom Mirrors	350
Baths, Eye	728, 734

Baton Light858, 860	Drill948-955, 963-972,1193, 1196, 1198-1199	Boxes	Bushings, Pipe Thread1240, 1243
Batteries	Forstner1199-1200	Corrugated Paper1431	Butane Torches1080, 1083
1.5 Volt.....1507	Hammer1195-1196	Filing.....1564	Butterfly Valve Lockouts783
12 Volt.....1507, 1522	Hex1344	Jobsite.....36, 1394, 1401-1407	Butterfly Valves1231
3 Volt.....1507, 1515	Hex Square Drives1340, 1343	Key.....654	Butterfly Wound Closures742
6 Volt.....223, 1470, 1507, 1517, 1522	Nutsetters1343	Mailboxes.....1576	
9 Volt.....655, 1507	Posidriv®1345	Mailers.....1434	
AA Cell.....419, 444, 1507,1509, 1511-1512, 1514-1519,1529, 1572-1574	Prentice969-970	MSDS.....667	
AAA Cell.....1507, 1509-1510, 1519, 1572	Rotary Hammer1195	Outlet.....1539	
C Cell.....444, 1507, 1515-1516, 1518	Slotted1344-1345	Suggestion.....1581	
Cordless Power Tools.....1156-1164, 1167	Square Recess1344-1345	Tool Storage.....1309-1311, 1393-1394	
D Cell.....866, 1507, 1509-1510, 1517-1518	Torque1343	Braces, Tennis Elbow643	
Battery Acid Neutralizers686, 1037	Torx®1343-1344	Brackets, Gas Cylinder1079	
Battery Chargers1167, 1507, 1515	Tri-Wing1344	Brake Cleaners1005, 1015	
Cordless Drill.....1167	Blacksmiths' Hammers1366	Brakes, Caster231	
Flashlight.....1515	Blade Disposal Case1438	Brass Hammers1365	
Battery Cleaners1015	Blades	Brass Tags793	
Battery Coolant Checkers1490	Circular Saw.....914, 1202-1203	Brazing Alloys1139	
Battery Equalizers1037	Combination Saw.....1203	Brazing Tips1064	
Bay Lights1520	Cut-Off.....1203	Breaker Hammers1187	
Beaded Chain794	Mitre Saw.....1203	Brick Hammers1364	
Beam Clamp Anchors517	Packaging Knife.....1425, 1430, 1434, 1438-1442	Bristle Brushes921, 1271	
Beam Clamps199, 519	Razor.....1052	Bristle Discs921	
Beam Trolleys190, 519	Reciprocating Saw.....1201	Broadcast Spreaders364, 370	
Beams, Decking & Shoring212, 1457	Blank Tags791-793, 1448	Broom & Mop Racks286	
Beanies, Welding1125, 1133	Blankets	Brooms	
Bearing Greases1017	Burn Care.....753	Angled.....290	
Belt Dressing1012	Emergency.....756	Corn.....289-290	
Belt Holsters, Flashlight1509-1511	Fire Resistant.....656, 753	Magnetic.....290	
Belt Sanders	First Aid.....729, 732, 756-757	Push.....287-290, 301	
Air.....1213, 1216-1217, 1220-1221	Moving.....1454	Spill Control.....687	
Electric.....1180	Welding.....1118	Switch.....290	
Belts	Blast Cabinets1056-1057	Water.....377	
Benchstand.....929	Bleach314	Brushes	
Portable.....928	Blood Pressure Monitors756	Acid.....1141, 1145	
Portable File.....928	Blow Guns1225-1227, 1230	Boot & Shoe.....291, 889	
Surface Conditioning.....937	Blowers	Bristle.....921, 1271	
Tool.....1389	Axial.....488-489	Cup.....945	
Bench Cans992	Centrifugal.....489	End.....940, 942, 944	
Bench Grinders917, 1270	Portable.....359, 488, 1059-1060	Flap.....937	
Bench Scales1433, 1491-1495	Boards, Directory1569	Fountain.....799	
Bench Vises1293-1294	Body Lotions749	Maintenance.....26, 300-301, 1383, 1386	
Benches	Bollards54, 85, 87, 865	Paint.....1046	
Locker Room.....108, 382	Bolt Cutters1360-1361	Parts Cleaning.....993	
Packaging.....1433	Bolt Holder Pliers1349	Pot.....26, 301	
Park.....380	Bolt Removal Penetrants1013	Scratch.....946-947, 1087	
Service.....123-125	Bolts	Scrub.....26, 291, 300, 946	
Shipping.....1433	Carriage.....85, 89	Snow.....364	
Work.....103, 112-117, 120-123, 125, 1432	Eye.....194	Toilet Bowl.....349	
Benchstand Belts929	Bonding & Grounding Wires252-253, 665	Tube.....945	
Benzalkonium Towelettes729-735, 748	Bookcases1567	Vehicle.....292	
Berms, Spill Control681, 711-712, 714	Booms	Wheel.....941-944, 1271	
Bevels1280-1281	Jib.....201	Whitewash.....292	
Bibs	Spill Control.....679	Window.....292	
Leather.....1132	Booster Cables1542	Bubble Mailers1435	
Welding.....1132	Boot, Decontamination907	Bubble Pouches1435	
Bicycle Racks379	Boot & Shoe Cleaners889	Bubble Wrap1427	
Bi-Metal Thermometers1473	Boot Brushes291, 889	Buckets305-307	
Bin Carts7-8	Boot Covers289, 527, 534, 632, 889	Buckles	
Bin Racks8-9, 11, 39, 121	Boot Sanitizer907	Plastic.....1421-1422	
Bin Shelves6, 11, 15-17, 21, 59-60	Boot Trays889	Poly.....1422	
Bin Support Panels7	Boots	Stainless Steel.....1420	
Binders1579	Chemical Resistant.....631	Steel.....1421	
MSDS.....849	Knee.....631-632	Buffers, Air1221	
SDS.....849	Waders.....633	Buffing Compounds937	
Bins	Winter.....635-636	Buffing Wheels937	
ESD.....25	Work.....632-633	Bump Caps415, 417	
Mobile.....6	Borescope, Inspection Cameras1485	Bump Guard, Forklift186	
Nesting.....18-19, 26	Bottle Jacks206	Bumpers, Dock213	
Revolving.....29	Bottles	Bung Wrenches250	
Shelf.....13-15, 25	Dispenser.....672	Bungee Cords1455, 1457	
Small Parts.....11, 25, 31, 39	Storage.....28	Burn Care	
Stacking.....4-6, 13-14, 16-17, 21, 26, 40-41	Box Sealing Tape1410-1411, 1413, 1429	Blankets.....753	
Stacking Container.....4	Box Sealing Tape Dispensers1411, 1429	Creams.....749	
Steel.....40-41, 44-45	Box Trucks166, 172-175	Dressings.....732, 753	
Wire Mesh.....4	Box Wrenches	Gels.....753	
Bit Holders1343	15 Degree Offset.....1336	Kits.....753	
Bits	25 Degree Offset.....1336	Ointments.....749	
Auger.....1199	45 Degree Offset.....1336	Sheets.....753	
Core.....1194	Geared.....1331	Burning Guides1117	
Cross-Point / Phillips®.....1345		Burnishing Pads362	



Cabinet Carts660, 662	Cabinet Drawers37	Cabinet Tables124	Cabinet Tip Screwdrivers1309-1312, 1338-1340, 1383
Cabinets	Acid / Corrosives.....658, 664-666	Computer.....1559-1560	Drum.....663, 665
Extinguisher.....653	Filing.....1562-1563, 1565-1566	First Aid.....739	Flammables.....658, 660-662, 665, 667
Gas Cylinder.....1077	Key.....1570	Paint and Ink.....658, 662-663	Small Parts.....30-34, 37-38, 42-43, 45
Storage.....9-10, 35, 94-103, 381, 1561, 1563	Tool Storage.....103, 1309, 1312, 1395-1400	Cable Connectors, Welding1084-1085	Cable Cutters
Industrial Grade.....1085, 1349-1352, 1361	Insulated.....1377	Cable Lockouts779	Cable Lugs, Welding1085
Cable Protectors	Dock.....217	Office.....218, 1540	Welding.....1110
Cable Tie Tools1452	Cable Ties793-794, 1435, 1452	Cable Tracers1468, 1543	Cables
Aircraft.....194	Booster.....1542	Welding.....1085	Caddies, Table1557
Caddy, Waste Container266	Cafeteria Supplies	Aluminum Foil.....1583	Cling Wrap.....1583
Coffee Equipment.....1583-1584	Coolers.....1586	Cup Dispensers.....1583	Cups.....1583
Forks.....1583	Knives.....1583	Microwave Ovens.....1584	Napkin Dispensers.....343-344, 1583
Napkins.....343-344, 1583	Plates.....1583	Refrigerators.....1584	Spoons.....1583
Stirring Sticks.....1583	Straws.....1583	Table Caddies.....1557	Tables.....382, 1556-1557
Calibration Gas Regulator484-486	Calipers, Digital1275, 1309-1310	Cam & Groove Fittings, Pumps263	Cameras
Inspection.....1376, 1485	Thermal.....1470	Cans	Bench.....992
Drip.....670	Garbage.....169, 266-275, 349-350,383, 761, 1577	Gas.....671-672	Jerry.....671-672
Oil.....999	Oily Waste.....670-671	Plunger.....670	

INDEX

Safety.....	668-669	Office.....	1546, 1548-1549, 1553-1554	Cleaners		Liquid Repellent.....	638, 1045
Step.....	269-270, 761	Stacking.....	1555	Battery.....	1015	Rubber.....	1012, 1015, 1045
Cantilever Racks	52	Task.....	1546, 1551	Degreasers.....	312-315, 319, 1002-1007, 1015, 1036, 1144	Coating Thickness Gauges	1478
Cap Seal Crimpers	250-251	Chalk Lines	1279	Electrical.....	319, 686, 1005-1007, 1015, 1037	Coatings	
Cap Seals, Drum	251	Changing Tables	348	File.....	1037	Anti-Slip.....	873, 1019
Cape Chisels	1368	Channelizers, Traffic Control	864	Hand.....	315, 324-329, 331-332	Anti-Spatter.....	1143, 1145, 1147
Caps		Chaps, Welding	1132	Heavy-Duty.....	1037	Belt Dressing.....	1012
Bump.....	415, 417	Chargers		Industrial.....	310-320, 349, 759-760, 889, 1003-1005, 1014-1015, 1020, 1037, 1043, 1144-1146	Floor.....	311, 362, 873, 1019, 1021
Insulator.....	1098	Batteries.....	1167, 1507, 1515	Laundry Detergents.....	317	Galvanizing Compounds.....	1014, 1144, 1146-1147
Welding.....	1125, 1133	Cordless Drill.....	1167	Lens.....	409, 465, 370	Marking Wands.....	1038-1040
Caps & Plugs, Pipe Thread	1240-1242	Flashlight.....	1515	Welding Tip.....	1073	Paint.....	1040
Carabiners	516, 520	Checklist Kit, Forklift	187	Cleaning Equipment		Rust Converters.....	1014, 1146, 1148
Carbon Monoxide Meters	487	Chemical Hazard Signs	804, 808	Broom & Mop Racks.....	286	Rust Preventers.....	1014, 1146
Carburetor Cleaner	1015	Chemical Resistant Boots	631	Brushes.....	26, 291-292, 300-301, 349, 946, 1383, 1386	Striping Machines.....	1039-1040
Cargo Bars	212, 1457	Chemical Resistant Clothing		Buckets.....	305-307	Wood Fillers.....	1022
Cargo Nets	1455	Aprons.....	530-531, 533	Buckets / Wringers.....	306-307	Coats	
Carpenter Axes	368	Coveralls.....	537-539	Carts.....	275, 309	Arc Flash.....	556
Carpenter Squares	1280	Chemical Resistant Gloves	583-592	Dusters.....	294, 302, 320	Flame Resistant.....	556
Carpenters' Glue	1029	Chest Protectors, Welding	1125	Dustpans.....	290, 296, 687	Heat Resistant.....	551
Carpet Cleaners	317	Chest Waders	633	Mops.....	292-295, 304-306	Winter.....	552
Carriage Bolts	85, 89	Chests, Tool Storage	1309-1310, 1394-1399, 1402-1403	Pads.....	292, 294, 302, 320, 362	Coffee Equipment	1583-1584
Carton Rack	1434	Chippers, Air	1088, 1207, 1213	Pressure Washers.....	374-375	Coil Cleaner	1309-1312, 1367-1368, 1370
Carton Staplers	1446-1447	Chipping Hammers, Welding	1087-1088	Scrubbers.....	292, 302, 320	Cold Chisels	1309-1312, 1367-1368, 1370
Cartridge Rolls	929	Chisel Holders	1367	Squeegees.....	296-299, 301, 687	Cold Compresses	731-732, 734, 750
Cartridges, Respirator	456, 460-464, 466, 470, 472-473, 475, 477, 480	Chisels		Sweepers.....	286, 358	Cold Wire Feed Torches	1091
		Cape.....	1368	Trigger Sprayers.....	302, 320	Cold Wire Feeders, TIG Torch	1091
		Cold.....	1309-1310, 1312, 1367-1368, 1370	Vacuum Cleaners.....	352-361, 688, 1225	Collapsible Containers	44-45
		Hand.....	1194, 1381	Water Brooms.....	377	Collet Bodies, TIG Torch	1107-1109
		Scaling.....	1088, 1194	Window Washers.....	299	Column Protectors	1105-1109
		Woodworking.....	1367	Wringers.....	294, 307	Combination Saw Blades	1203
Carts		Chucks		Cleaning Fluids, Parts Washers	995	Combination Slip-Joint Pliers	1377
Audio-Visual.....	1560-1561	Rail.....	210	Cleats	636, 872	Combination Wrenches	1331-1333
Bin.....	7-8	Wheel.....	210-211	Clevis Grab Hooks	192-193	Sets.....	1309-1310, 1312, 1332, 1334, 1337
Cabinet.....	660, 662	Chop Saws	914, 1174	Cling Wrap	1583	Combined Drills & Countersinks	961
Computer.....	1561	Chucking Reamers		Clipboards	1579	Combo Kits	1164-1166
Drum.....	701	Cobalt.....	985	Clips, Alligator	1460, 1463	Combustible Gas Detectors	487
Drywall.....	159	HSS.....	981-985	Clocks		Communication	
Gas Cylinder.....	1078	Chucks		Time.....	1575	Cell Phone Accessories.....	443
Hose Reel.....	1237	Air.....	1224	Wall.....	1575	Cell Phone Holders.....	443, 1387, 1390
Janitorial.....	275, 309	Drill.....	1268-1269	Close Quarter Drills	1184	Horns.....	221
Ladder.....	134	ER Collet.....	1269	Closures, Drum	234, 251	Megaphones.....	444
Laundry.....	303	Circuit Breaker Extension Cords	1538	Clothes Hooks	350	Signal Horns.....	444
Lumber.....	159-160	Circuit Breaker Lockouts	781-782	Clothing		Two-Way Radios.....	435, 438-439, 441-442
Order Picking.....	165	Circuit Testers	1461, 1539	Arc Flash.....	554-557	Compound Leverage Wrenches	1372
Parts Storage.....	42	Circular Saw Blades	914, 1202-1203	Chemical Resistant.....	530-531, 533, 537-539	Compounds	
Security.....	77	Circular Saws		Flame Resistant.....	645-647	Buffing.....	937
Shelf.....	73, 76-77, 161-165, 167-168, 170	Framing.....	872	Air.....	538, 541-542, 548, 554-557	Retaining.....	1027
Shop.....	7-8, 42, 73, 76-77, 161-170	Heavy-Duty.....	1162, 1177	Electric.....	1262-1264	Sweeping.....	290
Stock Picking.....	165	Circular Split Dies	978, 980	Gas.....	1263-1265	Tapping.....	1149
Tool.....	123-125, 1395, 1397, 1400	Citrus Base Cleaners	319, 1003, 1005, 1036	General Protection.....	527, 529, 531-539, 689-693, 697	Compresses	729-732, 734-735, 743, 746, 750
Trades.....	169	Clamp Meters		Hangers.....	1581	Compressors	
Utility.....	76, 166, 168-170	AC / DC.....	1466	Heat Resistant.....	551	Air.....	1262-1265
Welding.....	1078	Current Clamps.....	1461, 1466, 1468, 1540	High Visibility.....	543, 545-549, 551	Electric.....	1262-1264
Wire Spool.....	167	True RMS.....	1460, 1466	Limited Use.....	527, 529-539, 689-693, 697	Gas.....	1263-1265
Cases		Clamps		Rainwear.....	540-543, 548, 551-552	Computer Cabinets	1559-1560
Blade Disposal.....	1438	Angle.....	1285	Suspenders.....	1389	Computer Carts	1561
Equipment.....	1461, 1464-1465, 1471	Bar.....	1284-1287	Welding.....	1125, 1132-1133	Computer Desks	1560
Eyewear.....	407	Beam.....	199, 519	Winter.....	552, 555	Computer Supplies	
Small Parts.....	36	C-Clamps.....	1288-1289	Work.....	418, 420, 530-531, 550, 552-554, 1133	Grounding Mats.....	904
Casters	137, 152-154, 162-165, 171, 176-177, 227-231, 245-246, 1119, 1433, 1550	Drum Lifting.....	240, 243	Clothing Kits, Arc Flash	556-557	Keyboard Trays.....	1558
		Ear.....	1238	Club Hammers	369, 1365-1366	Keyboard Wrist Rests.....	1558
Caulk	1025	Edge-Gluing.....	1288	Coagulants	742, 761	Monitor Stands.....	1577
Caulking Guns	1018, 1023-1024, 1035, 1045, 1161	Ground - Welding.....	1086	Coat Racks	1581	Conditioners	
		Hold-Down.....	1290-1292	Coated Gloves	562-574, 576-578, 580, 591-593, 627-628	Air.....	1500
Caution Tags	790	Hose.....	1238	Coating		Skin.....	333
C-Clamps	1288-1289	Latch.....	1290-1292	Acrylic.....	1040, 1042-1044	Conductivity Meters	1490
Ceiling Fans	1498	L-Clamps.....	1284	Alkyd.....	1040-1041, 1043-1044	Conductor Tubes, MIG Gun	1096
Ceiling Mounted Heaters	1504	Lifting.....	198	Antislip.....	1045	Cone Bars	863
Cell Phone		Paper.....	1565	Epoxy.....	1042-1043	Cones	
Accessories.....	443	Parallel.....	1286-1287	Floor.....	1019, 1044-1045	Crowd Control.....	296, 308
Holders.....	443, 1387, 1390	Pipe.....	1285	High Heat.....	1042-1043	Pallet.....	48, 1423
Cements, Pipe	1022	Quick.....	1288	Hydrophobic.....	638, 1045	Safety.....	308
Center Punches	1309-1310, 1312, 1368, 1370	Spring.....	1288	Latex.....	1042	Traffic Control.....	862-863
Centrifugal Blowers	489	Straight Line.....	1290, 1292	Confining Space Lockouts	784	Confined Space Signs	758, 804, 808
Ceramic Magnets	1299	Toggle.....	1290-1291	Connectors		Anchorage.....	516-517, 519
CFC Free Degreasers	319, 1002-1003, 1007	Claw and Ripping Hammers	1364	Anchor.....	516-517, 519	Cable.....	1084-1085
Chain		Claw Hammers	1362, 1364	Cable.....	1084-1085	Swivel.....	1219, 1250
Beaded.....	794	Clean Air Solvents	1002	Wire.....	1543		
Crowd Control.....	794, 880	Clean Room Matting	907				
Lifting.....	193	Cleaner, Carburetor	1015				
Chain Nose Pliers	1348						
Chain Wrenches	1372						
Chains, Key	1570-1571						
Chair Caddies	1554						
Chairs							
Ergonomic.....	1547-1549, 1554						
Folding.....	382, 1554						

Conspicuity Tape850	Couplers, Quick1207, 1233, 1246, 1248-1250	Cut-Off Wheels912-916	Desks
Construction, Vapor Barriers1437	Couplings, Pipe Thread1240-1241, 1243-1244	Cutters	Computer.....1560
Construction Adhesives1029	Coveralls	Annular.....972, 1193	Office.....1567
Construction Tape1437	Arc Flash.....554-556	Bolt.....1360-1361	Shop.....102, 126
Contact Cement1029	Chemical Resistant.....537-539	Cable.....1085, 1349, 1351-1352, 1361, 1377	Detergents, Laundry317
Contact Cleaners1005-1007	Flame Resistant.....538, 554-556	Insulated.....1377	Dettol™.....748
Contact Tips, MIG Gun1094-1098	General Protection.....532-539, 689-693, 697	Iron Shear.....1361	Developers
Container FDA Liners280	Limited Use.....537-539	Paper.....1427, 1432-1433	Non-Aqueous.....1144
Containers	Work.....550, 554	Rebar.....1361	Non-Chlorinated.....1020, 1144
Bottles.....28	Covers	Rotary.....1163	Diagonal Cutters1309-1312, 1348,
Collapsible.....44-45	Boot.....289, 527, 534, 632, 889	Tubing.....13741350, 1353, 1377, 1383
Distribution.....18-20, 22-24, 1564	Drum.....236, 670, 699	Cutting Attachments, Welding1065	Dial Scales1494
ESD.....25	Fire Extinguisher.....653	Cutting Fluids	Diaphragm Pumps258
Food Handling.....175	Pail.....236	for all Metals.....1148-1149	Die Grinders
Jars.....28	Shoe.....289, 527, 889	for Aluminum.....1148	Air.....1204, 1212, 1215, 1220, 1223
Mobile Bins.....6	Toilet Seat.....348	for Steel.....1148	Electric.....1172
Nesting Bins.....18-19, 26	Waste Containers.....266, 268, 271-272, 276-277	Cutting Tips1065, 1070-1072	Dielectric Greases1018
Poly.....27, 234, 671	CPR	Cutting Tools	Dielectric Hasp Lockouts780
Recycling.....276-279, 1577	Kits.....763	Adjustable Reamers.....985	Dies
Revolving Bins.....29	Masks.....729-730, 762-763	Annular Cutters.....972, 1193	Circular Split.....978, 980
Salt & Sand.....363, 689	Shields.....729-735, 762	Auger Bits.....1199	Die Stocks.....977
Shelf Bins.....13-15, 25	Crack Check1012, 1020, 1144, 1148	Burs.....990-991, 1215	Hexagonal.....978-979
Small Parts Bins.....11, 25, 31, 39	Crane Scales203, 1496	Chucking Reamers.....981-985	Diesel Conditioner1015
Spill Control.....709-710	Cranes	Circular Saw Blades.....914, 1202-1203	Diffusers, MIG Gun1095-1098
Stacking Bins.....4-6, 13-14, 16-17, 21, 26, 40-41	Floor.....200, 202	Circular Split Dies.....978, 980	Digital Thermometers1472-1473
Steel Bins.....40-41, 44-45	Gantry.....200	Combination Saw Blades.....1203	Dilution Dispenser313
Tanks.....27	Jib.....201	Combined Drills & Countersinks.....961	Dip Tanks992
Transfer Boxes.....19	Shop.....202, 208	Core Bits.....1194	Dipping Baskets992
Control Valves1000	Truck Mounted.....202	Countersinks.....962	Direction Signs811
Convertible Pliers1353	Crayons	Cut-Off Blades.....1203	Directory Boards1569
Convex Mirrors882	Lumber.....1142, 1444	Die Stocks.....977	Disc Holder Pads922-925, 927, 935-936, 938
Conveyors224-225	Temperature.....1142, 1445	Drill Bits.....948-955, 963-972,	Discharge Hoses263
Cooking Thermometers1471, 1473	Cream Dispensers3311193, 1196, 1198-1199	Discs
Coolant Tanks1150	Creams	End Mills.....986-989	Bristle.....921
Coolers	Burn Care.....749	Forstner Bits.....1199-1200	Flap.....918-919
Containers.....1586	Hand.....331, 333	Hand Reamers.....981	Grip-On.....926
Water.....650	Skin.....333	Hand Taps.....956-960, 974-975, 977, 988	Resin Fibre.....922-923, 925
Cooling Clothing	Crimped Filament Wheels912-913	Hexagonal Dies.....978-979	Roloc™ / Power-Lock.....924-925, 935
Hard Hat Liners.....646	Crimpers	Hole Saws.....1193, 1197-1198	Stick-On.....926-927
Hats.....645	Cap Seal.....250-251	Machine Taps.....976	Surface Conditioning.....934-936, 938
Headbands.....645, 647	HVAC.....1359	Mitre Saw Blades.....1203	Dish Detergents316
Neck Shades.....647	Crimping Die Pliers1349, 1377	Pipe Taps.....960, 973	Disinfectants313-314, 318, 759-760
Towels.....645-646	Cross Check Tamper Proof Indicator1342	Points.....1194	Dispenser Bottles672
Vests.....646-647	Cross-Arm Strap Anchors519, 560	Prentice Drill Bits.....969-970	Dispenser Dilution313
Wraps.....645, 647	Crosses, Pipe Thread1244	Reciprocating Saw Blades.....1201	Dispensers
Copper Hammers1365	Crossover Ladders140	Rotary Hammer Bits.....1195-1196	Aisle Marking Tape.....868
Cord Reels	Cross-Point Bits1345	Screw Extractors.....960, 989	Box Sealing Tape.....1411, 1429
Extension Cords.....1531-1532, 1537	Cross-Point Screwdrivers1309-1312,	Tap & Drill Sets.....973	Cream.....331
Fluorescent.....15321338-1341, 1378, 1383, 1386	Taper Pin Reamers.....982	Cup.....1583
Incandescent.....1531-1532	Crowbars	Tool Holders.....986, 1269	Dust Mask.....453
Quad Box.....1531	Non-Sparking.....1380	Cutting Torches1065	Ear Plug.....427, 431
Single Outlet.....1531-1532	Pitch Point.....368	D Handle Drills1183-1184	Filament Tape.....1411-1413
Triple Outlet.....1532	Crowd Control	Danger Tags790	Gloves.....600
Work Lights.....1531	Base.....874	D-Bolt Anchors516, 519	Gummed Tape.....1411, 1413
Cord Retainers, Eyewear408	Chain.....794, 880	Dead Blow Hammers1309-1312, 1362-1363	Hand Sanitizer.....323-324
Cord Sets, GFCl1539	Cones.....296, 308	Deburring Hand Tools1308	Hand Soap.....315, 324-326, 330-333
Cordless Power Tool Batteries1156-1164, 1167	Rope & Posts.....821, 874-880	Deburring Wheels936, 938, 1271	Napkin.....343-344, 1583
Cordless Screwdrivers1161, 1187	Wall mounted.....875, 877	Decking Beams212, 1457	Paper Towel.....340-343, 1583
Cords	Crutches, First Aid758	Degreasers	Reel.....167
Bungee.....1455, 1457	CSA Standard Signs814-817	CFC Free.....319, 1002-1003, 1007	Sanitary Napkin.....348
Extension.....1535-1538, 1541	Cultivators368	Engine.....1015	Scotch® Tape.....1580
Core Bits1194	Cup Brushes945	Flash Free.....1007	Strapping.....1420, 1422
Coring Motors1189	Cup Dispensers1583	Food Grade.....1003-1004, 1007	Stretch Wrap.....1424-1426
Corkboards1569	Cup Magnets1299	Heavy-Duty.....312-315, 319, 1002-1005, 1036	Toilet Paper.....345-347
Corn Brooms289-290	Cupmounts1272	Multi-Purpose.....312, 319, 1002-1004	Toilet Seat Cover.....348
Corner Protectors48, 86-87, 216, 1421, 1423	Cups	Non-Chlorinated.....1144	Two-Way Tape.....1416
Corrugated Boxes1431	Cafeteria.....1583	Solvent Free.....313, 1002-1003	Wipes.....334, 336, 338-340
Corrugated Pads1431	Measuring.....317, 994	Deheaders, Drum250	Display Hangers, Merchandise1435
Corrugated Paper1430	Vacuum.....196-197	De-Icer1015	Displays, Literature1568
Corvers, Pallet1423	Curtain, Privacy Shower727	Delineators, Traffic Control863-864	Disposable Dust Masks447, 453
Cotton Balls747	Curtains, Strip91-93	Demolition Hammers1187	Disposable Face Mask447
Cotton Tip Applicators729, 732, 747	Curved Blade Knives1382, 1386	Depressors, Tongue734, 747	Disposable Gloves594-600, 656, 729-735, 762
Cough and Cold Relievers752	Curved Claw Hammers1309-1312, 1364, 1380	Desiccant Systems1251, 1257	Disposable Respirators447-453
Counters	Cut & Polish Wheels938	Desiccants1429	Distribution Containers18-20, 22-24, 1564
Measuring.....1484	Cut Resistant Gloves575-581, 613	Desk Lamps1524, 1582	Dock Equipment
Ratchet.....1483	Cut-Off Blades1203	Desk Organizers1577	Bumpers.....213
Tally.....1483	Cut-Off Tools, Air1204		Cable & Hose Protectors.....217
Countersinks962			Dock Risers.....215
Countersinks & Drills, Combined961			Dockboards.....215
Counting Scales1491			Dockplates.....215
			Fenders.....212

-D-

INDEX

Levelers.....	214	Hammer Drill / Driver.....	1157-1159	Dust Masks, Disposable.....	447, 453	Slot Drills.....	986-987
Lights.....	218-220	Hand Powered.....	1182-1183, 1186	Dust Mop Frames.....	293-295, 302	Square End.....	988-989
Pallet Pullers.....	186	Drills & Countersinks, Combined.....	961	Dust Mops.....	293, 295	Supermills.....	987
Rail Chocks.....	210	D-Ring Harnesses	495	Dusters.....		Weldon Shank.....	986-987
Twin Ramps.....	214	Drinks, Rehydration.....	648-649	Aerosol.....	319, 1006-1007	End Wrenches	1373
Walkramps.....	214	Drip Cans	670	Janitorial.....	294, 302, 320	Engine Degreasers	1015
Wheel Chocks.....	210-211	Drip Pans	252, 680-681	Dustpans.....	290, 296, 687	Engine Stands	208
Dock Lights		Drive Pin Punches	1369	Dye Penetrants	1012, 1020, 1144, 1148	Engine Tilters	208
Double Strut.....	219	Drop Sheets	1054	Drops, Eye	728	Engine-Powered Pumps	264
Flexible.....	218-219	Drum Equipment				Engravers	
Halogen.....	218	Bonding & Grounding Wires.....				Air.....	1212, 1223
Incandescent.....	219	252-253, 665			Dremel.....	1192
Single Strut.....	218-219	Cabinets.....	663, 665	Ear Clamps	1238	Entrance Matting	
Stop & Go.....	220	Cap Seals.....	251	Ear Muffs		Carpet.....	886-887
Docking Stations	482-483, 485-486	Carts.....	701	Cap Mounted.....	433-439	Eco.....	886
Document Laminators	1574	Closures.....	234, 251	Headband.....	433-438, 549	Needle Rib.....	885
Dollies		Covers.....	236, 670, 699	Hygiene Kits.....	535	Pile.....	885-888
Aluminum.....	177	Deheaders.....	250	Neckband.....	434, 436-437	Polypropylene.....	885
Cabinet.....	97, 103	Dollies.....	244, 266, 701-702	Ear Plugs		Rubber.....	886-888, 901, 909
Drum.....	244, 266, 701-702	Faucets.....	251-252	Corded.....	423-426, 428-429	Vinyl.....	901
Gas Cylinder.....	1078	Funnels.....	241, 251, 699	Dispensers.....	427, 431	Wiper.....	874, 885-887
Knee.....	209	Gauges.....	251	Disposable.....	423-427	Envelopes, Packing List	1449
Mechanic's.....	209	Heaters.....	237	Reusable.....	426, 428-429	Environmental Cleaners	317-318
Pail.....	244	Lids.....	236	Uncorded.....	423-429	Epoxies	
Polyethylene.....	177	Lifters.....	238-243, 701	Ear Protection Signs	806, 809	for Metal.....	1020-1021
Pry.....	177	Liners.....	235	Earloop Face Mask	447	General Purpose.....	1023, 1033-1034
Stacking.....	20	Mixers.....	249	Edge Protectors	48, 86-87, 216, 1421, 1423	Mixer Cups.....	1021
Steel Deck.....	97, 103	Pail Heaters.....	237	Edge-Gluing Clamps	1288	Putty.....	1020-1021, 1023
Waste Container.....	266, 271, 276-277	Pail Inserts.....	235	Ejectors, Smoke	1501	Syringe.....	1021
Wheel.....	177, 208	Pail Tipplers.....	245	Elastic Bandages	731, 740, 746	Two Part.....	1033
Wood.....	176	Pail Tumblers.....	248	Elbow Protectors	643	Epoxy Applicators	1021, 1035
Dome Mirrors	881, 883	Pails.....	27, 695-696	Elbows, Pipe Thread	1240-1244	Epoxy Coating	1042-1043
Doors, Curtain	91-93	Pallet Servers.....	239	Electrical Cleaners		Epoxy Paint	1042-1043
Double Faced Hammers	1366	Pumps.....	254-258	Anti-Static.....	1007	Equalizers, Battery	1037
Double Sided Tape	1416	Racks.....	245, 703	Contact.....	1005-1007	Equipment Cases	1461, 1464-1465, 1471
Double Stepladders	129-131	Rockers.....	245	Dusters.....	319, 1006-1007	Equipment Stands	170
Drain Augers	1375	Rotators.....	239, 248	Electrical Gloves	558-559	ER Collet Chucks	1269
Drain Cleaners	316	Spill Pallets.....	704-708, 710, 713-714	Electrical Hazard Signs	804-805, 808	Ergonomic Products	
Drain Protectors	682	Spotters.....	247	Electrical Plug Lockouts	781-782	Back Supports.....	641-642
Drain Seals	681-683, 689-693	Stackers.....	242	Electrical Supplies		Elbow Protectors.....	643
Drain Spades	366	Strainers.....	235	Alligator Clips.....	1460, 1463	Forearm Protectors.....	643
Drains, Air	1257	Tilters.....	239-240, 254	Batteries.....	1507	Gloves.....	601-603, 605
Drawers, Cabinet	37	Trays.....	681, 703, 711, 713	Battery Chargers.....	1167, 1507, 1515	Knee Pads.....	639-640, 1133
Dremel Tools	1192	Trucks.....	246-247	Booster Cables.....	1542	Kneeling Pads.....	639
Drench Hoses	726	Upenders.....	250	Cable Protectors.....	218, 1540	Seating.....	1547-1549, 1554
Dressings		Valves.....	252	Connectors.....	1219, 1250, 1543	Tennis Elbow Braces.....	643
Burn Care.....	732, 753	Vents.....	251	Cord Reels.....	1531-1532, 1537	Wrist Supports.....	643-644, 746
Eye.....	728, 734	Drum Fans	1497, 1502	Extension Cords.....	1535-1538, 1541	Escape Ladders	656
Drift Punches	1309-1310, 1369-1370	Drum Tools		GFCI Products.....	1539-1542	ESD Products, Bins	25
Drill Bits		Cap Seal Crimpers.....	250-251	Outlet Boxes.....	1539	Exhaust Fans	1501
Aircraft Extension.....	968, 972	Pail Openers.....	250	Plugs.....	1084	Exit Lights	1521
Hex Shank.....	1198	Wrenches.....	250	Power Bars.....	1541	Exit Signs	807, 810-811, 1521
Jobber.....	948-953, 963-967	Drums		Receptacles.....	1084	Expandable Gates	309
Masonry.....	1196	Fibre.....	234	Tape.....	1417, 1544	Extension Cords	
Silver & Deming.....	954	Polyethylene.....	234, 691-695	Circuit Breaker.....	1538	Double Outlet.....	1541
Spiral Flute.....	972	Steel.....	234, 236	Single Outlet.....	1535-1538, 1541	Triple Outlet.....	1535-1537
Spline-Shank.....	1196	Dry Lubricants		Timers.....	378	Extension Ladders	132-133, 135
Straight Shank.....	971	Graphite.....	1008	Wire Strippers.....	1351	Extension Poles	287-288, 292-294,
Stub.....	953-954	Silicone.....	1010	Electrical Switch Lockouts	781	297-299, 302, 1048
Taper Length.....	969	Synthetic.....	1009, 1012	Electrode / Rod Containers	1089, 1134	Extensions, Forklift	187, 242
Taper Shank.....	955, 971	Dryers		Electrode Holders	1084	Extinguisher Cabinets	653
Through-Hole.....	1199	Air.....	1251, 1257	Electrode Ovens	1089	Extinguishers, Fire	651-652
Two-Piece.....	1193	Hand.....	351	Electrodes		Extractors	
Drill Press Vises	1295-1296	Drywall Carts	159	Gouging.....	1087	Fume.....	1058-1060
Drill Presses		Drywall Tools		Stick.....	1136-1137, 1139	Screw.....	960, 989
Bench.....	1266-1267	Hand Sanders.....	1053	Tungsten.....	1114	Extraction Devices	754-755
Electromagnetic.....	1188-1189	Hawks.....	1053	Electromagnetic Drill Presses	1188-1189	Eye Baths	728, 734
Floor.....	1266-1267	Knives.....	1052-1053, 1382, 1386	Emergency Blankets	756	Eye Bolts	194
Drilling Machines		Putty Knives.....	1052, 1382, 1386	Emergency Escape Respirators	459	Eye Dressings	728, 734
Drill Presses.....	1188-1189, 1266-1267	Razor Blades.....	1052	Emergency Lights	1521-1522	Eye Drops	728
Gearhead.....	1267	Sanding Blocks.....	1053	Emergency Showers	718-719	Eye Patches	728, 730, 735
Drills		Enclosures		Enclosures		Eye Protection Signs	806, 809
Air.....	1205, 1209, 1221-1223	Fences.....	866	Steel Mesh.....	90	Eyewash, Water Heater	721
Angle.....	1184	Steel Mesh.....	90	End Brushes	940, 942, 944	Eyewash Stations	
Chucks.....	1268-1269	End Cutters	1349	Ball End.....	988-989	Bottled.....	724-725
Close Quarter.....	1184	End Mills		Carbide.....	988-989	Faucet Mounted.....	720
D Handle / Spade Handle.....	1183-1184	Carbide.....	988-989	HS Co.....	986-987	Matting.....	727, 893
Drill / Drivers.....	1182	HSS.....	986	End Brushes	940, 942, 944	Pedestal Mounted.....	717
Drill / Drivers - Cordless.....		Long.....	989	End Cutters	1349	Self Contained.....	722-723, 725
.....	1156-1158, 1161, 1164	Duct Tape	1415	End Mills		Sink Mounted.....	720
Hammer.....	1158-1159, 1184-1187	Dump Trucks	172-173	Ball End.....	988-989		

Solutions..... 722-725, 728, 734
 Supplemental..... 724-725
 Wall Mounted..... 716, 720
 Water Preservatives..... 722-723, 725

Eyewear
 Cases..... 407
 Cord Retainers..... 408
 Reading Glasses..... 399
 Safety Glasses..... 386-403, 407, 1310-1311
 Safety Goggles..... 404-406, 412, 689-697, 1120
 Welding Goggles..... 1120

-F-

Fabric Bandages..... 734, 740-742, 745
Fabric Shears..... 1357
Face Mask..... 447
Faceshields..... 410-413, 557
Facial Tissue..... 344

Fall Protection
 Anchorage Connectors... 516-517, 519, 560
 Carabiners..... 516, 520
 Davits..... 490-491
 Fall Protection Kits..... 505-507
 Harness..... 496, 500
 Harnesses..... 141, 494-502, 519, 560
 Kits..... 505-507
 Lanyards..... 141, 492, 507-515, 522-524, 560
 Life Lines..... 492, 512-515, 517-518, 520
 Rescue Hoist..... 492
 Rescue Systems..... 490-492, 496, 518
 Rope Grabs..... 517-518, 520
 Signs..... 806
 Winches..... 492

Fall Protection Kits..... 505-507
Fall Protection Lanyards, Hard Hat..... 420, 522, 524

Fan Forced Heaters..... 1503, 1505
Fan Guards..... 489

Fans
 Ceiling..... 1498
 Drum..... 1497, 1502
 Exhaust..... 1501
 Floor..... 1499
 Fume Extractor..... 1058
 Guards..... 489
 Office..... 1499
 Pedestal..... 1497-1499
 Wall Mounted..... 1497-1499

Fasteners
 Carriage Bolts..... 85, 89
 Eye Bolts..... 194
 Hex Nuts..... 85, 89
 Hook & Loop..... 1577
 Nails..... 1446
 Staples..... 1447
 Thread Repair..... 1307

Faucets
 Bathroom..... 350
 Drum..... 251-252

Fault Detectors, Welding..... 1012, 1020, 1144, 1148

FDA Liners..... 280

Feeders, Cold Wire..... 1091

Feeler Gauge Stock..... 1274

Fences
 Barrier..... 866
 Safety..... 865
 Snow..... 865

Fenders, Dock..... 212

Filament Tape..... 1412

Filament Tape Dispensers..... 1411-1413

File Cleaners..... 1307

File Folders..... 1564, 1579

File Handles..... 1307

Files
 Chain Saw Sharpening..... 1302
 Flat..... 1302-1305
 Half Round..... 1303
 Lathe..... 1303

Mill..... 1304
 Round..... 1302, 1304
 Sets..... 1306-1307
 Square..... 1304
 Thread Repair..... 1307
 Triangular..... 1304-1305
 Warding..... 1305

Filing Boxes..... 1564

Filing Cabinets
 Lateral..... 1562-1563, 1565
 Oversized Files..... 1566
 Vertical..... 1562-1563, 1565

Filing Trays..... 1577

Filler Metals..... 1136-1138, 1140

Fillet Gauges..... 1073

Filter Plate Lenses..... 1122, 1128

Filter Plates..... 1126, 1128

Filter/Regulator/Coalescing Filters..... 1257-1258, 1260

Filter/Regulator/Lubricators..... 1255, 1258-1259

Filter/Regulators..... 1255-1256, 1259

Filters
 ADF..... 1121, 1124-1126
 Air..... 359, 1058, 1251, 1255-1260, 1500, 1506
 Mechanical..... 1059
 Respirator..... 452, 456-461, 464, 475, 480
 Water..... 1585-1586

Finger Splints..... 754

Fingercots..... 600

Finishing Wheels..... 938

Fire Protection
 Blankets..... 656, 753
 Extinguisher Cabinets..... 653
 Extinguisher Covers..... 653
 Extinguishers..... 651-652
 Fire Alarm Protectors..... 654-655
 Signs..... 653, 807, 810, 812, 817, 822
 Smoke Alarm Testers..... 656
 Smoke Alarms..... 655

First Aid
 Airway Kits..... 763
 Ammonia Inhalants..... 734, 763
 Antiseptics..... 729-735, 745, 748-749, 759
 Bandages..... 729-735, 740-743, 745-747
 Blankets..... 729, 732, 756-757
 Burn Care..... 732, 749, 753
 Cabinets..... 739
 Coagulants..... 742, 761
 Compresses..... 731-732, 734, 750
 Cotton Products..... 729, 732, 747
 CPR Devices..... 729-735, 762-763
 Crutches..... 758
 Drench Hoses..... 726
 Dressings..... 728, 734
 Emergency Showers..... 718-719
 Extrication Devices..... 754-755
 Eye Care..... 728, 730, 734-735
 Eyewash Stations..... 716-717, 720-725, 728, 734
 Furnishings..... 757-758
 Instrument Tray..... 751
 Instruments..... 729-735, 747, 751, 756
 Kits..... 729-739, 745
 Leg Splints..... 754
 Lip Balm..... 335, 384, 750
 Literature..... 729-735
 Ointments..... 729-732, 745, 748-749
 Oxygen Mask..... 763
 Sharps Collectors..... 757, 760
 Signs..... 727, 805, 809, 812
 Stethoscopes..... 756
 Stretchers..... 754-755
 Tape..... 729, 744
 Thermometers..... 756
 Wheel Chair..... 758

First Aid Instruments, Sanitizing Solution..... 751

First Aid Room Furnishings..... 757-758

Fit Test Kits, Respirators..... 465

Fitters' Gloves..... 608-613, 618, 1310-1311

Fittings
 Air Hose..... 1234, 1239, 1247, 1250
 Cam & Groove..... 263
 Lubrication..... 999-1001
 Push to Connect..... 1239

Fixtures, Light..... 1520

Flagging Tape..... 869

Flags
 Marking..... 871
 Snow..... 871
 Traffic Control..... 858

Flagstaffs..... 856

Flame Resistant Clothing
 Coats..... 556
 Coveralls..... 538, 554-556
 Hoods..... 556-557
 Jackets..... 555
 Overalls..... 555-556
 Pants..... 554
 Rainwear..... 541-542, 548
 Shirts..... 554

Flame Retardant Clothing, Jackets..... 542, 548

Flange Sealants..... 1026

Flap Brushes..... 937

Flap Discs..... 918-919

Flap Wheels..... 919-920, 937

Flare Nut Wrenches..... 1335-1336

Flares, Traffic Control..... 859

Flaring Tools..... 1374

Flash Free Degreasers..... 1007

Flashback Arrestors..... 1074

Flashing Lights..... 222-223, 863, 866

Flashlights
 12 V..... 1162, 1513
 18 V..... 1162
 AA Cell..... 1511-1519
 AAA Cell..... 1509-1510, 1512, 1514, 1517
 Belt Holsters..... 1509-1511
 C Cell..... 1512-1513, 1516
 Coin..... 1514
 CR123 Cell..... 1511
 D Cell..... 1509-1510, 1517
 Hazardous Locations..... 1513
 Mini..... 1509, 1514, 1517, 1519
 N..... 1513
 Pocket..... 1512, 1515
 Rechargeable..... 1162, 1511, 1513, 1515-1516, 1518-1519
 Tactical..... 1512
 Waterproof..... 1513, 1517-1518

Flat Files..... 1302-1305

Flat Fold Respirator..... 447

Flat Mirrors..... 882

Flat Tip Screwdrivers..... 1309-1312, 1338-1341, 1378, 1383, 1386

Flat Top Dispensers..... 326, 330, 332-333

Flex Head Wrenches..... 1334-1335

Flex Torches..... 1103-1104

Flexible Netting..... 1430

Flint Lighters..... 1073

Flints..... 1073

Flip Charts, TDG..... 854

Flip-Top Mitts..... 604

Floodlights..... 1162, 1520, 1526-1528, 1530

Floor Cleaners..... 310-311, 317

Floor Coating..... 1019, 1044-1045

Floor Coatings..... 311, 362, 873, 1019, 1021

Floor Cranes..... 200, 202

Floor Fans..... 1499

Floor Finishes..... 311, 362

Floor Lamps..... 1527

Floor Lock Brakes..... 231

Floor Paint..... 1019, 1044-1045

Floor Repair..... 1018-1019, 1021, 1045

Floor Scales..... 1496

Floor Scrapers..... 292, 298

Floor Sealers..... 311, 362, 1019

Floor Signs..... 308, 813
 Safety..... 296, 308

Floor Stripper..... 311, 362

Flooring Knives..... 1441

Flowmeters, Welding..... 1068

Fluorescent Lamps / Light Bulbs..... 1524-1526, 1529-1530, 1582

Flux..... 1141, 1145

Foam, Packaging..... 1427

Foam Sealants..... 1023

Folders, File..... 1564, 1579

Folding Chairs..... 382, 1554

Folding Gates..... 82-83, 309, 867

Folding Stretchers..... 754

Folding Tables..... 121, 382, 1557

Food Grade Cleaners, Non-Flammable..... 1004

Food Grade Degreasers..... 1003-1004, 1007

Food Grade Lubricants..... 1008, 1010-1011, 1018

Food Handling Containers..... 175

Food Thermometer..... 1471, 1473

Foot, Splints..... 731, 734, 754

Foot Guards
 Aluminum..... 637
 Plastic..... 637
 Steel..... 637

Foot Warmers..... 636

Footrests..... 1549

Footwear
 Boot Trays..... 889
 Brushes..... 291, 889
 Chemical Resistant Boots..... 631
 Covers..... 289, 527, 534, 632, 889
 Foot Guards..... 637
 Foot Warmers..... 636
 Insoles..... 638
 Knee Boots..... 631-632
 Overboots..... 633
 Overshoes..... 633-634
 Toe Guards..... 637
 Waders..... 633
 Winter Boots..... 635-636
 Work Boots..... 632-633

Footwear Odour Neutralizers..... 750

Force Gauges..... 1484

Forceps..... 751

Forearm Protectors..... 643

Forklift Attachments
 Drum Lifters..... 238-239, 241-242
 Extensions..... 187, 242
 Maintenance Platforms..... 141

Forklift Bump Guard..... 186

Forklift Checklist Kit..... 187

Forklift PPE Battery Kit..... 186

Forks
 Cafeteria..... 1583
 Spading..... 367

Forstner Bits..... 1199-1200

Fountain Brushes..... 799

Fountain Rollers..... 799

Fountains, Water..... 1585-1586

Frames
 Crowd Control..... 880
 Dust Mop..... 293-295, 302

Framing Saws..... 872

Freeze Spray..... 1006

Friction Bolt Anchors..... 516

Full Face Respirators..... 455, 458-459, 462-463, 469

Fume Extractor Fans..... 1058

Fume Extractors..... 1058-1060

Fume Filters, Welding..... 1058-1059

Funnels
 Clean..... 994
 Drum..... 241, 251, 699
 Pail..... 699
 Polyethylene..... 317, 994
 Spill Control..... 699
 Steel..... 993

Furniture Pads..... 1454

Furniture Polish..... 319

Fuse Blocks, TIG Torch..... 1110

-G-

Galvanizing Compounds..... 1014, 1144, 1146-1147

Gantry Cranes.....200

Garage Jacks.....206

Garbage Bag Stands.....383

Garbage Bags.....278-282, 348-349, 383, 761

Garbage Cans.....169, 266-275, 349-350, 383, 761, 1577

Garden Hose Hangers.....378

Garden Hoses.....378

Garden Spades.....366

Gas Cans.....671-672

Gas Cylinder

- Brackets.....1079
- Cabinets.....1077
- Dollies.....1078
- Lockouts.....106
- Racks.....1079
- Stands.....1079
- Trucks.....1078
- Wrenches.....1073

Gas Detectors

- Air Quality.....487, 1474
- Calibration Gas.....484-486
- Carbon Monoxide.....487
- Combustible Gas.....487
- Multi-Gas.....482-486
- Sensor.....484-486
- Single-Gas.....482, 485

Gas Hoses, Welding.....1075, 1110

Gas Torches.....1064

Gasflux.....1145

Gasket Remover.....1015

Gaskets.....1025-1026

Gate Valve Lockouts.....784

Gate Valves.....252

Gates

- Expandable.....309
- Folding.....82-83, 309, 867
- Security.....82-84, 216, 866, 878

Gauge Protectors, Welding.....1067

Gauges

- Coating Thickness.....1478
- Drum.....251
- Force.....1484
- Pocket.....1275
- Pressure.....1068, 1224, 1232, 1489
- Thickness.....1478-1479
- Weld Fillet.....1073

Gauze Bandages.....729-735, 743

Gaylord Liners.....4, 280

Gear Wrenches, Sets.....1333-1334, 1337

Gearhead Machines, Drilling.....1267

Gels, Burn Care.....753

General Protection Clothing

- Aprons.....529, 534
- Coveralls.....532-539, 689-693, 697
- Hoods.....527, 534
- Lab Coats.....531-534, 536, 539
- Pants.....534
- Shirts.....534

GFCI

- Cord Sets.....1539
- Outlet Adaptors.....1540
- Outlet Boxes.....1539
- Plugs.....1540
- Power Strips.....1540-1542
- UPS Systems.....1542

GHS

- Information Centres.....848
- Information Charts.....847
- Safety Labels.....844-845
- Wallet Card.....844

Glass Cleaners.....315, 1004

Glasses

- Cases.....407
- Cord Retainers.....408
- Reading.....399
- Safety.....386-403, 407, 1310-1311

Gloves

- Aluminized.....624
- Anti-Vibration.....606-607
- Canvas Cotton.....612, 628
- Chemical Resistant.....583-592
- Coated.....562-580, 591-593, 627-628
- Cotton.....612
- Cut Resistant.....575-581, 613
- Dispensers.....600
- Disposable.....594-600, 656, 729-735, 762
- Dyneema®.....577, 579, 581
- Electrical.....558-559
- Ergonomic.....601-603, 605
- Fingercots.....600
- Fitters'.....608-613, 618, 1310-1311
- Heat Resistant.....605, 622-624
- High Voltage.....558-559
- Holders.....593, 629
- Impact.....605-607, 644
- Inspection.....625
- Jersey.....628-629
- Kevlar®.....575-576, 578-579, 581
- Knit.....626, 629
- Latex.....598-599
- Leather.....608-613, 618-621, 1129-1131, 1310-1311
- Natural Rubber.....569, 572
- Neoprene.....590
- Neoprene / Rubber.....589-590
- Nitrile.....563-574, 580, 583-586, 594-597, 656
- Nitrile/Polyurethane.....563-569, 571-574, 580
- Parade / Waiter's.....625
- Polyethylene.....600
- Polyurethane/Nitrile.....562-563, 574-580, 593
- Polyurethane.....562-563, 574-578, 580, 593
- PVC.....571, 591-592, 627-628
- Rubber.....570, 587-589
- Rubber Latex.....570, 586-589
- Sandblasting.....591
- Stainless Steel.....581
- Vinyl.....573, 597-598
- Welding.....619-621, 1129-1131
- Winter Lined.....604-605, 609-618, 626

Glow in the Dark Tape.....811, 870, 872-873

Glow Wands.....858, 860

Glue

- Carpenters'.....1029
- Sticks.....1036, 1418
- White.....1029
- Wood.....1029

Glue Guns.....1035-1036, 1418

Goggles

- Safety.....404-406, 412, 689-697, 1120
- Welding.....1120

Gouging Electrodes.....1087

Gouging Torches.....1087

Grab Bar.....350

Graffiti Removers.....319, 1005, 1043

Grain and Coal Scoops.....366

Grease Control Valves.....1000

Grease Guns.....996-997, 1017, 1161, 1309

Grease Pencils.....1142, 1445

Grease Pumps.....999-1000

Greases

- Bearing.....1017
- Dielectric.....1018
- High Temperature.....1017
- Multi-Purpose.....1011, 1018
- Synthetic.....1018
- White Lithium.....1018

Grinders

- Angle.....916, 1163, 1168-1171
- Angle - Air.....1204, 1211, 1215, 1222
- Bench.....917, 1270
- Die.....1172
- Die - Air.....1204, 1212, 1215, 1220, 1223
- Mini Die - Air.....1215
- Pencil - Air.....1223
- Tungsten Electrode.....1113-1114

Grinding Wheels

- Bench Mounted.....917, 1271
- Depressed Center.....912, 915-916
- Type 27.....912, 915-916
- Zirconium.....913-915

Grip-On Discs.....926

Ground Clamps, Welding.....1086

Grounding Mats.....904

Grounds, Welding.....1086

Grounds Maintenance

- Broadcast Spreaders.....364, 370
- Cultivators.....368
- Forks.....367
- Garden Hose Hangers.....378
- Garden Hoses.....376-378
- Hedge Shears.....369
- Hoes.....368
- Ice Salt.....364
- Lopping Shears.....369
- Picks.....368, 1381
- Rakes.....367
- Shovels.....364-366, 368, 1381
- Sidewalk Scrapers.....368
- Spades.....366
- Sprayers.....320, 371-373
- Sprinklers.....376
- Tree Pruners.....369
- Tree Trimmers.....369
- Turf Edgers.....368
- Wheelbarrows.....172, 370

Guard Rails.....54, 84-85, 489

Guards

- Foot.....637
- Perimeter.....51, 84-85, 88
- Shin.....638
- Toe.....637

Guides, Welding.....1117

Gummed Tape.....1413

Gummed Tape Dispensers.....1411, 1413

Guns

- Air.....1035, 1051, 1225-1230
- Caulking.....1018, 1023-1024, 1035, 1045, 1161
- Garden Hose.....376-377
- Glue.....1035-1036, 1418
- Grease.....996-997, 1017, 1161, 1309
- Heat.....1190-1191
- MIG.....1094-1096
- Nail.....1163, 1446
- Paint.....1051
- Sandblasting.....1057, 1225
- Screw.....1187
- Soldering.....1080-1082

-H-

H.I.D. Lamps / Light Bulbs.....1529-1530

Hacksaws

- Blades.....1300
- Frames.....1300-1301, 1309-1312

Hair Nets.....526-527

Half Mask Respirators.....454-455, 458, 461-464, 469

Half Round Files.....1303

Half Round Rasps.....1305

Halogen Lamps / Light Bulbs

-219, 1524, 1527-1528, 1582

Hammer Bits.....1195-1196

Hammer Drill / Drivers.....1157-1159

Hammer Drills.....1158-1159, 1184-1187

Hammer Tackers.....1446

Hammers

- Air.....1213
- Anti-Vibration.....1364-1365
- Ball Pein.....1309-1312, 1362, 1365, 1380
- Blacksmiths'.....1366
- Brass.....1365
- Brick.....1364
- Chipping.....1087-1088
- Claw.....1309-1312, 1362, 1364, 1380
- Club.....369, 1365-1366

- Copper.....1365
- Dead Blow.....1309-1312, 1362-1363
- Demolition.....1187
- Double Faced.....1366
- Mallets.....1309, 1311, 1362-1363, 1380
- Non-Sparking.....1380, 1386
- Rotary.....1159, 1185-1187
- Scaling.....1364
- Sledge.....369, 1365-1366, 1380
- Soft Face.....1363

Hampers.....303

Hand Chisels.....1194, 1381

Hand Cleaners

- Cream.....331
- Foam.....325, 329, 332
- Gel.....315, 326, 328
- Liquid.....315, 326, 331
- Lotion.....315, 324, 326-329, 332

Hand Creams.....331, 333

Hand Crimpers, HVAC.....1359

Hand Dryers.....351

Hand Lamps.....1525-1528, 1531-1532

Hand Pad Holders.....933-934, 938

Hand Pads.....621, 1131

Hand Powered Drills.....1182-1183, 1186

Hand Pumps.....254-256, 258-259

Hand Reamers.....981

Hand Rollers.....799

Hand Sanitizer Dispensers.....323-324

Hand Sanitizers.....323-324, 333, 760

Hand Scrapers, Non-Sparking.....1382, 1386

Hand Scrubbers.....292, 302, 320

Hand Seamers, HVAC.....1359

Hand Shields, Welding.....1123

Hand Stamps.....795-796, 1117

Hand Taps.....956-960, 974-975, 977, 988

Hand Tools

- Arbor Presses.....208
- Auto Body Repair.....208
- Axes.....368
- Bolt Cutters.....1360-1361
- Cable Cutters.....1085, 1349, 1351-1352, 1361, 1377
- Chisels.....1088, 1194, 1309-1312, 1367-1370, 1381
- Clamps.....1238, 1284-1292
- Crowbars.....368, 1380
- Deburring.....1308
- Drywall Tools.....1052-1053, 1280, 1382, 1386
- Hammers.....369, 1309-1312, 1362-1366, 1380, 1386
- Hex Keys.....81, 1309-1312, 1346-1347, 1383
- Hooks & Picks.....1307
- Insulated Cutters.....1377
- Iron Shear Cutters.....1361
- Knives.....1355, 1371, 1382, 1386, 1440-1442
- Levels.....1115-1117, 1279, 1281-1283, 1461
- Locking Pliers.....1352
- Magnets.....286, 1086, 1297-1299
- Mallets.....1309, 1311, 1362-1363, 1380
- Multi-Purpose.....1355
- Nippers.....282, 383, 1357
- Non-Sparking.....1380-1383, 1385-1386
- Nut Drivers.....1342, 1378
- Paper Cutters.....1427, 1432-1433
- Pinch Bars.....1367, 1380
- Pipe Tools.....1115-1117, 1309, 1372-1374, 1378
- Pliers.....364, 1288, 1309-1312, 1348-1354, 1377, 1383, 1386
- Pry Bars.....1309-1312, 1340, 1366-1367, 1380, 1386
- Pullers.....1309-1310, 1312, 1368-1370
- Punches.....1315-1322, 1324
- Rebar Cutters.....1361
- Rolling Head Bars.....1367
- Rotary Cutters.....1163
- Saws.....1300-1301, 1309-1312
- Scissors.....1356-1357, 1442, 1580
- Scrapers.....292, 298, 1382, 1386
- Screwdriver Bits.....1340, 1343-1345

Screwdrivers.....	1309-1312, 1338-1341, 1378, 1383, 1386	Hex Keys	81, 1309-1312, 1346-1347	HVAC		Impact Sockets	1323-1327
Sealing Spatula.....	1052	Non-Sparking.....	1383	Air Conditioners.....	1500	Impact Wrenches	
Shears.....	1356-1357	Hex Nuts	85, 89	Air Filters.....	359, 1058, 1500, 1506	Air.....	1205, 1208, 1210, 1214, 1222
Snips.....	1357-1359	Hex Square Drive Bits	1340, 1343	Air Purifiers.....	1500	Cordless.....	1159-1160
Socket Sets.....	1309-1315, 1325-1326	Hex Wrenches	1372, 1378	Axial Blowers.....	488-489	Electric.....	1181
Sockets.....	1309-1310, 1312-1327, 1385	Hexagonal Dies	978-979	Ceiling Fans.....	1498	Incandescent Lamps / Light Bulbs	1525-1526, 1528, 1532, 1582
Squares.....	1280-1281	High Heat Coating	1042-1043	Ceiling Mounted Heaters.....	1504	Indigestion Relievers	752
Technicians'.....	1309-1312, 1378-1379	High Heat Paint	1042-1043	Centrifugal Blowers.....	489	Indoor / Outdoor Thermometers	1472
Tubing Cutters.....	1374	High Temperature Greases	1017	Drum Fans.....	1497, 1502	Industrial Cleaners	
Vises.....	1293-1296	High Visibility Clothing		Exhaust Fans.....	1501	Aluminum.....	1145
Wedge.....	1381	Hat/Toque.....	549	Fan Forced Heaters.....	1503, 1505	Bleach.....	314
Wrecking Bars.....	1366	Jackets.....	547-548	Fan Guards.....	489	Boot and Shoe.....	889
Wrenches.....	960, 977, 1309-1312, 1330-1337, 1384-1386	Overalls.....	543	Floor Fans.....	1499	Brake.....	1005, 1015
Hand Towels	334, 340-344, 384, 1005, 1583	Pants.....	548, 551	Fume Extractors.....	1058-1060	Carpet.....	317
Hand Truck Step Ladder	1581	Parkas.....	547	Fume Filters.....	1058-1059	Coil Cleaner.....	1005
Hand Trucks	144-146, 148-151, 1454, 1554	Rain Jackets.....	543	Hand Crimpers.....	1359	Dish Detergents.....	316
Hand Warmers	629	Rain Suits.....	543	Hand Seamers.....	1359	Disinfectants.....	313-314, 318, 759-760
Hand Winches	195	Sweatshirts.....	547	Humidifiers.....	1500	Drain.....	316
Handles		T-Shirts.....	547	Mechanical Filters.....	1059	Floor.....	310-311, 317
File.....	1307	Vests.....	545-547	Office Fans.....	1499	Food Grade.....	1004
Torch.....	1065	High Voltage Gloves	558-559	Pedestal Fans.....	1497-1499	Furniture Polish.....	319
Handling Labels	1430, 1448	Hi-Liters	1578	Portable Blowers.....	359, 488, 1059-1060	Glass.....	315, 1004
Hangers		Hinges, Weld-On	1088	Portable Heaters.....	1504	Graffiti Removers.....	319, 1005, 1043
Clothes.....	1581	Hip Waders	633	Radiant Heaters.....	1503-1505	Heavy-Duty.....	1037
Garden Hose.....	378	Hoes	368	Radiator Heaters.....	1503	Machine.....	320
Merchandise Display.....	1435	Hoist, Rescue	492	Smoke Ejectors.....	1501	Multi-Purpose.....	312-316, 319, 1003-1004, 1037
Hanging Scales	203, 1493-1494, 1496	Hoists		Tent Heaters.....	489	Non-Chlorinated.....	1020, 1144
Hard Hat Lanyards	420, 522, 524	Air.....	191	Wall Heaters.....	1504	Oven.....	316
Hard Hat Liners, Cooling	646	Electric.....	191	Wall Mounted Fans.....	1497-1499	Rust Removers.....	1014, 1146
Hard Hats	414-418	Manual.....	190-191, 199	Hydration Backpack	647	Scouring Powder.....	316
Hardness Testers		Hold-Down Clamps	1290-1292	Hydrogen Peroxide	734, 748, 759	Stainless Steel.....	316, 319, 1004
Non-Metals.....	1479	Holders		Hydrophobic Coating	638, 1045	Toilet Bowl.....	314
Steel & Alloys.....	1479	Cell Phone.....	443, 1387, 1390	Hygienic Products		Urinal.....	349
Hardware		Chisel.....	1367	Basins.....	731, 734, 751, 758	Industrial Jacks	207
Shims.....	1273-1274	Electrode.....	1084	Sanitary Napkins.....	348-349	Inflator Gauges, Tire	1224
Stock.....	1274	Gloves.....	593, 629	Shampoo.....	325, 329	Information Centers, MSDS	848-849
Harnesses		Hand Pad.....	933-934, 938	Tampons.....	348	Information Centres	
Arc Rated.....	500, 560	TDG.....	851	Hygrometers, Thermo	1474, 1476	GHS.....	848
D-Ring.....	495	Tool.....	986			SDS.....	848-849
General.....	141, 494-499, 501-502, 519	Tool Storage.....	1387-1388, 1392	I-Beam Frame Levels	1281	Information Charts	
Traffic Control.....	548	Hole Saw Arbors	1193, 1198	Ibuprofen	752	GHS.....	847
Welding.....	496, 500	Hole Saws	1197-1198	Ice Cleats	636	WHMIS.....	847
Hasp Lockouts	764, 768-769, 780	Hoop, Respirators	473, 479, 1127	Ice Salt	364	Infrared Thermometers	1469-1470
Hats		Hoods		Ice Spikes	636	Inhalants, Ammonia	734, 763
Cooling.....	645	Arc Flash.....	556-557	Identification		Ink, Stencil	799
Hard.....	414-418	Flame Resistant.....	556-557	Fountain Brushes.....	799	Ink Stencils	797
Hawks	1053	General Protection.....	527, 534	Fountain Rollers.....	799	In-Line Drills, Air	1209, 1221
Hazardous Materials Cabinets	658, 660-667	Rain.....	541-543, 548	GHS Products.....	844, 847	In-Line Filters	1251, 1256
Hazardous Materials Signs	808	Hook & Loop Fasteners	1577	Grease Pencils.....	1142, 1445	In-Line Lubricators	1251, 1256, 1261
Head Assemblies, MIG Gun	1095	Hooks		Hand Rollers.....	799	In-Line Regulators	1232, 1256, 1261
Headbands, Cooling	645, 647	Clevis Grab.....	192-193	Hand Stamps.....	795-796, 1117	Insect Repellent	335, 384
Headgear, Respirators	473, 479, 1127	Clothes.....	350	Label Holders.....	5, 12, 48, 72-73, 1571	Insect Sting Relief	749
Headlights, Hard Hat	419, 549	Drum Lifting.....	243	Label Makers.....	5, 12, 824-830, 1572-1574	Inserts, Pail	235
Headsets	435, 438-439	Lifting.....	192-193	Labels.....	818-819, 844-845	Insoles	638
Hearing Bands	430-431	Sky.....	199	Lumber Crayons.....	1142, 1444	Inspection Cameras	1376, 1485
Heat Guns	1190-1191	Slip.....	192-193	Marking Flags.....	871	Borescope.....	1485
Heat Resistant Clothing		Hooks & Picks	1307	Metal Markers.....	1444	Inspection Gloves	625
Aprons.....	551	Hoppers, Self-Dumping	171	MSDS Products.....	667, 848-849	Inspection Mirrors	883
Coats.....	551	Horizontal Sheet Rack	53	Paint Markers.....	1142, 1442-1444	Instant Adhesives	1031-1032
Leggings.....	551	Horns	221	Paint Sticks.....	1142, 1443-1444	Instrument Tray	751
Heat Resistant Gloves	605, 622-624	Signal.....	444	Pipe Markers.....	833-841	Instruments	
Heat Resistant Mitts	622	Hose Clamps	1238	Safety Whips.....	856	Anemometers.....	1486-1487
Heat Stress Meter	645, 1475	Hose Fittings	1234, 1239, 1247, 1250	SDS Products.....	847-849	Balometers.....	1488
Heaters		Welding.....	1074	Self-Adhesive Letters.....	800	Bi-Metal Thermometers.....	1473
Ceiling Mounted.....	1504	Hose Protectors, Dock	217	Self-Adhesive Numbers.....	800	Borescope.....	1485
Drum.....	237	Hose Reel Carts	1237	Signs.....	12, 48, 210, 308, 653, 727, 758, 803-817, 820-823, 849, 851, 857-859	Cable Tracers.....	1468, 1543
Fan Forced.....	1503, 1505	Hose Reels	1076, 1234-1237, 1532	Snow Flags.....	871	Calipers.....	1275, 1309-1310
Pail.....	237	Hose Repair Kits	377	Soapstone.....	1143	Circuit Testers.....	1461, 1539
Portable.....	1504	Welding.....	1075	Stencil Inks.....	799	Clamp Meters.....	1460-1461, 1466, 1468, 1540
Radiant.....	1503-1505	Hose Whips	1250	Stencils.....	797-798	Conductivity Meters.....	1490
Radiator.....	1503	Hoses		Tags.....	12, 786-788, 790-793, 1448	Cooking Thermometers.....	1471, 1473
Tent.....	489	Air.....	1207, 1233-1235	Tape.....	811, 868-870	Counters.....	1483
Wall.....	1504	Discharge.....	263	TDG Products.....	851-854	Digital Thermometers.....	1472-1473
Heating Tips	1072	Drench.....	726	WHMIS Products.....	845-847	Distance Measurers.....	1276-1279, 1309-1312, 1482, 1484
Hedge Shears	369	Garden.....	378	Windsocks.....	871	Feeler Gauge Stock.....	1274
Helmets, Welding	481, 1121-1127	Loc-Line®.....	1150-1153	Illuminometers, Digital	1481	First Aid.....	729-735, 747, 751, 756
Hex Bit Sockets	1315-1316	Lubricant.....	996	Impact Gloves	605-607, 644	Force Gauges.....	1484
Hex Bits	1344	Welding.....	1068, 1075, 1110	Impact Labels	1430	Gas Detectors.....	482-487, 1474
		Hot Compresses	731-732, 734, 750			Hardness Testers.....	1479
		Humidifiers	1500				
		Humidity Labels	1429				
		Humidity Meters, Infrared	1475				



Heat Stress Meter.....	645, 1475	Pipe.....	1115	Straws.....	1583	Laminators, Document	1574
Humidity Meters.....	1475	Trailer.....	212	Table Caddies.....	1557	Lamps	
Hygrometers.....	1474, 1476	Janitorial Products		Tables.....	382, 1556-1557	Desk.....	1524, 1582
Illuminometers.....	1481	Broom & Mop Racks.....	286	Kits		Floor.....	1527
Indoor / Outdoor Thermometers.....	1472	Brooms.....	287-290, 301	Airway.....	763	Fluorescent.....	1524-1526, 1529-1530, 1582
Infrared Thermometers.....	1469-1470	Brushes.....	26, 291-292, 300-301,	Auto Body Repair.....	208	H.I.D.....	1529-1530
Inspection Cameras.....	1376, 1485	349, 946, 1383, 1386	Burn Care.....	753	Halogen.....	219, 1524, 1527-1528, 1582
Inspection Mirrors.....	883	Buckets.....	305-307	CPR.....	763	Incandescent.....	1525-1526, 1528, 1532, 1582
Insulation Testers.....	1467	Buckets / Wringers.....	306-307	Fall Protection.....	505-507	LED.....	219
LCR Meters.....	1468	Burnishing Pads.....	362	First Aid.....	729-739, 745	Lanterns	
Light Meters.....	1481	Carts.....	275, 309	Laser Distance.....	1482	6 V.....	1517
Magnifiers.....	1524	Cleaning Pads.....	292, 294, 302, 320, 362	Lockout.....	772, 777-779	Cordless.....	1516
Manometers.....	1487-1488	Cloths.....	293-294	Power Tool Combo.....	1164-1166	Waterproof.....	1518
Micrometers.....	1275	Dusters.....	294, 302, 320	Spill Control.....	689-698, 760	Lanyards	
Moisture Meters.....	1477	Dustpans.....	290, 296, 687	Welding Torch.....	1064, 1109	Arc Rated.....	510, 560
Motor Rotation Testers.....	1468	Extension Poles.....	287-288, 292-294,	Knee Boots	631-632	Eyewear.....	408
Multi-Function Testers.....	1462	297-299, 302, 1048	Knee Pads		Hard Hat.....	420, 522, 524
Multimeters.....	1460, 1462	Funnels.....	317, 993-994	Co-Polymer / Ester Tricot.....	639	Positioning and Restraint.....	508
Oral Thermometers.....	756	Hand Towels.....	Foam.....	640	Self-Retracting.....	492, 512-513, 515
ORP Meters.....	1490	334, 340-344, 384, 1005, 1583	Foam / Hard Shell.....	640	Shock Absorbing.....	141, 507-510
pH Meters.....	1490	Liquid Measures.....	993	Gel.....	639-640	Tie-Back.....	509-510
Phase Rotation Testers.....	1468	Measuring Cups.....	317, 994	Hard Shell.....	640	Tool.....	522-524
Pocket Gauges.....	1275	Mops.....	292-295, 304-306	Leather.....	1133	Welding.....	510
Porosity Detectors.....	1478	Pressure Washers.....	374-375	Rubber.....	640	Laser Distance Kits	1482
Pressure Gauges.....	1068, 1224, 1232, 1489	Scoops.....	363, 366, 694, 994	Knearing Pads	639	Laser Levels	1282-1283, 1461
Psychrometers.....	1475	Scrubbers.....	292, 302, 320	Knit Gloves	626, 629	Latch Clamps	1290-1292
Refractometers.....	1490	Squeezegees.....	296-299, 301, 687	Knives		Latex Coating	1042
Scales.....	203, 1433, 1491-1496	Sweepers.....	286, 358	Cafeteria.....	1583	Latex Paint	1042
Sound Level Meters.....	440, 1480-1481	Trigger Sprayers.....	302, 320	Curved Blade.....	1382, 1386	Laundry Equipment	
Stem Thermometers.....	1473	Vacuum Cleaners.....	352-361, 688, 1225	Drywall.....	1052-1053, 1382, 1386	Bags.....	303
Stopwatches.....	645, 1475, 1483	Washroom Products.....	314, 321-322,	Flooring.....	1441	Carts.....	303
Stroboscopes.....	1483	340-351, 1375, 1583	Linoleum.....	1382, 1441	Detergents.....	317
Surface Mount Thermometers.....	1473	Waste Management.....	169, 236, 266-285,	Packaging.....	1309, 1312, 1425,	Hampers.....	303
Tachometers.....	1482	290, 348-350, 383, 657, 761, 1037, 1577	1430, 1434, 1438-1442	Ironer Trucks.....	303
Temperature Probes.....	1471, 1475, 1488	Water Brooms.....	377	Pocket.....	1355	Linen Trucks.....	303
Temperature Recorders.....	1476	Window Washers.....	299	Putty.....	1052, 1382, 1386	Lava Nozzles	1105
Thermal Cameras.....	1470	Wipes.....	316, 318, 332, 334-339,	Roofing.....	1441	Layout Fluids	1145, 1148
Thermocouple Thermometers.....	384, 465, 759-760, 1054	Rubber Cutting.....	1371, 1441	L-Clamps	1284
.....	1429, 1471, 1474-1475	Wipes Dispensers.....	334, 336, 338-340	Straight Blade.....	1382, 1386	LCR Meters	1468
Thermometer / Hygrometers.....	Wringers.....	294, 307	Utility.....	1382, 1440-1442	Leads, Test	1463
.....	645, 1472, 1474-1476	Jars, Storage	28	Knockout Tools	1162	Leak Diverters	683
Thickness Gauges.....	1478-1479	Jelly, Petroleum	749	Kraft Paper	1428, 1430	Leak Plug	683
Time Clocks.....	1575	Jerry Cans	671-672	Leak Seal	683	Leather Gloves	
Timers.....	378, 1483	Jersey Gloves	628-629	608-613, 618, 621, 1131, 1310-1311	LED Lamps / Light Bulbs	219
Torque Meters.....	1329	Jib Booms	201	Lab Coats	550	Leg / Arm Bands, Traffic Control	548
Torque Multipliers.....	1328	Jib Cranes	201	General Protection.....	531-534, 536, 539	Leggings, Heat Resistant	551
Torque Screwdrivers.....	1329	Jig Saws		Label Holders	5, 12, 48, 72-73, 1571	Lens Cleaners	
Torque Wrenches.....	1328	Heavy-Duty.....	1178	Label Makers		Solutions.....	409
Vibration Meters.....	1484	Orbital.....	1178	Accessories.....	5, 12, 825, 827-828	Stations.....	409
Voltage Testers.....	1462, 1543	Jiggers	144, 182-186	Portable.....	824-825, 827, 1572-1574	Tissues.....	409
Wall Clocks.....	1575	Jobsite Boxes	36, 1394, 1401-1407	Ribbons.....	824-828, 830, 1573	Towellettes.....	409, 465, 760
Insulated Cutters	1377			Software.....	1574	Lenses, Filter Plate	1122, 1128
Insulation Testers	1467			Table Top Versions.....	828, 1572-1573	Letters, Self-Adhesive	800
Insulator Caps, MIG Gun	1098			Tapes.....	825-826, 828-830, 1572-1574	Levelers, Dock	214
Insulators, TIG Torch	1108			Labels		Leveling Mounts	1272
Integral Probe Anemometers	1486-1487			GHS Safety.....	844-845	Levels	
Iron Shear Cutters	1361			Handling.....	1430, 1448	Chalk Lines.....	1279
Ironer Trucks	303	Keel Klamp® Pipe Fittings	79-81	Humidity.....	1429	I-Beam Frame.....	1281
Irons, Soldering	1080-1082	Keel Klamp® Piping	81	Impact.....	1430	Laser.....	1282-1283, 1461
ISO Safety Labels	818-819, 845	Key Boxes	654	ISO Safety.....	818-819, 845	Pipefitting.....	1115-1117
Isolators, Vibration	1272	Key Cabinets	1570	Lock.....	770	Plumb Bobs.....	1279, 1283
Isopropyl Rubbing Alcohol	748	Key Chains	1570-1571	TDG.....	855, 1448	Pocket.....	1115
		Key Racks	1570	Temperature.....	1429	Torpedo.....	1281
		Key Rings	794	WHMIS.....	846	Lever Pumps	256
		Key Tags	1570	Ladder, Step Stool Hand Truck	1581	Lids.....	266, 268, 271-272, 276-277
		Keyboard Trays	1558	Ladder Trucks	134	Drum.....	236, 670, 699
		Keyboard Wrist Rests	1558	Ladders		Pail.....	236
		Keys, Hex	81, 1309-1312, 1346-1347, 1383	Crossover.....	140	Waste Container.....	266, 268, 271-272, 276-277
		Kitchen Supplies		Double Stepladders.....	129-131	Life Lines	
		Aluminum Foil.....	1583	Escape.....	656	Self-Retracting.....	492, 512-515, 518
		Cling Wrap.....	1583	Extension.....	132-133, 135	Vertical.....	517, 520
		Coffee Equipment.....	1583-1584	Multi-Purpose.....	131-132, 1150	Lift Tables	178-179, 181, 184
		Coolers.....	1586	Platform.....	127, 129-131, 135	Lifters	
		Cup Dispensers.....	1583	Rolling.....	135, 137-140	Drum.....	238-243, 701
		Cups.....	1583	Single.....	127, 132-133	Shop.....	180, 703
		Forks.....	1583	Stairway.....	140	Lifting Equipment	
		Knives.....	1583	Stepladders.....	127-128, 134-135	Aircraft Cables.....	194
		Microwave Ovens.....	1584	Stepstands.....	135-137	Beam Clamps.....	199, 519
		Napkin Dispensers.....	343-344, 1583	Stepstools.....	134, 136, 1549	Beam Trolleys.....	190, 519
		Napkins.....	343-344, 1583	Trestle Stepladders.....	129-131	Chain.....	193
		Plates.....	1583				
		Refrigerators.....	1584				
		Spoons.....	1583				
		Stirring Sticks.....	1583				

Clevis Grab Hooks.....192-193
 Cranes.....200-202, 208
 Engine Tilters.....208
 Hoists.....190-191, 199
 Hooks.....192-193
 Jacks.....206-208, 212
 Jibs.....201
 Lift Tables.....178-179
 Lifting Clamps.....198
 Magnetic Lifters.....196, 198, 1298
 Manhole Lid Lifters.....489
 Pallet Lifters.....181, 184, 201
 Pallet Trucks.....144, 182-186
 Skid Lifts.....181, 184
 Sky Hooks.....199
 Slings.....188-189
 Slip Hooks.....192-193
 Stackers.....180, 703
 Vacuum Cups.....196-197

Light Bulbs
 Fluorescent.....1524-1526, 1529-1530, 1582
 H.I.D.....1529-1530
 Halogen.....219, 1524, 1527-1528, 1582
 Incandescent.....1525-1526, 1528, 1532, 1582
 LED.....219

Light Fixtures.....1520
Light Meters, Digital.....1481
Lighters, Flint.....1073

Lighting
 Bay Lights.....1520
 Desk Lamps.....1524, 1582
 Dock Lights.....218-220
 Emergency Lights.....1521-1522
 Exit Lights.....1521
 Flashing Lights.....222-223, 863, 866
 Flashlight Belt Holsters.....1509-1511
 Flashlights.....1162, 1509-1519
 Floodlights.....1162, 1520, 1526-1528, 1530
 Floor Lamps.....1527
 Hand Lamps.....1525-1528, 1531-1532
 Headlights.....419, 549
 Lamps / Light Bulbs.....219, 1524-1530, 1532, 1582
 Lanterns.....1516-1518
 Lightsticks.....858, 860
 Penlights.....1512
 Spot Lights.....187, 1516, 1518
 String Lights.....1528
 Task Lights.....1523, 1529-1530
 Telescopic Lights.....1528
 Traffic Wands.....1509
 Warning Lights.....222-223, 863, 866

Lighting Baton.....858, 860
Lightsticks.....858, 860

Limited Use Clothing
 Aprons.....529-531, 533-534
 Coveralls.....532-533, 535-539, 689-693, 697
 Hoods.....527, 534
 Lab Coats.....531-534, 536, 539
 Pants.....534
 Shirts.....534

Line Stripping Paint.....1039
Lineman's Pliers.....1309-1312, 1348
Linen Trucks.....303

Liners
 Container.....280
 Drum.....235
 Gaylord.....4, 280
 Hard Hat.....418, 553
 MIG Gun.....1095-1097
 Waste Container.....267, 269-270, 273, 285

Linoleum Knives.....1382, 1441
Lip Balm.....335, 384, 750
Liquid Measures.....993
Liquid Tip Markers.....846, 1445, 1578
Literature, First Aid.....729-735
Literature Displays.....1568
Litter Pickers.....282, 383
Litter Scoops.....282, 290, 383
Load Binders.....192
Lock Labels.....770
Locker Room Benches.....108, 382

Lockers
 Plastic.....109-110
 Steel.....104-108

Locking Pliers.....1288, 1309-1312, 1351-1354

Lockouts
 Ball Valve.....780, 782-784
 Butterfly Valve.....783
 Cable.....779
 Circuit Breaker.....781-782
 Confined Space.....784
 Electrical Plug.....781-782
 Electrical Switch.....781
 Gas Cylinder.....106
 Gate Valve.....784
 Hasps.....764, 768-769, 780
 Kits.....772, 777-779
 Pneumatic Fitting.....1250
 Pump.....259
 Stations.....772-779
 Tags.....786-790

Lockouts Dielectric, Hasps.....780

Locks
 Dielectric Padlocks.....769
 Padlocks.....99, 110, 764-772
 Wheel.....782

Loc-Line® Hosing.....1150-1153

Logistic Straps.....246, 1456
Logistic Tracks.....212, 1457

Long Nose Pliers.....1309-1312, 1348, 1351, 1377

Loosefill.....1428

Lopping Shears.....369

Lotions, Body.....749

Loudspeakers.....444

Lubricants
 Air Tool Oil.....1037, 1261
 Anti-Seize.....1016
 Bearing Greases.....1017
 Cutting Fluids.....1148-1149
 Dielectric Greases.....1018
 Dry.....1008-1010, 1012
 Food Grade.....1008, 1010-1011, 1018
 Freeze Spray.....1006
 General Purpose.....1013
 Graphite.....1008
 High Temperature Greases.....1017
 Layout Fluids.....1145, 1148
 Machinery Oil.....1011
 Mold Release.....1009
 Multi-Purpose Greases.....1011, 1018
 Penetrants.....1004, 1012-1013, 1020, 1144
 Pump.....1144
 Silicone.....1008, 1010
 Spray.....1008-1013, 1018
 Synthetic.....1009, 1012
 Synthetic Greases.....1018
 Tapping Compounds.....1149
 White Lithium.....1018
 White Lithium Greases.....1018
 Wire Pulling.....1012, 1543

Lubricating Equipment
 Control Valves.....1000
 Fittings.....999-1001
 Grease Guns.....996-997, 1017, 1161, 1309
 Grease Pumps.....999-1000
 Hoses.....996
 Loc-Line Hosing.....1150-1153
 Oil Cans.....999

Lubricators, In-Line.....1251, 1256, 1261
Lugs, Welding Cable.....1085

Lumber Carts.....159-160
Lumber Crayons.....1142, 1444



Machine Cleaners, Heavy-Duty.....320
Machine Stands.....120
Machine Taps.....976
Machine Tool Pumps.....1150
Machine Vises.....1295
Machine Wrap.....1426

Machinery
 Bandsaws.....1178
 Drilling Machines.....1188-1189, 1266-1267
 Rollers.....204-205
 Sandblasting Equipment.....1055-1057, 1225
 Shrink Wrap.....1426

Machinery & Operations Signs.....804-805, 809

Machinery Oil.....1011
Machinery Rollers.....204-205
Magnetic Brooms.....290
Magnetic Lifters.....196, 198, 1298
Magnetic Retrievers.....1297-1298
Magnetic Tags.....12

Magnets
 Bar.....1298
 Ceramic.....1299
 Cup.....1299
 Print Holders.....1298
 Rare Earth.....1299
 Retrievers.....1297-1298
 Strip.....1298
 Sweeper.....286
 Welding Grounds.....1086
 Welding Squares.....1086

Magnifier Plates.....1126, 1128

Magnifiers
 Illuminated.....1524
 Lenses.....1524

Mail Sorters.....1566
Mailboxes.....1576
Mailers.....1434-1435
Maintenance Brushes.....26, 300-301, 1383, 1386
Maintenance Platforms.....141
Maintenance Signs.....808-809, 813
Mallets.....1309, 1311, 1362-1363, 1380
Manhole Lid Lifters.....489
Manhole Shields.....489, 491
Manifolds, Air.....1250
Manometers.....1487-1488
Marine Jacks.....207

Markers
 Liquid Tip.....846, 1445, 1578
 Lumber Crayons.....1142, 1444
 Metal.....1444
 Office.....823, 846, 1442, 1445, 1569, 1578
 Paint.....1142, 1442-1444
 Paint Sticks.....1142, 1443-1444
 Permanent.....1442, 1445, 1578
 Pipe.....833-841
 Pipe Contour.....1116-1117
 Soapstone.....1143
 Whiteboard.....823, 1569

Marking Flags.....871
Marking Paint.....1038, 1040
Marking Paint Applicator.....1040
Marking Wands.....1038-1040
Masking Tape.....1414
 Painter's.....1050

Masks
 CPR.....729-730, 762-763
 Dust.....447, 453

Material Handling
 Box Trucks.....166, 172-175
 Cargo Bars.....212, 1457
 Carts.....660, 662
 Conveyors.....224-225
 Decking & Shoring Beams.....212, 1457
 Dollies.....20, 97, 103, 176-177, 208-209, 1078
 Drywall Carts.....159
 Engine Stands.....208
 Forklift Bump Guard.....186
 Forklift Checklist Kit.....187
 Forklift Extensions.....141, 187, 242
 Forklift PPE Battery Kit.....186
 Gas Cylinder Trucks.....1078
 Hand Trucks.....144-146, 148-151, 1454, 1554
 Hoppers.....171
 Lifting Equipment.....144, 178-202, 206-208, 212, 489, 519, 703, 1298
 Load Binders.....192

Lumber Carts.....159-160
 Pallet Turntables.....181
 Panel Trucks.....158-160
 Pipe Trucks.....160-161
 Platform Trucks.....152-158, 160, 165
 Reel Dispensers.....167
 Reel Racks.....78
 Security Carts.....77
 Semi-Live Skids.....154, 158
 Shop Carts.....7-8, 42, 73, 76-77, 161-170
 Stands.....207, 209
 Step Ladder Hand Truck.....1581
 Stock Trucks.....166
 Tilt Trucks.....172-173
 Tricycles.....161
 Wagons.....154, 157, 370
 Winches.....195
 Wire Spool Carts.....167
 Work Positioners.....181
 Work Stands.....209, 225

Mats, Grounding.....904

Matting
 Anti-Fatigue.....891-894, 896-897, 899-900, 902-909
 Anti-Static.....560, 903-904
 Clean Room.....907
 Eco.....886
 Entrance.....874, 885-888, 901, 909
 Eyewash Stations.....727, 893
 Runner.....885-888, 901, 909
 Welding.....904, 1119
 Wiper.....874, 885-887

Measurement Devices
 Laser Distance Kits.....1482
 Measuring Counters.....1484
 Tape.....1276-1279, 1309-1312
 Wheels.....1278, 1482, 1484
 Wire Measurers.....1484

Measures, Liquid.....993

Measuring Counters.....1484
Measuring Cups.....317, 994

Measuring Tape
 Oil Gaging.....1279
 Reel.....1279
 Retractable Blade.....1276-1278, 1309-1312

Measuring Wheels.....1278, 1482, 1484

Mechanical Filters.....1059
Mechanic's Dollies.....209
Media, Sandblasting.....1055
Media Recyclers, Sandblasting.....1055-1056

Medicine
 Acetaminophen.....752
 Antacids.....752
 Cough and Cold Relief.....752
 Ibuprofen.....752

Megaphones.....444
Mesh Enclosures.....90
Mesh Partitions.....51, 84-85, 88-89
Message Pads.....1579
Metal Markers.....1444
Metal Snips.....1357-1359
Metal Working Fluids.....1145, 1148-1149
Microfiber Cloths.....293-294
Micrometer, Vernier.....1275
Micrometers, Digital.....1275
Microwave Ovens.....1584
MIG Guns.....1094-1096
MIG Pliers.....1088
MIG Welders.....1092-1093

MIG Wire
 Aluminum.....1138
 Bronze.....1138
 Copper.....1138
 Steel.....1135, 1137

Mini Die Grinders, Air.....1215

Mirrors
 Bathroom.....350
 Convex.....882
 Dome.....881, 883
 Flat.....882
 Inspection.....883

INDEX

Rectangular.....	882
Round.....	882
Mitre Saw Blades	1203
Mitre Saws	1175-1176
Mitts, Heat Resistant	622
Mixers	
Drum.....	249
Pail.....	249
Paint.....	1046
Mixing Valves, Thermostatic	721
Mobile Bins	6
Moisture Meters	1477
Mold Release Lubricants	1009
Monitor Mounts	1558
Monitor Stands	1577
Mops	
Cotton.....	304-305
Dust.....	293, 295
Microfibre.....	295
Poly / Mesh.....	305
Polyester / Rayon.....	304
Sponge.....	292-293
Wet.....	292-295, 304-306
Motor Oil	1015
Motor Rotation Testers	1468
Motors, Coring	1189
Mounts	
Cupmounts.....	1272
Leveling.....	1272
Monitor.....	1558
Moving Supplies	
Cargo Nets.....	1455
Jack Bars.....	1457
Logistic Tracks.....	212, 1457
Moving Blankets.....	1454
Straps.....	150, 246, 1454-1456
Tie-Downs.....	683, 1455-1457
MSDS	
Binders.....	849
Information Centers.....	848-849
Storage Boxes.....	667
Muffs	
Cap Mounted.....	433-439
Headband.....	433-438, 549
Headstrap.....	433-438, 549
Hearing.....	435
Neckband.....	434, 436-437
Multi-Gas Detectors	482-486
Multi-Gas Meters	483
Multimeters	
AC/DC.....	1460, 1462
Electrical.....	1460
True RMS.....	1460
Multi-Purpose Greases	1011, 1018
Multi-Purpose Hand Tools	1355
Multi-Purpose Ladders	131-132, 1150
Multi-Tip Screwdrivers	1340-1341
-N-	
Nail Guns	
Cordless.....	1163
Electric.....	1446
Nails, for Nail Guns	1446
Napkin Dispensers	343-344, 1583
Napkins	
Cafeteria.....	343-344, 1583
Sanitary.....	348
Neck Protectors, Welding	1125
Neck Shades, Cooling	647
Needle Nose Pliers	1349, 1351
Nesting Bins	18-19, 26
Nets	
Cargo.....	1455
Hair.....	526-527
Neutralizers	
Battery Acid.....	686, 1037
Spill Control.....	686, 697
Newsprint	1428
Nibblers	1173
Nippers, End Cut	282, 383, 1357

Nipples, Pipe Thread	1240, 1243-1244
No Smoking Signs	806-808, 810
Non-Aqueous Developers	1144
Non-Chlorinated Cleaners	1020, 1144
Non-Chlorinated Degreasers	1144
Non-Chlorinated Developers	1020, 1144
Non-Sparking Tool Kits	1386
Non-Sparking Tools	
Chisels.....	1381
Hammers.....	1380, 1386
Hex Keys.....	1383
Mallets.....	1380
Pliers.....	1383, 1386
Scrapers.....	1382, 1386
Sockets.....	1385
Spatulas.....	1382
Wedge.....	1381
Wrenches.....	1384-1386
Nose Cutting Pliers	1350, 1353
Nozzle Cleaners	1143
Nozzle Gels, MIG Gun	1145
Nozzle Reamers	1088
Nozzles	
Garden Hose.....	376-377
MIG Gun.....	1095-1098
TIG Torch.....	1104-1106
Numbered Tags	793
Numbers, Self-Adhesive	800
Nut Drivers	
Cushion Grip.....	1342
Hollow Shaft.....	1342
Insulated.....	1378
Magnetic.....	1342
Sets.....	1342
Nuts, Hex	85, 89
Nutsetters	1343

-O-

Odour Neutralizers, Footwear	750
Office, Dry Erase Whiteboard Wipes	1569
Office Desks	1567
Office Fans	1499
Office Seating	1546, 1548-1549, 1553-1554
Ergonomic.....	1547-1549, 1554
Office Supplies	
Binders.....	1579
Clipboards.....	1579
Corkboards.....	1569
Desk Organizers.....	1577
Directory Boards.....	1569
Display Hangers.....	1435
Dry Erase Whiteboard Wipes.....	1569
File Folders.....	1564, 1579
Filing Boxes.....	1564
Grounding Mats.....	904
Hi-Liters.....	1578
Literature Displays.....	1568
Markers.....	823, 846, 1442, 1445, 1569, 1578
Message Pads.....	1579
Monitor Mounts.....	1558
Paper Clamps.....	1565
Paper Clips.....	1580
Pencil Sharpeners.....	1578
Pencils.....	729, 732-733, 1578
Pens.....	1578
Printer & Photocopier Paper.....	1579
Push Pins.....	1569
Rubber Bands.....	1423, 1580
Sheet Protectors.....	1579
Staples.....	1446
Suggestion Boxes.....	1581
Tape.....	1580
Tape Dispensers.....	1580
Whiteboards.....	1569
Offset Wrenches	1373
Oil	
Air Tool.....	1037, 1261
Machinery.....	1011
Oil Cans	999

Oily Waste Cans	670-671
Ointments, Burn Care	749
Omni-Directional Stands	225
Open End Wrenches	1335
Open Wire Workstations	118
Openers, Pail	250
Oral Thermometers	756
Orbital Sanders, Air	1207, 1211-1212, 1218-1219
Order Picking Carts	165
O-Rings, MIG Gun	1095
ORP Meters	1490
Oscillators, Garden Hose	376
Outdoor Equipment	
Bicycle Racks.....	379
Grounds Maintenance.....	172, 320, 364-373, 376-378, 1381
Park Benches.....	380
Picnic Tables.....	380
Snow Removal.....	364, 871
Outfits, Welding	1062-1064
Outlet Adaptors, GFCI	1540
Outlet Boxes, GFCI	1539
Oval Sleeves	194
Oven Cleaners	316
Ovens, Electrode	1089
Overalls	
Arc Flash.....	555-556
Flame Resistant.....	555-556
Rain.....	542
Overboots	633
Overpack	689-690, 693, 697, 700-702, 713
Overshoes	633-634
Oxygen Hoses, Welding	1075
Oxygen Masks, Kits	763

-P-

Packaging	
Benches.....	1433
Boxes.....	1431
Bubble Pouches.....	1435
Bubble Wrap.....	1427
Bungee Cords.....	1455, 1457
Cable Tie Tools.....	1452
Cable Ties.....	793-794, 1435, 1452
Corrugated Paper.....	1430
Desiccants.....	1429
Edge and Corner Protectors.....	48, 86-87, 216, 1421, 1423
Flexible Netting.....	1430
Foam.....	1427
Handling Labels.....	1429-1430, 1448
Knife Blades.....	1425, 1430, 1434, 1438-1442
Knives.....	1309, 1312, 1425, 1430, 1434, 1438-1442
Kraft Paper.....	1428, 1430
Loosefill.....	1428
Mailers.....	1434-1435
Moving Straps.....	150, 246, 1454-1456
Newsprint.....	1428
Packing List Envelopes.....	1449
Pads.....	1431
Poly Bags.....	1436
Poly Tubing.....	1430, 1437
Rope.....	1450
Shrink Wrap.....	1426
Shrink Wrap Machines.....	1426
Staple Removers.....	1447
Staplers.....	1446-1447
Staples.....	1446-1447
Strapping.....	1419-1422
Stretch Wrap.....	1424-1426
Stretch Wrap Dispensers.....	1424-1426
Tape.....	829, 1410-1416, 1429, 1436
Tape Dispensers.....	1411-1413, 1416, 1429
TDG Labels.....	855, 1448
Temperature Labels.....	1429
Tie-Downs.....	683, 1455-1457
Pail Dollies	244
Pail Funnels	699
Pail Heaters	237
Pail Inserts	235
Pail Mixers	249
Pail Openers	250
Pail Tipplers	245
Pail Tumblers	248
Pails	27, 695-696
Pain Relievers	752
Paint	
Acrylic.....	1040, 1042-1044
Alkyd.....	1040-1041, 1043-1044
Antislip.....	1045
Applicator.....	1040
Epoxy.....	1042-1043
Floor.....	1019, 1044-1045
High Heat.....	1042-1043
Latex.....	1042
Line Striping.....	1039
Marking.....	1038, 1040
Rubber.....	1012, 1015, 1045
Paint Accessories	1046, 1050, 1054
Paint Brushes	1046-1049
Paint Markers	1142, 1442-1444
Paint Remover	1039
Paint Roller Covers	1049-1051
Paint Rollers	1049-1051
Paint Stencils	797-798
Paint Sticks	1142, 1443-1444
Paint Supplies	
Accessories.....	1046, 1050, 1054
Brushes.....	1046-1049
Cloths.....	1054
Drop Sheets.....	1054
Foam Rollers.....	1049
Paint Remover.....	1039
Paint Thinner.....	1037
Roller Covers.....	1049-1051
Rollers.....	1049-1051
Sponging & Ragging.....	1050
Wall Barriers.....	1054
Paint Thinner	1037
Painting Supplies	
Extension Poles.....	287-288, 292-294, 297-299, 302, 1048
Masking Tape.....	1050
Mixers.....	1046
Paint Guns.....	1051
Paint Sprayers.....	1042, 1051
Paint Trays.....	1050
Pallet Covers	1423
Pallet Lifters	181, 184, 201
Pallet Pullers	186
Pallet Racks	49-51
Pallet Servers	239
Pallet Tilters	184
Pallet Top Sheet	1423
Pallet Trucks	144, 182-186

Pallets		Eyewear.....	386-408, 412,	Structural Foam Deck.....	157	Power Sockets	1323, 1327
Aluminum.....	48	689-697, 1120, 1310-1311	Wood Deck.....	153-154	Power Strips, GFCI	1540-1542
Plastic.....	46-48, 1423	Faceshields	410-413, 557	Platforms		Power Tools	
Spill Control.....	704-708, 710, 713-714	Fingercots	600	Maintenance.....	141	Balancers.....	203
Palm Sanders	1180	Footwear	289, 527, 534, 631-638, 889	Work.....	135-136, 906	Combo Kits.....	1164-1166
Panel Trucks	158-160	Forearm Protectors	528-529, 534, 643	Pliers		Demolition Hammers.....	1187
Panels, Bins	7	Gloves	549, 558-559, 562-629, 644, 656,	Bolt Holder.....	1349	Dremel Tools.....	1192
Pans, Drip	252, 680-681	729-735, 762, 1129-1131, 1310-1311	Chain Nose.....	1348	Drill / Drivers...1156-1158, 1161, 1164, 1182	
Pants		Headwear	414-418, 526-527	Combination Slip-Joint.....	1377	Drill Chucks.....	1268-1269
Arc Flash.....	554	Hearing Bands	430-431	Convertible.....	1353	Drills.....	1158-1159, 1182-1187
Flame Resistant.....	554	Knee Pads	639-640, 1133	Crimping Die.....	1349, 1377	Grinders.....	916-917, 1163, 1168-1172, 1270
General Protection.....	534	Mitts	622	Cutting.....	1309-1312,	Hammer Drill / Drivers.....	1157-1159
Rain.....	541, 551-552	Respirators	447-466, 469-473, 475, 477,	1348-1351, 1353, 1377, 1383	Heat Guns.....	1190-1191
Work.....	550, 552	479-481, 1122, 1127	Lineman's.....	1309-1312, 1348	Impact Wrenches.....	1159-1160, 1181
Paper		Shin Guards	638	Locking.....	1288, 1309-1312,	Knockout.....	1162
Corrugated.....	1430	Petroleum Jelly	749	1351-1352, 1354	Nail Guns.....	1163, 1446
Kraft.....	1428, 1430	pH Meters	1490	Long Nose.....	1309-1312, 1348, 1351, 1377	Nibblers.....	1173
Printer & Photocopier.....	1579	Pharmaceutical Products		MIG.....	1088	Power Scrapers.....	1186
Tissue.....	1428	Cream Dispensers.....	331	Needle Nose.....	1349, 1351	Rotary Hammers.....	1159, 1185-1187
Toilet.....	340, 345-346	Hand Creams.....	331, 333	Non-Sparking.....	1383, 1386	Sanders.....	1180
Paper Bags	1435	Hand Sanitizers.....	323-324, 333, 760	Pump.....	1377	Saws.....	872, 914, 1162-1163, 1174-1179
Paper Clamps, Hanging	1565	Insect Repellent.....	335, 384	Retaining Ring.....	1353	Screw Guns.....	1187
Paper Clips	1580	Insect Sting Relief.....	749	Round Nose.....	364	Screwdrivers.....	1161, 1187
Paper Cutters	1427, 1432-1433	Medicine.....	752	Sets.....	1354	Shears.....	1173
Paper Towel Dispensers	340-343, 1583	Petroleum Jelly.....	749	Slip Joint.....	1309-1312, 1348-1349	Power-Lock Discs	924-925, 935
Paper Towels	341-344, 346	Skin Conditioners.....	333	Snipe Nose.....	1377	PPE Battery Kit, Forklift	186
PAPR Respirators		Skin Creams.....	333	Tongue & Groove.....	1309-1312, 1348-1349	Precision Screwdrivers	1341
.....	466, 470-481, 1122, 1127	Sunscreen.....	335, 384	Vise Grips.....	1352	Prentice Drill Bits	969-970
Parade / Waiter's Gloves	625	Phase Rotation Testers	1468	Wire Stripping.....	1377	Presses, Arbor	208
Parallel Clamps	1286-1287	Phillips® Bits	1345	Plugs		Pressure Gauges	
Park Benches	380	Phillips® Screwdrivers	1309-1312,	Electrical.....	1084	Dial.....	1058
Parkas	552, 555	1338-1341, 1378, 1383, 1386	GFCI.....	1540	Dry.....	1489
Parking Curbs, Traffic Control	861	Photocopier Paper	1579	Plumb Bobs	1279, 1283	Liquid Filled.....	1489
Parking Signs	810, 820	Picks	368, 1381	Plumbers' Putty	1022	Tire.....	1224
Particulate	685	Picks & Hooks	1307	Plunger Cans	670	Pressure Sensitive Letters	800
Partitions		Pick-up Magnets	1297-1298	Plungers, Toilet	349	Pressure Sensitive Numbers	800
Column Protectors.....	86	Picnic Tables	380	Pneumatic Fitting Lockouts	1250	Pressure Washers	374-375
Enclosures.....	866	Pictograms		Pneumatic Pipe Fittings		Prick Punches	1370
Fences.....	865	Right-To-Know.....	846	1228, 1240-1244, 1247	Primers, Adhesive	1032
Gates.....	82-84, 216, 309, 866-867, 878	WHMIS.....	845-846	Pneumatic Piping	81	Print Holders	1298
Guard Rails.....	54, 84-85, 489	Pillows, Spill Control	680	Pneumatic Tube Fittings	1239, 1248	Printer Paper	1579
Manhole Shields.....	489, 491	Pin Face Spanners	1330	Pneumatic Tubing	1239	Privacy Shower Curtain	727
Perimeter Guards.....	51, 84-85, 88	Pin Punches	1309-1310, 1312, 1368-1370	Pocket Gauges	1275	Probes	
Steel Mesh.....	51, 84-85, 88-89	Pinch Bars	1367, 1380	Pocket Knives	1355	Temperature.....	1471, 1475, 1488
Strip Curtain Doors.....	91-93	Pins, Push	1569	Pocket Levels	1115	Test.....	1463
Parts Cleaning		Pipe Cements	1022	Poly Bags	1436	Process Gauges	1489
Bench Cans.....	992	Pipe Contour Markers	1116-1117	Poly Tubing	1430, 1437	Propane Hoses, Welding	1068
Brushes.....	993	Pipe Fittings		Polyethylene Foam Tape	1416	Propane Torches	1064
Dip Tanks.....	992	Keel Klamp®.....	79-81	Pools, Spill Control	694, 711	Protective Wear Signs	806, 809
Dipping Baskets.....	992	Lubrication.....	999-1001	Porosity Detectors	1478	Provioline® Solution	748
Parts Washers.....	993, 995	Pneumatic.....	1228, 1240-1244, 1247	Portable Belts	928	Pruners, Tree	369
Rinse Tanks.....	992	Pipe Flange Aligners	1115-1116	Portable Blasters,		Pry Bars	
Wash Tanks.....	992	Pipe Markers	833-841	Sandblasting.....	1055, 1057	Crate Openers.....	1380, 1386
Parts Storage Carts	42	Pipe Taps	960, 973	Portable Blowers	359, 488, 1059-1060	Multi-Purpose.....	1309-1312, 1366
Parts Washers	993, 995	Pipe Tools		Portable Buildings,		Nail Pullers.....	1366, 1380
Cleaning Fluids.....	995	Clamps.....	1285	Smoking Shelters.....	381	Non-Sparking.....	1380
Patches, Eye	728, 730, 735	Contour Markers.....	1116-1117	Portable File Belts	928	Rolling Head.....	1367
Pavement Tape	868	Flange Aligners.....	1115-1116	Portable Heaters	1504	Tack Pullers.....	1340
Pedestal Fans	1497-1499	Flaring Tools.....	1374	Portable Scales	1492-1494	with Handle.....	1367
Pencil Grinders, Air	1223	Jacks.....	1115	Portable Sheds	381	Pry Dollies	177
Pencil Sharpeners	1578	Wrenches.....	1309, 1372-1373, 1378	Posidriv® Bits	1345	Psychrometers	1475
Pencils	729, 732-733, 1578	Pipe Trucks	160-161	Positioners, Work	181	PTC Fittings	1239
Grease.....	1142, 1445	Pipefitting Levels	1115-1117	Positioning and Restraint Lanyards	508	Pullers	
Penetrants		Piping		Positive Pressure Respirators		Pallet.....	186
5-Way.....	1013	Keel Klamp®.....	81	466, 470-481, 1122, 1127	Pilot Bearing.....	1365
Bolt Removal.....	1013	Pneumatic.....	81	Postal Tubes	1434	Pump Lubricants	1144
KB 88.....	1013	Placards, TDG	851-854	Posters		Pump Pliers	1377
Multi-Purpose.....	1013	Plasma Cutter Guides	1069	SDS.....	847	Pump Wrenches	1335
Water Based.....	1144	Plasma Cutters	1090	WHMIS.....	847	Pumps	
WD-40®.....	1004, 1012-1013	Plastic Bandages	729-735, 741-742, 745	Posts		Air Operated.....	258
Penlights	1512	Plastic Strips	734, 742	Crowd Control.....	821, 874-880	Cam & Groove Fittings.....	263
Pennants, Traffic Control	871	Plates		Snow Clearing.....	871	Coolant Tanks.....	1150
Pens		Cafeteria.....	1583	Pot Brushes	26, 301	Diaphragm.....	258
Office.....	1578	Styrofoam.....	1583	Pouch Tape	1449	Discharge Hoses.....	263
pH.....	1490	Platform Ladders	127, 129-131, 135	Pouches		Drum.....	254-258
Perimeter Guards	51, 84-85, 88	Platform Scales	1494-1495	Bubble.....	1435	Engine-Powered.....	264
Permanent Markers	1442, 1445, 1578	Platform Trucks		Tool.....	523, 1387-1388, 1390-1392	Grease.....	999-1000
Personal Protection		Aluminum Deck.....	155-156	Powder, Scouring	316	Hand.....	254-256, 258-259
Dust Masks.....	447, 453	Dead Skids.....	154	Power Bars	1541	Lever.....	256
Ear Muffs.....	433-439, 549	Non-skid Vinyl Deck.....	156	Power Cable Adapters, TIG Torch	1109	Lockouts.....	259
Ear Plugs.....	423-429, 431	Plastic Deck.....	156-158	Power Cables, TIG Torch	1110	Machine Tool.....	1150
Elbow Protectors.....	643	Semi-Live Skids.....	154, 158	Power Scrapers	1186	Rotary.....	256-258
		Steel Deck.....	152-153, 155, 160, 165				

INDEX

Submersible.....262-263, 1150
Transfer.....258, 263, 671

Punches
Aligning.....1369
Center.....1309-1310, 1312, 1368, 1370
Drift.....1309-1310, 1369-1370
Drive Pin.....1369
Pin.....1309-1310, 1312, 1368-1370
Prick.....1370
Starting.....1370

Purifiers, Air.....1500

Push Brooms.....287-290, 301

Push Pins.....1569

Push to Connect Fittings.....1239

Putty Knives.....1052
Flexible.....1052, 1382
Stiff.....1052, 1382, 1386

-Q-

Quick Clamps.....1288

Quick Couplers.....1207, 1233, 1246, 1248-1250

Quick-Connects, Welding.....1074

-R-

Rack, Carton.....1434

Racks
Bar.....53
Bicycle.....379
Bin.....8-9, 11, 39, 121
Broom & Mop.....286
Cantilever.....52
Coat.....1581
Drum.....245, 703
Gas Cylinder.....1079
Key.....1570
Pallet.....49-51
Reel.....78
Sheet.....53
Stacking.....41, 53-54, 157
Threaded Rod.....45
Tire.....78
Welding.....1078

Radiant Heaters.....1503-1505

Radiator Heaters.....1503

Radios, Two-Way.....435, 438-439, 441-442

Rafter Squares.....1280

Rag Rugs, Spill Control.....679

Rags.....338, 1054

Rail, Grab.....350

Rail Chocks.....210

Rainwear
Flame Resistant.....541-542, 548
Hoods.....541-543, 548
Jackets.....541-542, 551
Overalls.....542
Pants.....541, 551-552
Suits.....540, 543

Rakes.....367

Ramps
Twin.....214
Walk.....214

Rare Earth Magnets.....1299

Rasps
Half Round.....1305
Round.....1305

Ratchet Counters.....1483

Ratchet Straps.....1456

Ratchet Wrenches, Air.....1206, 1210

Ratcheting Wrenches.....1333-1334

Ratchets
1 1/2" Drive.....1324
1" Drive.....1324
1/2" Drive.....1315, 1317-1318, 1320-1321
1/4" Drive.....1317, 1324
3/4" Drive.....1322
3/8" Drive.....1316, 1318-1319

Razor Blades.....1052

Reamers
Adjustable.....985
Chucking.....981-985
Hand.....981
Nozzle.....1088
Taper Pin.....982

Rebar Cutters.....1361

Rebar Tie Wire Cutters.....1350

Receiving Scales.....1494

Receptacles
Electrical.....1084
Sanitary Napkin.....348-349

Reciprocating Saw Blades.....1201

Reciprocating Saws
Air.....1214
Cordless.....1163
Electric.....1179

Record Storage, Shelving.....57

Recycling Containers.....276-279, 1577

Reel Dispensers.....167

Reel Racks.....78

Reels
Cord.....1531-1532, 1537
Hose.....1076, 1234-1237, 1532
Welding.....1076

Refacers, Welding Tip.....1073

Reflectors, Traffic Control.....859

Refractometers.....1490

Refrigerators.....1584

Regulator, Calibration Gas.....484-486

Regulator/Flowmeters, Welding.....1068

Regulators
In-Line.....1232, 1256, 1261
Welding.....1064, 1066-1069

Rehydration Drinks, Sqwincher®.....648-649

Repair Kits, Hose.....377

Repellent, Insect.....335, 384

Rescue Hoist.....492

Rescue Systems.....490-492, 496, 518

Resin Fibre Discs.....922-923, 925

Respirators
Ambient Air Pump.....466, 481, 1127
Cartridges.....456, 460-464, 466, 470, 472-473, 475, 477, 480
Disposable.....447-453
Emergency Escape.....459
Filters.....452, 456-459, 461, 464, 475, 480
Fit Test Kits.....465
Full Face.....455, 458-459, 462-463, 469
Half Mask.....454-455, 458, 461-464, 469
Headgear.....473, 479, 1127
PAPR.....466, 470-481, 1122, 1127
Positive Pressure.....466, 470-481, 1122, 1127
SCBA.....469
Supplied Air.....466, 479
Welding.....450

Retaining Compounds.....1027

Retaining Ring Pliers.....1353

Retaining Rings, MIG Gun.....1095

Revolving Bins.....29

Right-To-Know Pictograms.....846

Rings, Key.....794

Rinse Tanks.....992

Risers, Dock.....215

Robertson® Screwdrivers.....1309-1312, 1338-1340

Rockers, Drum.....245

Rod / Electrode Containers.....1089, 1134

Rods, TIG.....1136-1138, 1140

Rollers
Fountain.....799
Hand.....799
Machinery.....204-205

Rolling Head Bars.....1367

Rolling Knee Dollies.....209

Rolling Ladders.....135, 137-140

Rolling Workbenches.....125

Rolls
Cartridge.....929
Spill Control.....673-678, 689-690
Surface Conditioning.....930, 933-934

Roofing Knives.....1441

Rope
Crowd Control.....879
Packaging.....1450

Rope Ends, Crowd Control.....879

Rope Grabs.....517-518, 520

Rotary Cutters.....1163

Rotary Hammer Bits.....1195-1196

Rotary Hammers.....1159, 1185-1187

Rotary Pumps.....256-258

Rotary Sanders, Air.....1211

Rotators, Drum.....239, 248

Round Files.....1302, 1304

Round Nose Pliers.....364

Round Point Shovels.....366, 1381

Round Rasps.....1305

Rubber Bands.....1423, 1580

Rubber Coating.....1012, 1015, 1045

Rubber Cutting Knives.....1371, 1441

Rubber Paint.....1012, 1015, 1045

Rubbing Alcohol.....748

Runner Matting
Carpet.....886-887
Needle Rib.....885
Pile.....885-888
Polypropylene.....885
Rubber.....888, 901, 909
Vinyl.....901

Rust Converters.....1014, 1146, 1148

Rust Preventers.....1014, 1146

Rust Removers.....1014, 1146

-S-

Safes.....1562, 1577

Safety
Anti-Skid Cleats.....872
Arm Protection.....528-529, 534, 643
Cans.....668-669
Cones.....48, 308, 1423
Cooling Clothing.....645-647
Crowd Control.....794, 821, 874-880
Ear Protection.....423-431, 433-439, 549
Ergonomic Products.....639-644, 746, 1133
Eyewear.....386-408, 412, 689-697, 1120, 1310-1311
Faceshields.....410-413, 557
Fall Protection.....141, 490-492, 494-502, 507-510, 512-520, 522-524, 560
Fire Protection.....651-656, 753
First Aid.....335, 384, 716-763
Flame Resistant Clothing.....541-542, 548
Floor Signs.....296, 308
Flooring.....872-873, 906
Foot Protection.....289, 527, 534, 631-638, 889
Gas Detectors.....482, 484-486
Hand Protection.....549, 558-559, 562-629, 644, 656, 729-735, 762, 1129-1131, 1310-1311
Headwear.....414-418, 526-527
High Visibility Clothing.....543, 545-549, 551
Hygienic Products.....325, 329, 348-349, 731, 734, 751, 758
Insect Repellent.....335, 384
Locking Systems.....654, 770, 782, 1562, 1570, 1577
Lockouts.....106, 259, 764, 768-769, 772-784, 786-790, 1250
Matting.....560, 727, 891-894, 896-897, 899-900, 902-909, 1119
Medicine.....752
Mirrors.....881-883
Oxygen Masks.....763
Padlocks.....99, 110, 764-773
Pharmaceutical.....323-324, 331, 333, 335, 384, 749, 760
Rehydration Drinks.....648-649
Respirators.....447-466, 469-473, 475, 477, 479-481, 1122, 1127
Safes.....1562, 1577
Security Seals.....794, 1451

Shin Guards.....244, 252, 266, 290, 638
Spill Control.....244, 252, 266, 290, 670, 673-687, 689-714, 760
Traffic Clothing.....543, 545-549, 551
Traffic Control.....83, 309, 545-548, 850, 858-864, 867-869, 871, 874
Whips.....856

Safety Pins.....730-735, 751

Safety Signs.....727, 806, 809, 849

Safety Tags.....786-788, 790

Salt.....364

Salt & Sand Containers.....363, 689

Salvage Drums.....689-690, 693, 697, 700-702, 713

Sandblasting Equipment
Dust Collectors.....1056
Guns.....1057, 1225
Media.....1055
Media Recyclers.....1055-1056
Portable Blasters.....1055, 1057
Suction Cabinets.....1056-1057

Sandblasting Gloves.....591

Sanders
Belt.....1180
Belt - Air.....1213, 1216-1217, 1220-1221
Hand.....1053
Orbital - Air.....1207, 1211-1212, 1218-1219
Palm.....1180
Rotary - Air.....1211

Sanding Blocks.....1053

Sanding Sponges.....933

Sandpaper.....930-932

Sanitary Napkin Dispensers.....348

Sanitary Napkin Receptacles.....348-349

Sanitary Napkins.....348

Sanitizing Solution
First Aid Instruments.....751

Saw Blades
Circular Saw.....914, 1202-1203
Combination Saw.....1203
Cut-Off.....1203
Mitre Saw.....1203
Reciprocating Saw.....1201

Sawhorses.....135

Saws
Bandsaws.....1178
Chop.....914, 1174
Circular.....872, 1162, 1177
Drywall.....1053
Framing.....872
Hacksaws.....1300-1301, 1309-1312
Hole.....1197-1198
Jig Saws.....1178
Mitre.....1175-1176
Reciprocating.....1163, 1179
Reciprocating - Air.....1214

Scaffolding.....134, 141-143

Scales, Air.....1207, 1214

Scales
Bench.....1433, 1491-1495
Counting.....1491
Crane.....203, 1496
Dial.....1494
Floor.....1496
Hanging.....203, 1493-1494, 1496
Platform.....1494-1495
Portable.....1492-1494
Receiving.....1494
Utility.....1492-1494
Weighing.....1491-1492

Scaling Chisels.....1088, 1194

Scaling Hammers.....1364

SCBA Respirators.....469

Scissors
Electrician.....1357
First Aid.....729-735, 747
General Purpose.....1356
Industrial.....1356-1357, 1442, 1580

Scoop Shovels.....1381

Scoops
Aluminum.....366, 994
Grain and Coal.....366
Litter.....282, 290, 383

Polyethylene.....	363	Seating	Packing List Envelopes.....	1449	Kevlar®.....	529
Polypropylene.....	694	Chair Caddies.....	Pallets.....	46-48, 1423	Nylon.....	528
Spill Control.....	687	Ergonomic.....	Strapping.....	1419-1422	Polypropylene.....	528, 534
Scoreboard Signs	822-823	Folding Chairs.....	Tamper Seals.....	1451	PVC.....	528-529
Scotch® Tape Dispensers	1580	Footrests.....	TDG Labels.....	855, 1448	SuperFabric®.....	529
Scotch-Brite™ Deburring Wheels		Locker Room Benches.....	Temperature Labels.....	1429	Vinyl.....	528
.....	936, 938, 1271	Office Chairs... 1546, 1548-1549, 1553-1554	Shipping & Receiving Signs	813	Welding.....	1132
Scotch-Brite™ Discs	935	Stacking Chairs.....	Shirts		Sleigh Shovels	365
Scouring Pads	292, 302, 320, 362	Swivel Stools.....	Arc Flash.....	554	Slide Hammers	1365
Scouring Powder	316	Task.....	Flame Resistant.....	554	Slings	
Scrapers		Security	General Protection.....	534	Chain.....	189
Drywall.....	1052, 1382	Carts.....	Work.....	550	Drum Lifting.....	243
Floor.....	292, 298	Gates.....	Shock Absorbing Lanyards	141, 507-510	Nylon.....	188
Non-Sparking.....	1382, 1386	Locking Systems.....	Shoe Brushes	291, 889	Polyester.....	188-189
Power.....	1186	Shoe Covers	289, 527, 889	Slip Hooks	192-193
Rubber.....	886-888	Shop Carts	7-8, 42, 73, 76-77, 161-170	Slip Joint Pliers	1309-1312, 1348-1349
Sidewalk.....	368	Lockouts.....	Shop Coats	550	Slot Drills	986-987
Spill Control.....	687	Shop Cranes	202, 208	Slot Screwdrivers	1309-1312, 1338-1341, 1378, 1383, 1386
Scratch AWL Screwdrivers	1340	Safes.....	Shop Desks	102, 126	Slotted Bits	1344-1345
Scratch Brushes	946-947, 1087	Seals.....	Shop Lifters	180, 703	Slow Moving Vehicle Signs	859
Screens		Self-Adhesive Letters	Shop Stands	207, 209	Small Parts Bins	25, 31, 39
Urinal.....	349	Self-Adhesive Numbers	Shop Sweepers	286, 358	Fiberboard.....	11
Welding.....	1118-1119	Self-Retracting Lanyards	Shop Tables	102	Small Parts Cabinets	30-34, 37-38, 42-43, 45
Screw Extractors	960, 989	Self-Retracting Life Lines	Shoring Beams	212, 1457	Small Parts Cases	36
Screw Guns	1187	Shovels		Smoke Alarm Testers	656
Screwdriver Bits		Self-Stick Bandages	Round Point.....	366, 1381	Smoke Alarms, Ionization	655
Bit Holders.....	1343	Scoop.....	1381	Smoke Ejectors	1501
Cross-Point / Phillips®.....	1345	Semi-Live Skids	Sleigh.....	365	Smoking Shelters	381
Hex.....	1344	Sensor, Gas Detectors.....	Snow.....	364-365	Snipe Nose Pliers	1377
Hex Square Drives.....	1340, 1343	Service Benches	Spill Control.....	686	Snips	
Nutsetters.....	1343	Square Point.....	365-366, 368, 1381	All Purpose.....	1357-1359
Posidriv®.....	1345	Service Writers	Shower Testers	726	Duckbill.....	1357
Slotted.....	1344-1345	Sets	Showers, Emergency	718-719	Grape & Orchid.....	1357
Square Recess.....	1344-1345	Cold Chisel.....	Shredders, Paper	1580	Metal Cutting.....	1358-1359
Torque.....	1343	Files.....	Shrink Wrap	1426	Snow Brushes	364
Torx®.....	1343-1344	Forstner Bit.....	Shrink Wrap Machines	1426	Snow Clearing Posts	871
Tri-Wing.....	1344	Nut Driver.....	Side Cutting Pliers	1349, 1351, 1377	Snow Fences	865
Screwdrivers		Pliers.....	Sidewalk Scrapers	368	Snow Flags	871
Air.....	1207, 1209, 1211, 1222	Rotary Hammer Bit.....	Signal Horns	444	Snow Shovels	364-365
Cabinet Tip.....	1309-1312, 1338-1340, 1383	Screwdriver.....	Signs		Soap	
Cordless.....	1161, 1187	Socket.....	Admittance.....	803-810, 813	Antibacterial.....	324-325, 329
Cross-Point / Phillips®.....	1309-1312, 1338-1341, 1378, 1383, 1386	Tap & Drill.....	Aisle.....	12, 48	Antimicrobial.....	326
.....	1338-1341, 1378, 1383, 1386	Wrench... 1309-1310, 1312, 1332-1334, 1337	Chemical Hazard.....	804, 808	Body Lotion.....	749
Flat Tip / Slot.....	1309-1312, 1338-1341, 1378, 1383, 1386	Shampoo	Confined Space.....	758, 804, 808	Hair and Body.....	325, 329
Multi-Tip.....	1340-1341	Sharps Collectors	CSA Standard.....	814-817	Hand.....	315, 324-329, 331-332
Precision.....	1341	Shears	Direction and Exit.....	807, 810-811	Soap Dispensers	315, 324-326, 330-333
Scratch AWL.....	1340	Air.....	Ear Protection.....	806, 809	Soapstone	1143
Sets.....	1338-1341, 1383	Fabric.....	Electrical Hazard.....	804-805, 808	Socket Accessories	1314-1324, 1327
Square / Robertson®.....	1309-1312, 1338-1340	Exit.....	1521	Socket Sets	
Torque.....	1329	Power.....	Eye Protection.....	806, 809	Hex Bit.....	1315
Torx®.....	1339, 1341	Sheathing Tape	Fall Protection.....	806	Impact.....	1325-1326
Scribe Pens	1212, 1223	Fire.....	653, 807, 810, 812, 817, 822	Standard.....	1309-1310, 1312-1315
Scrub Brushes	26, 291, 300, 946	Sheds, Portable	First Aid.....	727, 805, 809, 812	Sockets	
Scrubbers, Hand	292, 302, 320	Sheet Holders	Floor.....	296, 308, 813	Hex Bit.....	1316
SDS		Sheet Protectors	Hazardous Materials.....	808	Impact.....	1323-1324, 1327
Binders.....	849	Sheets, Burn Care	Machinery & Operations.....	804-805, 809	Non-Sparking.....	1385
Information Centre.....	848-849	Shelf Bins	Maintenance.....	808-809, 813	Power.....	1323, 1327
Poster.....	847	No Smoking.....	806-808, 810	Standard.....	1314-1322
Sealant, Spill Control	683, 694	Shelf Carts	Parking.....	810, 820	Socks, Spill Control	680
Sealant Tape	1027-1028, 1416	Protective Wear.....	806, 809	Soft Face Hammers	1363
Sealants		Shelters, Spill Control	Safety.....	727, 806, 809, 849	Solder	1140
Flange.....	1026	Shelves, Washroom	Scoreboard.....	822-823	Soldering Guns	1080-1082
Foam.....	1023	Shelving, Drawer Insert	Shipping & Receiving.....	813	Soldering Irons	1080-1082
Gaskets.....	1025-1026	Shelving Units	Slow Moving Vehicle.....	859	Soldering Pads	1118
Retaining Compounds.....	1027	Bin.....	TDG.....	851-854	Soldering Stations	1082
Silicone.....	1025	Chrome.....	Traffic.....	210, 807, 810, 812, 820-821, 851, 857-859	Soldering Tips	1064
Teflon® Tape.....	1027-1028, 1416	Plastic.....	Washroom.....	813	Solutions, Lens Cleaning	409
Thread.....	1026	Stainless Steel.....	Silicone Lubricants	1008, 1010	Solvent Free Degreasers	313, 1002-1003
Threadlockers.....	1020, 1027-1028	Steel.....	Silver & Deming Drill Bits	954	Sorbents	
Sealers, Floor	1019	Steel Wire.....	Single Ladders	127, 132-133	Absorbents.....	684-685, 691-692
Sealing Press, Security Seals	794	Widespan.....	Single-Gas Detectors	482, 485	Booms.....	679
Sealing Spatula	1052	Shields	Skid Lifts	181	Pads.....	673-678, 680
Seals		CPR.....	Skin Conditioners	333	Particulate.....	685
Sealing Press.....	794	Face.....	Skin Creams	333	Pillows.....	680
Security.....	794, 1451	Manhole.....	Sky Hooks	199	Rag Rugs.....	679
Steel.....	1419, 1421	Shims	Sledge Hammers		Rolls.....	673-678, 689-690
Tamper.....	1451	Double Faced.....	369, 1366	Socks.....	680
Seamers, HVAC	1359	Shin Guards, Plastic	Non-Sparking.....	369, 1365, 1380	Sweeping Compounds.....	290
Seat Cover, Automotive	280, 546	Shipping	Sleeves		Sorters, Mail	1566
		Benches.....	Canvas.....	528		
		Cargo Nets.....	Cotton.....	528-529		
		Handling Labels.....				
		Jack Bars.....				
		Logistic Tracks.....				
		Mailers.....				
		Moving Blankets.....				

INDEX

Sound Level Meters		Stainless Steel Cleaners316, 319, 1004	Revolving Bins.....29	Surface Conditioning Belts937
Digital.....440, 1480		Stairway Ladders140	Safety Cans.....668-669	Surface Conditioning Discs934-936, 938
Integral Probe.....440, 1480-1481		Stamps, Hand795-796, 1117	Salt & Sand Containers.....363, 689	Surface Conditioning Pads302, 933
Spade Handle Drills1183-1184		Stands	Shelf Bins.....13-15, 25	Surface Conditioning Rolls930, 933-934
Spades		Automotive.....207, 209	Shelving Units.....11, 17, 55-58, 61-67,	Surface Mount Thermometers1473
Drain.....366		Engine.....208	70-75, 78, 99	Surge Protectors1540-1541
Garden.....366		Equipment.....170	Small Parts Bins.....11, 25, 31, 39	Surge Suppressors1540, 1542
Spading Forks367		Garbage Bag.....383	Small Parts Cabinets.....30-34, 37-38, 42-43, 45	Surgical Tape729, 744
Spanner Wrenches1330		Gas Cylinder.....1079	Small Parts Cases.....36	Suspenders1389
Spanners, Pin Face1330		Monitor.....1577	Stacking Bins.....4-6, 13-17, 21, 26, 40-41	Sweatbands420, 1133
Spats, Welding1132		Work.....209, 225	Stacking Racks.....41, 53-54, 157	Sweeper Magnets286
Spatula, Sealing1052		Staple Removers, Packaging1447	Static Bags.....1435	Sweepers286, 358
Spatulas, Non-Sparking1382		Staplers, Packaging1446-1447	Steel Bins.....40-41, 44-45	Sweeping Compounds290
Speed Bumps, Traffic Control860		Staples	Tanks.....27	Switch Brooms290
Spill Control		Carton Staplers.....1446-1447	Threaded Rod Racks.....45	Swivel Connectors1219, 1250
Berms.....681, 711-712, 714		Office Staplers.....1446	Tire Racks.....78	Swivel Stools1554
Brooms.....687		Pneumatic Stapler.....1447	Tool Aprons.....1391	Synthetic Greases1018
Containers.....709-710		Starcarts™.....174-175	Tool Bags.....1391-1393, 1464	
Drain Protectors.....682		Starting Punches1370	Tool Belts.....1389	
Drain Seals.....681-683, 689-693		Static Bags1435	Tool Boxes.....1309-1311, 1393-1394	
Drip Cans.....670		Stations	Tool Cabinets.....103, 1309, 1312, 1395-1400	
Drip Pans.....252, 680-681		Docking.....482-483, 485-486	Tool Carts.....123-125, 1395, 1397, 1400	
Drum Carts.....701		Lens Cleaning.....409	Tool Chests.....1309-1310, 1394-1399, 1402-1403	
Drum Dollies.....244, 266, 701-702		Stem Thermometers1473	Tool Holders.....1387-1388, 1392	
Drum Racks.....703		Stencil Inks799	Tool Pouches.....523, 1387-1388, 1390-1392	
Drum trays.....681, 703, 711, 713		Stencils	Transfer Boxes.....19	
Funnels.....699		Paint.....798	Van and Truck Equipment.....1407	
Kits.....689-698, 760		Paint & Ink.....797	Straight Blade Knives1382, 1386	
Leak Diverters.....683		Step Cans269-270, 761	Straight Ladders127, 132-133	
Leak Seal.....683		Step Ladder Hand Truck1581	Straight Line Clamps1290, 1292	
Neutralizers.....686, 697		Stepladders127-128, 134-135	Straight Wrenches1373	
Overpack.....689-690, 693, 697, 700-702, 713		Stepstands, Steel135-137	Strainers, Drum & Pail235	
Pallets.....704-708, 710, 713-714		Stepstools	Strap Wrenches1372	
Pools.....694, 711		Fiberglass.....134	Strapping	
Salvage Drums.....689-690, 693, 697,		Polyethylene.....136, 1549	Buckles.....1420-1422	
700-702, 713		Stethoscopes756	Dispensers.....1420, 1422	
Scoops.....687		Stick Electrodes1136-1137, 1139	Machines & Tools.....1419-1422	
Scrapers.....687		Stick-On Discs926-927	Poly.....1421-1422	
Sealant.....683, 694		Sting Relief, Insect749	Seals.....1419, 1421	
Shelters.....708		Stirring Sticks1583	Stainless Steel.....1420	
Shovels.....686		Stock1274	Steel.....1419-1420	
Sorbents.....290, 673-680, 684-685, 689-692		Stock Picking Carts165	Tape.....1412	
Spinal Backboard755		Stock Trucks166	Straps, Moving150, 246, 1454-1456	
Spiral Bands929		Stools	Straws1583	
Spilts731, 734, 754		Swivel.....1554	Stretch Wrap	
Finger.....754		Task.....209, 1134, 1550-1554	Banding Film.....1425	
Leg.....731, 734, 754		Stop & Go Lights220	Blown.....1424	
Sponges, Sanding933		Stop Sleeves194	Cast.....1424, 1426	
Spoons, Cafeteria1583		Stopwatches645, 1475, 1483	Clear.....1424-1425	
Spot Lights187, 1516, 1518		Storage	Coloured.....1424	
Spotter, Drum247		Bar Racks.....53	Machine.....1426	
Spray Adhesives1036, 1418		Bin Racks.....8-9, 11, 39, 121	Opaque.....1424	
Spray Bandages742		Bin Shelves.....6, 11, 15-17, 21, 59-60	Stretch Wrap Dispensers1424-1426	
Spray Lubricants1008-1013, 1018, 1543		Bottles.....28	Stretchers	
Sprayers		Cabinet Tables.....124	Folding.....754	
Lawn & Garden.....320, 371-373		Cabinets.....9-10, 35, 94-103, 381,	Wire Basket.....755	
Paint.....1042, 1051		658, 660-667, 1561, 1563	Striking Face Wrenches1331	
Trigger.....302, 320		Cantilever Racks.....52	String Lights1528	
Spreaders, Adhesive1053		Carton Rack.....1434	Strip Curtain Doors91-93	
Spring Clamps1288		Collapsible Containers.....44-45	Strip Magnets1298	
Sprinklers, Garden Hose376		Dispenser Bottles.....672	Stripping Machines1039-1040	
Spud Wrenches1372		Distribution Containers.....18-20, 22-24, 1564	Strippers, Wire1351	
Square Files1304		Drawers.....37	Stripping Pads362	
Square Point Shovels365-366, 368, 1381		Equipment Cases.....1461, 1464-1465, 1471	Stroboscopes1483	
Square Recess Bits1344-1345		ESD Bins.....25	Structural Adhesives1032-1034	
Square Screwdrivers1309-1312, 1338-1340		Food Handling Containers.....175	Structural Wrenches1330	
Squares		Gas Cans.....671-672	Structures	
Bevels.....1280-1281		Gas Cylinder Brackets.....1079	Bollards.....54, 85, 87, 865	
Carpenter.....1280		Gas Cylinder Cabinets.....1077	Portable Buildings.....381	
Drywall.....1280		Gas Cylinder Racks.....1079	Portable Sheds.....381	
Rafter.....1280		Gas Cylinder Stands.....1079	Tents.....382, 489, 647	
Try.....1280		Horizontal Sheet Rack.....53	Submersible Pumps262-263, 1150	
Welding.....1086		Jars.....28	Suction Cabinets1056-1057	
Squeegees296-299, 301, 687		Jobsite Boxes.....36, 1394, 1401-1407	Suggestion Boxes1581	
Sqwincher®648-649		Lockers.....104-110	Suits, Rain540, 543	
Stackers		Mobile Bins.....6	Sunscreens335, 384	
Drum.....242		Nesting Bins.....18-19, 26	Supermills987	
Stacking Bins4-6, 13-17, 21, 26, 40-41		Oily Waste Cans.....670-671	Supplied Air Respirators466, 479	
Stacking Chairs1555		Pallet Racks.....49-51	Support Bandages731-732, 746	
Stacking Dollies20		Paper Bags.....1435		
Stacking Racks41, 53-54, 157		Plunger Cans.....670		
Stacking Tables1556-1557		Poly Containers.....27, 234, 671		



T Squares, Drywall1280
Table Caddies1557
Tables
Cabinet.....124
Changing.....348
Folding.....382, 1557
Lift.....178-179, 181, 184
Picnic.....380
Shop.....102
Stacking.....1556-1557
Work.....120, 1556, 1561
Tachometers1482
Tags
Accident Prevention.....786-788, 790
Blank.....791-793, 1448
Brass.....793
Caution.....790
Danger.....790
Key.....1570
Lockout.....786-790
Magnetic.....12
Numbered.....793
Safety.....786-788, 790
Tally Counters1483
Tamper Proof Torque Mark1342
Tamper Seals1451
Tampons348
Tanks
Coolant.....1150
Dip.....992
Rinse.....992
Storage.....27
Wash.....992
Tap & Drill Sets973
Tap Wrenches960, 977
Tape
Aisle Marking.....869-870
Aluminum Foil.....1020, 1415
Anti-Skid.....872-873
Bag Sealing.....1436
Barricade.....868
Box Sealing.....1410-1411, 1413, 1429
Conspicuity.....850
Double Sided.....1416
Duct.....1415
Electrical.....1417, 1544
Filament.....1412
First Aid.....729, 744
Flagging.....869
Glow in the Dark.....811, 870, 872-873
Gummed.....1413
Masking.....1414
Measuring.....1276-1279, 1309-1312
Office.....1580
Painter's Masking.....1050
Pavement.....868
Polyethylene Foam.....1416
Pouch.....1449
Sheathing.....1437
Strapping.....1412
Surgical.....729, 744

Teflon®.....1027-1028, 1416	TIG Torches1091, 1101, 1103-1105	Towels	Tube Fittings, Pneumatic1239, 1248
Vinyl.....829, 1416	TIG Welders1091, 1113	Cooling.....645-646	Tubes
Tape Dispensers	Tilt Trucks172-173	Hand.....334, 340-344, 384, 1005, 1583	Conductor.....1096
Aisle Marking Tape.....868	Tilters	Paper.....341-344, 346	Postal.....1434
Box Sealing Tape.....1411, 1429	Drum.....239-240, 254	Tracks, Logistic212, 1457	Tubing, Pneumatic1239
Filament Tape.....1411-1413	Engine.....208	Trades Carts169	Tubing Cutters1374
Gummed Tape.....1411, 1413	Tilting Vises1295-1296	Traffic Control	Tumblers, Pail248
Office.....1580	Time Clocks1575	Banners.....859	Tungsten Electrode Grinders1113-1114
Two-Way Tape.....1416	Timers	Barricade Tape.....868	Tungsten Electrodes1114
Taper Pin Reamers982	Digital.....1483	Barricades.....83, 309, 867, 874	Turf Edgers368
Tapping Compounds1149	Mechanical.....378	Channelizers.....864	Turntables, Pallet181
Taps	Tip Cleaners1073	Cones.....862-863	Turpentine1037
Hand.....956-960, 974-975, 977, 988	Tip Refacers1073	Delineators.....863-864	Tweezers, First Aid729-735, 751
Machine.....976	Tipppers, Pail245	Flagging Tape.....869	Twin Ramps214
Pipe.....960, 973	Tips	Flags.....858	Twine, Packaging1450
Tarpaulins379, 1453	Cutting.....1065, 1070-1072	Flares.....859	Two-Way Radios435, 438-439, 441-442
Task Chairs1546, 1551	Heating.....1072	Harnesses.....548	Two-Way Tape Dispensers1416
Task Lights1523, 1529-1530	Soldering & Brazing.....1064	Parking Curbs.....861	
Task Seating209, 1134, 1546, 1550-1554	Tire Bags280	Pennants.....871	
Task Stools209, 1134, 1550-1554	Tire Inflator Gauges1224	Reflectors.....548, 850, 859	
TDG Labels855, 1448	Tire Pressure Gauges1224	Speed Bumps.....860	
TDG Placards851-854	Tire Racks78	Vests.....545-546	
TDS Meters1490	Tissue Paper1428	Traffic Safety Clothing	
Technicians' Tools1309-1312, 1378-1379	Tissues, Lens Cleaning409	Hat/Toque.....549	
Tees, Pipe Thread1240-1241, 1244	Toe Guards637	Jackets.....547-548	
Teflon® Tape1027-1028, 1416	Toggle Clamps1290-1291	Overalls.....543	
Telescopic Lights1528	Toilet Augers1375	Pants.....548, 551	
Temperature Crayons1142, 1445	Toilet Auto Flush Adapter350	Parkas.....547	
Temperature Labels1429	Toilet Bowl Brushes349	Rain Jackets.....543	
Temperature Probes1471, 1475, 1488	Toilet Bowl Cleaners314	Rain Suits.....543	
Temperature Recorders1476	Toilet Paper340, 345-346	Sweatshirts.....547	
Tennis Elbow Braces643	Toilet Paper Dispensers345-347	T-Shirts.....547	
Tensabarriers821, 874-880	Toilet Plungers349	Vests.....545-547	
Tent Heaters489	Toilet Seat Cover Dispensers348	Traffic Signs210, 807, 810, 812,	
Tents, Work382, 489, 647	Toilet Seat Covers348	820-821, 851, 857-859	
Test Leads1463	Tongue & Groove Pliers	Traffic Wands1509	
Test Probes14631309-1312, 1348-1349	Traffic Cone Bars863	
Test Weights1496	Tongue Depressors734, 747	Trailer Jacks212	
Testers	Tool Balancers203	Trailer Winches195	
Circuit.....1461, 1539	Tool Holders	Transfer Boxes19	
Hardness.....1479	ER Collet Chucks.....1269	Transfer Pumps258, 263, 671	
Insulation.....1467	Turning Tools.....986	Transparent Bandages741	
Motor Rotation.....1468	Tool Kit, Welder's1134	Trash Cans169, 266-275, 349-350,	
Multi-Function.....1462	Tool Kits, Non-Sparking1386	383, 761, 1577	
Phase Rotation.....1468	Tool Lanyards522-524	Trays	
Shower.....726	Tool Storage	Boot.....889	
Smoke Alarm.....656	Aprons.....1391	Drum.....681, 703, 711, 713	
Voltage.....1462, 1543	Bags.....1391-1393, 1464	Filing.....1577	
Tethering, Hard Hats420, 522, 524	Belts.....1389	Paint.....1050	
Thermal Cameras1470	Boxes.....1309-1311, 1393-1394	Tree Pruners369	
Thermocouple Probes1471	Cabinets.....103, 1309, 1312, 1395-1400	Tree Trimmers369	
Thermocouple Thermometers1429, 1471, 1474-1475	Carts.....123-125, 1395, 1397, 1400	Trestle Stands209	
Thermo-Hygrometers1474, 1476	Chests.....1309-1310, 1394-1399, 1402-1403	Trestle Stepladders129-131	
Thermometer / Hygrometers645, 1472, 1474-1476	Holders.....1387-1388, 1392	Triangular Bandages729-735, 747	
Thermometers	Jobsite Boxes.....36, 1394, 1401-1407	Triangular Files1304-1305	
Bi-Metal.....1473	Pouches.....523, 1387-1388, 1390-1392	Tricycles161	
Cooking.....1471, 1473	Tops, Drum236, 670, 699	Trigger Sprayers302, 320	
Digital.....1472-1473	Toque, High Visibility549	Triggers, MIG Gun1095	
Hygrometers.....645, 1472, 1474-1476	Torch Handles1065	Trimmers, Tree369	
Indoor / Outdoor.....1472	Torch Kits, Welding1064, 1109	Tripods, Fall Protection491-492	
Infrared.....1469-1470	Torches	Tri-Wing Bits1344	
Oral.....756	Air (Gas) Cooled.....1101, 1103-1104	Trolleys, Beam190, 519	
Stem.....1473	Butane.....1080, 1083	Trowels, Drywall1053	
Surface Mount.....1473	Cutting.....1065	Truck Mounted Cranes202	
Temperature Crayons.....1142, 1445	Gas.....1064	Trucks	
Thermocouple.....1429, 1471, 1474-1475	Gouging.....1087	Appliance.....150, 1454	
Thermostatic Mixing Valves721	Propane.....1064	Box.....166, 172-175	
Thickness Gauges1478-1479	Water Cooled.....1091, 1103-1105	Drum.....246-247	
Thimbles194	Torpedo Levels1281	Gas Cylinder.....1078	
Thread Repair, Files1307	Torque Bits1343	Hand.....144-146, 148-151, 1454, 1554	
Thread Sealants1026	Torque Meters1329	Ironer.....303	
Threaded Rod Racks45	Torque Multipliers1328	Ladder.....134	
Threadlockers1020, 1027-1028	Torque Paste1342	Linen.....303	
Three Square Files1304-1305	Torque Screwdrivers1329	Pallet.....144, 182-186	
Thumb Tacks1569	Torque Wrenches1328	Panel.....158-160	
Tie-Back Lanyards509-510	Torx® Bits1343-1344	Pipe.....160-161	
Tie-Downs683, 1455-1457	Torx® Screwdrivers1339, 1341	Platform.....152-158, 160, 165	
Ties, Cable793-794, 1435, 1452	Towellettes, Benzalkonium729-735, 748	Stock.....166	
TIG Rods1136-1138, 1140	Towellettes, Lens Cleaning409, 465, 760	Tilt.....172-173	
		Try Squares1280	
		Tube Brushes945	



Umbrellas, Welding1118
Undershirts552
Undershirts552
Uppers, Drum250
Upright Protectors54, 85
UPS Systems1542
Urinal Blocks349
Urinal Screens349
Utility Carts76, 166, 168-170
Utility Knives1382, 1440-1442
Utility Scales1492-1494



Vacuum Cups196-197
Vacuums
Accessories.....
.....352-353, 357-359, 361, 688, 1225
Back Pack.....357
Portable.....358
Upright.....360
Wet / Dry.....352-357, 360-361, 688
Valves
Adjusting.....1232
Ball.....1231
Butterfly.....1231
Drum.....252
Gate.....252
Safety.....1232, 1257
Water Mixing.....721
Van and Truck Equipment1407
Vane Anemometers1486
Vapor Barrier1437
Vehicle Brushes292
Vents, Drum251
Vertical Life Lines517, 520
Vertical Sheet Rack53
Vests
Cooling.....646-647
Reflective.....545-546
Traffic Control.....545-546
Winter.....552
Vibration Isolation
Anti-Vibration Pads.....1272
Cupmounts.....1272
Isolators.....1272
Leveling Mounts.....1272
Vibration Meters1484
Vinyl Tape829, 1416
Vise Grips1352
Vises
Angle.....1295
Bench.....1293-1294
Drill Press.....1295-1296
Machine.....1295
Tilting.....1295-1296
Visors410-413, 557
Voltage Testers1462, 1543

-W-

Wagons.....154, 157, 370
Waiter's / Parade Gloves.....625
Walkie-Talkies.....435, 438-439, 441-442
Walkramps.....214
Wall Barrier, Temporary.....1054
Wall Clocks.....1575
Wall Heaters.....1504
Wall Mounted Fans.....1497-1499
Wall Plates, Crowd Control.....875, 877
Wallet Cards, WHMIS.....846
Wands, Marking.....1038-1040
Warmers, Hand.....629
Warning Lights.....222-223, 863, 866
Warning Systems, Horns.....221
Wash Tanks.....992
Washroom Cleaners
 Disinfectants.....313-314, 318, 759-760
 Toilet Bowl.....314
 Urinal.....349
Washroom Products
 Air Fresheners.....314, 321-322
 Changing Tables.....348
 Clothes Hooks.....350
 Drain Augers.....1375
 Facial Tissue.....344
 Faucets.....350
 Grab Bar.....350
 Hand Dryers.....351
 Mirrors.....350
 Paper Towel Dispensers.....340-343, 1583
 Paper Towels.....341-344, 346
 Shelves.....350
 Toilet Augers.....1375
 Toilet Auto Flush Adapter.....350
 Toilet Paper.....340, 345-346
 Toilet Paper Dispensers.....345-347
 Toilet Plungers.....349
 Toilet Seat Cover Dispensers.....348
 Toilet Seat Covers.....348
 Urinal Screens.....349
Washroom Sign.....813
Waste Container Caddy.....266
Waste Container Dollies.....266, 271, 276-277
Wastebaskets.....169, 267-272, 383, 1577
Water Brooms.....377
Water Cooled Torches.....1091, 1103-1105
Water Coolers.....650
Water Filters.....1585-1586
Water Fountains.....1585-1586
Water Heater, Eyewash.....721
Water Hoses, Welding.....1110
Water Preservatives.....722-723, 725
WD-40®.....1004, 1012-1013
Wedge, Non-Sparking.....1381
Weighting Scales.....1491-1492
Weights, Test.....1496
Welder's Tool Kit.....1134
Welding Clothing
 Aprons.....1132
 Beanies.....1125, 1133
 Bibs.....1132
 Chaps.....1132
 Jackets.....1132
 Sleeves.....1132
 Spats.....1132
Welding Equipment
 ADF Filters.....1121-1122, 1124-1126, 1128
 Burning Guides.....1117
 Butane Torches.....1080, 1083
 Carts.....1078
 Chest Protectors.....1125
 Chipping Hammers.....1087-1088
 Connectors.....1084-1085
 Cutting Tips.....1065, 1070-1072
 Cutting Torches.....1065
 Electrode Holders.....1084

Electrode Ovens.....1089
 Filter Plates.....1126, 1128
 Flint Lighters.....1073
 Flowmeters.....1068
 Fume Filters.....1058-1059
 Gas Cylinder Wrenches.....1073
 Gas Torches.....1064
 Gels.....1145
 Gouging Torches.....1087
 Hand Shields.....1123
 Heating Tips.....1072
 Helmets.....481, 1121-1127
 Magnifier Plates.....1126, 1128
 MIG Guns.....1094-1098
 MIG Pliers.....1088
 MIG Welders.....1092-1093
 Neck Protectors.....1125
 Nozzle Reamers.....1088
 Outfits.....1062-1064
 Plasma Cutters.....1069, 1090
 Propane Torches.....1064
 Quick-Connects.....1074
 Racks.....1078
 Reels.....1076
 Regulator/Flowmeters.....1068
 Regulators.....1064, 1066-1069
 Respirators.....450
 Screens.....1118-1119
 Soldering & Brazing Tips.....1064
 Soldering Guns.....1080-1082
 Soldering Irons.....1080-1082
 Soldering Stations.....1082
 TIG Torches.....1091, 1101, 1103-1110
 TIG Welders.....1091, 1113
 Tip Cleaners.....1073
 Tip Refacers.....1073
 Torch Handles.....1065
 Torch Kits.....1064, 1109
 Tungsten Electrode Grinders.....1113-1114
 Umbrellas.....1118
 Weld Fillet Gauges.....1073
Welding Harnesses.....496, 500
Welding Lanyards.....510
Welding Supplies
 Arrestors.....1074
 Blankets.....1118
 Brazing Alloys.....1139
 Cable Lugs.....1085
 Cable Protectors.....1110
 Cables.....1085
 Developers.....1020, 1144
 Fault Detectors.....1012, 1020, 1144, 1148
 Flints.....1073
 Flux.....1141, 1145
 Gouging Electrodes.....1087
 Ground Clamps.....1086
 Hose Fittings.....1074
 Hoses.....1068, 1075, 1110
 Matting.....904, 1119
 MIG Wire.....1135, 1137-1138
 Pads.....1118
 Rod / Electrode Containers.....1089, 1134
 Solder.....1140
 Stick Electrodes.....1136-1137, 1139
 TIG Rods.....1136-1138, 1140
 Tungsten Electrodes.....1114
Weld-On Hinges.....1088
Wet Mops.....292-295, 304-306
Wheel Brushes.....941-944, 1271
Wheel Chair.....758
Wheel Chocks.....210-211
Wheel Dollies.....177, 208
Wheel Locks.....782
Wheel Risers.....215
Wheelbarrows.....172, 370
Wheels.....144-145, 148, 154, 232-233, 246
 Buffing.....937
 Crimped Filament.....912-913
 Cut & Polish.....938
 Cut-Off.....912-916
 Deburring.....936, 938, 1271

Finishing.....938
 Flap.....919-920, 937
 Grinding.....912-917, 1271
 Measuring.....1278, 1482, 1484
Whips
 Hose.....1250
 Safety.....856
White Glue.....1029
White Lithium Greases.....1018
White Lithium Lubricants.....1018
Whiteboard Dry Erase Wipes.....1569
Whiteboard Markers.....823, 1569
Whiteboards.....1569
Whitewash Brushes.....292
WHMIS
 Information Charts.....847
 Labels.....846
 Pictograms.....845-846
 Posters.....847
 Wallet Cards.....846
Winches
 Hand.....195
 Personal.....492
Windex®.....315
Window Brushes.....292
Window Washers.....299
Windshield De-Icer.....1015
Windssocks.....871
Winter Boots.....635-636
Winter Clothing
 Coats.....552
 Jackets.....552
 Parkas.....552, 555
 Vests.....552
Winter Lined Gloves.....549, 571, 593,
 604-605, 609, 611, 613-618, 626
Winter Liners.....418, 553
Wipes.....316, 318, 332, 334, 336-339,
 384, 465, 759-760, 1054
 Dry Erase Whiteboard.....1569
Wipes Dispensers.....334, 336, 338-340
Wire, MIG.....1135, 1137-1138
Wire Basket Stretchers.....755
Wire Cleaner.....1143
Wire Connectors.....1543
Wire Measurers.....1484
Wire Mesh Bins.....4
Wire Pulling Lubricants.....1012, 1543
Wire Spool Carts.....167
Wire Strippers.....1351
Wire Stripping Pliers.....1377
Wires, Bonding & Grounding.....252-253, 665
Wood Fillers.....1022
Wood Glue.....1029
Woodworking Chisels.....1367
Woodworking Machines, Bandsaws.....1178
Work Boots.....632-633
Work Clothing
 Aprons.....530-531
 Balaclavas.....553
 Coveralls.....550, 554
 Hard Hat Liners.....418, 553
 Lab Coats.....550
 Pants.....550, 552
 Shirts.....550
 Shop Coats.....550
 Sweatbands.....420, 1133
 Undergarments.....552
Work Lights.....1162, 1520, 1525-1528, 1530
Work Platforms.....135-136, 906
Work Positioners.....181
Work Stands.....209, 225
Work Tables.....120, 1556, 1561
Work Tents.....382, 489, 647
Workbenches.....103, 112-123, 125, 1432
 Accessories.....118-119
 Folding.....121
Workstations.....118-119
 Accessories.....118-119
 Computer.....1559-1560
 Mail.....1566

Office.....1567
 Open Wire.....118
 Packaging.....1433
 Service Benches.....123-125
 Shipping.....1433
 Shop.....102, 126
 Work Tables.....120, 1556, 1561
 Workbenches.....103, 112-123, 125, 1432
Worm Gear Winches.....195
Wound Closures.....742, 745
Wrap
 Bubble.....1427
 Shrink.....1426
 Stretch.....1424-1426
Wraps, Cooling.....645, 647
Wrecking Bars.....1366
Wrenches
 Adjustable.....1309-1312, 1330, 1332
 Angle.....1335
 Box.....1331, 1336
 Bung.....250
 Chain.....1372
 Combination.....1309-1310, 1312, 1331-1334, 1337
 Compound Leverage.....1372
 Drum.....250
 End.....1373
 Flare Nut.....1335-1336
 Flex Head.....1334-1335
 Gas Cylinder.....1073
 Gear.....1333-1334, 1337
 Hex.....1372, 1378
 Impact.....1159-1160, 1181
 Impact - Air.....1205, 1208, 1210, 1214, 1222
 Non-Sparking.....1384-1386
 Offset.....1373
 Open End.....1335
 Pipe.....1309, 1372-1373, 1378
 Pump.....1335
 Ratchet - Air.....1206, 1210
 Ratcheting.....1333-1334
 Spanner.....1330
 Spud.....1372
 Straight.....1373
 Strap.....1372
 Striking Face.....1331
 Structural.....1330
 Tap.....960, 977
 Torque.....1328
Wringers.....294, 306-307
Wrist Supports.....643-644, 746

-Y-

Y Connections
 Hose.....1074