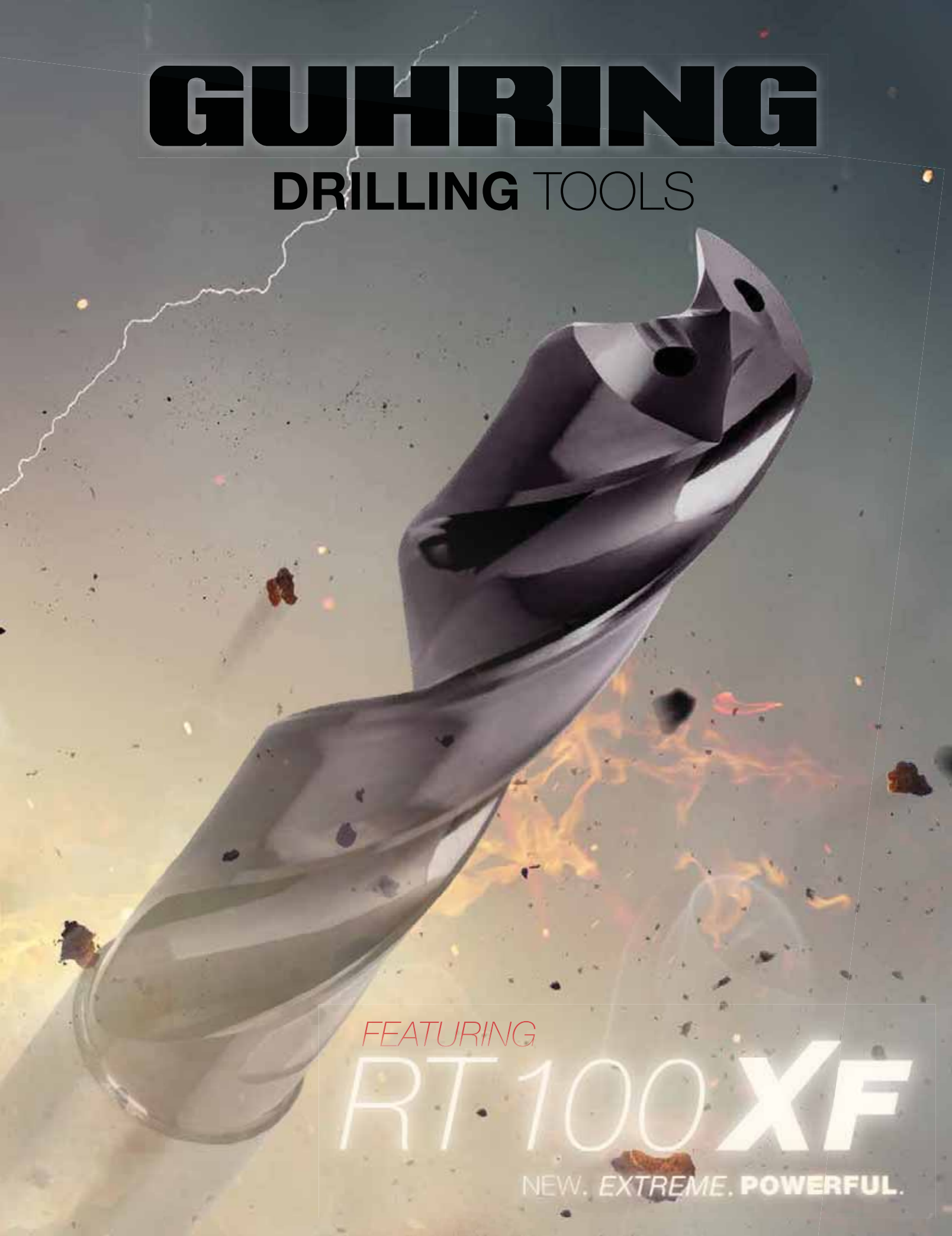
GUHRING
DRILLING TOOLS
FEATURING
RT 100 XF
NEW. EXTREME. POWERFUL.

Dr. Jörg Gühring

President

Oliver Gühring

Sales and Marketing Director

7000

Employees world-wide

3500

Employees Germany

Internal training and further education program

International knowledge transfer thanks to world-wide exchange program for employees

Dietmar Pfränger

R&D, Logistics, Technical and Production Director

Bernd Schatz

Financial and Commercial Director

Core segment tools

90000

Standard tools

4000

Tool types

TOOL MATERIALS

Internal carbide production

Optimal co-ordination of all tool parameters thanks to own R&D sectors

MACHINE & EQUIPMENT DIVISION

Internal machine tool and equipment divisions



GEOMETRIES

Internal R&D for tool development

COATINGS

Internal coating systems and
internal coating development

Everything from one supplier – comprehensive and global

With a global network of manufacturing sites Guhring develops and produces precision tools for every major market. Customers from various industries rely on our innovative cutting tools, manufactured to the highest level of uniform quality standards across the globe.

48
SUBSIDIARIES

MORE THAN 70
PRODUCTION AND SERVICE CENTERS



With innovative technologies Guhring meets specific customer requirements from process proposal to production application of precision tools – flexibly, promptly, globally. To aide in this experience, field experts across the world are available to offer on-site support at customer locations. Production, service and contact persons are available from one supplier world-wide.

Internal carbide production

Internal machine construction

Internal coating plants

Highest quality standards world-wide

CHEMNITZ 25
Dr. Gühring KG
info@guehring.de
www.guehring.de

KULMBACH 26
Gühring KG
service@german-carbide.com

MARKT-ERLBACH 27
Gühring KG
info@guehring.de
www.guehring.de

TREUEN FACTORY 1 28
Dr. Gühring KG
info@guehring.de
www.guehring.de

TREUEN FACTORY 2 29
Dr. Gühring KG
info@guehring.de
www.guehring.de

TREUEN FACTORY 3 30
Dr. Gühring KG
info@guehring.de
www.guehring.de

BERLIN 31
G-Ett
Präzisionswerkzeuge
info@guehring.de
www.guehring.de

ZORBAU 32
Hoffelder Gühring GmbH
info@hoffelder-guehring.de

SPAIN 33
Gühring S.A.S
guhring@guehring.es
www.guehring.es

ITALY UBIEMME 34
Ubiemme Gühring Italia s.r.l.
info@ubiemme.it
www.ubiemme.it

ITALY MISSAGLIA 35
Gühring s.r.l. Unipersonale
info@guhring-italy.com
www.guhring-italy.com

FRANCE 36
Guhring France S.A.R.L.
info@guhring-france.com

RUMANIA 37
Gühring s.r.l.-Romania
romania@guehring.de

HUNGARY 38
Tritan Gühring KFT.
info@tritan.hu
www.tritan.hu

AUSTRIA 39
Gühring Ges.m.b.H.
verkauf@guehring.at
www.guehring.at

POLAND 40
Gühring Sp. z.o.o.
handel@guehring.pl
www.guehring.pl

CZECH REPUBLIC 41
Gühring s.r.o.
infomace@guehring.cz
www.guehring.cz

DENMARK 42
Gühring Aps
info@guehring.dk
www.guehring.dk

VIETNAM 43
Guhring Vietnam LLC
info@guhring.vn

THAILAND 44
Guehring (Thailand) Co., Ltd.
info.thailand@guehring.de
www.guehring.co.th

INDIA 45
Gühring India Pvt. Ltd.
info@guhring.in
www.guhring.in

CHINA 46
Gühring (Changzhou)
info@guhringchina.com
www.guhringchina.com

TURKEY 47
Gühring Tikim San. Tic. Ltd. Şti.
guhring@guhring.com.tr
www.guhring.com.tr

RUSSIA 48
Guhring - Russland
info@guhring.ru
www.guhring.ru

AUSTRALIA 49
Guhring Pty. Ltd.
guhring@guhring.com.au
www.guhring.com.au

INDONESIA 50
PT. Guhring Indonesia
sales@guhring.co.id
www.guhring.co.id

TAIWAN 51
Guhring Taiwan Ltd.
info@guhring.com.tw
www.guhring.com.tw

JAPAN 52
Guhring Japan Co., Ltd
tokyo.sales@guhring.co.jp
www.guhring.co.jp

KOREA 53
Guhring Korea Co. Ltd.
info@guhring.co.kr
www.guhring.co.kr

Everything from ONE SUPPLIER

Our variety of drills ranges from micro-precision drills down to Ø 0.05 mm to special solutions up to Ø 180 mm, including both HSS and solid carbide. 50,000 products to cover every application.

SOLID CARBIDE RATIO DRILLS

from page 277

INTERCHANGEABLE INSERT DRILLING SYSTEM HT 800

from page 381

HSS/HSCO TWIST DRILLS

- straight shank
- Morse taper shank

from page 85

DEEP HOLE DRILLS

- single-fluted and two-fluted gun drills
- spiral deep hole drills

from page 359

1:1

ZOOM

MICRO-PRECISION DRILLS

CARBIDE + HSS-E-PM

from page 85 & 251

NC SPOTTING DRILLS & CENTER DRILLS

from page 35

Innovations

Guhring sets the standard with every innovation as an industry leader in research & development and tool manufacturing.

- **EXCEPTIONAL** METAL REMOVAL RATE
- **POWERFUL** MACHINING

RT100 XF

NEW. ***EXTREME***. **POWERFUL**.

// Optimized operating parameters deliver **exceptional feed rates** and **metal removal rates**

// Internally developed exclusive finishing processes **maximize performance**

// **Reduced cycle times** for difficult-to-machine materials and special applications in high production



The corner protection, achieved with a negative chamfer along the side of the cutting edge, creates an extremely tough and durable cutting edge for exceptional performance.

The **micro-geometry honing process** ensures a uniform hone resulting in a stable and efficient cutting edge. Our manufacturing expertise allows us to consistently produce this specialized cutting edge to the nearest micron, and the precision-ground quality of the original cutting edge can be restored through our reconditioning department.

NEW

AeroX

// HSCO8 twist drills for assembly work in general or high-alloyed materials, titanium and aluminum materials
// Quick drill advance thanks to optimized 135° NAS 907 split point

OPTIMIZED DRILL CORE
Heavily reduced tapered core for additional tool stability while simultaneously minimizing forces



NEW

nano-FIREX® coating
for maximum wear and heat resistance

HSCO
NC spotting drills
with nano-FIREX® coating

// Accurate spotting with higher cutting parameters and tool life
// Maximum performance thanks to nano-FIREX® coating

Innovations

State-of-the-art materials require progressive machining processes. Guhring secures the technology leadership with trend-setting research and innovative concepts for rotary cutting tools.

SpyroTec

THE INNOVATIVE, HELICAL HSS AND HSCO COUNTERSINK

CONVEX CUTTING EDGES

// Three different convex cutting edges in combination with three unequal helix angles enable extremely stable and low-vibration cutting processes without any chatter marks.

TiAlN COATING

// The titanium aluminum nitride coating provides high hardness and excellent thermal protection.

CUTTING MATERIAL

// The high-speed steel cobalt substrate holds up well in high temperature applications, providing long tool life in a wide variety of materials.

NEW

MORE ECONOMICALLY EFFICIENT DRILLING *of aluminum materials*

//RATIO//

RT 100 AL

// Entire material range of soft and tough aluminum found in both wrought and cast alloys.
// Special drills for Ø 3 mm to 20 mm and depths up to 12xD
// Wet machining and MQL possible

Open point geometry
and **concave cutting edge form**
for optimal chip formation.

Sharp, micro-treated cutting edges
for ideal cutting behavior,
even in heat-treated AlSi-alloys.

Thanks to **the highly polished surface finish of the web thinning, front rake face and clearance areas** the process temperatures are significantly reduced, preventing formation of built-up edges.

The tools are designed with a **bright finish**.

The **polished flute geometry** of the RT 100 Al minimizes friction, and guarantees reliable chip evacuation and prevents material adhesion.

Specially manufactured carbide grades for the machining of non-ferrous metals.

HA shank to DIN 6535.

R&D

FIBER COMPOSITE PLASTICS
tooling solutions for highly abrasive materials

MACHINING OF FCP

Optimized tools for the machining of glass fibre reinforced plastics (GFRP) and carbon fiber reinforced plastics (CFRP) as well as stack materials

// Components without fiber projections
// Delamination-free component surface
// No damage to component through “peel-up” or “push out”
// Prevention of fiber splitting “pull-out” on component
// Minimizing burr development
// Prevention of thermal damage

FCP DRILLING OPERATION
with optimal machining quality

NEW

VIBRATION SUPPORTED MACHINING
process optimization thanks to overlayed movement

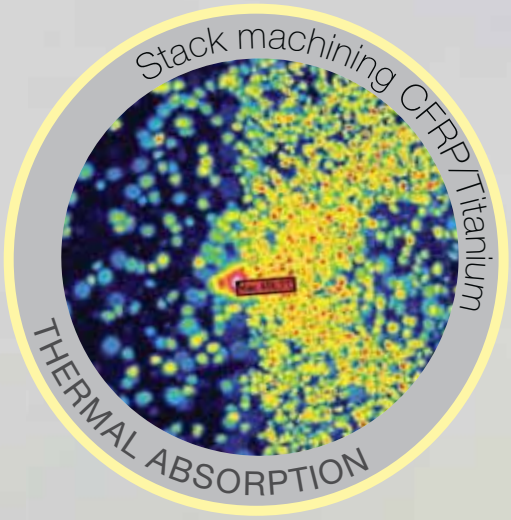

// More favorable chip development/improved chip fracture
// Improved chip evacuation
// Production of nominal fracture points in chip
// Reduced built-up edge
// Lower machining forces and temperatures

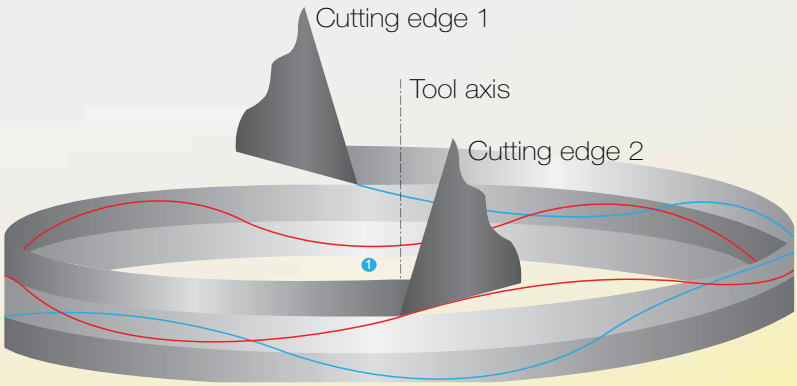

RE-GRINDING, COATING, TOOL MODIFICATIONS,
SMALL BATCH PRODUCTION

FOR YOU ON-SITE

Grinding and coating service

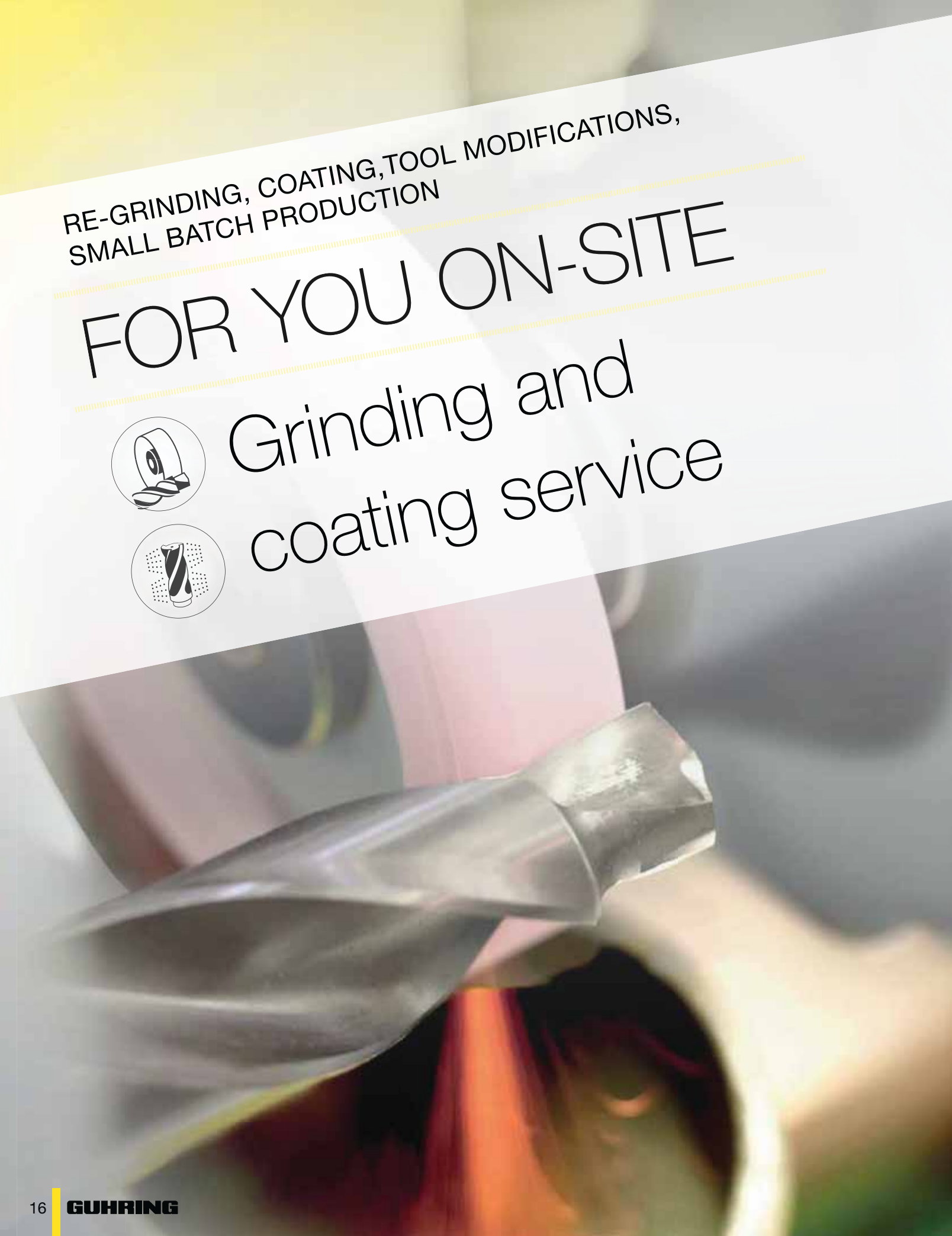

Special tools made to customer requirements – Guhring's recipe for success

We respond to customer requirements with **excellence in machining**. Guhring provides support through ingenuity, innovative technologies, and expertise in process improvement and precision custom tool design in order to meet customer-specific requirements.

GM300

TOOL HOLDERS

Tool holders and clamping devices for every application

ISO code

P	Steel, high-alloyed steel
M	Stainless steel
K	Grey cast iron, spher, graphite/mall. cast iron
N	Aluminum and other non-ferrous metals
S	Special, super and titanium alloys
H	Hardened steel and chilled cast iron

On the following tool selection pages you will find recommendations regarding application suitability based on material groups for every tool.

★ = 1st choice
● = Optimal suitability
○ = Limited suitability

Pictograms

Tool material	HSS	M35 Cobalt	M42 Cobalt	HSS-E-PM		Carbide			
Cutting depth	1xD	1.5xD	3xD	4xD	5xD	7xD	8xD	10xD	....
Tolerance on Ø	m7	h5	h6	h7	h8	0/-0.004	....		
Shank form	HA	HB	HE		Cyl		MT		
	straight	weldon flat	whistle notch		straight cylindrical		Morse taper		
Cutting direction	R			L			N		
	right			left			neutral		
Internal coolant	Internal coolant		Without Internal coolant						
Form	A	B	R	....					
Point angle	90°	118°	120°	130°	135°	140°	150°	160° 125°	....
Web thinning	Web Thinning								
Type	EB 100	GT 100	HT 800 WP	H	N	RT 100 T	RT 100 U	W	....

Coatings

- bright
- steam oxide
- nitrided
- nitrided lands
- S TiN
- A TiAlN
- A SuperA™
- a nano-A™
- F FIREX/nano-FIREX
- C TiCN
- Y nano-Si™
- Ni nickel-plated

Material classifications

	Material group	Examples
P	Common structural steels	A283, A516, Gr50, 30, 35, 42, 45, 50, 55, 60, 65, 70, 75 , 80, 85, 90, 100, 110, 135, 140, 145, 150, 160
	Free-cutting steels	1151, 1215, L10, 10L10, 10L15, 10L17, 10L20, 10L23, 10L25, 10L30, 10L35, 10L40, 10L42, 10L45, 10L49, 10L50, 10L55, 11L15, 11L16, 11L17, 11L37, 11L38, 11L39, 11L41, 11L44, 11L46, 12L11, 12L12, 12L13, 12L14, 12L15, 41L25, 41L30, 41L35, 41L40, 41L42, 41L47, 41L50 51L15, 51L17, 51L20, 86L20, 86L40
	Unalloyed heat-treatable steels	1005, 1006, 1008, 1009, 1010, 1011, 1012, 1013, 1015, 1016, 1017, 1018, 1019, 1020, 1021, 1022, 1023, 1025, 1026, 1029, 1030, 1033, 1035, 1037, 1038, 1039, 1040, 1042, 1043, 1044, 1045, 1046, 1049, 1050, 1053, 1055, 1059, 1060, 1064, 1065, 1069, 1070, 1071, 1074, 1075, 1078, 1080, 1084, 1085, 1086, 1090, 1095
	Alloyed heat-treatable steels	1330, 1335, 1340, 1345, 2340, 3140, 3145, 3150, 3230, 3240, 3335, 3340, 3435, 3450, 4032, 4037, 4063, 4130, 4135, 4137, 4140, 4142, 4145, 4147, 4150, 4161, 4337, 4340, 4640, 5045, 5046, 5060, 5130, 5132, 5135, 5140, 5145, 5157, 5150, 5155, 5160, 6130, 6135, 6140, 6145, 6150, 7140, 6145, 6150, 7140, 8630, 8632, 8635, 8637, 8640, 8642, 8645, 8650, 8650, 8660, 8735, 8740, 8742, 9250, 9254, 9255, 9260, 9262, 9840, 9850
	Unalloyed case hardened steels	1005, 1006, 1008, 1009, 1010, 1011, 1012, 1013, 1015, 1016, 1017, 1018, 1019, 1020, 1021, 1022, 1023, 1025, 1026, 1029, 1030, 1033, 1035, 1037, 1038, 1039, 1040, 1042, 1043, 1044, 1045, 1046, 1049, 1050, 1053, 1055, 1059, 1060, 1064, 1065, 1069, 1070, 1071, 1074, 1075, 1078, 1080, 1084, 1085, 1086, 1090, 1095
	Alloyed case hardened steels	2317, 2512, 2515, 2517, 3115, 3120, 3215, 3220, 3312, 3316, 3325, 4012, 4023, 4024, 4027, 4028, 4118, 4119, 4125, 4317, 4320, 4419, 4422, 4427, 4608, 4615, 4617, 4620, 4621, 4626, 4718, 4720, 4815, 4817, 4820, 5015, 5115, 5117, 5120, 6115, 6118, 6120, 6125, 8115, 8615, 8617, 8620, 8622, 8625, 8627, 8720, 8822, 9310, 9315, 9317
	Nitriding steels	1132, 1137, 1138, 1139, 1140, 1141, 1144, 1145, 1146, 1151
	Tool steels	A2, A3, A4, A5, A6, A8, A9, A10, O1, O2, O6, O7, A7, D2, D3, D4, D5, D7, H10, H11, H12, H13, H14, H19, H20, H21, H22, H23, H24, H25, H26, H41, H42, H43, L1, L3, W1, W2, W5
	High speed steels	M1, M2, M3-1, M3-2, M4, M6, M7, M10, M30, M33, M34, M36, M41, M42, M43, M44, M46, M47, T1, T2, T4, T5, T6, T8, T15
	Spring steels	5150, 5155, 6145, 6150, 9255
H	Hardened steels >48-60 Rc	Heat Treated Steels
M	Stainless steels, sulphured	203 Ez, 303 Se, 303 Ma, 303 Pb, 303 PlusX, 430F Se, 416 Se, 416 PlusX, 420F, 420F Se, 440F, 440F Se
	austenitic	201, 202, 301, 302B, 303, 304, 304L, 305, 308, 309, 309S, 310, 310S, 314, 316, 316L, 317, 321, 330, 347, 348, 384, 385, Nitronic 32, Nitronic 33, Nitronic 40, Nitronic 50, Nitronic 60, 17-7PH
	martensitic	403, 405, 410, 414, 416, 420, 422, 430, 431, 440A, 440B, 440C, 446, 501, 502, 630, Greek Ascoloy
K	Cast iron	A48-20 B, A48-30 B, A48-40 B, A48-50B, A159G1800, A159G2500, A159G3000, A159G3500, A159G4000
	Spheroidal graphite iron and malleable cast iron	60-10-18, 60-40-18, 65-45-12, 80-55-06, 100-70-03, 120-90-02, 32510, 35018, 40010, 50005, 60004, 70003, 80002, 90001, A220-70003, A220-8002, A536
	Chilled cast iron	
S	Special alloys	Inconel, Hastelloy, Monel, Nimonic, MAR-M246, DS-Ni, Waspalloy, Rene41
	Ti and Ti-alloys	Ti6AL4V, 5390A, TiCu2
N	Aluminium and Al-alloys	EC 1060, 1100, 1145, 1175, 1235, 2011, 2014, 2017, 2018, 2021, 2024, 2025, 2117, 2218, 2219, 2618, 3003, 3004, 3005, 4032, 4032-T6, 5005, 5050, 5052, 5056, 5083, 5086, 5154, 5252, 5254, 5454, 5456, 5457, 5652, 5657, 6053, 6061, 6061-T6, 6063, 6066, 6070, 6101, 6151, 6253, 6262, 6463, 6951, 7001, 7004, 7005, 7039, 7049, 7050, 7075, 7075-T6, 7079, 7175, 7178
	Al wrought alloys	1100-0, 3003-H18, 5056-0, 2024-T4, 4043-H18
	Al cast alloys	295-T6, 319-F, 356-T6, 380-F, 384-F, 390-F, 443-F, 413-F, 518-F, 713-TS, 850-TS
	Magnesium alloys	AZ31B, AZ63A, AZ80A, AZ91C, EZ33A, HK31A, QE22A, ZK60A
	Copper, low-alloyed	C10100, C27000, C71500, C52400, C77000, C17200, C71500, C95500, C86500
	Brass, short-chipping	CUZn10, CUZn20

Center Drills, NC Spot Drills, & C-Sinks

Center drills, 60° angle

P	M	K	N	S	H	Tool illustration	Shank form	Standard	Form	Cutting direction	Tool material	Coating	Diameter (mm)	Series no.	Cutting data page	Page
●	○	●	●	○			Cyl	DIN 333	A	R	HSS	○	0.500 - 12.500	581	524	36
●	○	●	●	○			Cyl	DIN 333	A	R	HSS	S	0.500 - 8.000	613	531	37
●	○	●	●	○			Cyl	DIN 333	A	L	HSS	○	0.500 - 12.500	582	524	38
●	○	●	●	○			Cyl	DIN 333	A	R	HSS	○	1.000 - 12.500	590	528	39
●	●	●	●	○			Cyl	DIN 333	A	R	M35 Cobalt	○	1.000 - 4.000	381	512	40
●	○	●	●	○			Cyl	ASME B94.11 M	A	R	HSS	○	#1 - #8	594	529	41
●	○	●	●	○			Cyl	BS 328	A	R	HSS	○	#1 - #7	292	507	42
●	○	●	●	○			Cyl	BS 328	A	L	HSS	○	#1 - #7	294	508	43
●	○	●	●	○			Cyl	WN	A	R	HSS	○	0.500 - 10.000	281	503	44
●	○	●	●	○			Cyl	WN	A	L	HSS	○	0.800 - 5.000	282	504	45
○	○	○	○	○	○		Cyl	WN	A	R	Carbide	○	0.500 - 6.300	736	544	46
●	○	●	●	○			Cyl	WN	A	R	HSS	○	1.000 - 3.150	280	503	47
●	○	●	●	○			Cyl	DIN 333	R	R	HSS	○	0.500 - 12.500	583	525	48
●	○	●	●	○			Cyl	DIN 333	R	R	HSS	S	0.800 - 8.000	614	532	49
●	○	●	●	○			Cyl	DIN 333	R	L	HSS	○	0.800 - 5.000	584	525	50
●	○	●	●	○			Cyl	WN	R	R	HSS	○	0.500 - 10.000	283	504	51
●	○	●	●	○			Cyl	WN	R	L	HSS	○	1.600 - 4.000	284	505	52
●	○	●	●	○			Flat	DIN 333	A	R	HSS	○	1.600 - 10.000	587	527	53
●	○	●	●	○			Flat	DIN 333	A	R	HSS	○	1.600 - 10.000	287	506	54
●	○	●	●	○			Flat	DIN 333	R	R	HSS	○	1.000 - 10.000	588	527	55
●	○	●	●	○			Flat	DIN 333	R	R	HSS	○	2.000 - 8.000	288	506	56

Center drills, 60°/120° double angle

P	M	K	N	S	H	Tool illustration	Shank form	Standard	Form	Cutting direction	Tool material	Coating	Diameter (mm)	Series no.	Cutting data page	Page
●	○	●	●	○			Cyl	DIN 333	B	R	HSS	○	1.000 - 10.000	585	526	57
●	○	●	●	○			Cyl	DIN 333	B	L	HSS	○	1.000 - 10.000	586	526	58

Center Drills, NC Spot Drills, & C-Sinks

P	M	K	N	S	H	Tool illustration	Shank form	Coolant	Form	Cutting direction	Tool material	Coating	Diameter (mm)	Series no.	Cutting data page	Page
Center drills, 60°/120° double angle																
●	○	●	●	○			Cyl	DIN 333	B	R	HSS	○	1.000 - 6.300	591	529	59
●	○	●	●	○			Cyl	WN	B	R	HSS	○	1.000 - 6.300	285	505	60
●	○	●	●	○			Cyl	ASME B94.11 M	B	R	HSS	○	#11 - #18	595	530	61
●	○	●	●	○			Flat	DIN 333	B	R	HSS	○	1.600 - 8.000	589	528	62
●	○	●	●	○			Flat	WN	B	R	HSS	○	1.600 - 5.000	289	507	63
90° NC-spot drills																
●	○	●	●	○			Cyl			R	HSS	○	3.000 - 25.400	557	522	64
●	○	●	●	○			Cyl			R	HSS	S	3.000 - 25.400	568	523	65
●	○	●	●	○			Cyl			R	HSS	○	6.350 - 25.400	559	522	66
●	●	●	●	○			B			R	M35 Cobalt	○	3.000 - 20.000	1136	550	67
●	●	●	●	○			B			R	M35 Cobalt	F	3.000 - 20.000	1133	549	68
○	○	○	○	○	○		Cyl			R	Carbide	○	4.000 - 20.000	723	542	69
120° NC-spot drills																
●	○	●	●	○			Cyl			R	HSS	○	3.000 - 25.400	556	521	70
●	○	●	●	○			Cyl			R	HSS	S	3.000 - 25.400	567	523	71
●	●	●	●	○			B			R	M35 Cobalt	○	3.000 - 20.000	1134	549	72
●	●	●	●	○			B			R	M35 Cobalt	F	3.000 - 20.000	1135	550	73
○	○	○	○	○	○		HA			R	Carbide	○	5.000 - 20.000	724	542	74
142° NC-spot drills																
○	○	○	○	○	○		HB			R	Carbide	○	4.000 - 20.000	546	518	75
90° Countersinks, SpyroTec																
●	●	●	○	○			Cyl			R	M35 Cobalt	A	6.300 - 31.000	5500	569	76
●	●	●	○	○			Tri-Flat			R	M35 Cobalt	A	6.300 - 31.000	5501	569	77
●	○	●	○	○			Cyl			R	HSS	A	6.300 - 31.000	5503	569	78

HSS, HSCO, HSS-E-PM Drills

P	M	K	N	S	H	Tool illustration	Shank form	Coolant	Type	Cutting direction	Tool material	Coating	Diameter (mm)	Series no.	Cutting data page	Page
90° Countersink sets, SpyroTec																
•	•	•	○	○			Cyl			R	HSS	A	6,3/8,3/10,4/12, 4/16,5/20,5	5538	569	79
•	•	•	○	○			Tri-Flat			R	HSS	A	6,3/8,3/10,4/12, 4/16,5/20,5	5539	569	80
60° Countersinks, SpyroTec																
•	•	•	○	○			Cyl			R	HSS	A	6.300 - 25.000	5670	580	81
•	•	•	○	○			Tri-Flat			R	HSS	A	6.300 - 31.000	5671	580	82
HSCO micro-precision drills																
•	•	•	•	○			Cyl		N	R	HSS-E-PM		0.050 - 1.920	301	508	86
•	•	•	•	○			Cyl		N	L	HSS-E-PM		0.130 - 1.850	303	509	88
•	•	•	•	○			Cyl		N	R	HSS-E-PM	S	0.160 - 1.900	660	538	90
Stub drills																
•		•	○				Cyl		N	R	HSS	>Ø 2,36	0.350 - 44.000	223	499	94
•		•	○				Cyl		N	L	HSS	>Ø 6,00	0.320 - 50.000	226	500	98
•		•	○				Cyl		N	R	HSS	S	0.500 - 30.160	653	535	101
			•				Cyl		H	R	HSS		0.690 - 21.000	224	499	104
			•				Cyl		W	R	HSS		1.000 - 20.000	225	500	106
•	○	○	•				Cyl		GT 80	R	HSS	>Ø 16,0	1.000 - 20.000	552	520	108
•	○	○	•				Cyl		GT 80	L	HSS	>Ø 16,0	1.000 - 19.840	553	521	111
•	•	•	○	•	○		Cyl		GV 120	R	M35 Cobalt	>Ø 2,36	0.400 - 25.400	329	511	113
•	•	•	○	•	○		Cyl		GV 120	R	M35 Cobalt	S	0.500 - 15.500	659	537	116
•	•	•	•				Cyl		GU500 DZ	R	M35 Cobalt		1.000 - 14.290	5524	576	118
•	•	•	•				Cyl		GU500 DZ	R	M35 Cobalt	S	1.000 - 14.290	5520	574	120
•	○	•	○	○	○		Cyl		GT500 DZ	R	HSS-E-PM	S	1.000 - 14.000	5521	574	122
•	○	•	○	○	○		Cyl		GT500 DZ	R	HSS-E-PM	F	1.000 - 14.290	515	515	124

HSS, HSCO, HSS-E-PM Drills

Jobber drills

P	M	K	N	S	H	Tool illustration	Shank form	Coolant	Type	Cutting direction	Tool material	Coating	Diameter (mm)	Series no.	Cutting data page	Page
●		●	○				Cyl		N	R	HSS	>Ø 2,36	0.200 - 20.000	205	496	128
●		●	○				Cyl		N	L	HSS	>Ø 6,00	0.200 - 20.000	208	497	134
●		●	○				Cyl		N	R	HSS	S	0.200 - 19.000	651	534	137
●		●	○				Cyl		N	L	HSS	S	0.250 - 14.250	664	538	141
			●				Cyl		H	R	HSS		0.200 - 20.000	206	496	143
			●				Cyl		W	R	HSS		0.200 - 20.000	207	497	146
●		●	●				Cyl		GT 100	R	HSS	>Ø 2,36	0.600 - 16.000	549	519	149
●		●	○				Cyl		GT 100	L	HSS	>Ø 2,36	1.000 - 15.500	550	519	152
●		●	●				Cyl		GT 100	R	HSS	S	1.000 - 15.000	652	535	154
●	○	●	○				Cyl		N	R	M35 Cobalt	>Ø 2,36	0.200 - 20.000	305	509	157
●	○	●	○				Cyl		N	L	M35 Cobalt	>Ø 6,00	0.360 - 18.500	308	510	161
○	●			●			Cyl		Ti	R	M35 Cobalt		0.200 - 19.000	605	530	163
○	●			●			Cyl		Ti	R	M35 Cobalt	S	0.500 - 14.500	657	536	166
○	●			●			Cyl		Ti	R	M35 Cobalt	F	0.400 - 15.000	2458	555	168
●	●	●	●	●	○		HE		GT80 IC	R	M35 Cobalt		5.000 - 20.000	1131	548	170
●	●	●	●	●	○		HE		GT80 IC	R	M35 Cobalt	S	5.000 - 20.000	1132	548	171
●	○	●	●				Cyl		GT 100	R	M35 Cobalt	>Ø 2,36	1.000 - 16.000	622	534	172
●	○	●	○				Cyl		GT 100	R	M35 Cobalt	S	1.000 - 15.000	658	537	175
●		○					Cyl		GT 100	R	M35 Cobalt	C	3.000 - 11.910	1221	552	177
○		●	○				Cyl		GT 100	R	M35 Cobalt	A	3.000 - 12.000	1223	552	178
●	●	●	●				Cyl		GU500 DZ	R	M35 Cobalt		1.000 - 14.290	5523	575	180
●	●	●	●				Cyl		GU500 DZ	R	M35 Cobalt	S	1.000 - 14.290	5519	573	182
●	●	●	●	●	○		Cyl		AeroX	R	M42 Cobalt		1.000 - 13.000	1018	546	184
●	○	●	○	○	○		Cyl		GT500 DZ	R	HSS-E-PM	S	1.000 - 14.000	5522	575	186
●	○	●	○	○	○		Cyl		GT500 DZ	R	HSS-E-PM	F	1.000 - 14.290	530	517	188

HSS, HSCO, HSS-E-PM Drills

P	M	K	N	S	H	Tool illustration	Shank form	Coolant	Type	Cutting direction	Tool material	Coating	Diameter (mm)	Series no.	Cutting data page	Page
Bushing length drills																
•		•	•				Cyl		N	R	HSS	S	1.000 - 13.000	666	539	192
Taper length drills																
•		•	○				Cyl		N	R	HSS	>Ø 2,36	0.400 - 36.510	217	498	193
•		•	○				Cyl		N	R	HSS	S	0.500 - 22.220	667	539	196
			•				Cyl		W	R	HSS		0.500 - 20.640	219	498	198
○			•				Cyl		GT 50	R	HSS		1.000 - 32.600	501	513	200
•		•	•				Cyl		GT 100	R	HSS	>Ø 2,36	1.000 - 14.000	535	518	203
•		•	•				Cyl		GT 100	R	HSS	S	1.000 - 14.000	668	540	206
•	○	•	•	○			Cyl		GT 100 IC	R	HSS		3.000 - 13.000	390	513	208
•	○	•	•	○			Cyl		N	R	M35 Cobalt	>Ø 2,36	0.500 - 22.000	317	510	209
○	•			•			Cyl		Ti	R	M35 Cobalt		1.000 - 15.000	617	532	211
○	•			•			Cyl		Ti	R	M35 Cobalt	S	1.000 - 10.200	669	540	213
•	•	•	•		○		Cyl		GT 100	R	M35 Cobalt	>Ø 2,36	1.000 - 16.000	336	511	214
•	•	•	•				Cyl		GU500 DZ	R	M35 Cobalt		1.000 - 14.290	5536	577	216
•	•	•	•				Cyl		GU500 DZ	R	M35 Cobalt	S	1.000 - 14.290	5537	577	218
Extra length drills, series 1																
•		•	○				Cyl		N	R	HSS	>Ø 2,36	1.600 - 13.000	235	501	222
○			•				Cyl		GT 50	R	HSS		2.000 - 12.700	524	516	224
•		•	•				Cyl		GT 100	R	HSS	>Ø 2,36	1.950 - 13.000	502	514	225
•		•	•	○			Cyl		GT 100	R	HSS	S	2.000 - 12.700	670	541	227
•	•	•	•	•	○		Cyl		GT 100	R	M35 Cobalt		2.700 - 10.000	618	533	228

HSS, HSCO, HSS-E-PM Drills

P	M	K	N	S	H	Tool illustration	Shank form	Coolant	Type	Cutting direction	Tool material	Coating	Diameter (mm)	Series no.	Cutting data page	Page
Extra length drills, series 2																
•		•	•				Cyl		GT 100	R	HSS	>Ø 2,36	2.000 - 13.000	503	514	229
•		•	•	○			Cyl		GT 100	R	HSS	S	2.700 - 8.500	671	541	230
•	•	•	•	•	○		Cyl		GT 100	R	M35 Cobalt		3.000 - 10.000	619	533	231
Extra length drills, series 3																
•		•	•				Cyl		GT 100	R	HSS		2.500 - 13.000	504	515	232
Morse taper shank drills, jobber length																
•		•	○				MT		N	R	HSS	>Ø 2,36	2.380 - 79.370	245	501	236
•		•	○				MT		N	R	HSS	S	3.000 - 30.500	654	536	239
•	○	•	○				MT		N	R	M35 Cobalt		3.000 - 25.400	345	512	241
Morse taper shank drills, bushing length																
•		•	○				MT		N	R	HSS		4.000 - 29.370	257	502	243
•		•	•				MT		GT 100	R	HSS	>Ø 16,0	6.000 - 31.500	551	520	245
Morse taper shank drills, extra length series 1																
•		•	○				MT		N	R	HSS		8.000 - 50.000	266	502	246
•		•	•				MT		GT 100	R	HSS	>Ø 16,0	8.000 - 30.000	526	516	247
Morse taper shank drills, extra length series 2																
•		•	•				MT		GT 100	R	HSS	>Ø 16,0	8.000 - 30.000	527	517	248

Carbide Drills

General purpose carbide micro-precision drills

P	M	K	N	S	H	Tool illustration	Cutting Depth	Coolant	Type	Shank form	Tool material	Coating	Diameter (mm)	Series no.	Cutting data page	Page
•		•					5xD		N	HA	Carbide	A	0.100 - 3.000	3899	561	252

ExclusiveLine™ high-performance carbide micro-precision drills

•	•	•	○	○			4xD		N	HA	Carbide	A	0.500 - 3.000	6400	585	254
•	•	•	○	○			5xD		N	HA	Carbide	A	1.400 - 3.000	6405	586	255
•	•	•	○	○			7xD		N	HA	Carbide	A	0.500 - 3.000	6401	585	256
•	•	•	○	○			8xD		N	HA	Carbide	A	1.400 - 3.000	6408	586	257
•	•	•	○	○			15xD		N	HA	Carbide	A	1.400 - 3.000	6412	587	258

Stub carbide drills

○	○	○	•	○			~3xD		N	Cyl	Carbide		0.500 - 16.000	730	543	262
○	○	○	•	○			~3xD		N	Cyl	Carbide	F	1.000 - 16.000	2463	556	264

Jobber length carbide drills

○	○	○	•	○			~5xD		N	Cyl	Carbide		1.000 - 12.700	732	543	268
○	○	○	•	○			~5xD		N	Cyl	Carbide	F	1.000 - 12.700	2464	556	270
•		•	•				~8xD		GT 100	Cyl	Carbide		3.170 - 12.700	2601	558	272
•		•	•				~8xD		GT 100	Cyl	Carbide	S	3.170 - 12.700	2602	559	274

3xD carbide drills

○	•	○	○	○	○		3xD		RT 100 F	Cyl	Carbide	S	3.000 - 15.000	1702	555	278
•	○	•	○	○	○		3xD		RT 100 U	Cyl	Carbide	S	3.000 - 16.000	1242	553	280
•	○	•	○	○	○		3xD		RT 100 U	HE	Carbide	S	3.000 - 20.000	1184	551	282
•	○	•	○	○	○		3xD		RT 100 U	HA	Carbide	F	3.000 - 20.000	5514	572	284
	•			•	○		3xD		RT 100 US	HA	Carbide	a	3.000 - 12.700	5741	581	286

(continued on next page)

Carbide Drills

3xD carbide drills, continued

P	M	K	N	S	H	Tool illustration	Cutting Depth	Coolant	Type	Shank form	Tool material	Coating	Diameter (mm)	Series no.	Cutting data page	Page
●				●	○		3xD		RT 100 HF	HA	Carbide	Y	3.000 - 20.000	8524	593	288
★	○	●	○	○	○		3xD		RT 100 U	HA	Carbide	F	3.000 - 20.000	5510	570	290
●	○	●	○	○	○		3xD		RT 100 U	HE	Carbide	F	3.000 - 20.000	5610	578	292
	★			●			3xD		RT 100 VA	HA	Carbide	a	3.000 - 20.000	8510	591	294
●				★	○		3xD		RT 100 HF	HA	Carbide	F	3.000 - 20.000	8520	592	296

5xD carbide drills

P	M	K	N	S	H	Tool illustration	Cutting Depth	Coolant	Type	Shank form	Tool material	Coating	Diameter (mm)	Series no.	Cutting data page	Page
●	○	●	○	○	○		5xD		RT 100 U	Cyl	Carbide	S	3.000 - 16.000	1243	553	300
●	○	●	○	○	○		5xD		RT 100 U	HA	Carbide	F	3.000 - 20.000	5515	572	302
○	○	○	○	●	○		5xD		RT 100 F	HA	Carbide	S	3.000 - 20.000	1662	554	304
●	○	●	○	○	○		5xD		RT 100 U	HE	Carbide	S	3.000 - 20.000	1183	551	306
●	○	●	○	○	○		5xD		RT 100 U	HA	Carbide	F	3.000 - 20.000	5511	570	308
●	○	●	○	○	○		5xD		RT 100 U	HE	Carbide	F	3.000 - 20.000	5611	578	310
★	○	○		○	○		5xD		RT 100 XF	HA	Carbide	F	3.000 - 20.000	5498	568	312
			★				5xD		RT100 AI	HA	Carbide	○	3.000 - 20.000	5768	583	314
	●			●	○		5xD		RT 100 US	HA	Carbide	a	3.000 - 20.000	5744	582	316
	★			●			5xD		RT 100 VA	HA	Carbide	a	3.000 - 20.000	8511	591	318
●				★	○		5xD		RT 100 HF	HA	Carbide	Y	3.000 - 20.000	8521	592	320
		★					5xD		RT 100 R	HA	Carbide	F	3.000 - 20.000	6501	587	322

3-flute 5xD carbide drills

P	M	K	N	S	H	Tool illustration	Cutting Depth	Coolant	Type	Shank form	Tool material	Coating	Diameter (mm)	Series no.	Cutting data page	Page
○		○	○				5xD		GS 200 U	Cyl	Carbide	○	3.000 - 20.000	1452	554	324
○		○	○				5xD		GS 200 U	Cyl	Carbide	S	3.000 - 20.000	609	531	326
		●	●				5xD		FT 200 G	HA	Carbide	○	3.000 - 20.000	5518	573	328

Carbide Drills

7xD carbide drills

P	M	K	N	S	H	Tool illustration	Cutting Depth	Coolant	Type	Shank form	Tool material	Coating	Diameter (mm)	Series no.	Cutting data page	Page
●	○	●	○	○	○		7xD		RT 100 U	HA	Carbide	F	3.000 - 20.000	5512	571	332
●	○	●	○	○	○		7xD		RT 100 U	HE	Carbide	F	3.000 - 20.000	5612	579	334
	★			●	○		7xD		RT 100 US	HA	Carbide	a	3.000 - 12.700	5746	582	336
●				★	○		7xD		RT 100 HF	HA	Carbide	Y	3.000 - 16.000	8522	593	338
		★					7xD		RT 100 R	HA	Carbide	F	4.000 - 20.000	6502	588	339
★	○	○		○	○		7xD		RT 100 XF	HA	Carbide	F	3.000 - 20.000	5499	568	341

12xD carbide drills

P	M	K	N	S	H	Tool illustration	Cutting Depth	Coolant	Type	Shank form	Tool material	Coating	Diameter (mm)	Series no.	Cutting data page	Page
●	○	●	○	○	○		12xD		RT 100 U	HA	Carbide	F	3.000 - 20.000	5525	576	343

RT 150 GG/GN straight flute drills

P	M	K	N	S	H	Tool illustration	Cutting Depth	Coolant	Type	Shank form	Tool material	Coating	Diameter (mm)	Series no.	Cutting data page	Page
		○	●				4xD		RT 150 GG	HA	Carbide	○	3.000 - 20.000	768	544	348
		●	○				4xD		RT 150 GG	HA	Carbide	○	3.000 - 20.000	6068	583	350
		○	●				7xD		RT 150 GG	HA	Carbide	○	3.000 - 20.000	769	545	352
		●	○				7xD		RT 150 GG	HA	Carbide	○	3.000 - 20.000	6069	584	353
		○	●				10xD		RT 150 GG	HA	Carbide	○	3.000 - 16.000	5513	571	354
		●	○				10xD		RT 150 GG	HA	Carbide	○	3.000 - 20.000	6070	584	355
		●	●				15xD		RT 150 GN	HA	Carbide	○	5.000 - 14.000	773	545	356

RT 100 T coolant fed deep hole twist drills

P	M	K	N	S	H	Tool illustration	Cutting Depth	Coolant	Type	Shank form	Tool material	Coating	Diameter (mm)	Series no.	Cutting data page	Page
●	●	●	○	○	○		15xD		RT 100 T	HA	Carbide	A	3.000 - 16.000	6509	588	360
●	●	●	○	○	○		20xD		RT 100 T	HA	Carbide	A	3.000 - 16.000	6511	589	361
●	●	●	○	○	○		25xD		RT 100 T	HA	Carbide	A	3.000 - 16.000	6512	589	362
●	●	●	○	○	○		30xD		RT 100 T	HA	Carbide	A	3.000 - 14.000	6513	590	363
●	●	●	○	○	○		40xD		RT 100 T	HA	Carbide	A	3.000 - 8.000	6514	590	364

Gun Drills

EB 100 solid carbide gun drills

P	M	K	N	S	H	Tool illustration	Cutting Depth	Coolant	Type	Shank form	Tool material	Coating	Diameter (mm)	Series no.	Cutting data page	Page
●	●	○	○	○	○		25xD		EB 100	HA	Carbide	a	2.380 - 12.000	5646	567	368
●	●	○	○	○	○		50xD		EB 100	HA	Carbide	a	2.380 - 8.000	5647	567	369
●	●	○	○	○	○		75xD		EB 100	HA	Carbide	a	2.380 - 6.000	5648	567	370

EB 100 carbide fixed length gun drills w/steel shanks

P	M	K	N	S	H	Tool illustration	Cutting Depth	Coolant	Type	Shank form	Tool material	Coating	Diameter (mm)	Series no.	Cutting data page	Page
○	○	○	●	●	○		45,00		EB 100	HA	Carbide	○	1.200 - 3.200	5024	567	371
○	○	○	●	●	○		80,00		EB 100	HA	Carbide	○	1.200 - 5.000	5020	567	372
○	○	○	●	●	○		120,00		EB 100	HA	Carbide	○	1.500 - 5.000	5026	567	373
○	○	○	●	●	○		160,00		EB 100	HA	Carbide	○	1.500 - 8.000	5021	567	374

EB 80 conventional brazed head gun drills

P	M	K	N	S	H	Tool illustration	Cutting Depth	Coolant	Type	Shank form	Tool material	Coating	Diameter (mm)	Series no.	Cutting data page	Page
○	●	○	○	●	○		40xD		EB 80	HA	Carbide	C	3.970 - 12.700	5641	579	375
○	●	○	○	●	○		80xD		EB 80	HA	Carbide	C	4.950 - 12.650	5642	580	376

Replaceable Tip Drills

HT 800 drill bodies

P	M	K	N	S	H	Tool illustration	Cutting Depth	Coolant	Type	Shank form	Tool material	Coating	Diameter (mm)	Series no.	Cutting data page	Page
							1xD		HT 800 WP	HE		Ni	11.000 - 40.000	4105		384
							1.5xD		HT 800 WP	HE		Ni	11.000 - 40.000	4106		385
							3xD		HT 800 WP	HE		Ni	11.000 - 40.000	4107		387
							5xD		HT 800 WP	HE		Ni	11.000 - 40.000	4108		389
							7xD		HT 800 WP	HE		Ni	11.000 - 31.990	4109		391
							10xD		HT 800 WP	HE		Ni	11.000 - 31.990	4110		393

HT 800 drill inserts

P	M	K	N	S	H	Tool illustration		Type	Shank form	Tool material	Coating	Diameter (mm)	Series no.	Cutting data page	Page
○	○	○	○	○	○		Pilot Drilling	HT 800 WP		Carbide	a	11.000 - 40.000	4111	561	395
○		•					Cast Iron	HT 800 WP		Carbide	F	11.000 - 40.000	4113	563	398
			•				Aluminum	HT 800 WP		Carbide	○	11.000 - 40.000	4114	564	401
•	○	○					Steel	HT 800 WP		Carbide	F	11.000 - 40.000	4112	562	404
○	•			○	○		Stainless Steel	HT 800 WP		Carbide	a	11.000 - 40.000	4115	565	407
•							Steel Beams	HT 800 WP		Carbide	F	11.000 - 40.000	4229	566	410

HT 800 countersink inserts

P	M	K	N	S	H	Tool illustration		Type	Shank form	Tool material	Coating	Diameter (mm)	Series no.	Cutting data page	Page
			•				Aluminum			Carbide	○		7635		411
•	○	○		○	○		Steel			Carbide	S		7645		412
○		•					Cast Iron			Carbide	A		7632		413

HT 800 clamping screws

													6128		414
													4071		415

Replaceable Tip Drills

P	M	K	N	S	H	Tool illustration	Cutting Depth	Coolant	Type	Shank form	Tool material	Coating	Diameter (mm)	Series no.	Cutting data page	Page
RT 800 drill bodies																
							3xD		RT 800 WP	HE		Ni		5242		416
							5xD		RT 800 WP	HE		Ni		5243		417
							7xD		RT 800 WP	HE		Ni		5248		418
RT 800 drill inserts																
●	○	●	○						RT 800 WP		Carbide	S	16.000 - 40.500	1047	547	419
●	○	●	○						RT 800 WP		Carbide	F	16.000 - 40.500	2485	557	421
		○	●						RT 800 WP		Carbide	○	16.000 - 40.000	2747	559	423
RT 800 clamping screws																
														1071		425
Torque wrenches																
														4915		426
Torx socket sets																
														4917		427
Torx screwdriver																
														1612		428

Re-production – even in part – is not permitted.

Possible misprints or any type of intermediate changes do not entitle to any claims.
All DIN marked products can be supplied deviating from the catalogue dimensions as long as they correspond to the specified DIN standard.

NC SPOT DRILLS AND CENTER DRILLS

Center drills, 60° angle

Series no. **581**

DIN 333 Standard | A Form | N Type | 118° Point angle | Web Thinning | R Cutting direction

Tool material **HSS**

Surface ◯

P	Steel	●
M	Stainless steel	○
K	Cast iron	●
N	Aluminum	●
S	Titanium alloys	○
H	Hardened steel	

●=Optimal
○=Limited

web thinning ≥ Ø 2.000 • relieved cone • without protective countersink
• for center holes to DIN 332, part 1, form A • d1 ≤ 0.8 mm: not double ended

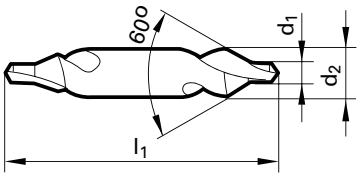

Speeds and feeds information on pg. 524

Diameter (d1) inch	Diameter (d1) mm	d2 mm	l1 mm	EDP #
0.0197*	0.50*	3.15	25.00	**9005810005000**
0.0315*	0.80*	3.15	25.00	**9005810008000**
0.0394	1.00	3.15	31.50	**9005810010000**
0.0492	1.25	3.15	31.50	**9005810012500**
0.0630	1.60	4.00	35.50	**9005810016000**
0.0787	2.00	5.00	40.00	**9005810020000**
0.0984	2.50	6.30	45.00	**9005810025000**
0.1240	3.15	8.00	50.00	**9005810031500**
0.1575	4.00	10.00	56.00	**9005810040000**

Diameter (d1) inch	Diameter (d1) mm	d2 mm	l1 mm	EDP #
0.1969	5.00	12.50	63.00	**9005810050000**
0.2480	6.30	16.00	71.00	**9005810063000**
0.3150	8.00	20.00	80.00	**9005810080000**
0.3937	10.00	25.00	100.00	**9005810100000**

Center drills, 60° angle

Series no. **613**

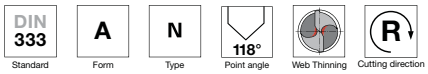

Tool material **HSS**

Surface **S**

P	Steel	●
M	Stainless steel	○
K	Cast iron	●
N	Aluminum	●
S	Titanium alloys	○
H	Hardened steel	

●=Optimal
○=Limited

web thinning ≥ Ø 2.000 • relieved cone • without protective countersink
• for center holes to DIN 332, part 1, form A • d1 ≤ 0.8 mm: not double ended
• increased wear resistance

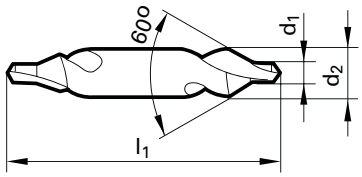

Speeds and feeds information on pg. 531

Diameter (d1) inch	Diameter (d1) mm	d2 mm	l1 mm	EDP #
0.0197*	0.50*	3.15	25.00	**9006130005000**
0.0315*	0.80*	3.15	25.00	**9006130008000**
0.0394	1.00	3.15	31.50	**9006130010000**
0.0492	1.25	3.15	31.50	**9006130012500**
0.0630	1.60	4.00	35.50	**9006130016000**
0.0787	2.00	5.00	40.00	**9006130020000**
0.0984	2.50	6.30	45.00	**9006130025000**
0.1240	3.15	8.00	50.00	**9006130031500**
0.1575	4.00	10.00	56.00	**9006130040000**

Diameter (d1) inch	Diameter (d1) mm	d2 mm	l1 mm	EDP #
0.1969	5.00	12.50	63.00	**9006130050000**
0.2480	6.30	16.00	71.00	**9006130063000**
0.3150	8.00	20.00	80.00	**9006130080000**

Center drills, 60° angle

Series no. **582**

WN Guhring Std. | A Form | N Type | 118° Point angle | Web Thinning | L Cutting direction

Tool material **HSS**

Surface ◯

P	Steel	●
M	Stainless steel	○
K	Cast iron	●
N	Aluminum	●
S	Titanium alloys	○
H	Hardened steel	

●=Optimal
○=Limited

web thinning ≥ Ø 2.000 • relieved cone • without protective countersink
• for center holes to DIN 332, part 1, form A • d1 ≤ 0.8 mm: not double ended

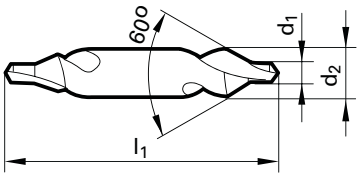

Speeds and feeds information on pg. 524

Diameter (d1) inch	Diameter (d1) mm	d2 mm	l1 mm	EDP #
0.0197*	0.50*	3.15	25.00	**9005820005000**
0.0315*	0.80*	3.15	25.00	**9005820008000**
0.0394	1.00	3.15	31.50	**9005820010000**
0.0492	1.25	3.15	31.50	**9005820012500**
0.0630	1.60	4.00	35.50	**9005820016000**
0.0787	2.00	5.00	40.00	**9005820020000**
0.0984	2.50	6.30	45.00	**9005820025000**
0.1240	3.15	8.00	50.00	**9005820031500**
0.1575	4.00	10.00	56.00	**9005820040000**

Diameter (d1) inch	Diameter (d1) mm	d2 mm	l1 mm	EDP #
0.1969	5.00	12.50	63.00	**9005820050000**
0.2480	6.30	16.00	71.00	**9005820063000**
0.3150	8.00	20.00	80.00	**9005820080000**

Center drills, 60° angle

Series no. **590**

WN	A	N	118°		R
Guhring Std.	Form	Type	Point angle	Web Thinning	Cutting direction

Tool material: **HSS**

Surface: ◯

P	Steel	●
M	Stainless steel	○
K	Cast iron	●
N	Aluminum	●
S	Titanium alloys	○
H	Hardened steel	

●=Optimal
○=Limited

web thinning ≥ Ø 2.000 • relieved cone
• with reinforced neck to provide high fracture resistance
• without protective countersink
• recess between countersink and hole for additional lubricant space
• for center holes to DIN 332, part 1, form A

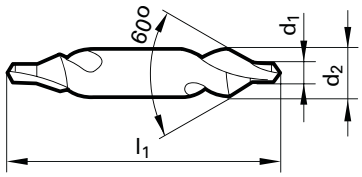

Speeds and feeds information on pg. 528

Diameter (d1) inch	Diameter (d1) mm	d2 mm	l1 mm	EDP #
0.0394	1.00	3.15	31.50	**9005900010000**
0.0492	1.25	3.15	31.50	**9005900012500**
0.0630	1.60	4.00	35.50	**9005900016000**
0.0787	2.00	5.00	40.00	**9005900020000**
0.0984	2.50	6.30	45.00	**9005900025000**
0.1240	3.15	8.00	50.00	**9005900031500**
0.1575	4.00	10.00	56.00	**9005900040000**
0.1969	5.00	12.50	63.00	**9005900050000**
0.2480	6.30	16.00	71.00	**9005900063000**

Diameter (d1) inch	Diameter (d1) mm	d2 mm	l1 mm	EDP #
0.3150	8.00	20.00	80.00	**9005900080000**
0.3937	10.00	25.00	100.00	**9005900100000**

Center drills, 60° angle

Series no. **381**

DIN 333	A	N	118°		R
Standard	Form	Type	Point angle	Web Thinning	Cutting direction

Tool material: **HSCO**

Surface: ◯

P	Steel	●
M	Stainless steel	●
K	Cast iron	●
N	Aluminum	●
S	Titanium alloys	○
H	Hardened steel	

●=Optimal
○=Limited

web thinning ≥ Ø 2.000
• relieved cone
• without protective countersink
• increased wear resistance
• for center holes to DIN 332, part 1, form A

materials over 800 N/mm² • stainless/acid-/heat-resistant CrNi steels

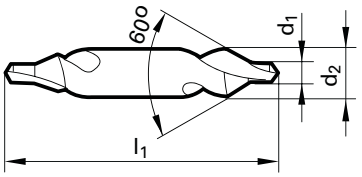

Speeds and feeds information on pg. 512

Diameter (d1) inch	Diameter (d1) mm	d2 mm	l1 mm	EDP #
0.0394	1.00	3.15	31.50	**9003810010000**
0.0492	1.25	3.15	31.50	**9003810012500**
0.0630	1.60	4.00	35.50	**9003810016000**
0.0787	2.00	5.00	40.00	**9003810020000**
0.0984	2.50	6.30	45.00	**9003810025000**
0.1240	3.15	8.00	50.00	**9003810031500**
0.1575	4.00	10.00	56.00	**9003810040000**

Diameter (d1) inch	Diameter (d1) mm	d2 mm	l1 mm	EDP #

Center drills, 60° angle

Series no. **594**

ASME B94.11 M (Standard) | A (Form) | N (Type) | 118° (Point angle) | Web Thinning | R (Cutting direction)

Tool material: **HSS**

Surface: ◯

P	Steel	●
M	Stainless steel	○
K	Cast iron	●
N	Aluminum	●
S	Titanium alloys	○
H	Hardened steel	

●=Optimal
○=Limited

web thinning ≥ Ø 1.980
• relieved cone
• for center holes form A to US standards

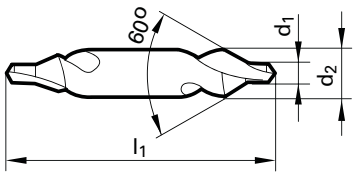

Speeds and feeds information on pg. 529

Diameter (d1) inch	Diameter (d1) mm	Size	d2 mm	l1 mm	EDP #
0.0469	1.19	1	3.18	32.00	**9005940011900**
0.0780	1.98	2	4.76	48.00	**9005940019800**
0.1094	2.78	3	6.35	51.00	**9005940027800**
0.1248	3.17	4	7.94	54.00	**9005940031700**
0.1874	4.76	5	11.11	70.00	**9005940047600**
0.2189	5.56	6	12.70	76.00	**9005940055600**
0.2500	6.35	7	15.88	83.00	**9005940063500**
0.3126	7.94	8	19.05	89.00	**9005940079400**

Diameter (d1) inch	Diameter (d1) mm	Size	d2 mm	l1 mm	EDP #

Center drills, 60° angle

Series no. **292**

BS 328	A	N	118°		R
Standard	Form	Type	Point angle	Web Thinning	Cutting direction

Tool material: **HSS**

Surface: ◯

P	Steel	●
M	Stainless steel	○
K	Cast iron	●
N	Aluminum	●
S	Titanium alloys	○
H	Hardened steel	

●=Optimal
○=Limited

web thinning ≥ Ø 1.190
• relieved cone
• for center holes form A to British standards

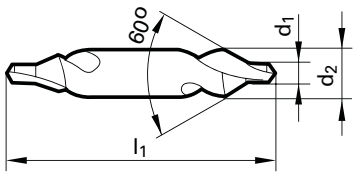

Speeds and feeds information on pg. 507

Diameter (d1) inch	Diameter (d1) mm	Size	d2 mm	l1 mm	EDP #
0.0469	1.19	1	3.17	38.00	**9002920011900**
0.0626	1.59	2	4.76	44.00	**9002920015900**
0.0937	2.38	3	6.35	51.00	**9002920023800**
0.1248	3.17	4	7.94	57.00	**9002920031700**
0.1874	4.76	5	11.11	63.00	**9002920047600**
0.2500	6.35	6	15.87	76.00	**9002920063500**
0.3126	7.94	7	19.05	89.00	**9002920079400**

Diameter (d1) inch	Diameter (d1) mm	Size	d2 mm	l1 mm	EDP #

Center drills, 60° angle

Series no. **294**

BS 328 Standard | A Form | N Type | 118° Point angle | Web Thinning | L Cutting direction

Tool material **HSS**

Surface ◯

P	Steel	●
M	Stainless steel	○
K	Cast iron	●
N	Aluminum	●
S	Titanium alloys	○
H	Hardened steel	

●=Optimal
○=Limited

web thinning ≥ Ø 1.190
• relieved cone
• for center holes form A to British standards

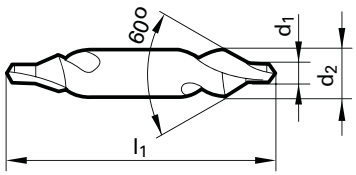

Speeds and feeds information on pg. 508

Diameter (d1) inch	Diameter (d1) mm	Size	d2 mm	l1 mm	EDP #
0.0469	1.19	1	3.17	38.00	**9002940011900**
0.0626	1.59	2	4.76	44.00	**9002940015900**
0.0937	2.38	3	6.35	51.00	**9002940023800**
0.1248	3.17	4	7.94	57.00	**9002940031700**
0.1874	4.76	5	11.11	63.00	**9002940047600**
0.2500	6.35	6	15.87	76.00	**9002940063500**
0.3126	7.94	7	19.05	89.00	**9002940079400**

Diameter (d1) inch	Diameter (d1) mm	Size	d2 mm	l1 mm	EDP #

Center drills, 60° angle

Series no. **281**

WN	A	N	118°		R
Guhring Std.	Form	Type	Point angle	Web Thinning	Cutting direction

Tool material **HSS**

Surface ◯

P	Steel	●
M	Stainless steel	○
K	Cast iron	●
N	Aluminum	●
S	Titanium alloys	○
H	Hardened steel	

●=Optimal
○=Limited

web thinning ≥ Ø 2.000
- relieved cone
- without protective countersink
- for center holes acc. to DIN 332 sheet 1 (issue 09.1960x retracted), Form A
- d1 ≤ 0.8 mm: not double ended

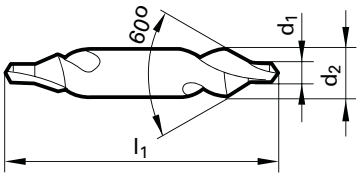

Speeds and feeds information on pg. 503

Diameter (d1) inch	Diameter (d1) mm	d2 mm	l1 mm	EDP #
0.0197*	0.50*	3.15	25.00	**9002810005000**
0.0315*	0.80*	3.15	25.00	**9002810008000**
0.0394	1.00	3.15	31.50	**9002810010000**
0.0492	1.25	4.00	35.50	**9002810012500**
0.0630	1.60	5.00	40.00	**9002810016000**
0.0787	2.00	6.30	45.00	**9002810020000**
0.0984	2.50	8.00	50.00	**9002810025000**
0.1240	3.15	10.00	56.00	**9002810031500**
0.1575	4.00	12.50	63.00	**9002810040000**

Diameter (d1) inch	Diameter (d1) mm	d2 mm	l1 mm	EDP #
0.1969	5.00	16.00	71.00	**9002810050000**
0.2480	6.30	20.00	80.00	**9002810063000**
0.3150	8.00	25.00	100.00	**9002810080000**
0.3937	10.00	31.50	125.00	**9002810100000**

Center drills, 60° angle

Series no. **282**

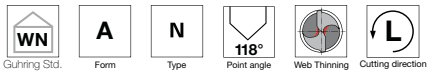

Tool material **HSS**

Surface ◯

P	Steel	●
M	Stainless steel	○
K	Cast iron	●
N	Aluminum	●
S	Titanium alloys	○
H	Hardened steel	

●=Optimal
○=Limited

web thinning ≥ Ø 2.000
- relieved cone
- without protective countersink
- for center holes acc. to DIN 332 sheet 1 (issue 09.1960x retracted), Form A
- d1 ≤ 0.8 mm: not double ended

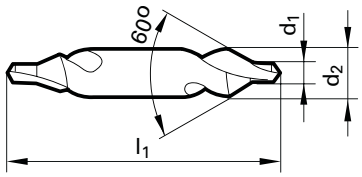

Speeds and feeds information on pg. 504

Diameter (d1) inch	Diameter (d1) mm	d2 mm	l1 mm	EDP #
0.0315*	0.80*	3.15	25.00	**9002820008000**
0.0394	1.00	3.15	31.50	**9002820010000**
0.0492	1.25	4.00	35.50	**9002820012500**
0.0630	1.60	5.00	40.00	**9002820016000**
0.0787	2.00	6.30	45.00	**9002820020000**
0.0984	2.50	8.00	50.00	**9002820025000**
0.1240	3.15	10.00	56.00	**9002820031500**
0.1575	4.00	12.50	63.00	**9002820040000**
0.1969	5.00	16.00	71.00	**9002820050000**

Diameter (d1) inch	Diameter (d1) mm	d2 mm	l1 mm	EDP #

Center drills, 60° angle

Series no. **736**

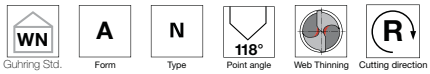

Tool material **Carbide**

Surface ◯

P	Steel	○
M	Stainless steel	○
K	Cast iron	○
N	Aluminum	○
S	Titanium alloys	○
H	Hardened steel	○

●=Optimal
○=Limited

web thinning ≥ Ø 2.000
- relieved cone
- without protective countersink
- for center holes to DIN 332, part 1, form A
- d1 ≤ 0.8 mm: not double ended

universal material suitability

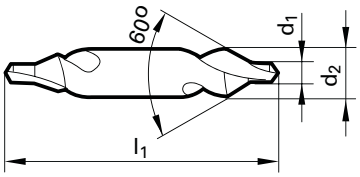

Speeds and feeds information on pg. 544

Diameter (d1) inch	Diameter (d1) mm	d2 mm	l1 mm	EDP #
0.0197*	0.50*	3.15	25.00	**9007360005000**
0.0315*	0.80*	3.15	25.00	**9007360008000**
0.0394	1.00	3.15	31.50	**9007360010000**
0.0492	1.25	3.15	31.50	**9007360012500**
0.0630	1.60	4.00	35.50	**9007360016000**
0.0787	2.00	5.00	40.00	**9007360020000**
0.0984	2.50	6.30	45.00	**9007360025000**
0.1240	3.15	8.00	50.00	**9007360031500**
0.1575	4.00	10.00	56.00	**9007360040000**

Diameter (d1) inch	Diameter (d1) mm	d2 mm	l1 mm	EDP #
0.1969	5.00	12.50	63.00	**9007360050000**
0.2480	6.30	16.00	71.00	**9007360063000**

Center drills, 60° angle

Series no. **280**

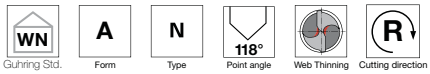

Tool material **HSS**

Surface ◯

P	Steel	●
M	Stainless steel	○
K	Cast iron	●
N	Aluminum	●
S	Titanium alloys	○
H	Hardened steel	

●=Optimal
○=Limited

web thinning ≥ Ø 2.000
- relieved cone
- extra length center drills
- without protective countersink
- for center holes acc. to DIN 332, sheet 1, form A
- for deep centering positions

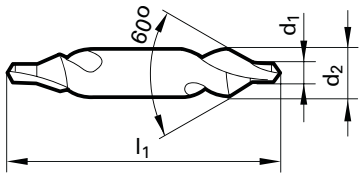

Speeds and feeds information on pg. 503

Diameter (d1) inch	Diameter (d1) mm	d2 mm	l1 mm	EDP #
0.0394	1.00	4.00	120.00	**9002800010000**
0.0630	1.60	5.00	120.00	**9002800016000**
0.0787	2.00	6.30	120.00	**9002800020000**
0.0984	2.50	8.00	120.00	**9002800025000**
0.1240	3.15	10.00	120.00	**9002800031500**

Diameter (d1) inch	Diameter (d1) mm	d2 mm	l1 mm	EDP #

Center drills, 60° angle

Series no. **583**

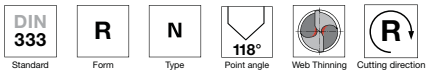

Tool material **HSS**

Surface ◯

P	Steel	●
M	Stainless steel	○
K	Cast iron	●
N	Aluminum	●
S	Titanium alloys	○
H	Hardened steel	

●=Optimal
○=Limited

web thinning ≥ Ø 2.000
• relieved cone
• correct positioning between lathe centers
• for center holes acc. to DIN 332 part 1, form R • d1 ≤ 0.8 mm: not double ended

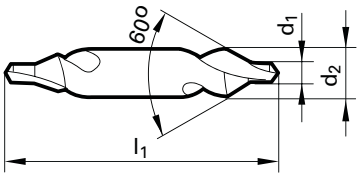

Speeds and feeds information on pg. 525

Diameter (d1) inch	Diameter (d1) mm	d2 mm	l1 mm	EDP #
0.0197*	0.50*	3.15	25.00	**9005830005000**
0.0315*	0.80*	3.15	25.00	**9005830008000**
0.0394	1.00	3.15	31.50	**9005830010000**
0.0492	1.25	3.15	31.50	**9005830012500**
0.0630	1.60	4.00	35.50	**9005830016000**
0.0787	2.00	5.00	40.00	**9005830020000**
0.0984	2.50	6.30	45.00	**9005830025000**
0.1240	3.15	8.00	50.00	**9005830031500**
0.1575	4.00	10.00	56.00	**9005830040000**

Diameter (d1) inch	Diameter (d1) mm	d2 mm	l1 mm	EDP #
0.1969	5.00	12.50	63.00	**9005830050000**
0.2480	6.30	16.00	71.00	**9005830063000**
0.3150	8.00	20.00	80.00	**9005830080000**

Center drills, 60° angle

Series no. **614**

DIN 333 Standard | R Form | N Type | 118° Point angle | Web Thinning | R Cutting direction

Tool material **HSS**

Surface **S**

P	Steel	●
M	Stainless steel	○
K	Cast iron	●
N	Aluminum	●
S	Titanium alloys	○
H	Hardened steel	

●=Optimal
○=Limited

web thinning ≥ Ø 2.000
- relieved cone
- increased wear resistance
- correct positioning between lathe centers
- for center holes acc. to DIN 332 part 1, form R
- d1 ≤ 0.8 mm: not double ended

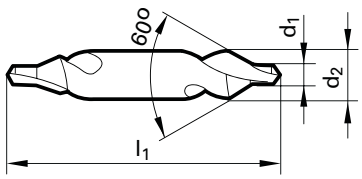

Speeds and feeds information on pg. 532

Diameter (d1) inch	Diameter (d1) mm	d2 mm	l1 mm	EDP #
0.0197*	0.50*	3.15	25.00	**9006140005000**
0.0315*	0.80*	3.15	25.00	**9006140008000**
0.0394	1.00	3.15	31.50	**9006140010000**
0.0492	1.25	3.15	31.50	**9006140012500**
0.0630	1.60	4.00	35.50	**9006140016000**
0.0787	2.00	5.00	40.00	**9006140020000**
0.0984	2.50	6.30	45.00	**9006140025000**
0.1240	3.15	8.00	50.00	**9006140031500**
0.1575	4.00	10.00	56.00	**9006140040000**

Diameter (d1) inch	Diameter (d1) mm	d2 mm	l1 mm	EDP #
0.1969	5.00	12.50	63.00	**9006140050000**
0.2480	6.30	16.00	71.00	**9006140063000**
0.3150	8.00	20.00	80.00	**9006140080000**
0.3937	10.00	25.00	100.00	**9005810100000**

Center drills, 60° angle

Series no. **584**

DIN 333	R	N	118°		L
Standard	Form	Type	Point angle	Web Thinning	Cutting direction

Tool material: **HSS**

Surface: ◯

P	Steel	●
M	Stainless steel	○
K	Cast iron	●
N	Aluminum	●
S	Titanium alloys	○
H	Hardened steel	

●=Optimal
○=Limited

web thinning ≥ Ø 2.000
• relieved cone
• correct positioning between lathe centers
• for center holes acc. to DIN 332 part 1, form R
• d1 ≤ 0.8 mm: not double ended

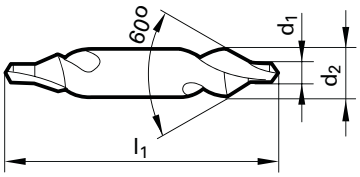

Speeds and feeds information on pg. 505

Diameter (d1) inch	Diameter (d1) mm	d2 mm	l1 mm	EDP #
0.0315*	0.80*	3.15	25.00	**9005840008000**
0.0394	1.00	3.15	31.50	**9005840010000**
0.0492	1.25	3.15	31.50	**9005840012500**
0.0630	1.60	4.00	35.50	**9005840016000**
0.0787	2.00	5.00	40.00	**9005840020000**
0.0984	2.50	6.30	45.00	**9005840025000**
0.1240	3.15	8.00	50.00	**9005840031500**
0.1575	4.00	10.00	56.00	**9005840040000**
0.1969	5.00	12.50	63.00	**9005840050000**

Diameter (d1) inch	Diameter (d1) mm	d2 mm	l1 mm	EDP #

Center drills, 60° angle

Series no. **283**

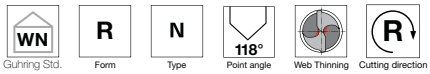

Tool material **HSS**

Surface ◯

P	Steel	●
M	Stainless steel	○
K	Cast iron	●
N	Aluminum	●
S	Titanium alloys	○
H	Hardened steel	

●=Optimal
○=Limited

web thinning ≥ Ø 2.000
- relieved cone
- correct positioning between lathe centers
- for center holes to DIN 332, sheet 1 (issue 09.1960x withdrawn), form R
- d1 ≤ 0.8 mm: not double ended

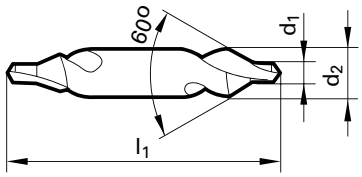

Speeds and feeds information on pg. 484

Diameter (d1) inch	Diameter (d1) mm	d2 mm	l1 mm	EDP #
0.0197*	0.50*	3.15	25.00	**9002830005000**
0.0315*	0.80*	3.15	25.00	**9002830008000**
0.0394	1.00	3.15	31.50	**9002830010000**
0.0492	1.25	4.00	35.50	**9002830012500**
0.0630	1.60	5.00	40.00	**9002830016000**
0.0787	2.00	6.30	45.00	**9002830020000**
0.0984	2.50	8.00	50.00	**9002830025000**
0.1240	3.15	10.00	56.00	**9002830031500**
0.1575	4.00	12.50	63.00	**9002830040000**

Diameter (d1) inch	Diameter (d1) mm	d2 mm	l1 mm	EDP #
0.1969	5.00	16.00	71.00	**9002830050000**
0.2480	6.30	20.00	80.00	**9002830063000**
0.3150	8.00	25.00	100.00	**9002830080000**

Center drills, 60° angle

Series no. **284**

WN Guhring Std. | R Form | N Type | 118° Point angle | Web Thinning | L Cutting direction

Tool material **HSS**

Surface ◯

P	Steel	●
M	Stainless steel	○
K	Cast iron	●
N	Aluminum	●
S	Titanium alloys	○
H	Hardened steel	

●=Optimal
○=Limited

web thinning ≥ Ø 2.000
- relieved cone
- correct positioning between lathe centers
- for center holes to DIN 332, sheet 1 (issue 09.1960x withdrawn), form R

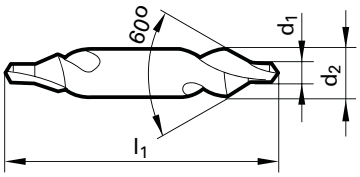

Speeds and feeds information on pg. 505

Diameter (d1) inch	Diameter (d1) mm	d2 mm	l1 mm	EDP #
0.0492	1.25	4.00	35.50	**9002840012500**
0.0630	1.60	5.00	40.00	**9002840016000**
0.0787	2.00	6.30	45.00	**9002840020000**
0.0984	2.50	8.00	50.00	**9002840025000**
0.1240	3.15	10.00	56.00	**9002840031500**
0.1575	4.00	12.50	63.00	**9002840040000**

Diameter (d1) inch	Diameter (d1) mm	d2 mm	l1 mm	EDP #

Center drills, 60° angle

Series no. **587**

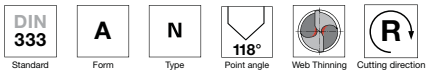

Tool material **HSS**

Surface ◯

P	Steel	●
M	Stainless steel	○
K	Cast iron	●
N	Aluminum	●
S	Titanium alloys	○
H	Hardened steel	

●=Optimal
○=Limited

web thinning ≥ Ø 2.000
• relieved cone
• for center holes to DIN 332, part 1, form A
• without protective countersink

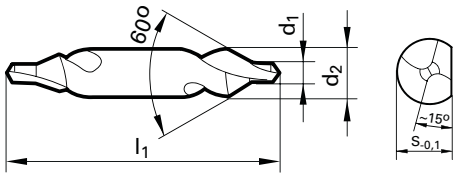

Speeds and feeds information on pg. 527

Diameter (d1) inch	Diameter (d1) mm	d2 mm	l1 mm	S	EDP #
0.0630	1.60	4.00	35.50	3.25	**9005870016000**
0.0787	2.00	5.00	40.00	4.20	**9005870020000**
0.0984	2.50	6.30	45.00	5.35	**9005870025000**
0.1240	3.15	8.00	50.00	6.95	**9005870031500**
0.1575	4.00	10.00	56.00	8.40	**9005870040000**
0.1969	5.00	12.50	63.00	10.95	**9005870050000**
0.2480	6.30	16.00	71.00	14.00	**9005870063000**
0.3150	8.00	20.00	80.00	17.90	**9005870080000**
0.3937	10.00	25.00	100.00	22.50	**9005870100000**

Diameter (d1) inch	Diameter (d1) mm	d2 mm	l1 mm	S	EDP #

Center drills, 60° angle

Series no. **287**

DIN 333 Standard | A Form | N Type | 118° Point angle | Web Thinning | R Cutting direction

Tool material **HSS**

Surface ◯

P	Steel	●
M	Stainless steel	○
K	Cast iron	●
N	Aluminum	●
S	Titanium alloys	○
H	Hardened steel	

●=Optimal
○=Limited

web thinning ≥ Ø 2.000
- relieved cone
- without protective countersink
- for center holes acc. to DIN 332 sheet 1 (issue 09.1960x retracted), Form A

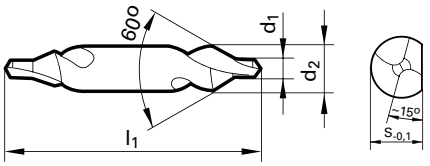

Speeds and feeds information on pg. 506

Diameter (d1) inch	Diameter (d1) mm	d2 mm	l1 mm	S	EDP #
0.0984	2.50	8.00	50.00	4.20	**9002870025000**
0.1240	3.15	10.00	56.00	5.35	**9002870031500**
0.1575	4.00	12.50	63.00	6.85	**9002870040000**
0.1969	5.00	16.00	71.00	8.40	**9002870050000**
0.2480	6.30	20.00	80.00	10.65	**9002870063000**
0.3150	8.00	25.00	100.00	13.65	**9002870080000**
0.3937	10.00	31.50	125.00	17.40	**9002870100000**
0.0630	1.60	5.00	40.00	25.00	**9002870016000**
0.0787	2.00	6.30	45.00	31.50	**9002870020000**

Diameter (d1) inch	Diameter (d1) mm	d2 mm	l1 mm	S	EDP #

Center drills, 60° angle

Series no. **588**

DIN 333 Standard | R Form | N Type | 118° Point angle | Web Thinning | R Cutting direction

Tool material **HSS**

Surface ◯

P	Steel	●
M	Stainless steel	○
K	Cast iron	●
N	Aluminum	●
S	Titanium alloys	○
H	Hardened steel	

●=Optimal
○=Limited

web thinning ≥ Ø 2.000
- relieved cone
- correct positioning between lathe centers
- for center holes acc. to DIN 332 part 1, form R

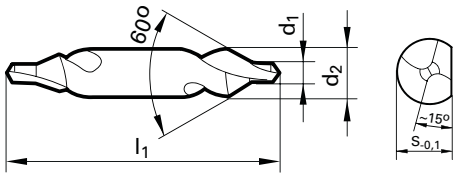

Speeds and feeds information on pg. 527

Diameter (d1) inch	Diameter (d1) mm	d2 mm	l1 mm	S	EDP #
0.0630	1.60	4.00	35.50	3.25	**9005880016000**
0.0787	2.00	5.00	40.00	4.20	**9005880020000**
0.0984	2.50	6.30	45.00	5.35	**9005880025000**
0.1240	3.15	8.00	50.00	6.95	**9005880031500**
0.1575	4.00	10.00	56.00	8.40	**9005880040000**
0.1969	5.00	12.50	63.00	10.95	**9005880050000**
0.2480	6.30	16.00	71.00	14.00	**9005880063000**
0.3150	8.00	20.00	80.00	17.90	**9005880080000**

Diameter (d1) inch	Diameter (d1) mm	d2 mm	l1 mm	S	EDP #

Center drills, 60° angle

Series no. **288**

DIN 333	R	N	118°		R
Standard	Form	Type	Point angle	Web Thinning	Cutting direction

Tool material: **HSS**

Surface: ◯

P	Steel	●
M	Stainless steel	○
K	Cast iron	●
N	Aluminum	●
S	Titanium alloys	○
H	Hardened steel	

●=Optimal
○=Limited

web thinning ≥ Ø 2.000
- relieved cone
- correct positioning between lathe centers
- for center holes to DIN 332, sheet 1 (issue 09.1960x withdrawn), form R

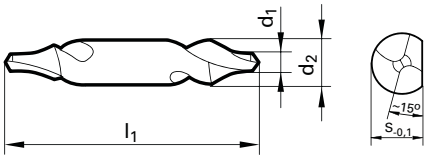

Speeds and feeds information on pg. 506

Diameter (d1) inch	Diameter (d1) mm	d2 mm	l1 mm	S	EDP #
0.0984	2.50	8.00	50.00	4.20	**9002880016000**
0.1240	3.15	10.00	56.00	5.35	**9002880020000**
0.1575	4.00	12.50	63.00	6.85	**9002880025000**
0.1969	5.00	16.00	71.00	8.40	**9002880031500**
0.2480	6.30	20.00	80.00	10.65	**9002880040000**
0.3150	8.00	25.00	100.00	13.65	**9002880050000**
0.3937	10.00	31.50	125.00	17.40	**9002880063000**
0.0630	1.60	5.00	40.00	25.00	**9002880080000**

Diameter (d1) inch	Diameter (d1) mm	d2 mm	l1 mm	S	EDP #

Center drills, double angle 60°/120°

Series no. **585**

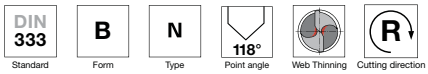

Tool material **HSS**

Surface ◯

P	Steel	●
M	Stainless steel	○
K	Cast iron	●
N	Aluminum	●
S	Titanium alloys	○
H	Hardened steel	

●=Optimal
○=Limited

web thinning ≥ Ø 2.000
- relieved cone
- for center holes acc. to DIN 332, sheet 1, form B
- with protective 120° countersink

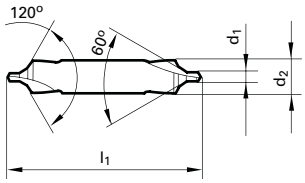

Speeds and feeds information on pg. 526

Diameter (d1) inch	Diameter (d1) mm	d2 mm	l1 mm	EDP #
0.0394	1.00	4.00	35.50	**9005850010000**
0.0492	1.25	5.00	40.00	**9005850012500**
0.0630	1.60	6.30	45.00	**9005850016000**
0.0787	2.00	8.00	50.00	**9005850020000**
0.0984	2.50	10.00	56.00	**9005850025000**
0.1240	3.15	11.20	60.00	**9005850031500**
0.1575	4.00	14.00	67.00	**9005850040000**
0.1969	5.00	18.00	75.00	**9005850050000**
0.2480	6.30	20.00	80.00	**9005850063000**

Diameter (d1) inch	Diameter (d1) mm	d2 mm	l1 mm	EDP #
0.3150	8.00	25.00	100.00	**9005850080000**
0.3937	10.00	31.50	125.00	**9005850100000**

Center drills, double angle 60°/120°

Series no. **586**

DIN 333	B	N	118°		L
Standard	Form	Type	Point angle	Web Thinning	Cutting direction

Tool material **HSS**

Surface ◯

P	Steel	●
M	Stainless steel	○
K	Cast iron	●
N	Aluminum	●
S	Titanium alloys	○
H	Hardened steel	

●=Optimal
○=Limited

web thinning ≥ Ø 2.000
- relieved cone
- for center holes acc. to DIN 332, sheet 1, form B
- with protective 120° countersink

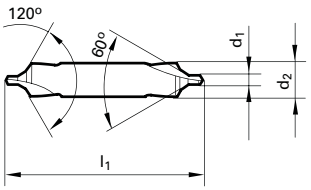

Speeds and feeds information on pg. 526

Diameter (d1) inch	Diameter (d1) mm	d2 mm	l1 mm	EDP #
0.0394	1.00	4.00	35.50	**9005860010000**
0.0492	1.25	5.00	40.00	**9005860012500**
0.0630	1.60	6.30	45.00	**9005860016000**
0.0787	2.00	8.00	50.00	**9005860020000**
0.0984	2.50	10.00	56.00	**9005860025000**
0.1240	3.15	11.20	60.00	**9005860031500**
0.1575	4.00	14.00	67.00	**9005860040000**
0.1969	5.00	18.00	75.00	**9005860050000**
0.2480	6.30	20.00	80.00	**9005860063000**

Diameter (d1) inch	Diameter (d1) mm	d2 mm	l1 mm	EDP #
0.3150	8.00	25.00	100.00	**9005860080000**
0.3937	10.00	31.50	125.00	**9005860100000**

Center drills, double angle 60°/120°

Series no. **591**

DIN 333 Standard | B Form | N Type | 118° Point angle | Web Thinning | R Cutting direction

Tool material: **HSS**

Surface: ◯

P	Steel	●
M	Stainless steel	○
K	Cast iron	●
N	Aluminum	●
S	Titanium alloys	○
H	Hardened steel	

●=Optimal
○=Limited

web thinning ≥ Ø 2.000
- relieved cone
- with reinforced neck to provide high fracture resistance
- recess between countersink and hole for additional lubricant space
- for center holes acc. to DIN 332, sheet 1, form B
- with protective 120° countersink

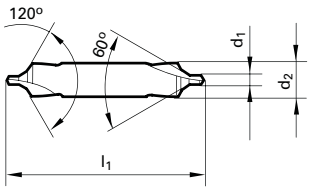

Speeds and feeds information on pg. 529

Diameter (d1) inch	Diameter (d1) mm	d2 mm	l1 mm	EDP #
0.0394	1.00	4.00	35.50	**9005910010000**
0.0492	1.25	5.00	40.00	**9005910012500**
0.0630	1.60	6.30	45.00	**9005910016000**
0.0787	2.00	8.00	50.00	**9005910020000**
0.0984	2.50	10.00	56.00	**9005910025000**
0.1240	3.15	11.20	60.00	**9005910031500**
0.1575	4.00	14.00	67.00	**9005910040000**
0.1969	5.00	18.00	75.00	**9005910050000**
0.2480	6.30	20.00	80.00	**9005910063000**

Diameter (d1) inch	Diameter (d1) mm	d2 mm	l1 mm	EDP #
0.3150	8.00	25.00	100.00	**9005910080000**
0.3937	10.00	31.50	125.00	**9005910100000**

Center drills, double angle 60°/120°

Series no. **285**

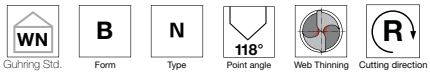

Tool material **HSS**

Surface ◯

P	Steel	●
M	Stainless steel	○
K	Cast iron	●
N	Aluminum	●
S	Titanium alloys	○
H	Hardened steel	

●=Optimal
○=Limited

web thinning ≥ Ø 2.000
- relieved cone
- for center holes acc. to DIN 332 sheet 1 (issue 09.1960x retracted), Form B
- with protective 120° countersink

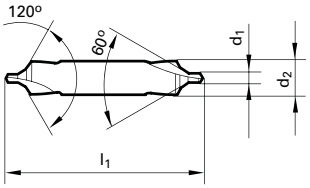

Speeds and feeds information on pg. 505

Diameter (d1) inch	Diameter (d1) mm	d2 mm	l1 mm	EDP #
0.0394	1.00	6.30	40.00	**9002850010000**
0.0630	1.60	8.00	50.00	**9002850016000**
0.0787	2.00	10.00	56.00	**9002850020000**
0.0984	2.50	11.20	63.00	**9002850025000**
0.1240	3.15	14.00	71.00	**9002850031500**
0.1575	4.00	16.00	80.00	**9002850040000**
0.1969	5.00	20.00	90.00	**9002850050000**
0.2480	6.30	25.00	100.00	**9002850063000**

Diameter (d1) inch	Diameter (d1) mm	d2 mm	l1 mm	EDP #

Center drills, double angle 60°/120°

Series no. **595**

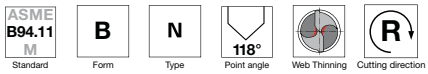

Tool material **HSS**

Surface ◯

P	Steel	●
M	Stainless steel	○
K	Cast iron	●
N	Aluminum	●
S	Titanium alloys	○
H	Hardened steel	

●=Optimal
○=Limited

web thinning ≥ Ø 2.380
- relieved cone
- for center holes form B to US standards

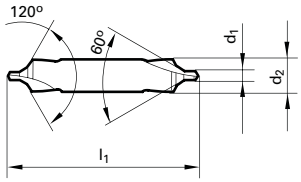

Speeds and feeds information on pg. 530

Diameter (d1) inch	Diameter (d1) mm	Size	d2 mm	l1 mm	EDP #
0.0469	1.19	11	3.18	32.00	**9005950011900**
0.0626	1.59	12	4.76	48.00	**9005950015900**
0.0937	2.38	13	6.35	51.00	**9005950023800**
0.1094	2.78	14	7.94	54.00	**9005950027800**
0.1563	3.97	15	11.11	70.00	**9005950039700**
0.1874	4.76	16	12.70	76.00	**9005950047600**
0.2189	5.56	17	15.88	83.00	**9005950055600**
0.2500	6.35	18	19.05	89.00	**9005950063500**

Diameter (d1) inch	Diameter (d1) mm	Size	d2 mm	l1 mm	EDP #

Center drills, double angle 60°/120°

Series no. **589**

DIN 333	B	N	118°		R
Standard	Form	Type	Point angle	Web Thinning	Cutting direction

Tool material: **HSS**

Surface: ◯

P	Steel	●
M	Stainless steel	○
K	Cast iron	●
N	Aluminum	●
S	Titanium alloys	○
H	Hardened steel	

●=Optimal
○=Limited

web thinning ≥ Ø 2.000
- relieved cone
- for center holes acc. to DIN 332, sheet 1, form B
- with protective 120° countersink

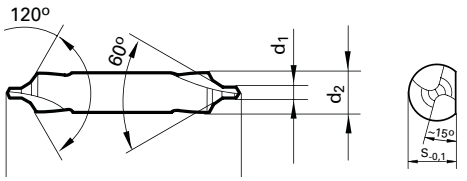

Speeds and feeds information on pg. 528

Diameter (d1) inch	Diameter (d1) mm	d2 mm	l1 mm	S	EDP #
0.0630	1.60	6.30	45.00	5.35	**9005890016000**
0.0787	2.00	8.00	50.00	6.95	**9005890020000**
0.0984	2.50	10.00	56.00	8.40	**9005890025000**
0.1240	3.15	11.20	60.00	10.00	**9005890031500**
0.1575	4.00	14.00	67.00	12.65	**9005890040000**
0.1969	5.00	18.00	75.00	16.40	**9005890050000**
0.2480	6.30	20.00	80.00	17.90	**9005890063000**
0.3150	8.00	25.00	100.00	22.50	**9005890080000**

Diameter (d1) inch	Diameter (d1) mm	d2 mm	l1 mm	S	EDP #

Center drills, double angle 60°/120°

Series no. **289**

DIN 333 Standard | B Form | N Type | 118° Point angle | Web Thinning | R Cutting direction

Tool material **HSS**

Surface ◯

P	Steel	●
M	Stainless steel	○
K	Cast iron	●
N	Aluminum	●
S	Titanium alloys	○
H	Hardened steel	

●=Optimal
○=Limited

web thinning ≥ Ø 2.000
- relieved cone
- for center holes acc. to DIN 332 sheet 1 (issue 09.1960x retracted), Form B
- with protective 120° countersink

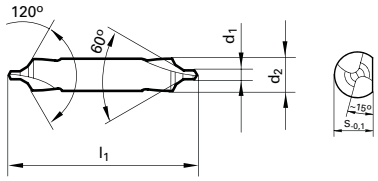

Speeds and feeds information on pg. 507

Diameter (d1) inch	Diameter (d1) mm	d2 mm	l1 mm	S	EDP #
0.0630	1.60	8.00	50.00	6.50	**9002890016000**
0.0787	2.00	10.00	56.00	7.95	**9002890020000**
0.0984	2.50	11.20	63.00	9.50	**9002890025000**
0.1240	3.15	14.00	71.00	12.00	**9002890031500**
0.1575	4.00	16.00	80.00	14.40	**9002890040000**
0.1969	5.00	20.00	90.00	18.40	**9002890050000**

Diameter (d1) inch	Diameter (d1) mm	d2 mm	l1 mm	S	EDP #

90° NC spot drills

Series no. **557**

WN	N	90°	h6	R
Guhring Std.	Type	Point angle	Tolerance on Ø	Cutting direction

Tool material: **HSS**

Coating:

P	Steel	●
M	Stainless steel	○
K	Cast iron	●
N	Aluminum	●
S	Titanium alloys	○
H	Hardened steel	

●=Optimal
○=Limited

relieved cone • only suitable for spotting

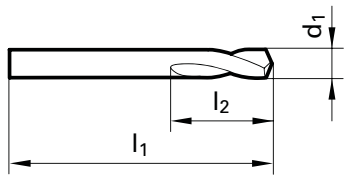

Speeds and feeds information on pg. 522

Shank diameter = cut diameter

Diameter (d1) inch	wire/ltr		mm	l1 mm	l2 mm	EDP #
0.1181			3.00	46.00	12.00	**9005570030000**
0.1575			4.00	55.00	12.00	**9005570040000**
0.1969			5.00	62.00	14.00	**9005570050000**
0.2362			6.00	66.00	16.00	**9005570060000**
0.2500	1/4	E	6.35	70.00	17.00	**9005570063500**
0.3150			8.00	79.00	21.00	**9005570080000**
0.3748	3/8		9.52	89.00	25.00	**9005570095200**
0.3937			10.00	89.00	25.00	**9005570100000**
0.4724			12.00	102.00	30.00	**9005570120000**

Diameter (d1) inch	wire/ltr	mm	l1 mm	l2 mm	EDP #
0.5000	1/2	12.70	102.00	30.00	**9005570127000**
0.6248	5/8	15.87	115.00	38.00	**9005570158700**
0.6299		16.00	115.00	38.00	**9005570160000**
0.7500	3/4	19.05	131.00	45.00	**9005570190500**
0.7874		20.00	131.00	45.00	**9005570200000**
0.9843	63/64	25.00	151.00	53.00	**9005570250000**
1.00	1	25.40	156.00	53.00	**9005570254000**

90° NC spot drills

Series no. **568**

WN	N	90°	h6	R
Guhring Std.	Type	Point angle	Tolerance on Ø	Cutting direction

Tool material: **HSS**

Coating: **S**

P	Steel	●
M	Stainless steel	○
K	Cast iron	●
N	Aluminum	●
S	Titanium alloys	○
H	Hardened steel	

●=Optimal
○=Limited

relieved cone • only suitable for spotting

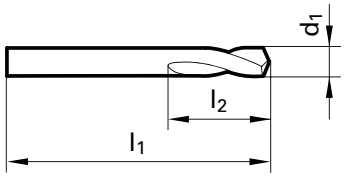

Speeds and feeds information on pg. 523

Shank diameter = cut diameter

Diameter (d1) inch	wire/ltr		mm	l1 mm	l2 mm	EDP #
0.1181			3.00	46.00	12.00	**9005680030000**
0.1575			4.00	55.00	12.00	**9005680040000**
0.1969			5.00	62.00	14.00	**9005680050000**
0.2362			6.00	66.00	16.00	**9005680060000**
0.2500	1/4	E	6.35	70.00	17.00	**9005680063500**
0.3150			8.00	79.00	21.00	**9005680080000**
0.3748	3/8		9.52	89.00	25.00	**9005680095200**
0.3937			10.00	89.00	25.00	**9005680100000**
0.4724			12.00	102.00	30.00	**9005680120000**

Diameter (d1) inch	wire/ltr	mm	l1 mm	l2 mm	EDP #
0.5000	1/2	12.70	102.00	30.00	**9005680127000**
0.6248	5/8	15.87	115.00	38.00	**9005680158700**
0.6299		16.00	115.00	38.00	**9005680160000**
0.7500	3/4	19.05	131.00	45.00	**9005680190500**
0.7874		20.00	131.00	45.00	**9005680200000**
0.9843	63/64	25.00	151.00	53.00	**9005680250000**
1.000	1	25.40	156.00	53.00	**9005680254000**

90° NC spot drills

Series no. **559**

WN	N	90°	h6	R
Guhring Std.	Type	Point angle	Tolerance on Ø	Cutting direction

Tool material: **HSS**

Coating: ◯

P	Steel	●
M	Stainless steel	○
K	Cast iron	●
N	Aluminum	●
S	Titanium alloys	○
H	Hardened steel	

●=Optimal
○=Limited

relieved cone • only suitable for spotting

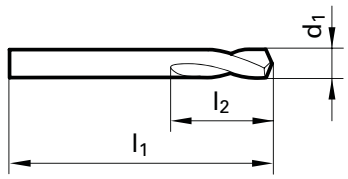

Speeds and feeds information on pg. 522

Shank diameter = cut diameter

Diameter (d1) inch	wire/ltr		mm	l1 mm	l2 mm	EDP #
0.2500	1/4	E	6.35	105.00	17.00	**9005590063500**
0.3150			8.00	118.00	21.00	**9005590080000**
0.3748	3/8		9.52	132.00	25.00	**9005590095200**
0.5000	1/2		12.70	159.00	30.00	**9005590127000**
0.6248	5/8		15.87	186.00	38.00	**9005590158700**
0.7500	3/4		19.05	213.00	45.00	**9005590190500**
1.000	1		25.40	216.00	53.00	**9005590254000**

Diameter (d1) inch	wire/ltr	mm	l1 mm	l2 mm	EDP #

90° NC spot drills

Series no. **1136**

WN Guhring Std. | N Type | 90° Point angle | h6 Tolerance on Ø | R Cutting direction | NEW

Tool material: **HSCO**

Coating: ◯

P	Steel	●
M	Stainless steel	●
K	Cast iron	●
N	Aluminum	●
S	Titanium alloys	○
H	Hardened steel	

●=Optimal
○=Limited

relieved cone • only suitable for spotting • ≥ Ø 6.0 mm with driving face to DIN 1835-B • Co-alloyed high speed steel • increased wear resistance

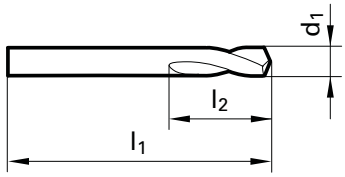

Speeds and feeds information on pg. 550

Shank diameter = cut diameter

Diameter (d1) inch	wire/ltr	mm	l1 mm	l2 mm	EDP #
0.1181		3.00	46.00	12.00	**9011360030000**
0.1575		4.00	55.00	12.00	**9011360040000**
0.1969		5.00	62.00	14.00	**9011360050000**
0.2362		6.00	66.00	16.00	**9011360060000**
0.3150		8.00	79.00	21.00	**9011360080000**
0.3937		10.00	89.00	25.00	**9011360100000**
0.4724		12.00	102.00	30.00	**9011360120000**
0.6299		16.00	115.00	37.50	**9011360160000**
0.7874		20.00	131.00	45.00	**9011360200000**

Diameter (d1) inch	wire/ltr	mm	l1 mm	l2 mm	EDP #

* Weldon flat on drills ≥ 6mm diameter

90° NC spot drills

Series no. **1133**

WN Guhring Std. | N Type | 90° Point angle | h6 Tolerance on Ø | R Cutting direction | NEW

Tool material: **HSCO**

Coating: **F**

P	Steel	●
M	Stainless steel	●
K	Cast iron	●
N	Aluminum	●
S	Titanium alloys	○
H	Hardened steel	

●=Optimal
○=Limited

relieved cone • only suitable for spotting • ≥ Ø 6.0 mm with driving face to DIN 1835-B • Co-alloyed high speed steel • increased wear resistance

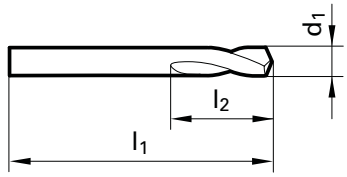

Speeds and feeds information on pg. 549

Shank diameter = cut diameter

Diameter (d1) inch	wire/ltr	mm	l1 mm	l2 mm	EDP #
0.1181		3.00	46.00	12.00	**9011330030000**
0.1575		4.00	55.00	12.00	**9011330040000**
0.1969		5.00	62.00	14.00	**9011330050000**
0.2362		6.00	66.00	16.00	**9011330060000**
0.3150		8.00	79.00	21.00	**9011330080000**
0.3937		10.00	89.00	25.00	**9011330100000**
0.4724		12.00	102.00	30.00	**9011330120000**
0.6299		16.00	115.00	37.50	**9011330160000**
0.7874		20.00	131.00	45.00	**9011330200000**

Diameter (d1) inch	wire/ltr	mm	l1 mm	l2 mm	EDP #

* Weldon flat on drills ≥ 6mm diameter

90° NC spot drills

Series no. **723**

WN	N	90°	h6		R
Guhring Std.	Type	Point angle	Tolerance on Ø	Web Thinning	Cutting direction

Tool material: **Carbide**

Coating: ◯

P	Steel	○
M	Stainless steel	○
K	Cast iron	○
N	Aluminum	○
S	Titanium alloys	○
H	Hardened steel	○

●=Optimal
○=Limited

web thinning ≥ Ø 6.00 • facet point grinding • only suitable for spotting

universal material suitability

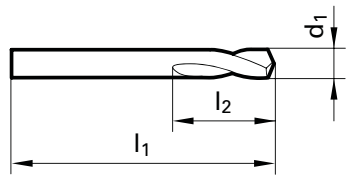

Speeds and feeds information on pg. 542

Shank diameter = cut diameter

Diameter (d1) inch	wire/ltr		mm	l1 mm	l2 mm	EDP #
0.1575			4.00	55.00	12.00	**9007230040000**
0.1969			5.00	62.00	14.00	**9007230050000**
0.2362			6.00	66.00	16.00	**9007230060000**
0.2500	1/4	E	6.35	70.00	17.00	**9007230063500**
0.3150			8.00	79.00	21.00	**9007230080000**
0.3748	3/8		9.52	89.00	25.00	**9007230095200**
0.3937			10.00	89.00	25.00	**9007230100000**
0.4724			12.00	102.00	30.00	**9007230120000**
0.5000	1/2		12.70	102.00	30.00	**9007230127000**

Diameter (d1) inch	wire/ltr	mm	l1 mm	l2 mm	EDP #
0.6248	5/8	15.87	115.00	38.00	**9007230158700**
0.6299		16.00	115.00	38.00	**9007230160000**
0.7500	3/4	19.05	131.00	45.00	**9007230190500**
0.7874		20.00	131.00	45.00	**9007230200000**

120° NC spot drills

Series no. **556**

WN	N	120°	h6	R
Guhring Std.	Type	Point angle	Tolerance on Ø	Cutting direction

Tool material: **HSS**

Coating: ◯

P	Steel	●
M	Stainless steel	○
K	Cast iron	●
N	Aluminum	●
S	Titanium alloys	○
H	Hardened steel	

●=Optimal
○=Limited

relieved cone • only suitable for spotting

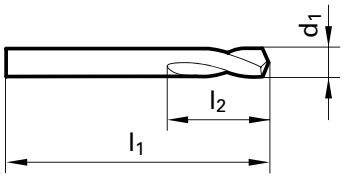

Speeds and feeds information on pg. 521

Shank diameter = cut diameter

Diameter (d1) inch	wire/ltr		mm	l1 mm	l2 mm	EDP #
0.1181			3.00	46.00	12.00	**9005560030000**
0.1575			4.00	55.00	12.00	**9005560040000**
0.1969			5.00	62.00	14.00	**9005560050000**
0.2362			6.00	66.00	16.00	**9005560060000**
0.2500	1/4	E	6.35	70.00	17.00	**9005560063500**
0.2559			6.50	70.00	17.00	**9005560065000**
0.3150			8.00	79.00	21.00	**9005560080000**
0.3748	3/8		9.52	89.00	25.00	**9005560095200**
0.3937			10.00	89.00	25.00	**9005560100000**

Diameter (d1) inch	wire/ltr	mm	l1 mm	l2 mm	EDP #
0.4724		12.00	102.00	30.00	**9005560120000**
0.5000	1/2	12.70	102.00	30.00	**9005560127000**
0.6248	5/8	15.87	115.00	38.00	**9005560158700**
0.6299		16.00	115.00	38.00	**9005560160000**
0.7500	3/4	19.05	131.00	45.00	**9005560190500**
0.7874		20.00	131.00	45.00	**9005560200000**
0.9843	63/64	25.00	151.00	53.00	**9005560250000**
1.000	1	25.40	156.00	53.00	**9005560254000**

120° NC spot drills

Series no. **567**

WN	N	120°	h6	R
Guhring Std.	Type	Point angle	Tolerance on Ø	Cutting direction

Tool material: **HSS**

Coating: **S**

P	Steel	●
M	Stainless steel	○
K	Cast iron	●
N	Aluminum	●
S	Titanium alloys	○
H	Hardened steel	

●=Optimal
○=Limited

relieved cone • only suitable for spotting

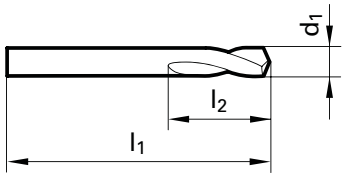

Speeds and feeds information on pg. 523

Shank diameter = cut diameter

Diameter (d1) inch	wire/ltr		mm	l1 mm	l2 mm	EDP #
0.1181			3.00	46.00	12.00	**9005670030000**
0.1575			4.00	55.00	12.00	**9005670040000**
0.1969			5.00	62.00	14.00	**9005670050000**
0.2362			6.00	66.00	16.00	**9005670060000**
0.2500	1/4	E	6.35	70.00	17.00	**9005670063500**
0.3150			8.00	79.00	21.00	**9005670080000**
0.3748	3/8		9.52	89.00	25.00	**9005670095200**
0.3937			10.00	89.00	25.00	**9005670100000**
0.4724			12.00	102.00	30.00	**9005670120000**

Diameter (d1) inch	wire/ltr	mm	l1 mm	l2 mm	EDP #
0.5000	1/2	12.70	102.00	30.00	**9005670127000**
0.6248	5/8	15.87	115.00	38.00	**9005670158700**
0.6299		16.00	115.00	38.00	**9005670160000**
0.7500	3/4	19.05	131.00	45.00	**9005670190500**
0.7874		20.00	131.00	45.00	**9005670200000**
0.9843	63/64	25.00	151.00	53.00	**9005670250000**
1.00	1	25.40	156.00	53.00	**9005670254000**

120° NC spot drills

Series no. **1134**

WN Guhring Std. | N Type | 120° Point angle | h6 Tolerance on Ø | R Cutting direction | NEW

Tool material: **HSCO**

Coating: ◯

P	Steel	●
M	Stainless steel	●
K	Cast iron	●
N	Aluminum	●
S	Titanium alloys	○
H	Hardened steel	

●=Optimal
○=Limited

relieved cone • only suitable for spotting • ≥ Ø 6.0 mm with driving face to DIN 1835-B • Co-alloyed high speed steel • increased wear resistance

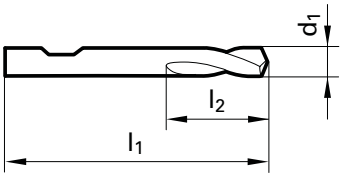

Speeds and feeds information on pg. 549

Shank diameter = cut diameter

Diameter (d1) inch	wire/ltr	mm	l1 mm	l2 mm	EDP #
0.1181		3.00	46.00	12.00	**9011340030000**
0.1575		4.00	55.00	12.00	**9011340040000**
0.1969		5.00	62.00	14.00	**9011340050000**
0.2362		6.00	66.00	16.00	**9011340060000**
0.3150		8.00	79.00	21.00	**9011340080000**
0.3937		10.00	89.00	25.00	**9011340100000**
0.4724		12.00	102.00	30.00	**9011340120000**
0.6299		16.00	115.00	37.50	**9011340160000**
0.7874		20.00	131.00	45.00	**9011340200000**

Diameter (d1) inch	wire/ltr	mm	l1 mm	l2 mm	EDP #

* Weldon flat on drills ≥ 6mm diameter

120° NC spot drills

Series no. **1135**

WN Guhring Std. | N Type | 120° Point angle | h6 Tolerance on Ø | R Cutting direction | NEW

Tool material: **HSCO**

Coating: **F**

P	Steel	●
M	Stainless steel	●
K	Cast iron	●
N	Aluminum	●
S	Titanium alloys	○
H	Hardened steel	

●=Optimal
○=Limited

relieved cone • only suitable for spotting • ≥ Ø 6.0 mm with driving face to DIN 1835-B • Co-alloyed high speed steel • increased wear resistance

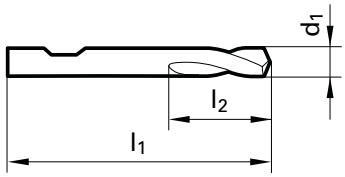

Speeds and feeds information on pg. 550

Shank diameter = cut diameter

Diameter (d1) inch	wire/ltr	mm	l1 mm	l2 mm	EDP #
0.1181		3.00	46.00	12.00	**9011350030000**
0.1575		4.00	55.00	12.00	**9011350040000**
0.1969		5.00	62.00	14.00	**9011350050000**
0.2362		6.00	66.00	16.00	**9011350060000**
0.3150		8.00	79.00	21.00	**9011350080000**
0.3937		10.00	89.00	25.00	**9011350100000**
0.4724		12.00	102.00	30.00	**9011350120000**
0.6299		16.00	115.00	37.50	**9011350160000**
0.7874		20.00	131.00	45.00	**9011350200000**

Diameter (d1) inch	wire/ltr	mm	l1 mm	l2 mm	EDP #

* Weldon flat on drills ≥ 6mm diameter

120° NC spot drills

Series no. **724**

WN	N	120°	h6		R
Guhring Std.	Type	Point angle	Tolerance on Ø	Web Thinning	Cutting direction

Tool material: **Carbide**

Coating: ◯

P	Steel	○
M	Stainless steel	○
K	Cast iron	○
N	Aluminum	○
S	Titanium alloys	○
H	Hardened steel	○

●=Optimal
○=Limited

web thinning ≥ Ø 13.500 • facet point grinding • only suitable for spotting

universal material suitability

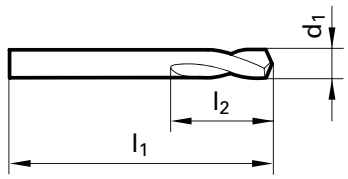

Speeds and feeds information on pg. 542

Shank diameter = cut diameter

Diameter (d1) inch	wire/ltr	mm	l1 mm	l2 mm	EDP #
0.1969		5.00	62.00	14.00	**9007240050000**
0.2362		6.00	66.00	16.00	**9007240060000**
0.2500	1/4	6.35	70.00	17.00	**9007240063500**
0.3150		8.00	79.00	21.00	**9007240080000**
0.3748	3/8	9.52	89.00	25.00	**9007240095200**
0.3937		10.00	89.00	25.00	**9007240100000**
0.4724		12.00	102.00	30.00	**9007240120000**
0.5000	1/2	12.70	102.00	30.00	**9007240127000**
0.6248	5/8	15.87	115.00	37.50	**9007240158700**

Diameter (d1) inch	wire/ltr	mm	l1 mm	l2 mm	EDP #
0.6299		16.00	115.00	37.50	**9007240160000**
0.7500	3/4	19.05	131.00	45.00	**9007240190500**
0.7874		20.00	131.00	45.00	**9007240200000**

142° NC spot drills

Series no. **546**

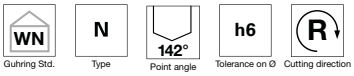

Tool material: **Carbide**

Coating: ◯

P	Steel	○
M	Stainless steel	○
K	Cast iron	○
N	Aluminum	○
S	Titanium alloys	○
H	Hardened steel	○

●=Optimal
○=Limited

facet point grinding • only suitable for spotting • ≥ Ø 6.0 mm with clamping surface shank form HB

universal material suitability

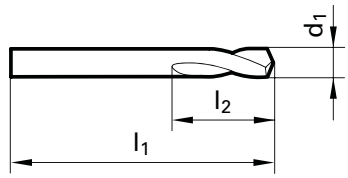

Speeds and feeds information on pg. 518

Shank diameter = cut diameter

Diameter (d1) inch	wire/ltr	mm	l1 mm	l2 mm	EDP #
0.1575		4.00	55.00	12.00	**9005460040000**
0.1969		5.00	62.00	14.00	**9005460050000**
0.2362		6.00	66.00	16.00	**9005460060000**
0.3150		8.00	79.00	21.00	**9005460080000**
0.3937		10.00	89.00	25.00	**9005460100000**
0.4724		12.00	102.00	30.00	**9005460120000**
0.6299		16.00	115.00	37.50	**9005460160000**
0.7874		20.00	131.00	45.00	**9005460200000**

Diameter (d1) inch	wire/ltr	mm	l1 mm	l2 mm	EDP #

* Weldon flat on drills ≥ 6mm diameter

90° Countersinks, SpyroTec

Series no. **5500**

DIN 335 Standard | 90° Point angle | C Form | R Cutting direction | NEW

Tool material: **HSCO**

Coating: **A**

Shank form: cyl.

P	Steel	●
M	Stainless steel	●
K	Cast iron	●
N	Aluminum	○
S	Titanium alloys	○
H	Hardened steel	

●=Optimal
○=Limited

- 3 different convex cutting edges
- low-vibration cutting processes
- for round and chatter-free countersinking
- considerably lower feed force required
- for universal application

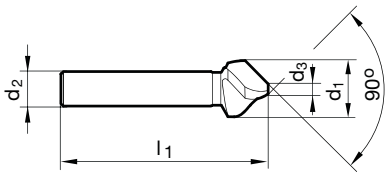

Speeds and feeds information on pg. 569

d1 mm	d2 mm	d3 mm	l1 mm	No. of flutes	EDP #
6.30	5.00	1.50	45.00	3	**9055000063000**
8.00	6.00	2.00	50.00	3	**9055000080000**
8.30	6.00	2.00	50.00	3	**9055000083000**
10.00	6.00	2.50	50.00	3	**9055000100000**
10.40	6.00	2.50	50.00	3	**9055000140000**
11.50	8.00	2.80	56.00	3	**9055000115000**
12.40	8.00	2.80	56.00	3	**9055000124000**
15.00	10.00	3.20	60.00	3	**9055000150000**
16.50	10.00	3.20	60.00	3	**9055000165000**
19.00	10.00	3.50	63.00	3	**9055000190000**
20.50	10.00	3.50	63.00	3	**9055000205000**
23.00	10.00	3.80	67.00	3	**9055000230000**
25.00	10.00	3.80	67.00	3	**9055000250000**
31.00	12.00	4.20	71.00	3	**9055000310000**

90° Countersinks, SpyroTec

Series no. **5501**

DIN 335 Standard | 90° Point angle | C Form | R Cutting direction | NEW

Tool material: **HSCO**

Coating: **A**

Shank form: Tri-flat

P	Steel	●
M	Stainless steel	●
K	Cast iron	●
N	Aluminum	○
S	Titanium alloys	○
H	Hardened steel	

●=Optimal
○=Limited

- 3 different convex cutting edges
- tri-flat shank prevents slipping in the chuck
- perfect for hand drills
- low-vibration cutting processes
- for round and chatter-free countersinking
- considerably lower feed force required
- for universal application

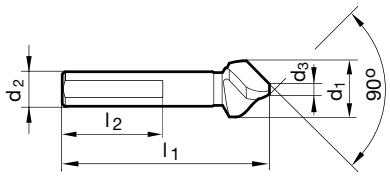

Speeds and feeds information on pg. 569

d1 mm	d2 mm	d3 mm	l1 mm	l2 mm	No. of flutes	EDP #
6.30	5.00	1.50	45.00	30.00	3	**9055010063000**
8.00	6.00	2.00	50.00	30.00	3	**9055010080000**
8.30	6.00	2.00	50.00	30.00	3	**9055010083000**
10.00	6.00	2.50	50.00	30.00	3	**9055010100000**
10.40	6.00	2.50	50.00	30.00	3	**9055010140000**
11.50	8.00	2.80	56.00	30.00	3	**9055010115000**
12.40	8.00	2.80	56.00	30.00	3	**9055010124000**
15.00	10.00	3.20	60.00	30.00	3	**9055010150000**
16.50	10.00	3.20	60.00	30.00	3	**9055010165000**
19.00	10.00	3.50	63.00	30.00	3	**9055010190000**
20.50	10.00	3.50	63.00	30.00	3	**9055010205000**
23.00	10.00	3.80	67.00	30.00	3	**9055010230000**
25.00	10.00	3.80	67.00	30.00	3	**9055010250000**
31.00	12.00	4.20	71.00	30.00	3	**9055010310000**

90° Countersinks, SpyroTec

Series no. **5503**

DIN 335 Standard | 90° Point angle | C Form | R Cutting direction | NEW

Tool material: **HSCO**

Coating: **A**

Shank form: cyl.

P	Steel	●
M	Stainless steel	○
K	Cast iron	●
N	Aluminum	○
S	Titanium alloys	○
H	Hardened steel	

●=Optimal
○=Limited

- long version for recessed machining points
- 3 different convex cutting edges
- low-vibration cutting processes
- for round and chatter-free countersinking
- considerably lower feed force required
- for universal application

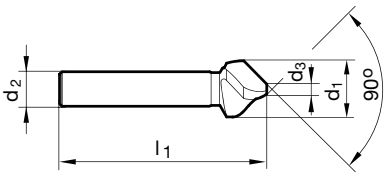

Speeds and feeds information on pg. 569

d1 mm	d2 mm	d3 mm	l1 mm	No. of flutes	EDP #
6.300	5.00	1.50	104.00	3	**9055030006300**
8.300	6.00	2.00	105.00	3	**9055030008300**
10.40	6.00	2.50	107.00	3	**9055030010400**
12.40	8.00	2.80	108.00	3	**9055030012400**
16.50	10.00	3.20	111.00	3	**9055030016500**
20.50	10.00	3.50	114.00	3	**9055030020500**
25.00	10.00	3.80	118.00	3	**9055030025000**
31.00	12.00	4.20	140.00	3	**9055030031000**

90° Countersink sets, SpyroTec

Series no. **5538**

DIN 335 Standard | 90° Point angle | C Form | R Cutting direction | NEW

Tool material	HSCO
Coating	A
Shank form	cyl.

P	Steel	●
M	Stainless steel	●
K	Cast iron	●
N	Aluminum	○
S	Titanium alloys	○
H	Hardened steel	

●=Optimal
○=Limited

- consisting of art. no. 5500
- 3 different convex cutting edges
- low-vibration cutting processes
- for round and chatter-free countersinking
- considerably lower feed force required
- for universal application

Speeds and feeds information on pg. 569

Ø-range mm	Pieces/set	EDP #
6,3/8,3/10,4/12,4/16,5/20,5	6	**9055380010000**

90° Countersink sets, SpyroTec

Series no. **5539**

DIN 335 Standard | 90° Point angle | C Form | R Cutting direction | NEW

Tool material: **HSCO**

Coating: **A**

Shank form: Tri-flat

P	Steel	●
M	Stainless steel	●
K	Cast iron	●
N	Aluminum	○
S	Titanium alloys	○
H	Hardened steel	

●=Optimal
○=Limited

- consisting of art. no. 5501
- 3 different convex cutting edges
- tri-flat shank prevents slipping in the chuck
- perfect for hand drills
- low-vibration cutting processes
- for round and chatter-free countersinking
- considerably lower feed force required
- for universal application

Speeds and feeds information on pg. 569

Ø-range mm	Pieces/set	EDP #
6,3/8,3/10,4/12,4/16,5/20,5	6	**9055390010000**

60° Countersinks, SpyroTec

Series no. **5670**

DIN 335 Standard | 60° Point angle | C Form | R Cutting direction | NEW

Tool material: **HSS**

Coating: **A**

Shank form: cyl.

P	Steel	●
M	Stainless steel	●
K	Cast iron	●
N	Aluminum	○
S	Titanium alloys	○
H	Hardened steel	

●=Optimal
○=Limited

- 3 different convex cutting edges
- low-vibration cutting processes
- for round and chatter-free countersinking
- considerably lower feed force required
- for universal application

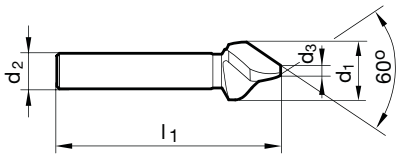

Speeds and feeds information on pg. 580

d1 mm	d2 mm	d3 mm	l1 mm	No. of flutes	EDP #
6.30	5.00	1.60	45.00	3	**9056700006300**
8.00	6.00	2.00	50.00	3	**9056700008000**
10.00	6.00	3.20	56.00	3	**9056700010000**
12.50	8.00	3.20	56.00	3	**9056700012500**
16.00	10.00	4.00	63.00	3	**9056700016000**
20.00	10.00	5.00	67.00	3	**9056700020000**
25.00	10.00	6.30	71.00	3	**9056700025000**

60° Countersinks, SpyroTec

Series no. **5671**

DIN 335 Standard | 60° Point angle | C Form | R Cutting direction | NEW

Tool material: **HSS**

Coating: **A**

Shank form: Tri-flat

P	Steel	●
M	Stainless steel	●
K	Cast iron	●
N	Aluminum	○
S	Titanium alloys	○
H	Hardened steel	

●=Optimal
○=Limited

- 3 different convex cutting edges
- tri-flat shank prevents slipping in the chuck
- perfect for hand drills
- low-vibration cutting processes
- for round and chatter-free countersinking
- considerably lower feed force required
- for universal application

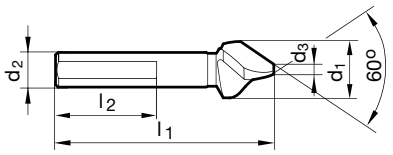

Speeds and feeds information on pg. 580

d1 mm	d2 mm	d3 mm	l1 mm	l2 mm	No. of flutes	EDP #
6.30	5.00	1.60	45.00	30.00	3	**9056710006300**
8.00	6.00	2.00	50.00	30.00	3	**9056710008000**
10.00	6.00	3.20	56.00	30.00	3	**9056710010000**
12.50	8.00	3.20	56.00	30.00	3	**9056710012500**
16.00	10.00	4.00	63.00	30.00	3	**9056710016000**
20.00	10.00	5.00	67.00	30.00	3	**9056710020000**
25.00	10.00	6.30	71.00	30.00	3	**9056710025000**

SpyroTec

THE INNOVATIVE, HELICAL HSS AND HSCO COUNTERSINK

The axial and radial forces that occur during countersinking operations are significantly reduced due to the unique geometry of the SpyroTec cutting edges. The convex form and variable pitch of the helical cutting edges results in a stable countersinking process with minimal vibration, even when using a hand drill. Round, precise, chatter-free countersinking is guaranteed. The TiAlN coating ensures higher wear resistance and thermal protection, which guarantees longer tool life in many different materials and applications.

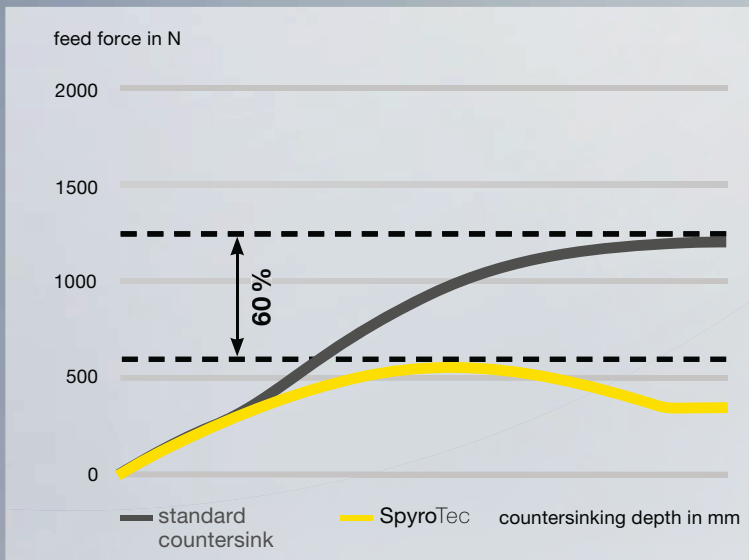

LOWER FEED FORCE BY APPROX. 60%
COMPARED TO STANDARD COUNTERSINKS

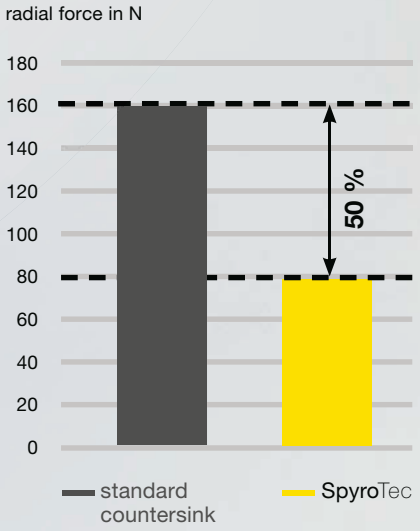

LOWER RADIAL FORCE BY APPROX. 50%
COMPARED TO STANDARD COUNTERSINKS

- standard program
- 14 dimensions Ø 6.3 – 31.0 mm
- 90° countersink
  according to DIN 335 form C
- round shank version
- tri-flat shank version
- long length round shank version



Countersinking with standard countersink

SpyroTec

MICRO-PRECISION DRILLS

Micro-precision drills

Series no. **301**

~5xD	DIN 1899	N	118°	0/-0.004	Cyl	R
Cutting depth	Standard	Type	Point angle	Tolerance on Ø	Shank form	Cutting direction

Tool material: **HSS-E-PM**

Surface: ◯

P	Steel	●
M	Stainless steel	●
K	Cast iron	●
N	Aluminum	●
S	Titanium alloys	○
H	Hardened steel	

●=Optimal
○=Limited

facet point grinding • with reinforced shank • < Ø 0.15 mm Co-alloyed high speed steel

high-alloyed steels

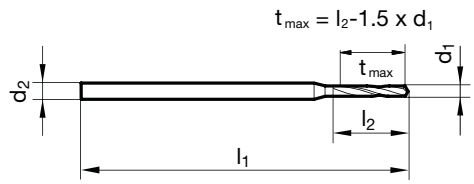

Speeds and feeds information on pg. 508

Diameter (d_1) inch	wire/ltr	mm	d2 h7 mm	l_1 mm	t_{max} mm	l_2 mm	EDP #
0.0020		0.050	1.00	25.00	0.33	0.40	9003010000500
0.0024		0.060	1.00	25.00	0.31	0.40	9003010000600
0.0028		0.070	1.00	25.00	0.40	0.50	9003010000700
0.0030		0.075	1.00	25.00	0.39	0.50	9003010000750
0.0031		0.080	1.00	25.00	0.38	0.50	9003010000800
0.0035		0.090	1.00	25.00	0.37	0.50	9003010000900
0.0039		0.100	1.00	25.00	0.35	0.50	9003010001000
0.0041		0.105	1.00	25.00	0.34	0.50	9003010001050
0.0043		0.110	1.00	25.00	0.34	0.50	9003010001100
0.0045		0.115	1.00	25.00	0.33	0.50	9003010001150
0.0047		0.120	1.00	25.00	0.32	0.50	9003010001200
0.0049		0.125	1.00	25.00	0.61	0.80	9003010001250
0.0050		0.128	1.00	25.00	0.61	0.80	9003010001280
0.0051		0.130	1.00	25.00	0.61	0.80	9003010001300
0.0055		0.140	1.00	25.00	0.59	0.80	9003010001400
0.0056		0.143	1.00	25.00	0.59	0.80	9003010001430
0.0057		0.145	1.00	25.00	0.58	0.80	9003010001450
0.0058		0.147	1.00	25.00	0.58	0.80	9003010001470
0.0059	#97	0.150	1.00	25.00	0.58	0.80	9003010001500
0.0061		0.155	1.00	25.00	0.87	1.10	9003010001550
0.0063	#96	0.160	1.00	25.00	0.86	1.10	9003010001600
0.0067	#95	0.170	1.00	25.00	0.85	1.10	9003010001700
0.0069		0.175	1.00	25.00	0.84	1.10	9003010001750
0.0071	#94	0.180	1.00	25.00	0.83	1.10	9003010001800
0.0075	#93	0.190	1.00	25.00	0.82	1.10	9003010001900
0.0077		0.195	1.00	25.00	1.21	1.50	9003010001950
0.0079	#92	0.200	1.00	25.00	1.20	1.50	9003010002000
0.0081		0.205	1.00	25.00	1.19	1.50	9003010002050
0.0083	#91	0.210	1.00	25.00	1.19	1.50	9003010002100
0.0087	#90	0.220	1.00	25.00	1.17	1.50	9003010002200
0.0089		0.225	1.00	25.00	1.16	1.50	9003010002250
0.0091	#89	0.230	1.00	25.00	1.16	1.50	9003010002300
0.0093		0.235	1.00	25.00	1.15	1.50	9003010002350
0.0094	#88	0.240	1.00	25.00	1.14	1.50	9003010002400
0.0096		0.245	1.00	25.00	1.53	1.90	9003010002450
0.0098	#87	0.250	1.00	25.00	1.53	1.90	9003010002500
0.0100		0.255	1.00	25.00	1.52	1.90	9003010002550
0.0102		0.260	1.00	25.00	1.51	1.90	9003010002600
0.0104		0.265	1.00	25.00	1.50	1.90	9003010002650
0.0106	#86	0.270	1.00	25.00	1.50	1.90	9003010002700
0.0108		0.275	1.00	25.00	1.49	1.90	9003010002750
0.0110	#85	0.280	1.00	25.00	1.48	1.90	9003010002800
0.0114	#84	0.290	1.00	25.00	1.47	1.90	9003010002900
0.0116		0.295	1.00	25.00	1.46	1.90	9003010002950
0.0118		0.300	1.00	25.00	1.45	1.90	9003010003000

Diameter (d_1) inch	wire/ltr	mm	d2 h7 mm	l_1 mm	t_{max} mm	l_2 mm	EDP #
0.0120		0.305	1.00	25.00	1.94	2.40	9003010003050
0.0122	#83	0.310	1.00	25.00	1.94	2.40	9003010003100
0.0124		0.315	1.00	25.00	1.93	2.40	9003010003150
0.0126	#82	0.320	1.00	25.00	1.92	2.40	9003010003200
0.0128		0.325	1.00	25.00	1.91	2.40	9003010003250
0.0130	#81	0.330	1.00	25.00	1.91	2.40	9003010003300
0.0134	#80	0.340	1.00	25.00	1.89	2.40	9003010003400
0.0136		0.345	1.00	25.00	1.88	2.40	9003010003450
0.0138		0.350	1.00	25.00	1.88	2.40	9003010003500
0.0140		0.355	1.00	25.00	1.87	2.40	9003010003550
0.0142		0.360	1.00	25.00	1.86	2.40	9003010003600
0.0144		0.365	1.00	25.00	1.85	2.40	9003010003650
0.0146	#79	0.370	1.00	25.00	1.85	2.40	9003010003700
0.0148		0.375	1.00	25.00	1.84	2.40	9003010003750
0.0150		0.380	1.00	25.00	1.83	2.40	9003010003800
0.0152		0.385	1.00	25.00	2.42	3.00	9003010003850
0.0154		0.390	1.00	25.00	2.42	3.00	9003010003900
0.0157	1/64	0.400	1.00	25.00	2.40	3.00	9003010004000
0.0159		0.405	1.00	25.00	2.39	3.00	9003010004050
0.0161	#78	0.410	1.00	25.00	2.39	3.00	9003010004100
0.0163		0.415	1.00	25.00	2.38	3.00	9003010004150
0.0165		0.420	1.00	25.00	2.37	3.00	9003010004200
0.0167		0.425	1.00	25.00	2.36	3.00	9003010004250
0.0169		0.430	1.00	25.00	2.36	3.00	9003010004300
0.0170		0.432	1.00	25.00	2.35	3.00	9003010004320
0.0173		0.440	1.00	25.00	2.34	3.00	9003010004400
0.0175		0.445	1.00	25.00	2.33	3.00	9003010004450
0.0177		0.450	1.00	25.00	2.33	3.00	9003010004500
0.0181	#77	0.460	1.00	25.00	2.31	3.00	9003010004600
0.0185		0.470	1.00	25.00	2.30	3.00	9003010004700
0.0187		0.475	1.00	25.00	2.29	3.00	9003010004750
0.0189		0.480	1.00	25.00	2.28	3.00	9003010004800
0.0191		0.485	1.00	25.00	2.67	3.40	9003010004850
0.0193		0.490	1.00	25.00	2.67	3.40	9003010004900
0.0195		0.495	1.00	25.00	2.66	3.40	9003010004950
0.0197		0.500	1.00	25.00	2.65	3.40	9003010005000
0.0199		0.505	1.00	25.00	2.64	3.40	9003010005050
0.0201	#76	0.510	1.00	25.00	2.64	3.40	9003010005100
0.0203		0.515	1.00	25.00	2.63	3.40	9003010005150
0.0205		0.520	1.00	25.00	2.62	3.40	9003010005200
0.0207		0.525	1.00	25.00	2.61	3.40	9003010005250
0.0209	#75	0.530	1.00	25.00	2.61	3.40	9003010005300
0.0211		0.535	1.00	25.00	3.10	3.90	9003010005350
0.0213		0.540	1.00	25.00	3.09	3.90	9003010005400
0.0215		0.545	1.00	25.00	3.08	3.90	9003010005450

Diameter (d_1) inch	wire/ltr	mm	d2 h7 mm	l_1 mm	t_{max} mm	l_2 mm	EDP #
0.0217		0.550	1.00	25.00	3.08	3.90	9003010005500
0.0219		0.555	1.00	25.00	3.07	3.90	9003010005550
0.0220		0.560	1.00	25.00	3.06	3.90	9003010005600
0.0224	#74	0.570	1.00	25.00	3.05	3.90	9003010005700
0.0228		0.580	1.00	25.00	3.03	3.90	9003010005800
0.0230		0.585	1.00	25.00	3.02	3.90	9003010005850
0.0232		0.590	1.00	25.00	3.02	3.90	9003010005900
0.0234		0.595	1.00	25.00	3.01	3.90	9003010005950
0.0236		0.600	1.00	25.00	3.00	3.90	9003010006000
0.0238		0.605	1.00	25.00	3.29	4.20	9003010006050
0.0240	#73	0.610	1.00	25.00	3.29	4.20	9003010006100
0.0242		0.615	1.00	25.00	3.28	4.20	9003010006150
0.0244		0.620	1.00	25.00	3.27	4.20	9003010006200
0.0246		0.625	1.00	25.00	3.26	4.20	9003010006250
0.0248		0.630	1.00	25.00	3.26	4.20	9003010006300
0.0249		0.632	1.00	25.00	3.25	4.20	9003010006320
0.0252	#72	0.640	1.00	25.00	3.24	4.20	9003010006400
0.0256		0.650	1.00	25.00	3.23	4.20	9003010006500
0.0258		0.655	1.00	25.00	3.22	4.20	9003010006550
0.0260	#71	0.660	1.00	25.00	3.21	4.20	9003010006600
0.0262		0.665	1.00	25.00	3.20	4.20	9003010006650
0.0264		0.670	1.00	25.00	3.20	4.20	9003010006700
0.0266		0.675	1.00	25.00	3.79	4.80	9003010006750
0.0268		0.680	1.00	25.00	3.78	4.80	9003010006800
0.0272		0.690	1.00	25.00	3.77	4.80	9003010006900
0.0276		0.700	1.00	25.00	3.75	4.80	9003010007000
0.0278		0.705	1.00	25.00	3.74	4.80	9003010007050
0.0280	#70	0.710	1.00	25.00	3.74	4.80	9003010007100
0.0283		0.720	1.00	25.00	3.72	4.80	9003010007200
0.0285		0.725	1.00	25.00	3.71	4.80	9003010007250
0.0287		0.730	1.00	25.00	3.71	4.80	9003010007300
0.0291	#69	0.740	1.00	25.00	3.69	4.80	9003010007400
0.0295		0.750	1.00	25.00	3.68	4.80	9003010007500
0.0299		0.760	1.00	25.00	4.16	5.30	9003010007600
0.0303		0.770	1.00	25.00	4.15	5.30	9003010007700
0.0307		0.780	1.00	25.00	4.13	5.30	9003010007800
0.0311	1/32 #68	0.790	1.00	25.00	4.12	5.30	9003010007900
0.0313		0.795	1.50	25.00	4.11	5.30	9003010007950
0.0315		0.800	1.50	25.00	4.10	5.30	9003010008000
0.0319	#67	0.810	1.50	25.00	4.09	5.30	9003010008100
0.0323		0.820	1.50	25.00	4.07	5.30	9003010008200
0.0327		0.830	1.50	25.00	4.06	5.30	9003010008300
0.0331	#66	0.840	1.50	25.00	4.04	5.30	9003010008400
0.0335		0.850	1.50	25.00	4.03	5.30	9003010008500
0.0339		0.860	1.50	25.00	4.71	6.00	9003010008600
0.0343		0.870	1.50	25.00	4.70	6.00	9003010008700
0.0346		0.880	1.50	25.00	4.68	6.00	9003010008800
0.0350	#65	0.890	1.50	25.00	4.67	6.00	9003010008900
0.0354		0.900	1.50	25.00	4.65	6.00	9003010009000
0.0358	#64	0.910	1.50	25.00	4.64	6.00	9003010009100
0.0362		0.920	1.50	25.00	4.62	6.00	9003010009200
0.0364		0.925	1.50	25.00	4.61	6.00	9003010009250
0.0366		0.930	1.50	25.00	4.61	6.00	9003010009300
0.0370	#63	0.940	1.50	25.00	4.59	6.00	9003010009400
0.0374		0.950	1.50	25.00	4.58	6.00	9003010009500
0.0378		0.960	1.50	25.00	5.36	6.80	9003010009600
0.0382	#62	0.970	1.50	25.00	5.35	6.80	9003010009700
0.0386		0.980	1.50	25.00	5.33	6.80	9003010009800
0.0390	#61	0.990	1.50	25.00	5.32	6.80	9003010009900
0.0394		1.000	1.50	25.00	5.30	6.80	9003010010000
0.0398		1.010	1.50	25.00	5.29	6.80	9003010010100
0.0402	#60	1.020	1.50	25.00	5.27	6.80	9003010010200
0.0406		1.030	1.50	25.00	5.26	6.80	9003010010300
0.0409	#59	1.040	1.50	25.00	5.24	6.80	9003010010400
0.0413		1.050	1.50	25.00	5.23	6.80	9003010010500

Diameter (d_1) inch	wire/ltr	mm	d2 h7 mm	l_1 mm	t_{max} mm	l_2 mm	EDP #
0.0415		1.055	1.50	25.00	5.22	6.80	9003010010550
0.0417		1.060	1.50	25.00	5.21	6.80	9003010010600
0.0421	#58	1.070	1.50	25.00	6.00	7.60	9003010010700
0.0425		1.080	1.50	25.00	5.98	7.60	9003010010800
0.0429	#57	1.090	1.50	25.00	5.97	7.60	9003010010900
0.0431		1.095	1.50	25.00	5.96	7.60	9003010010950
0.0433		1.100	1.50	25.00	5.95	7.60	9003010011000
0.0437		1.110	1.50	25.00	5.94	7.60	9003010011100
0.0441		1.120	1.50	25.00	5.92	7.60	9003010011200
0.0445		1.130	1.50	25.00	5.91	7.60	9003010011300
0.0449		1.140	1.50	25.00	5.89	7.60	9003010011400
0.0453		1.150	1.50	25.00	5.88	7.60	9003010011500
0.0457		1.160	1.50	25.00	5.86	7.60	9003010011600
0.0461		1.170	1.50	25.00	5.85	7.60	9003010011700
0.0463		1.175	1.50	25.00	5.84	7.60	9003010011750
0.0465	#56	1.180	1.50	25.00	5.83	7.60	9003010011800
0.0469	3/64	1.190	1.50	25.00	6.72	8.50	9003010011900
0.0472		1.200	1.50	25.00	6.70	8.50	9003010012000
0.0476		1.210	1.50	25.00	6.69	8.50	9003010012100
0.0480		1.220	1.50	25.00	6.67	8.50	9003010012200
0.0484		1.230	1.50	25.00	6.66	8.50	9003010012300
0.0488		1.240	1.50	25.00	6.64	8.50	9003010012400
0.0492		1.250	1.50	25.00	6.63	8.50	9003010012500
0.0496		1.260	1.50	25.00	6.61	8.50	9003010012600
0.0498		1.265	1.50	25.00	6.60	8.50	9003010012650
0.0500		1.270	1.50	25.00	6.60	8.50	9003010012700
0.0504		1.280	1.50	25.00	6.58	8.50	9003010012800
0.0508		1.290	1.50	25.00	6.57	8.50	9003010012900
0.0512		1.300	1.50	25.00	6.55	8.50	9003010013000
0.0516		1.310	1.50	25.00	6.54	8.50	9003010013100
0.0520	#55	1.320	1.50	25.00	6.52	8.50	9003010013200
0.0524		1.330	1.50	25.00	7.51	9.50	9003010013300
0.0528		1.340	1.50	25.00	7.49	9.50	9003010013400
0.0531		1.350	1.50	25.00	7.48	9.50	9003010013500
0.0539		1.370	1.50	25.00	7.45	9.50	9003010013700
0.0543		1.380	1.50	25.00	7.43	9.50	9003010013800
0.0547		1.390	1.50	25.00	7.42	9.50	9003010013900
0.0551	#54	1.400	1.50	25.00	7.40	9.50	9003010014000
0.0555		1.410	1.50	25.00	7.39	9.50	9003010014100
0.0559		1.420	1.50	25.00	7.37	9.50	9003010014200
0.0563		1.430	1.50	25.00	7.36	9.50	9003010014300
0.0567		1.440	1.50	25.00	7.34	9.50	9003010014400
0.0571		1.450	1.50	25.00	7.33	9.50	9003010014500
0.0575		1.460	2.00	30.00	7.31	9.50	9003010014600
0.0579		1.470	2.00	30.00	7.30	9.50	9003010014700
0.0591		1.500	2.00	30.00	7.25	9.50	9003010015000
0.0602		1.530	2.00	30.00	8.31	10.60	9003010015300
0.0610		1.550	2.00	30.00	8.28	10.60	9003010015500
0.0626	1/16	1.590	2.00	30.00	8.22	10.60	9003010015900
0.0630		1.600	2.00	30.00	8.20	10.60	9003010016000
0.0634	#52	1.610	2.00	30.00	8.19	10.60	9003010016100
0.0650		1.650	2.00	30.00	8.13	10.60	9003010016500
0.0669	#51	1.700	2.00	30.00	8.05	10.60	9003010017000
0.0673		1.710	2.00	30.00	9.24	11.80	9003010017100
0.0681		1.730	2.00	30.00	9.21	11.80	9003010017300
0.0687		1.745	2.00	30.00	9.18	11.80	9003010017450
0.0689		1.750	2.00	30.00	9.18	11.80	9003010017500
0.0699		1.775	2.00	30.00	9.14	11.80	9003010017750
0.0709		1.800	2.00	30.00	9.10	11.80	9003010018000
0.0720		1.830	2.00	30.00	9.06	11.80	9003010018300
0.0724		1.840	2.00	30.00	9.04	11.80	9003010018400
0.0728	#49	1.850	2.00	30.00	9.03	11.80	9003010018500
0.0748		1.900	2.00	30.00	8.95	11.80	9003010019000
0.0756		1.920	2.00	30.00	10.32	13.20	9003010019200

Micro-precision drills

Series no. **303**

~5xD	DIN 1899	N	118°	0/-0.004	Cyl	L
Cutting depth	Standard	Type	Point angle	Tolerance on Ø	Shank form	Cutting direction

Tool material: **HSS-E-PM**

Surface: ◯

P	Steel	●
M	Stainless steel	●
K	Cast iron	●
N	Aluminum	●
S	Titanium alloys	○
H	Hardened steel	

●=Optimal
○=Limited

facet point grinding • with reinforced shank • < Ø 0.15 mm Co-alloyed high speed steel

high-alloyed steels

$t_{max} = l_2 - 1.5 \times d_1$

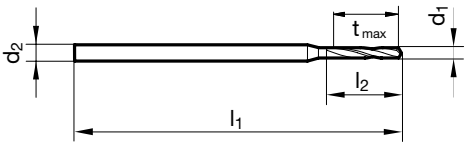

Speeds and feeds information on pg. 509

Diameter (d_1) inch	wire/ltr	mm	d2 h7 mm	l_1 mm	t_{max} mm	l_2 mm	EDP #
0.0051		0.130	1.00	25.00	0.61	0.80	9003030001300
0.0055		0.140	1.00	25.00	0.59	0.80	9003030001400
0.0059	#97	0.150	1.00	25.00	0.58	0.80	9003030001500
0.0063	#96	0.160	1.00	25.00	0.86	1.10	9003030001600
0.0067	#95	0.170	1.00	25.00	0.85	1.10	9003030001700
0.0071	#94	0.180	1.00	25.00	0.83	1.10	9003030001800
0.0073		0.185	1.00	25.00	0.82	1.10	9003030001850
0.0075	#93	0.190	1.00	25.00	0.82	1.10	9003030001900
0.0077		0.195	1.00	25.00	1.21	1.50	9003030001950
0.0079	#92	0.200	1.00	25.00	1.20	1.50	9003030002000
0.0083	#91	0.210	1.00	25.00	1.19	1.50	9003030002100
0.0085		0.215	1.00	25.00	1.18	1.50	9003030002150
0.0087	#90	0.220	1.00	25.00	1.17	1.50	9003030002200
0.0089		0.225	1.00	25.00	1.16	1.50	9003030002250
0.0091	#89	0.230	1.00	25.00	1.16	1.50	9003030002300
0.0094	#88	0.240	1.00	25.00	1.14	1.50	9003030002400
0.0096		0.245	1.00	25.00	1.53	1.90	9003030002450
0.0098	#87	0.250	1.00	25.00	1.53	1.90	9003030002500
0.0100		0.255	1.00	25.00	1.52	1.90	9003030002550
0.0102		0.260	1.00	25.00	1.51	1.90	9003030002600
0.0104		0.265	1.00	25.00	1.50	1.90	9003030002650
0.0106	#86	0.270	1.00	25.00	1.50	1.90	9003030002700
0.0110	#85	0.280	1.00	25.00	1.48	1.90	9003030002800
0.0114	#84	0.290	1.00	25.00	1.47	1.90	9003030002900
0.0116		0.295	1.00	25.00	1.46	1.90	9003030002950
0.0118		0.300	1.00	25.00	1.45	1.90	9003030003000
0.0122	#83	0.310	1.00	25.00	1.94	2.40	9003030003100
0.0126	#82	0.320	1.00	25.00	1.92	2.40	9003030003200
0.0130	#81	0.330	1.00	25.00	1.91	2.40	9003030003300
0.0134	#80	0.340	1.00	25.00	1.89	2.40	9003030003400
0.0138		0.350	1.00	25.00	1.88	2.40	9003030003500
0.0142		0.360	1.00	25.00	1.86	2.40	9003030003600
0.0146	#79	0.370	1.00	25.00	1.85	2.40	9003030003700
0.0150		0.380	1.00	25.00	1.83	2.40	9003030003800
0.0154		0.390	1.00	25.00	2.42	3.00	9003030003900
0.0157	1/64	0.400	1.00	25.00	2.40	3.00	9003030004000
0.0161	#78	0.410	1.00	25.00	2.39	3.00	9003030004100
0.0165		0.420	1.00	25.00	2.37	3.00	9003030004200
0.0169		0.430	1.00	25.00	2.36	3.00	9003030004300
0.0173		0.440	1.00	25.00	2.34	3.00	9003030004400
0.0177		0.450	1.00	25.00	2.33	3.00	9003030004500
0.0181	#77	0.460	1.00	25.00	2.31	3.00	9003030004600

Diameter (d_1) inch	wire/ltr	mm	d2 h7 mm	l_1 mm	t_{max} mm	l_2 mm	EDP #
0.0185		0.470	1.00	25.00	2.30	3.00	9003030004700
0.0189		0.480	1.00	25.00	2.28	3.00	9003030004800
0.0193		0.490	1.00	25.00	2.67	3.40	9003030004900
0.0197		0.500	1.00	25.00	2.65	3.40	9003030005000
0.0201	#76	0.510	1.00	25.00	2.64	3.40	9003030005100
0.0205		0.520	1.00	25.00	2.62	3.40	9003030005200
0.0207		0.525	1.00	25.00	2.61	3.40	9003030005250
0.0209	#75	0.530	1.00	25.00	2.61	3.40	9003030005300
0.0211		0.535	1.00	25.00	3.10	3.90	9003030005350
0.0213		0.540	1.00	25.00	3.09	3.90	9003030005400
0.0215		0.545	1.00	25.00	3.08	3.90	9003030005450
0.0217		0.550	1.00	25.00	3.08	3.90	9003030005500
0.0219		0.555	1.00	25.00	3.07	3.90	9003030005550
0.0220		0.560	1.00	25.00	3.06	3.90	9003030005600
0.0222		0.565	1.00	25.00	3.05	3.90	9003030005650
0.0224	#74	0.570	1.00	25.00	3.05	3.90	9003030005700
0.0228		0.580	1.00	25.00	3.03	3.90	9003030005800
0.0232		0.590	1.00	25.00	3.02	3.90	9003030005900
0.0236		0.600	1.00	25.00	3.00	3.90	9003030006000
0.0240	#73	0.610	1.00	25.00	3.29	4.20	9003030006100
0.0244		0.620	1.00	25.00	3.27	4.20	9003030006200
0.0248		0.630	1.00	25.00	3.26	4.20	9003030006300
0.0252	#72	0.640	1.00	25.00	3.24	4.20	9003030006400
0.0256		0.650	1.00	25.00	3.23	4.20	9003030006500
0.0260	#71	0.660	1.00	25.00	3.21	4.20	9003030006600
0.0264		0.670	1.00	25.00	3.20	4.20	9003030006700
0.0266		0.675	1.00	25.00	3.79	4.80	9003030006750
0.0268		0.680	1.00	25.00	3.78	4.80	9003030006800
0.0272		0.690	1.00	25.00	3.77	4.80	9003030006900
0.0276		0.700	1.00	25.00	3.75	4.80	9003030007000
0.0280	#70	0.710	1.00	25.00	3.74	4.80	9003030007100
0.0283		0.720	1.00	25.00	3.72	4.80	9003030007200
0.0287		0.730	1.00	25.00	3.71	4.80	9003030007300
0.0291	#69	0.740	1.00	25.00	3.69	4.80	9003030007400
0.0295		0.750	1.00	25.00	3.68	4.80	9003030007500
0.0299		0.760	1.00	25.00	4.16	5.30	9003030007600
0.0303		0.770	1.00	25.00	4.15	5.30	9003030007700
0.0307		0.780	1.00	25.00	4.13	5.30	9003030007800
0.0311	1/32 #68	0.790	1.00	25.00	4.12	5.30	9003030007900
0.0315		0.800	1.50	25.00	4.10	5.30	9003030008000
0.0319	#67	0.810	1.50	25.00	4.09	5.30	9003030008100
0.0323		0.820	1.50	25.00	4.07	5.30	9003030008200

Diameter (d_1) inch	wire/ltr	mm	d2 h7 mm	l_1 mm	t_{max} mm	l_2 mm	EDP #
0.0327		0.830	1.50	25.00	4.06	5.30	**9003030008300**
0.0331	#66	0.840	1.50	25.00	4.04	5.30	**9003030008400**
0.0335		0.850	1.50	25.00	4.03	5.30	**9003030008500**
0.0339		0.860	1.50	25.00	4.71	6.00	**9003030008600**
0.0343		0.870	1.50	25.00	4.70	6.00	**9003030008700**
0.0346		0.880	1.50	25.00	4.68	6.00	**9003030008800**
0.0350	#65	0.890	1.50	25.00	4.67	6.00	**9003030008900**
0.0354		0.900	1.50	25.00	4.65	6.00	**9003030009000**
0.0358	#64	0.910	1.50	25.00	4.64	6.00	**9003030009100**
0.0360		0.915	1.50	25.00	4.63	6.00	**9003030009150**
0.0362		0.920	1.50	25.00	4.62	6.00	**9003030009200**
0.0366		0.930	1.50	25.00	4.61	6.00	**9003030009300**
0.0368		0.935	1.50	25.00	4.60	6.00	**9003030009350**
0.0370	#63	0.940	1.50	25.00	4.59	6.00	**9003030009400**
0.0374		0.950	1.50	25.00	4.58	6.00	**9003030009500**
0.0378		0.960	1.50	25.00	5.36	6.80	**9003030009600**
0.0382	#62	0.970	1.50	25.00	5.35	6.80	**9003030009700**
0.0386		0.980	1.50	25.00	5.33	6.80	**9003030009800**
0.0390	#61	0.990	1.50	25.00	5.32	6.80	**9003030009900**
0.0394		1.000	1.50	25.00	5.30	6.80	**9003030010000**
0.0396		1.005	1.50	25.00	5.29	6.80	**9003030010050**
0.0398		1.010	1.50	25.00	5.29	6.80	**9003030010100**
0.0402	#60	1.020	1.50	25.00	5.27	6.80	**9003030010200**
0.0406		1.030	1.50	25.00	5.26	6.80	**9003030010300**
0.0409	#59	1.040	1.50	25.00	5.24	6.80	**9003030010400**

Diameter (d_1) inch	wire/ltr	mm	d2 h7 mm	l_1 mm	t_{max} mm	l_2 mm	EDP #
0.0413		1.050	1.50	25.00	5.23	6.80	**9003030010500**
0.0417		1.060	1.50	25.00	5.21	6.80	**9003030010600**
0.0421	#58	1.070	1.50	25.00	6.00	7.60	**9003030010700**
0.0425		1.080	1.50	25.00	5.98	7.60	**9003030010800**
0.0429	#57	1.090	1.50	25.00	5.97	7.60	**9003030010900**
0.0433		1.100	1.50	25.00	5.95	7.60	**9003030011000**
0.0437		1.110	1.50	25.00	5.94	7.60	**9003030011100**
0.0441		1.120	1.50	25.00	5.92	7.60	**9003030011200**
0.0453		1.150	1.50	25.00	5.88	7.60	**9003030011500**
0.0461		1.170	1.50	25.00	5.85	7.60	**9003030011700**
0.0465	#56	1.180	1.50	25.00	5.83	7.60	**9003030011800**
0.0469	3/64	1.190	1.50	25.00	6.72	8.50	**9003030011900**
0.0472		1.200	1.50	25.00	6.70	8.50	**9003030012000**
0.0480		1.220	1.50	25.00	6.67	8.50	**9003030012200**
0.0492		1.250	1.50	25.00	6.63	8.50	**9003030012500**
0.0500		1.270	1.50	25.00	6.60	8.50	**9003030012700**
0.0508		1.290	1.50	25.00	6.57	8.50	**9003030012900**
0.0512		1.300	1.50	25.00	6.55	8.50	**9003030013000**
0.0520	#55	1.320	1.50	25.00	6.52	8.50	**9003030013200**
0.0524		1.330	1.50	25.00	7.51	9.50	**9003030013300**
0.0531		1.350	1.50	25.00	7.48	9.50	**9003030013500**
0.0535		1.360	1.50	25.00	7.46	9.50	**9003030013600**
0.0551	#54	1.400	1.50	25.00	7.40	9.50	**9003030014000**
0.0728	#49	1.850	2.00	30.00	9.03	11.80	**9003030018500**

Micro-precision drills

Series no. **660**

~5xD	DIN 1899	N	118°	0/-0.004	Cyl	R
Cutting depth	Standard	Type	Point angle	Tolerance on Ø	Shank form	Cutting direction

Tool material **HSS-E-PM**

Surface **S**

P	Steel	●
M	Stainless steel	●
K	Cast iron	●
N	Aluminum	●
S	Titanium alloys	○
H	Hardened steel	

●=Optimal
○=Limited

facet point grinding • with reinforced shank • increased wear resistance

high-alloyed steels

$t_{max} = l_2 - 1.5 \times d_1$

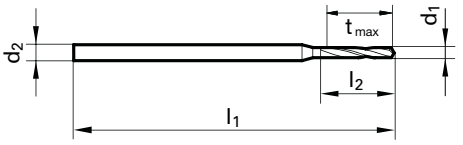

Speeds and feeds information on pg. 538

Diameter (d_1) inch	wire/ltr	mm	d2 h7 mm	l_1 mm	t_{max} mm	l_2 mm	EDP #
0.0050		0.128	1.00	25.00	0.61	0.80	9006600001280
0.0063	#96	0.160	1.00	25.00	0.86	1.10	9006600001600
0.0067	#95	0.170	1.00	25.00	0.85	1.10	9006600001700
0.0071	#94	0.180	1.00	25.00	0.83	1.10	9006600001800
0.0075	#93	0.190	1.00	25.00	0.82	1.10	9006600001900
0.0079	#92	0.200	1.00	25.00	1.20	1.50	9006600002000
0.0083	#91	0.210	1.00	25.00	1.19	1.50	9006600002100
0.0087	#90	0.220	1.00	25.00	1.17	1.50	9006600002200
0.0091	#89	0.230	1.00	25.00	1.16	1.50	9006600002300
0.0093		0.235	1.00	25.00	1.15	1.50	9006600002350
0.0094	#88	0.240	1.00	25.00	1.14	1.50	9006600002400
0.0096		0.245	1.00	25.00	1.53	1.90	9006600002450
0.0098	#87	0.250	1.00	25.00	1.53	1.90	9006600002500
0.0100		0.255	1.00	25.00	1.52	1.90	9006600002550
0.0102		0.260	1.00	25.00	1.51	1.90	9006600002600
0.0104		0.265	1.00	25.00	1.50	1.90	9006600002650
0.0106	#86	0.270	1.00	25.00	1.50	1.90	9006600002700
0.0110	#85	0.280	1.00	25.00	1.48	1.90	9006600002800
0.0114	#84	0.290	1.00	25.00	1.47	1.90	9006600002900
0.0118		0.300	1.00	25.00	1.45	1.90	9006600003000
0.0120		0.305	1.00	25.00	1.94	2.40	9006600003050
0.0122	#83	0.310	1.00	25.00	1.94	2.40	9006600003100
0.0126	#82	0.320	1.00	25.00	1.92	2.40	9006600003200
0.0130	#81	0.330	1.00	25.00	1.91	2.40	9006600003300
0.0134	#80	0.340	1.00	25.00	1.89	2.40	9006600003400
0.0138		0.350	1.00	25.00	1.88	2.40	9006600003500
0.0142		0.360	1.00	25.00	1.86	2.40	9006600003600
0.0146	#79	0.370	1.00	25.00	1.85	2.40	9006600003700
0.0150		0.380	1.00	25.00	1.83	2.40	9006600003800
0.0154		0.390	1.00	25.00	2.42	3.00	9006600003900
0.0157	1/64	0.400	1.00	25.00	2.40	3.00	9006600004000
0.0161	#78	0.410	1.00	25.00	2.39	3.00	9006600004100
0.0165		0.420	1.00	25.00	2.37	3.00	9006600004200
0.0169		0.430	1.00	25.00	2.36	3.00	9006600004300
0.0173		0.440	1.00	25.00	2.34	3.00	9006600004400
0.0177		0.450	1.00	25.00	2.33	3.00	9006600004500
0.0181	#77	0.460	1.00	25.00	2.31	3.00	9006600004600
0.0185		0.470	1.00	25.00	2.30	3.00	9006600004700
0.0189		0.480	1.00	25.00	2.28	3.00	9006600004800
0.0193		0.490	1.00	25.00	2.67	3.40	9006600004900
0.0197		0.500	1.00	25.00	2.65	3.40	9006600005000

Diameter (d_1) inch	wire/ltr	mm	d2 h7 mm	l_1 mm	t_{max} mm	l_2 mm	EDP #
0.0201	#76	0.510	1.00	25.00	2.64	3.40	9006600005100
0.0205		0.520	1.00	25.00	2.62	3.40	9006600005200
0.0209	#75	0.530	1.00	25.00	2.61	3.40	9006600005300
0.0213		0.540	1.00	25.00	3.09	3.90	9006600005400
0.0217		0.550	1.00	25.00	3.08	3.90	9006600005500
0.0220		0.560	1.00	25.00	3.06	3.90	9006600005600
0.0224	#74	0.570	1.00	25.00	3.05	3.90	9006600005700
0.0228		0.580	1.00	25.00	3.03	3.90	9006600005800
0.0232		0.590	1.00	25.00	3.02	3.90	9006600005900
0.0236		0.600	1.00	25.00	3.00	3.90	9006600006000
0.0240	#73	0.610	1.00	25.00	3.29	4.20	9006600006100
0.0244		0.620	1.00	25.00	3.27	4.20	9006600006200
0.0248		0.630	1.00	25.00	3.26	4.20	9006600006300
0.0252	#72	0.640	1.00	25.00	3.24	4.20	9006600006400
0.0256		0.650	1.00	25.00	3.23	4.20	9006600006500
0.0260	#71	0.660	1.00	25.00	3.21	4.20	9006600006600
0.0264		0.670	1.00	25.00	3.20	4.20	9006600006700
0.0268		0.680	1.00	25.00	3.78	4.80	9006600006800
0.0272		0.690	1.00	25.00	3.77	4.80	9006600006900
0.0276		0.700	1.00	25.00	3.75	4.80	9006600007000
0.0280	#70	0.710	1.00	25.00	3.74	4.80	9006600007100
0.0283		0.720	1.00	25.00	3.72	4.80	9006600007200
0.0287		0.730	1.00	25.00	3.71	4.80	9006600007300
0.0291	#69	0.740	1.00	25.00	3.69	4.80	9006600007400
0.0295		0.750	1.00	25.00	3.68	4.80	9006600007500
0.0299		0.760	1.00	25.00	4.16	5.30	9006600007600
0.0303		0.770	1.00	25.00	4.15	5.30	9006600007700
0.0307		0.780	1.00	25.00	4.13	5.30	9006600007800
0.0311	1/32	#68 0.790	1.00	25.00	4.12	5.30	9006600007900
0.0315		0.800	1.50	25.00	4.10	5.30	9006600008000
0.0319	#67	0.810	1.50	25.00	4.09	5.30	9006600008100
0.0323		0.820	1.50	25.00	4.07	5.30	9006600008200
0.0327		0.830	1.50	25.00	4.06	5.30	9006600008300
0.0331	#66	0.840	1.50	25.00	4.04	5.30	9006600008400
0.0335		0.850	1.50	25.00	4.03	5.30	9006600008500
0.0339		0.860	1.50	25.00	4.71	6.00	9006600008600
0.0343		0.870	1.50	25.00	4.70	6.00	9006600008700
0.0346		0.880	1.50	25.00	4.68	6.00	9006600008800
0.0354		0.900	1.50	25.00	4.65	6.00	9006600009000
0.0358	#64	0.910	1.50	25.00	4.64	6.00	9006600009100
0.0370	#63	0.940	1.50	25.00	4.59	6.00	9006600009400

Micro-precision drills

Series no. **660**

Diameter (d_1) inch	wire/ltr	mm	d2 h7 mm	l_1 mm	t_{max} mm	l_2 mm	EDP #
0.0374		0.950	1.50	25.00	4.58	6.00	**9006600009500**
0.0382	#62	0.970	1.50	25.00	5.35	6.80	**9006600009700**
0.0386		0.980	1.50	25.00	5.33	6.80	**9006600009800**
0.0394		1.000	1.50	25.00	5.30	6.80	**9006600010000**
0.0402	#60	1.020	1.50	25.00	5.27	6.80	**9006600010200**
0.0409	#59	1.040	1.50	25.00	5.24	6.80	**9006600010400**
0.0413		1.050	1.50	25.00	5.23	6.80	**9006600010500**
0.0421	#58	1.070	1.50	25.00	6.00	7.60	**9006600010700**
0.0425		1.080	1.50	25.00	5.98	7.60	**9006600010800**
0.0433		1.100	1.50	25.00	5.95	7.60	**9006600011000**
0.0453		1.150	1.50	25.00	5.88	7.60	**9006600011500**
0.0465	#56	1.180	1.50	25.00	5.83	7.60	**9006600011800**

Diameter (d_1) inch	wire/ltr	mm	d2 h7 mm	l_1 mm	t_{max} mm	l_2 mm	EDP #
0.0469	3/64	1.190	1.50	25.00	6.72	8.50	**9006600011900**
0.0472		1.200	1.50	25.00	6.70	8.50	**9006600012000**
0.0492		1.250	1.50	25.00	6.63	8.50	**9006600012500**
0.0512		1.300	1.50	25.00	6.55	8.50	**9006600013000**
0.0531		1.350	1.50	25.00	7.48	9.50	**9006600013500**
0.0547		1.390	1.50	25.00	7.42	9.50	**9006600013900**
0.0551	#54	1.400	1.50	25.00	7.40	9.50	**9006600014000**
0.0559		1.420	1.50	25.00	7.37	9.50	**9006600014200**
0.0571		1.450	1.50	25.00	7.33	9.50	**9006600014500**
0.0591		1.500	2.00	30.00	7.25	9.50	**9006600015000**
0.0709		1.800	2.00	30.00	9.10	11.80	**9006600018000**

STUB LENGTH HSS, HSCO, HSS-E-PM DRILLS



Stub length drills

Series no. **223**

~3xD Cutting depth | DIN 1897 Standard | N Type | 118° Point angle | h8 Tolerance on Ø | Web Thinning | Cyl Shank form | R Cutting direction | GUHRING QUALITY

Tool material **HSS**

Surface >Ø 2.36

P	Steel	●
M	Stainless steel	
K	Cast iron	●
N	Aluminum	○
S	Titanium alloys	
H	Hardened steel	

●=Optimal
○=Limited

web thinning ≥ Ø 1.000 • relieved cone • for use in automatic/capstan lathes • also for hand drilling machines

thin materials

$t_{max} = l_2\text{-}1.5 \times d_1$

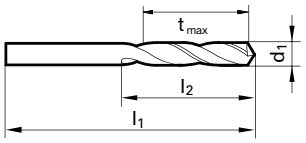

Speeds and feeds information on pg. 499

Shank diameter = cut diameter

Diameter (d_1) inch	wire/ltr	mm	l_1 mm	t_{max} mm	l_2 mm	EDP #
0.0157	1/64	0.40	19.00	1.90	2.50	**9002230004000**
0.0197		0.50	20.00	2.25	3.00	**9002230005000**
0.0217		0.55	21.00	2.68	3.50	**9002230005500**
0.0236		0.60	21.00	2.60	3.50	**9002230006000**
0.0256		0.65	22.00	3.03	4.00	**9002230006500**
0.0260	#71	0.66	22.00	3.01	4.00	**9002230006600**
0.0276		0.70	23.00	3.45	4.50	**9002230007000**
0.0283		0.72	23.00	3.42	4.50	**9002230007200**
0.0295		0.75	23.00	3.38	4.50	**9002230007500**
0.0311	1/32 #68	0.79	24.00	3.82	5.00	**9002230007900**
0.0315		0.80	24.00	3.80	5.00	**9002230008000**
0.0323		0.82	24.00	3.77	5.00	**9002230008200**
0.0350	#65	0.89	25.00	4.17	5.50	**9002230008900**
0.0354		0.90	25.00	4.15	5.50	**9002230009000**
0.0374		0.95	25.00	4.08	5.50	**9002230009500**
0.0386		0.98	26.00	4.53	6.00	**9002230009800**
0.0394		1.00	26.00	4.50	6.00	**9002230010000**
0.0402	#60	1.02	26.00	4.47	6.00	**9002230010200**
0.0409	#59	1.04	26.00	4.44	6.00	**9002230010400**
0.0413		1.05	26.00	4.43	6.00	**9002230010500**
0.0421	#58	1.07	28.00	5.40	7.00	**9002230010700**
0.0429	#57	1.09	28.00	5.37	7.00	**9002230010900**
0.0433		1.10	28.00	5.35	7.00	**9002230011000**
0.0453		1.15	28.00	5.28	7.00	**9002230011500**
0.0465	#56	1.18	28.00	5.23	7.00	**9002230011800**
0.0469	3/64	1.19	30.00	6.22	8.00	**9002230011900**
0.0472		1.20	30.00	6.20	8.00	**9002230012000**
0.0492		1.25	30.00	6.13	8.00	**9002230012500**
0.0496		1.26	30.00	6.11	8.00	**9002230012600**
0.0504		1.28	30.00	6.08	8.00	**9002230012800**
0.0512		1.30	30.00	6.05	8.00	**9002230013000**
0.0520	#55	1.32	30.00	6.02	8.00	**9002230013200**
0.0531		1.35	32.00	6.98	9.00	**9002230013500**
0.0551	#54	1.40	32.00	6.90	9.00	**9002230014000**
0.0571		1.45	32.00	6.83	9.00	**9002230014500**
0.0591		1.50	32.00	6.75	9.00	**9002230015000**
0.0594	#53	1.51	34.00	7.74	10.00	**9002230015100**
0.0598		1.52	34.00	7.72	10.00	**9002230015200**
0.0610		1.55	34.00	7.68	10.00	**9002230015500**
0.0626	1/16	1.59	34.00	7.62	10.00	**9002230015900**
0.0630		1.60	34.00	7.60	10.00	**9002230016000**

Diameter (d_1) inch	wire/ltr	mm	l_1 mm	t_{max} mm	l_2 mm	EDP #
0.0634	#52	1.61	34.00	7.59	10.00	**9002230016100**
0.0650		1.65	34.00	7.53	10.00	**9002230016500**
0.0669	#51	1.70	34.00	7.45	10.00	**9002230017000**
0.0677		1.72	36.00	8.42	11.00	**9002230017200**
0.0685		1.74	36.00	8.39	11.00	**9002230017400**
0.0689		1.75	36.00	8.38	11.00	**9002230017500**
0.0701	#50	1.78	36.00	8.33	11.00	**9002230017800**
0.0709		1.80	36.00	8.30	11.00	**9002230018000**
0.0728	#49	1.85	36.00	8.23	11.00	**9002230018500**
0.0748		1.90	36.00	8.15	11.00	**9002230019000**
0.0760	#48	1.93	38.00	9.11	12.00	**9002230019300**
0.0768		1.95	38.00	9.08	12.00	**9002230019500**
0.0776		1.97	38.00	9.05	12.00	**9002230019700**
0.0780	5/64	1.98	38.00	9.03	12.00	**9002230019800**
0.0783	#47	1.99	38.00	9.02	12.00	**9002230019900**
0.0787		2.00	38.00	9.00	12.00	**9002230020000**
0.0807		2.05	38.00	8.93	12.00	**9002230020500**
0.0811	#46	2.06	38.00	8.91	12.00	**9002230020600**
0.0819	#45	2.08	38.00	8.88	12.00	**9002230020800**
0.0827		2.10	38.00	8.85	12.00	**9002230021000**
0.0835		2.12	38.00	8.82	12.00	**9002230021200**
0.0846		2.15	40.00	9.78	13.00	**9002230021500**
0.0858	#44	2.18	40.00	9.73	13.00	**9002230021800**
0.0866		2.20	40.00	9.70	13.00	**9002230022000**
0.0874		2.22	40.00	9.67	13.00	**9002230022200**
0.0886		2.25	40.00	9.63	13.00	**9002230022500**
0.0890	#43	2.26	40.00	9.61	13.00	**9002230022600**
0.0906		2.30	40.00	9.55	13.00	**9002230023000**
0.0925		2.35	40.00	9.48	13.00	**9002230023500**
0.0933	#42	2.37	43.00	10.45	14.00	**9002230023700**
0.0937	3/32	2.38	43.00	10.43	14.00	**9002230023800**
0.0945		2.40	43.00	10.40	14.00	**9002230024000**
0.0961	#41	2.44	43.00	10.34	14.00	**9002230024400**
0.0965		2.45	43.00	10.33	14.00	**9002230024500**
0.0976		2.48	43.00	10.28	14.00	**9002230024800**
0.0980	#40	2.49	43.00	10.27	14.00	**9002230024900**
0.0984		2.50	43.00	10.25	14.00	**9002230025000**
0.0996	#39	2.53	43.00	10.21	14.00	**9002230025300**
0.1004		2.55	43.00	10.18	14.00	**9002230025500**
0.1016	#38	2.58	43.00	10.13	14.00	**9002230025800**
0.1024		2.60	43.00	10.10	14.00	**9002230026000**

Stub length drills

Series no. **223**

Diameter (d_1) inch	wire/ltr	mm	l_1 mm	t_{max} mm	l_2 mm	EDP #
0.1039	#37	2.64	43.00	10.04	14.00	9002230026400
0.1043		2.65	43.00	10.03	14.00	9002230026500
0.1063		2.70	46.00	11.95	16.00	9002230027000
0.1067	#36	2.71	46.00	11.94	16.00	9002230027100
0.1083		2.75	46.00	11.88	16.00	9002230027500
0.1094	7/64	2.78	46.00	11.83	16.00	9002230027800
0.1098	#35	2.79	46.00	11.82	16.00	9002230027900
0.1102		2.80	46.00	11.80	16.00	9002230028000
0.1110	#34	2.82	46.00	11.77	16.00	9002230028200
0.1122		2.85	46.00	11.73	16.00	9002230028500
0.1130	#33	2.87	46.00	11.70	16.00	9002230028700
0.1142		2.90	46.00	11.65	16.00	9002230029000
0.1150		2.92	46.00	11.62	16.00	9002230029200
0.1161	#32	2.95	46.00	11.58	16.00	9002230029500
0.1169		2.97	46.00	11.55	16.00	9002230029700
0.1181		3.00	46.00	11.50	16.00	9002230030000
0.1201	#31	3.05	49.00	13.43	18.00	9002230030500
0.1220		3.10	49.00	13.35	18.00	9002230031000
0.1240		3.15	49.00	13.28	18.00	9002230031500
0.1248	1/8	3.17	49.00	13.25	18.00	9002230031700
0.1260		3.20	49.00	13.20	18.00	9002230032000
0.1280		3.25	49.00	13.13	18.00	9002230032500
0.1283	#30	3.26	49.00	13.11	18.00	9002230032600
0.1299		3.30	49.00	13.05	18.00	9002230033000
0.1319		3.35	49.00	12.98	18.00	9002230033500
0.1339		3.40	52.00	14.90	20.00	9002230034000
0.1358	#29	3.45	52.00	14.83	20.00	9002230034500
0.1378		3.50	52.00	14.75	20.00	9002230035000
0.1398		3.55	52.00	14.68	20.00	9002230035500
0.1406	9/64 #28	3.57	52.00	14.65	20.00	9002230035700
0.1417		3.60	52.00	14.60	20.00	9002230036000
0.1437		3.65	52.00	14.53	20.00	9002230036500
0.1441	#27	3.66	52.00	14.51	20.00	9002230036600
0.1457		3.70	52.00	14.45	20.00	9002230037000
0.1469	#26	3.73	52.00	14.41	20.00	9002230037300
0.1476		3.75	52.00	14.38	20.00	9002230037500
0.1496	#25	3.80	55.00	16.30	22.00	9002230038000
0.1516		3.85	55.00	16.23	22.00	9002230038500
0.1520	#24	3.86	55.00	16.21	22.00	9002230038600
0.1535		3.90	55.00	16.15	22.00	9002230039000
0.1539	#23	3.91	55.00	16.14	22.00	9002230039100
0.1555		3.95	55.00	16.08	22.00	9002230039500
0.1563	5/32	3.97	55.00	16.05	22.00	9002230039700
0.1571	#22	3.99	55.00	16.02	22.00	9002230039900
0.1575		4.00	55.00	16.00	22.00	9002230040000
0.1583		4.02	55.00	15.97	22.00	9002230040200
0.1591	#21	4.04	55.00	15.94	22.00	9002230040400
0.1610	#20	4.09	55.00	15.87	22.00	9002230040900
0.1614		4.10	55.00	15.85	22.00	9002230041000
0.1634		4.15	55.00	15.78	22.00	9002230041500
0.1654		4.20	55.00	15.70	22.00	9002230042000
0.1661	#19	4.22	55.00	15.67	22.00	9002230042200
0.1673		4.25	55.00	15.63	22.00	9002230042500
0.1693	#18	4.30	58.00	17.55	24.00	9002230043000
0.1720	11/64	4.37	58.00	17.45	24.00	9002230043700
0.1728	#17	4.39	58.00	17.42	24.00	9002230043900
0.1732		4.40	58.00	17.40	24.00	9002230044000
0.1752		4.45	58.00	17.33	24.00	9002230044500
0.1772	#16	4.50	58.00	17.25	24.00	9002230045000
0.1791		4.55	58.00	17.18	24.00	9002230045500
0.1799	#15	4.57	58.00	17.15	24.00	9002230045700
0.1811		4.60	58.00	17.10	24.00	9002230046000
0.1819	#14	4.62	58.00	17.07	24.00	9002230046200
0.1850	#13	4.70	58.00	16.95	24.00	9002230047000

Diameter (d_1) inch	wire/ltr	mm	l_1 mm	t_{max} mm	l_2 mm	EDP #
0.1870		4.75	58.00	16.88	24.00	9002230047500
0.1874	3/16	4.76	62.00	18.86	26.00	9002230047600
0.1890	#12	4.80	62.00	18.80	26.00	9002230048000
0.1909	#11	4.85	62.00	18.73	26.00	9002230048500
0.1929		4.90	62.00	18.65	26.00	9002230049000
0.1937	#10	4.92	62.00	18.62	26.00	9002230049200
0.1961	#9	4.98	62.00	18.53	26.00	9002230049800
0.1969		5.00	62.00	18.50	26.00	9002230050000
0.1988		5.05	62.00	18.43	26.00	9002230050500
0.1992	#8	5.06	62.00	18.41	26.00	9002230050600
0.2008		5.10	62.00	18.35	26.00	9002230051000
0.2012	#7	5.11	62.00	18.34	26.00	9002230051100
0.2031	13/64	5.16	62.00	18.26	26.00	9002230051600
0.2039	#6	5.18	62.00	18.23	26.00	9002230051800
0.2047		5.20	62.00	18.20	26.00	9002230052000
0.2055	#5	5.22	62.00	18.17	26.00	9002230052200
0.2067		5.25	62.00	18.13	26.00	9002230052500
0.2087		5.30	62.00	18.05	26.00	9002230053000
0.2091	#4	5.31	66.00	20.04	28.00	9002230053100
0.2106		5.35	66.00	19.98	28.00	9002230053500
0.2126		5.40	66.00	19.90	28.00	9002230054000
0.2130	#3	5.41	66.00	19.89	28.00	9002230054100
0.2146		5.45	66.00	19.83	28.00	9002230054500
0.2165		5.50	66.00	19.75	28.00	9002230055000
5.5500		5.55	66.00	19.68	28.00	9002230055500
0.2189	7/32	5.56	66.00	19.66	28.00	9002230055600
0.2205		5.60	66.00	19.60	28.00	9002230056000
0.2209	#2	5.61	66.00	19.59	28.00	9002230056100
0.2244		5.70	66.00	19.45	28.00	9002230057000
0.2264		5.75	66.00	19.38	28.00	9002230057500
0.2280	#1	5.79	66.00	19.32	28.00	9002230057900
0.2283		5.80	66.00	19.30	28.00	9002230058000
0.2323		5.90	66.00	19.15	28.00	9002230059000
0.2339	A	5.94	66.00	19.09	28.00	9002230059400
0.2343	15/64	5.95	66.00	19.08	28.00	9002230059500
0.2362		6.00	66.00	19.00	28.00	9002230060000
0.2378	B	6.04	70.00	21.94	31.00	9002230060400
0.2382		6.05	70.00	21.93	31.00	9002230060500
0.2402		6.10	70.00	21.85	31.00	9002230061000
0.2421	C	6.15	70.00	21.78	31.00	9002230061500
0.2441		6.20	70.00	21.70	31.00	9002230062000
0.2461	D	6.25	70.00	21.63	31.00	9002230062500
0.2480		6.30	70.00	21.55	31.00	9002230063000
0.2500	1/4 E	6.35	70.00	21.48	31.00	9002230063500
0.2520		6.40	70.00	21.40	31.00	9002230064000
0.2559		6.50	70.00	21.25	31.00	9002230065000
0.2571		6.53	70.00	21.21	31.00	9002230065300
0.2598		6.60	70.00	21.10	31.00	9002230066000
0.2610	G	6.63	70.00	21.06	31.00	9002230066300
0.2638		6.70	70.00	20.95	31.00	9002230067000
0.2657	17/64 H	6.75	74.00	23.88	34.00	9002230067500
0.2677		6.80	74.00	23.80	34.00	9002230068000
0.2697		6.85	74.00	23.73	34.00	9002230068500
0.2717	I	6.90	74.00	23.65	34.00	9002230069000
0.2736		6.95	74.00	23.58	34.00	9002230069500
0.2756		7.00	74.00	23.50	34.00	9002230070000
0.2768	J	7.03	74.00	23.46	34.00	9002230070300
0.2795		7.10	74.00	23.35	34.00	9002230071000
0.2811	9/32 K	7.14	74.00	23.29	34.00	9002230071400
0.2835		7.20	74.00	23.20	34.00	9002230072000
0.2854		7.25	74.00	23.13	34.00	9002230072500
0.2874		7.30	74.00	23.05	34.00	9002230073000
0.2902	L	7.37	74.00	22.95	34.00	9002230073700
0.2913		7.40	74.00	22.90	34.00	9002230074000

Stub length drills

Series no. 223

Diameter (d_1) inch	wire/ltr	mm	l_1 mm	t_{max} mm	l_2 mm	EDP #
0.2933		7.45	74.00	22.83	34.00	9002230074500
0.2949	M	7.49	74.00	22.77	34.00	9002230074900
0.2953		7.50	74.00	22.75	34.00	9002230075000
0.2969	19/64	7.54	79.00	25.69	37.00	9002230075400
0.2992		7.60	79.00	25.60	37.00	9002230076000
0.3020	N	7.67	79.00	25.50	37.00	9002230076700
0.3031		7.70	79.00	25.45	37.00	9002230077000
0.3051		7.75	79.00	25.38	37.00	9002230077500
0.3071		7.80	79.00	25.30	37.00	9002230078000
0.3091		7.85	79.00	25.23	37.00	9002230078500
0.3110		7.90	79.00	25.15	37.00	9002230079000
0.3126	5/16	7.94	79.00	25.09	37.00	9002230079400
0.3150		8.00	79.00	25.00	37.00	9002230080000
0.3161	O	8.03	79.00	24.96	37.00	9002230080300
0.3169		8.05	79.00	24.93	37.00	9002230080500
0.3189		8.10	79.00	24.85	37.00	9002230081000
0.3209		8.15	79.00	24.78	37.00	9002230081500
0.3228	P	8.20	79.00	24.70	37.00	9002230082000
0.3248		8.25	79.00	24.63	37.00	9002230082500
0.3268		8.30	79.00	24.55	37.00	9002230083000
0.3280	21/64	8.33	79.00	24.51	37.00	9002230083300
0.3307		8.40	79.00	24.40	37.00	9002230084000
0.3319	Q	8.43	79.00	24.36	37.00	9002230084300
0.3346		8.50	79.00	24.25	37.00	9002230085000
0.3386		8.60	84.00	27.10	40.00	9002230086000
0.3390	R	8.61	84.00	27.09	40.00	9002230086100
0.3406		8.65	84.00	27.03	40.00	9002230086500
0.3425		8.70	84.00	26.95	40.00	9002230087000
0.3437	11/32	8.73	84.00	26.91	40.00	9002230087300
0.3445		8.75	84.00	26.88	40.00	9002230087500
0.3465		8.80	84.00	26.80	40.00	9002230088000
0.3480	S	8.84	84.00	26.74	40.00	9002230088400
0.3504		8.90	84.00	26.65	40.00	9002230089000
0.3524		8.95	84.00	26.58	40.00	9002230089500
0.3543		9.00	84.00	26.50	40.00	9002230090000
0.3579	T	9.09	84.00	26.37	40.00	9002230090900
0.3583		9.10	84.00	26.35	40.00	9002230091000
0.3594	23/64	9.13	84.00	26.31	40.00	9002230091300
0.3622		9.20	84.00	26.20	40.00	9002230092000
0.3642		9.25	84.00	26.13	40.00	9002230092500
0.3661		9.30	84.00	26.05	40.00	9002230093000
0.3677	U	9.34	84.00	25.99	40.00	9002230093400
0.3701		9.40	84.00	25.90	40.00	9002230094000
0.3740		9.50	84.00	25.75	40.00	9002230095000
0.3748	3/8	9.52	89.00	28.72	43.00	9002230095200
0.3772	V	9.58	89.00	28.63	43.00	9002230095800
0.3780		9.60	89.00	28.60	43.00	9002230096000
0.3799		9.65	89.00	28.53	43.00	9002230096500
0.3819		9.70	89.00	28.45	43.00	9002230097000
0.3839		9.75	89.00	28.38	43.00	9002230097500
0.3858	W	9.80	89.00	28.30	43.00	9002230098000
0.3898		9.90	89.00	28.15	43.00	9002230099000
0.3906	25/64	9.92	89.00	28.12	43.00	9002230099200
0.3937		10.00	89.00	28.00	43.00	9002230100000
0.3957		10.05	89.00	27.93	43.00	9002230100500
0.3969	X	10.08	89.00	27.88	43.00	9002230100800
0.3976		10.10	89.00	27.85	43.00	9002230101000
0.3996		10.15	89.00	27.78	43.00	9002230101500
0.4016		10.20	89.00	27.70	43.00	9002230102000
0.4035		10.25	89.00	27.63	43.00	9002230102500
0.4039	Y	10.26	89.00	27.61	43.00	9002230102600
0.4055		10.30	89.00	27.55	43.00	9002230103000
0.4063	13/32	10.32	89.00	27.52	43.00	9002230103200
0.4094		10.40	89.00	27.40	43.00	9002230104000

Diameter (d_1) inch	wire/ltr	mm	l_1 mm	t_{max} mm	l_2 mm	EDP #
0.4130	Z	10.49	89.00	27.27	43.00	9002230104900
0.4134		10.50	89.00	27.25	43.00	9002230105000
0.4173		10.60	89.00	27.10	43.00	9002230106000
0.4213		10.70	95.00	30.95	47.00	9002230107000
0.4220	27/64	10.72	95.00	30.92	47.00	9002230107200
0.4232		10.75	95.00	30.88	47.00	9002230107500
0.4252		10.80	95.00	30.80	47.00	9002230108000
0.4291		10.90	95.00	30.65	47.00	9002230109000
0.4331		11.00	95.00	30.50	47.00	9002230110000
0.4370		11.10	95.00	30.35	47.00	9002230111000
0.4374	7/16	11.11	95.00	30.34	47.00	9002230111100
0.4409		11.20	95.00	30.20	47.00	9002230112000
0.4429		11.25	95.00	30.13	47.00	9002230112500
0.4449		11.30	95.00	30.05	47.00	9002230113000
0.4488		11.40	95.00	29.90	47.00	9002230114000
0.4528		11.50	95.00	29.75	47.00	9002230115000
0.4531	29/64	11.51	95.00	29.74	47.00	9002230115100
0.4567		11.60	95.00	29.60	47.00	9002230116000
0.4606		11.70	95.00	29.45	47.00	9002230117000
0.4626		11.75	95.00	29.38	47.00	9002230117500
0.4646		11.80	95.00	29.30	47.00	9002230118000
0.4685		11.90	102.00	33.15	51.00	9002230119000
0.4689	15/32	11.91	102.00	33.14	51.00	9002230119100
0.4724		12.00	102.00	33.00	51.00	9002230120000
0.4764		12.10	102.00	32.85	51.00	9002230121000
0.4783		12.15	102.00	32.78	51.00	9002230121500
0.4803		12.20	102.00	32.70	51.00	9002230122000
0.4823		12.25	102.00	32.63	51.00	9002230122500
0.4843	31/64	12.30	102.00	32.55	51.00	9002230123000
0.4882		12.40	102.00	32.40	51.00	9002230124000
0.4921		12.50	102.00	32.25	51.00	9002230125000
0.4961		12.60	102.00	32.10	51.00	9002230126000
0.5000	1/2	12.70	102.00	31.95	51.00	9002230127000
0.5020		12.75	102.00	31.88	51.00	9002230127500
0.5039		12.80	102.00	31.80	51.00	9002230128000
0.5079		12.90	102.00	31.65	51.00	9002230129000
0.5118		13.00	102.00	31.50	51.00	9002230130000
0.5157	33/64	13.10	102.00	31.35	51.00	9002230131000
0.5197		13.20	102.00	31.20	51.00	9002230132000
0.5217		13.25	107.00	34.13	54.00	9002230132500
0.5236		13.30	107.00	34.05	54.00	9002230133000
0.5276		13.40	107.00	33.90	54.00	9002230134000
0.5311	17/32	13.49	107.00	33.77	54.00	9002230134900
0.5315		13.50	107.00	33.75	54.00	9002230135000
0.5354		13.60	107.00	33.60	54.00	9002230136000
0.5394		13.70	107.00	33.45	54.00	9002230137000
0.5413		13.75	107.00	33.38	54.00	9002230137500
0.5433		13.80	107.00	33.30	54.00	9002230138000
0.5469	35/64	13.89	107.00	33.17	54.00	9002230138900
0.5472		13.90	107.00	33.15	54.00	9002230139000
0.5512		14.00	107.00	33.00	54.00	9002230140000
0.5551		14.10	111.00	34.85	56.00	9002230141000
0.5591		14.20	111.00	34.70	56.00	9002230142000
0.5610		14.25	111.00	34.63	56.00	9002230142500
0.5626	9/16	14.29	111.00	34.57	56.00	9002230142900
0.5669		14.40	111.00	34.40	56.00	9002230144000
0.5709		14.50	111.00	34.25	56.00	9002230145000
0.5748		14.60	111.00	34.10	56.00	9002230146000
0.5780	37/64	14.68	111.00	33.98	56.00	9002230146800
0.5807		14.75	111.00	33.88	56.00	9002230147500
0.5827		14.80	111.00	33.80	56.00	9002230148000
0.5866		14.90	111.00	33.65	56.00	9002230149000
0.5906		15.00	111.00	33.50	56.00	9002230150000
0.5937	19/32	15.08	115.00	35.38	58.00	9002230150800

Stub length drills

Series no. **223**

Diameter (d_1) inch	wire/ltr	mm	l_1 mm	t_{max} mm	l_2 mm	EDP #
0.5945		15.10	115.00	35.35	58.00	**9002230151000**
0.5984		15.20	115.00	35.20	58.00	**9002230152000**
0.6004		15.25	115.00	35.13	58.00	**9002230152500**
0.6063		15.40	115.00	34.90	58.00	**9002230154000**
0.6094	39/64	15.48	115.00	34.78	58.00	**9002230154800**
0.6102		15.50	115.00	34.75	58.00	**9002230155000**
0.6142		15.60	115.00	34.60	58.00	**9002230156000**
0.6181		15.70	115.00	34.45	58.00	**9002230157000**
0.6201		15.75	115.00	34.38	58.00	**9002230157500**
0.6220		15.80	115.00	34.30	58.00	**9002230158000**
0.6248	5/8	15.87	115.00	34.20	58.00	**9002230158700**
0.6299		16.00	115.00	34.00	58.00	**9002230160000**
0.6339		16.10	119.00	35.85	60.00	**9002230161000**
0.6358		16.15	119.00	35.78	60.00	**9002230161500**
0.6398		16.25	119.00	35.63	60.00	**9002230162500**
0.6406	41/64	16.27	119.00	35.60	60.00	**9002230162700**
0.6417		16.30	119.00	35.55	60.00	**9002230163000**
0.6496		16.50	119.00	35.25	60.00	**9002230165000**
0.6563	21/32	16.67	119.00	35.00	60.00	**9002230166700**
0.6594		16.75	119.00	34.88	60.00	**9002230167500**
0.6693		17.00	119.00	34.50	60.00	**9002230170000**
0.6720	43/64	17.07	123.00	36.40	62.00	**9002230170700**
0.6732		17.10	123.00	36.35	62.00	**9002230171000**
0.6791		17.25	123.00	36.13	62.00	**9002230172500**
0.6811		17.30	123.00	36.05	62.00	**9002230173000**
0.6874	11/16	17.46	123.00	35.81	62.00	**9002230174600**
0.6890		17.50	123.00	35.75	62.00	**9002230175000**
0.6929		17.60	123.00	35.60	62.00	**9002230176000**
0.6988		17.75	123.00	35.38	62.00	**9002230177500**
0.7031	45/64	17.86	123.00	35.21	62.00	**9002230178600**
0.7087		18.00	123.00	35.00	62.00	**9002230180000**
0.7126		18.10	127.00	36.85	64.00	**9002230181000**
0.7165		18.20	127.00	36.70	64.00	**9002230182000**
0.7185		18.25	127.00	36.63	64.00	**9002230182500**
0.7189	23/32	18.26	127.00	36.61	64.00	**9002230182600**
0.7283		18.50	127.00	36.25	64.00	**9002230185000**
0.7343	47/64	18.65	127.00	36.03	64.00	**9002230186500**
0.7382		18.75	127.00	35.88	64.00	**9002230187500**
0.7480		19.00	127.00	35.50	64.00	**9002230190000**
0.7500	3/4	19.05	131.00	37.43	66.00	**9002230190500**

Diameter (d_1) inch	wire/ltr	mm	l_1 mm	t_{max} mm	l_2 mm	EDP #
0.7520		19.10	131.00	37.35	66.00	**9002230191000**
0.7579		19.25	131.00	37.13	66.00	**9002230192500**
0.7657	49/64	19.45	131.00	36.83	66.00	**9002230194500**
0.7677		19.50	131.00	36.75	66.00	**9002230195000**
0.7776		19.75	131.00	36.38	66.00	**9002230197500**
0.7811	25/32	19.84	131.00	36.24	66.00	**9002230198400**
0.7874		20.00	131.00	36.00	66.00	**9002230200000**
0.7913		20.10	136.00	37.85	68.00	**9002230201000**
0.7969	51/64	20.24	136.00	37.64	68.00	**9002230202400**
0.8071		20.50	136.00	37.25	68.00	**9002230205000**
0.8126	13/16	20.64	136.00	37.04	68.00	**9002230206400**
0.8169		20.75	136.00	36.88	68.00	**9002230207500**
0.8189		20.80	136.00	36.80	68.00	**9002230208000**
0.8268		21.00	136.00	36.50	68.00	**9002230210000**
0.8280	53/64	21.03	136.00	36.46	68.00	**9002230210300**
0.8366		21.25	141.00	38.13	70.00	**9002230212500**
0.8437	27/32	21.43	141.00	37.86	70.00	**9002230214300**
0.8465		21.50	141.00	37.75	70.00	**9002230215000**
0.8661		22.00	141.00	37.00	70.00	**9002230220000**
0.8748	7/8	22.22	141.00	36.67	70.00	**9002230222200**
0.8858		22.50	146.00	38.25	72.00	**9002230225000**
0.8906	57/64	22.62	146.00	38.07	72.00	**9002230226200**
0.9055		23.00	146.00	37.50	72.00	**9002230230000**
0.9063	29/32	23.02	146.00	37.47	72.00	**9002230230200**
0.9220	59/64	23.42	146.00	36.87	72.00	**9002230234200**
0.9252		23.50	146.00	36.75	72.00	**9002230235000**
0.9374	15/16	23.81	151.00	39.29	75.00	**9002230238100**
0.9449		24.00	151.00	39.00	75.00	**9002230240000**
0.9532	61/64	24.21	151.00	38.69	75.00	**9002230242100**
0.9646		24.50	151.00	38.25	75.00	**9002230245000**
0.9689	31/32	24.61	151.00	38.09	75.00	**9002230246100**
0.9843	63/64	25.00	151.00	37.50	75.00	**9002230250000**
1.0000	1.0000	25.40	156.00	39.90	78.00	**9002230254000**
1.0311	1 1/32	26.19	156.00	38.72	78.00	**9002230261900**
1.0433		26.50	156.00	38.25	78.00	**9002230265000**
1.1024		28.00	162.00	39.00	81.00	**9002230280000**
1.1248	1 1/8	28.57	168.00	41.15	84.00	**9002230285700**
1.1563	1 5/32	29.37	168.00	39.95	84.00	**9002230293700**
1.1811		30.00	168.00	39.00	84.00	**9002230300000**
1.2500	1 1/4	31.75	180.00	42.38	90.00	**9002230317500**

Stub length drills

Series no. **226**

~3xD	DIN 1897	N	118°	h8		Cyl	L
Cutting depth	Standard	Type	Point angle	Tolerance on Ø	Web Thinning	Shank form	Cutting direction

Tool material: **HSS**

Surface: >Ø 2.36

P	Steel	●
M	Stainless steel	
K	Cast iron	●
N	Aluminum	○
S	Titanium alloys	
H	Hardened steel	

●=Optimal
○=Limited

web thinning ≥ Ø 14.050 • relieved cone • for use in automatic/capstan lathes

thin materials

$t_{max} = l_2\text{-}1.5 \times d_1$

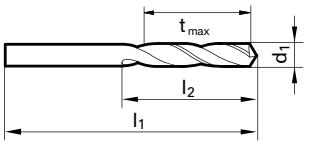

Speeds and feeds information on pg. 500

Shank diameter = cut diameter

Diameter (d_1) inch	wire/ltr	mm	l_1 mm	t_{max} mm	l_2 mm	EDP #
0.0197		0.50	20.00	2.25	3.00	9002260005000
0.0217		0.55	21.00	2.68	3.50	9002260005500
0.0236		0.60	21.00	2.60	3.50	9002260006000
0.0256		0.65	22.00	3.03	4.00	9002260006500
0.0276		0.70	23.00	3.45	4.50	9002260007000
0.0295		0.75	23.00	3.38	4.50	9002260007500
0.0315		0.80	24.00	3.80	5.00	9002260008000
0.0335		0.85	24.00	3.73	5.00	9002260008500
0.0354		0.90	25.00	4.15	5.50	9002260009000
0.0374		0.95	25.00	4.08	5.50	9002260009500
0.0394		1.00	26.00	4.50	6.00	9002260010000
0.0402	#60	1.02	26.00	4.47	6.00	9002260010200
0.0413		1.05	26.00	4.43	6.00	9002260010500
0.0421	#58	1.07	28.00	5.40	7.00	9002260010700
0.0429	#57	1.09	28.00	5.37	7.00	9002260010900
0.0433		1.10	28.00	5.35	7.00	9002260011000
0.0453		1.15	28.00	5.28	7.00	9002260011500
0.0465	#56	1.18	28.00	5.23	7.00	9002260011800
0.0469	3/64	1.19	30.00	6.22	8.00	9002260011900
0.0472		1.20	30.00	6.20	8.00	9002260012000
0.0492		1.25	30.00	6.13	8.00	9002260012500
0.0512		1.30	30.00	6.05	8.00	9002260013000
0.0520	#55	1.32	30.00	6.02	8.00	9002260013200
0.0524		1.33	32.00	7.01	9.00	9002260013300
0.0531		1.35	32.00	6.98	9.00	9002260013500
0.0551	#54	1.40	32.00	6.90	9.00	9002260014000
0.0571		1.45	32.00	6.83	9.00	9002260014500
0.0591		1.50	32.00	6.75	9.00	9002260015000
0.0594	#53	1.51	34.00	7.74	10.00	9002260015100
0.0610		1.55	34.00	7.68	10.00	9002260015500
0.0626	1/16	1.59	34.00	7.62	10.00	9002260015900
0.0630		1.60	34.00	7.60	10.00	9002260016000
0.0634	#52	1.61	34.00	7.59	10.00	9002260016100
0.0650		1.65	34.00	7.53	10.00	9002260016500
0.0669	#51	1.70	34.00	7.45	10.00	9002260017000
0.0689		1.75	36.00	8.38	11.00	9002260017500
0.0701	#50	1.78	36.00	8.33	11.00	9002260017800
0.0709		1.80	36.00	8.30	11.00	9002260018000
0.0713		1.81	36.00	8.29	11.00	9002260018100
0.0728	#49	1.85	36.00	8.23	11.00	9002260018500

Diameter (d_1) inch	wire/ltr	mm	l_1 mm	t_{max} mm	l_2 mm	EDP #
0.0748		1.90	36.00	8.15	11.00	9002260019000
0.0760	#48	1.93	38.00	9.11	12.00	9002260019300
0.0768		1.95	38.00	9.08	12.00	9002260019500
0.0783	#47	1.99	38.00	9.02	12.00	9002260019900
0.0787		2.00	38.00	9.00	12.00	9002260020000
0.0807		2.05	38.00	8.93	12.00	9002260020500
0.0811	#46	2.06	38.00	8.91	12.00	9002260020600
0.0819	#45	2.08	38.00	8.88	12.00	9002260020800
0.0827		2.10	38.00	8.85	12.00	9002260021000
0.0846		2.15	40.00	9.78	13.00	9002260021500
0.0858	#44	2.18	40.00	9.73	13.00	9002260021800
0.0866		2.20	40.00	9.70	13.00	9002260022000
0.0886		2.25	40.00	9.63	13.00	9002260022500
0.0890	#43	2.26	40.00	9.61	13.00	9002260022600
0.0906		2.30	40.00	9.55	13.00	9002260023000
0.0925		2.35	40.00	9.48	13.00	9002260023500
0.0933	#42	2.37	43.00	10.45	14.00	9002260023700
0.0937	3/32	2.38	43.00	10.43	14.00	9002260023800
0.0945		2.40	43.00	10.40	14.00	9002260024000
0.0961	#41	2.44	43.00	10.34	14.00	9002260024400
0.0965		2.45	43.00	10.33	14.00	9002260024500
0.0980	#40	2.49	43.00	10.27	14.00	9002260024900
0.0984		2.50	43.00	10.25	14.00	9002260025000
0.0996	#39	2.53	43.00	10.21	14.00	9002260025300
0.1004		2.55	43.00	10.18	14.00	9002260025500
0.1016	#38	2.58	43.00	10.13	14.00	9002260025800
0.1024		2.60	43.00	10.10	14.00	9002260026000
0.1039	#37	2.64	43.00	10.04	14.00	9002260026400
0.1043		2.65	43.00	10.03	14.00	9002260026500
0.1063		2.70	46.00	11.95	16.00	9002260027000
0.1067	#36	2.71	46.00	11.94	16.00	9002260027100
0.1083		2.75	46.00	11.88	16.00	9002260027500
0.1094	7/64	2.78	46.00	11.83	16.00	9002260027800
0.1098	#35	2.79	46.00	11.82	16.00	9002260027900
0.1102		2.80	46.00	11.80	16.00	9002260028000
0.1110	#34	2.82	46.00	11.77	16.00	9002260028200
0.1122		2.85	46.00	11.73	16.00	9002260028500
0.1130	#33	2.87	46.00	11.70	16.00	9002260028700
0.1142		2.90	46.00	11.65	16.00	9002260029000
0.1161	#32	2.95	46.00	11.58	16.00	9002260029500

Stub length drills

Series no. **226**

Diameter (d_1) inch	wire/ltr	mm	l_1 mm	t_{max} mm	l_2 mm	EDP #
0.1181		3.00	46.00	11.50	16.00	9002260030000
0.1201	#31	3.05	49.00	13.43	18.00	9002260030500
0.1220		3.10	49.00	13.35	18.00	9002260031000
0.1240		3.15	49.00	13.28	18.00	9002260031500
0.1248	1/8	3.17	49.00	13.25	18.00	9002260031700
0.1260		3.20	49.00	13.20	18.00	9002260032000
0.1272		3.23	49.00	13.16	18.00	9002260032300
0.1280		3.25	49.00	13.13	18.00	9002260032500
0.1283	#30	3.26	49.00	13.11	18.00	9002260032600
0.1299		3.30	49.00	13.05	18.00	9002260033000
0.1319		3.35	49.00	12.98	18.00	9002260033500
0.1339		3.40	52.00	14.90	20.00	9002260034000
0.1358	#29	3.45	52.00	14.83	20.00	9002260034500
0.1378		3.50	52.00	14.75	20.00	9002260035000
0.1398		3.55	52.00	14.68	20.00	9002260035500
0.1417		3.60	52.00	14.60	20.00	9002260036000
0.1457		3.70	52.00	14.45	20.00	9002260037000
0.1469	#26	3.73	52.00	14.41	20.00	9002260037300
0.1476		3.75	52.00	14.38	20.00	9002260037500
0.1484		3.77	55.00	16.35	22.00	9002260037700
0.1496	#25	3.80	55.00	16.30	22.00	9002260038000
0.1512		3.84	55.00	16.24	22.00	9002260038400
0.1516		3.85	55.00	16.23	22.00	9002260038500
0.1520	#24	3.86	55.00	16.21	22.00	9002260038600
0.1535		3.90	55.00	16.15	22.00	9002260039000
0.1539	#23	3.91	55.00	16.14	22.00	9002260039100
0.1555		3.95	55.00	16.08	22.00	9002260039500
0.1563	5/32	3.97	55.00	16.05	22.00	9002260039700
0.1571	#22	3.99	55.00	16.02	22.00	9002260039900
0.1575		4.00	55.00	16.00	22.00	9002260040000
0.1591	#21	4.04	55.00	15.94	22.00	9002260040400
0.1594		4.05	55.00	15.93	22.00	9002260040500
0.1614		4.10	55.00	15.85	22.00	9002260041000
0.1634		4.15	55.00	15.78	22.00	9002260041500
0.1654		4.20	55.00	15.70	22.00	9002260042000
0.1661	#19	4.22	55.00	15.67	22.00	9002260042200
0.1673		4.25	55.00	15.63	22.00	9002260042500
0.1693	#18	4.30	58.00	17.55	24.00	9002260043000
0.1713		4.35	58.00	17.48	24.00	9002260043500
0.1720	11/64	4.37	58.00	17.45	24.00	9002260043700
0.1728	#17	4.39	58.00	17.42	24.00	9002260043900
0.1732		4.40	58.00	17.40	24.00	9002260044000
0.1752		4.45	58.00	17.33	24.00	9002260044500
0.1772	#16	4.50	58.00	17.25	24.00	9002260045000
0.1799	#15	4.57	58.00	17.15	24.00	9002260045700
0.1811		4.60	58.00	17.10	24.00	9002260046000
0.1810		4.62	58.00	17.07	24.00	9002260046200
0.1850	#13	4.70	58.00	16.95	24.00	9002260047000
0.1870		4.75	58.00	16.88	24.00	9002260047500
0.1874	3/16	4.76	62.00	18.86	26.00	9002260047600
0.1890	#12	4.80	62.00	18.80	26.00	9002260048000
0.1909	#11	4.85	62.00	18.73	26.00	9002260048500
0.1929		4.90	62.00	18.65	26.00	9002260049000
0.1937	#10	4.92	62.00	18.62	26.00	9002260049200
0.1961	#9	4.98	62.00	18.53	26.00	9002260049800
0.1969		5.00	62.00	18.50	26.00	9002260050000
0.1988		5.05	62.00	18.43	26.00	9002260050500
0.2008		5.10	62.00	18.35	26.00	9002260051000
0.2012	#7	5.11	62.00	18.34	26.00	9002260051100
0.2028		5.15	62.00	18.28	26.00	9002260051500
0.2031	13/64	5.16	62.00	18.26	26.00	9002260051600
0.2039	#6	5.18	62.00	18.23	26.00	9002260051800
0.2047		5.20	62.00	18.20	26.00	9002260052000
0.2055	#5	5.22	62.00	18.17	26.00	9002260052200
0.2067		5.25	62.00	18.13	26.00	9002260052500

Diameter (d_1) inch	wire/ltr	mm	l_1 mm	t_{max} mm	l_2 mm	EDP #
0.2087		5.30	62.00	18.05	26.00	9002260053000
0.2091	#4	5.31	66.00	20.04	28.00	9002260053100
0.2106		5.35	66.00	19.98	28.00	9002260053500
0.2126		5.40	66.00	19.90	28.00	9002260054000
0.2130	#3	5.41	66.00	19.89	28.00	9002260054100
0.2165		5.50	66.00	19.75	28.00	9002260055000
0.2189	7/32	5.56	66.00	19.66	28.00	9002260055600
0.2205		5.60	66.00	19.60	28.00	9002260056000
0.2209	#2	5.61	66.00	19.59	28.00	9002260056100
0.2224		5.65	66.00	19.53	28.00	9002260056500
0.2244		5.70	66.00	19.45	28.00	9002260057000
0.2264		5.75	66.00	19.38	28.00	9002260057500
0.2280	#1	5.79	66.00	19.32	28.00	9002260057900
0.2283		5.80	66.00	19.30	28.00	9002260058000
0.2323		5.90	66.00	19.15	28.00	9002260059000
0.2343	15/64	5.95	66.00	19.08	28.00	9002260059500
0.2362		6.00	66.00	19.00	28.00	9002260060000
0.2378	B	6.04	70.00	21.94	31.00	9002260060400
0.2402		6.10	70.00	21.85	31.00	9002260061000
0.2421	C	6.15	70.00	21.78	31.00	9002260061500
0.2441		6.20	70.00	21.70	31.00	9002260062000
0.2461	D	6.25	70.00	21.63	31.00	9002260062500
0.2480		6.30	70.00	21.55	31.00	9002260063000
0.2500	1/4 E	6.35	70.00	21.48	31.00	9002260063500
0.2520		6.40	70.00	21.40	31.00	9002260064000
0.2559		6.50	70.00	21.25	31.00	9002260065000
0.2571		6.53	70.00	21.21	31.00	9002260065300
0.2598		6.60	70.00	21.10	31.00	9002260066000
0.2610	G	6.63	70.00	21.06	31.00	9002260066300
0.2638		6.70	70.00	20.95	31.00	9002260067000
0.2657	17/64 H	6.75	74.00	23.88	34.00	9002260067500
0.2677		6.80	74.00	23.80	34.00	9002260068000
0.2717	I	6.90	74.00	23.65	34.00	9002260069000
0.2736		6.95	74.00	23.58	34.00	9002260069500
0.2756		7.00	74.00	23.50	34.00	9002260070000
0.2795		7.10	74.00	23.35	34.00	9002260071000
0.2811	9/32 K	7.14	74.00	23.29	34.00	9002260071400
0.2835		7.20	74.00	23.20	34.00	9002260072000
0.2854		7.25	74.00	23.13	34.00	9002260072500
0.2874		7.30	74.00	23.05	34.00	9002260073000
0.2902	L	7.37	74.00	22.95	34.00	9002260073700
0.2913		7.40	74.00	22.90	34.00	9002260074000
0.2949	M	7.49	74.00	22.77	34.00	9002260074900
0.2953		7.50	74.00	22.75	34.00	9002260075000
0.2969	19/64	7.54	79.00	25.69	37.00	9002260075400
0.2992		7.60	79.00	25.60	37.00	9002260076000
0.3031		7.70	79.00	25.45	37.00	9002260077000
0.3051		7.75	79.00	25.38	37.00	9002260077500
0.3071		7.80	79.00	25.30	37.00	9002260078000
0.3110		7.90	79.00	25.15	37.00	9002260079000
0.3126	5/16	7.94	79.00	25.09	37.00	9002260079400
0.3150		8.00	79.00	25.00	37.00	9002260080000
0.3161	O	8.03	79.00	24.96	37.00	9002260080300
0.3189		8.10	79.00	24.85	37.00	9002260081000
0.3228	P	8.20	79.00	24.70	37.00	9002260082000
0.3268		8.30	79.00	24.55	37.00	9002260083000
0.3307		8.40	79.00	24.40	37.00	9002260084000
0.3319	Q	8.43	79.00	24.36	37.00	9002260084300
0.3346		8.50	79.00	24.25	37.00	9002260085000
0.3386		8.60	84.00	27.10	40.00	9002260086000
0.3425		8.70	84.00	26.95	40.00	9002260087000
0.3437	11/32	8.73	84.00	26.91	40.00	9002260087300
0.3445		8.75	84.00	26.88	40.00	9002260087500
0.3465		8.80	84.00	26.80	40.00	9002260088000
0.3480	S	8.84	84.00	26.74	40.00	9002260088400

Stub length drills

Series no. **226**

Diameter (d_1) inch	wire/ltr	mm	l_1 mm	t_{max} mm	l_2 mm	EDP #
0.3504		8.90	84.00	26.65	40.00	**9002260089000**
0.3543		9.00	84.00	26.50	40.00	**9002260090000**
0.3579	T	9.09	84.00	26.37	40.00	**9002260090900**
0.3583		9.10	84.00	26.35	40.00	**9002260091000**
0.3594	23/64	9.13	84.00	26.31	40.00	**9002260091300**
0.3622		9.20	84.00	26.20	40.00	**9002260092000**
0.3677	U	9.34	84.00	25.99	40.00	**9002260093400**
0.3701		9.40	84.00	25.90	40.00	**9002260094000**
0.3740		9.50	84.00	25.75	40.00	**9002260095000**
0.3748	3/8	9.52	89.00	28.72	43.00	**9002260095200**
0.3780		9.60	89.00	28.60	43.00	**9002260096000**
0.3819		9.70	89.00	28.45	43.00	**9002260097000**
0.3839		9.75	89.00	28.38	43.00	**9002260097500**
0.3858	W	9.80	89.00	28.30	43.00	**9002260098000**
0.3898		9.90	89.00	28.15	43.00	**9002260099000**
0.3937		10.00	89.00	28.00	43.00	**9002260100000**
0.3969	X	10.08	89.00	27.88	43.00	**9002260100800**
0.3976		10.10	89.00	27.85	43.00	**9002260101000**
0.4016		10.20	89.00	27.70	43.00	**9002260102000**
0.4035		10.25	89.00	27.63	43.00	**9002260102500**
0.4055		10.30	89.00	27.55	43.00	**9002260103000**
0.4063	13/32	10.32	89.00	27.52	43.00	**9002260103200**
0.4094		10.40	89.00	27.40	43.00	**9002260104000**
0.4130	Z	10.49	89.00	27.27	43.00	**9002260104900**
0.4134		10.50	89.00	27.25	43.00	**9002260105000**
0.4173		10.60	89.00	27.10	43.00	**9002260106000**
0.4252		10.80	95.00	30.80	47.00	**9002260108000**
0.4291		10.90	95.00	30.65	47.00	**9002260109000**
0.4331		11.00	95.00	30.50	47.00	**9002260110000**
0.4370		11.10	95.00	30.35	47.00	**9002260111000**
0.4374	7/16	11.11	95.00	30.34	47.00	**9002260111100**
0.4409		11.20	95.00	30.20	47.00	**9002260112000**

Diameter (d_1) inch	wire/ltr	mm	l_1 mm	t_{max} mm	l_2 mm	EDP #
0.4429		11.25	95.00	30.13	47.00	**9002260112500**
0.4449		11.30	95.00	30.05	47.00	**9002260113000**
0.4488		11.40	95.00	29.90	47.00	**9002260114000**
0.4528		11.50	95.00	29.75	47.00	**9002260115000**
0.4531	29/64	11.51	95.00	29.74	47.00	**9002260115100**
0.4606		11.70	95.00	29.45	47.00	**9002260117000**
0.4626		11.75	95.00	29.38	47.00	**9002260117500**
0.4646		11.80	95.00	29.30	47.00	**9002260118000**
0.4724		12.00	102.00	33.00	51.00	**9002260120000**
0.4764		12.10	102.00	32.85	51.00	**9002260121000**
0.4803		12.20	102.00	32.70	51.00	**9002260122000**
0.4843	31/64	12.30	102.00	32.55	51.00	**9002260123000**
0.4882		12.40	102.00	32.40	51.00	**9002260124000**
0.4921		12.50	102.00	32.25	51.00	**9002260125000**
0.4961		12.60	102.00	32.10	51.00	**9002260126000**
0.5000	1/2	12.70	102.00	31.95	51.00	**9002260127000**
0.5118		13.00	102.00	31.50	51.00	**9002260130000**
0.5354		13.60	107.00	33.60	54.00	**9002260136000**
0.5906		15.00	111.00	33.50	56.00	**9002260150000**
0.5984		15.20	115.00	35.20	58.00	**9002260152000**
0.6181		15.70	115.00	34.45	58.00	**9002260157000**
0.6201		15.75	115.00	34.38	58.00	**9002260157500**
0.6248	5/8	15.87	115.00	34.20	58.00	**9002260158700**
0.6496		16.50	119.00	35.25	60.00	**9002260165000**
0.6693		17.00	119.00	34.50	60.00	**9002260170000**
0.7500	3/4	19.05	131.00	37.43	66.00	**9002260190500**
0.7811	25/32	19.84	131.00	36.24	66.00	**9002260198400**
1.0000	1.0000	25.40	156.00	39.90	78.00	**9002260254000**
1.0039		25.50	156.00	39.75	78.00	**9002260255000**
1.2008		30.50	174.00	41.25	87.00	**9002260305000**
1.7500	1 3/4	44.45	214.00	41.33	108.00	**9002260444500**

Stub length drills

Series no. **653**

~3xD	DIN 1897	N	118°	h8		Cyl	R
Cutting depth	Standard	Type	Point angle	Tolerance on Ø	Web Thinning	Shank form	Cutting direction

Tool material **HSS**

Surface **S**

P	Steel	●
M	Stainless steel	
K	Cast iron	●
N	Aluminum	○
S	Titanium alloys	
H	Hardened steel	

●=Optimal
○=Limited

web thinning ≥ Ø 1.000 • relieved cone • also for hand drilling machines
• for use in automatic/capstan lathes

thin materials

$t_{max} = l_2\text{-}1.5 \times d_1$

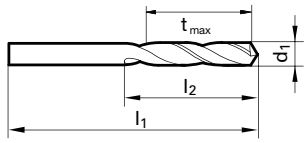

Speeds and feeds information on pg. 535

Shank diameter = cut diameter

Diameter (d1) inch	wire/ltr	mm	l1 mm	t_{max} mm	l2 mm	EDP #
0.0197		0.50	20.00	2.25	3.00	9006530005000
0.0236		0.60	21.00	2.60	3.50	9006530006000
0.0276		0.70	23.00	3.45	4.50	9006530007000
0.0295		0.75	23.00	3.38	4.50	9006530007500
0.0315		0.80	24.00	3.80	5.00	9006530008000
0.0354		0.90	25.00	4.15	5.50	9006530009000
0.0394		1.00	26.00	4.50	6.00	9006530010000
0.0402	#60	1.02	26.00	4.47	6.00	9006530010200
0.0413		1.05	26.00	4.43	6.00	9006530010500
0.0421	#58	1.07	28.00	5.40	7.00	9006530010700
0.0429	#57	1.09	28.00	5.37	7.00	9006530010900
0.0433		1.10	28.00	5.35	7.00	9006530011000
0.0437		1.11	28.00	5.34	7.00	9006530011100
0.0453		1.15	28.00	5.28	7.00	9006530011500
0.0465	#56	1.18	28.00	5.23	7.00	9006530011800
0.0469	3/64	1.19	30.00	6.22	8.00	9006530011900
0.0472		1.20	30.00	6.20	8.00	9006530012000
0.0492		1.25	30.00	6.13	8.00	9006530012500
0.0504		1.28	30.00	6.08	8.00	9006530012800
0.0512		1.30	30.00	6.05	8.00	9006530013000
0.0520	#55	1.32	30.00	6.02	8.00	9006530013200
0.0531		1.35	32.00	6.98	9.00	9006530013500
0.0551	#54	1.40	32.00	6.90	9.00	9006530014000
0.0571		1.45	32.00	6.83	9.00	9006530014500
0.0591		1.50	32.00	6.75	9.00	9006530015000
0.0594	#53	1.51	34.00	7.74	10.00	9006530015100
0.0610		1.55	34.00	7.68	10.00	9006530015500
0.0626	1/16	1.59	34.00	7.62	10.00	9006530015900
0.0630		1.60	34.00	7.60	10.00	9006530016000
0.0634	#52	1.61	34.00	7.59	10.00	9006530016100
0.0650		1.65	34.00	7.53	10.00	9006530016500
0.0669	#51	1.70	34.00	7.45	10.00	9006530017000
0.0701	#50	1.78	36.00	8.33	11.00	9006530017800
0.0709		1.80	36.00	8.30	11.00	9006530018000
0.0728	#49	1.85	36.00	8.23	11.00	9006530018500
0.0748		1.90	36.00	8.15	11.00	9006530019000
0.0760	#48	1.93	38.00	9.11	12.00	9006530019300
0.0768		1.95	38.00	9.08	12.00	9006530019500
0.0780	5/64	1.98	38.00	9.03	12.00	9006530019800
0.0783	#47	1.99	38.00	9.02	12.00	9006530019900
0.0787		2.00	38.00	9.00	12.00	9006530020000
0.0811	#46	2.06	38.00	8.91	12.00	9006530020600

Diameter (d1) inch	wire/ltr	mm	l1 mm	t_{max} mm	l2 mm	EDP #
0.0819	#45	2.08	38.00	8.88	12.00	9006530020800
0.0827		2.10	38.00	8.85	12.00	9006530021000
0.0858	#44	2.18	40.00	9.73	13.00	9006530021800
0.0866		2.20	40.00	9.70	13.00	9006530022000
0.0886		2.25	40.00	9.63	13.00	9006530022500
0.0890	#43	2.26	40.00	9.61	13.00	9006530022600
0.0906		2.30	40.00	9.55	13.00	9006530023000
0.0925		2.35	40.00	9.48	13.00	9006530023500
0.0933	#42	2.37	43.00	10.45	14.00	9006530023700
0.0937	3/32	2.38	43.00	10.43	14.00	9006530023800
0.0945		2.40	43.00	10.40	14.00	9006530024000
0.0961	#41	2.44	43.00	10.34	14.00	9006530024400
0.0965		2.45	43.00	10.33	14.00	9006530024500
0.0984		2.50	43.00	10.25	14.00	9006530025000
0.0996	#39	2.53	43.00	10.21	14.00	9006530025300
0.1004		2.55	43.00	10.18	14.00	9006530025500
0.1016	#38	2.58	43.00	10.13	14.00	9006530025800
0.1024		2.60	43.00	10.10	14.00	9006530026000
0.1039	#37	2.64	43.00	10.04	14.00	9006530026400
0.1063		2.70	46.00	11.95	16.00	9006530027000
0.1067	#36	2.71	46.00	11.94	16.00	9006530027100
0.1083		2.75	46.00	11.88	16.00	9006530027500
0.1094	7/64	2.78	46.00	11.83	16.00	9006530027800
0.1102		2.80	46.00	11.80	16.00	9006530028000
0.1130	#33	2.87	46.00	11.70	16.00	9006530028700
0.1142		2.90	46.00	11.65	16.00	9006530029000
0.1161	#32	2.95	46.00	11.58	16.00	9006530029500
0.1181		3.00	46.00	11.50	16.00	9006530030000
0.1201	#31	3.05	49.00	13.43	18.00	9006530030500
0.1220		3.10	49.00	13.35	18.00	9006530031000
0.1248	1/8	3.17	49.00	13.25	18.00	9006530031700
0.1260		3.20	49.00	13.20	18.00	9006530032000
0.1280		3.25	49.00	13.13	18.00	9006530032500
0.1283	#30	3.26	49.00	13.11	18.00	9006530032600
0.1299		3.30	49.00	13.05	18.00	9006530033000
0.1339		3.40	52.00	14.90	20.00	9006530034000
0.1358	#29	3.45	52.00	14.83	20.00	9006530034500
0.1378		3.50	52.00	14.75	20.00	9006530035000
0.1406	9/64 #28	3.57	52.00	14.65	20.00	9006530035700
0.1417		3.60	52.00	14.60	20.00	9006530036000
0.1437		3.65	52.00	14.53	20.00	9006530036500
0.1441	#27	3.66	52.00	14.51	20.00	9006530036600

Stub length drills

Series no. **653**

Diameter (d1) inch	wire/ltr	mm	l1 mm	t_{max} mm	l2 mm	EDP #
0.1457		3.70	52.00	14.45	20.00	9006530037000
0.1469	#26	3.73	52.00	14.41	20.00	9006530037300
0.1476		3.75	52.00	14.38	20.00	9006530037500
0.1496	#25	3.80	55.00	16.30	22.00	9006530038000
0.1535		3.90	55.00	16.15	22.00	9006530039000
0.1563	5/32	3.97	55.00	16.05	22.00	9006530039700
0.1571	#22	3.99	55.00	16.02	22.00	9006530039900
0.1575		4.00	55.00	16.00	22.00	9006530040000
0.1591	#21	4.04	55.00	15.94	22.00	9006530040400
0.1610	#20	4.09	55.00	15.87	22.00	9006530040900
0.1614		4.10	55.00	15.85	22.00	9006530041000
0.1634		4.15	55.00	15.78	22.00	9006530041500
0.1654		4.20	55.00	15.70	22.00	9006530042000
0.1673		4.25	55.00	15.63	22.00	9006530042500
0.1693	#18	4.30	58.00	17.55	24.00	9006530043000
0.1720	11/64	4.37	58.00	17.45	24.00	9006530043700
0.1732		4.40	58.00	17.40	24.00	9006530044000
0.1772	#16	4.50	58.00	17.25	24.00	9006530045000
0.1799	#15	4.57	58.00	17.15	24.00	9006530045700
0.1811		4.60	58.00	17.10	24.00	9006530046000
0.1819	#14	4.62	58.00	17.07	24.00	9006530046200
0.1831		4.65	58.00	17.03	24.00	9006530046500
0.1850	#13	4.70	58.00	16.95	24.00	9006530047000
0.1874	3/16	4.76	62.00	18.86	26.00	9006530047600
0.1890	#12	4.80	62.00	18.80	26.00	9006530048000
0.1909	#11	4.85	62.00	18.73	26.00	9006530048500
0.1929		4.90	62.00	18.65	26.00	9006530049000
0.1937	#10	4.92	62.00	18.62	26.00	9006530049200
0.1961	#9	4.98	62.00	18.53	26.00	9006530049800
0.1969		5.00	62.00	18.50	26.00	9006530050000
0.1988		5.05	62.00	18.43	26.00	9006530050500
0.1992	#8	5.06	62.00	18.41	26.00	9006530050600
0.2008		5.10	62.00	18.35	26.00	9006530051000
0.2012	#7	5.11	62.00	18.34	26.00	9006530051100
0.2031	13/64	5.16	62.00	18.26	26.00	9006530051600
0.2039	#6	5.18	62.00	18.23	26.00	9006530051800
0.2047		5.20	62.00	18.20	26.00	9006530052000
0.2067		5.25	62.00	18.13	26.00	9006530052500
0.2087		5.30	62.00	18.05	26.00	9006530053000
0.2091	#4	5.31	66.00	20.04	28.00	9006530053100
0.2126		5.40	66.00	19.90	28.00	9006530054000
0.2130	#3	5.41	66.00	19.89	28.00	9006530054100
0.2165		5.50	66.00	19.75	28.00	9006530055000
0.2189	7/32	5.56	66.00	19.66	28.00	9006530055600
0.2197		5.58	66.00	19.63	28.00	9006530055800
0.2205		5.60	66.00	19.60	28.00	9006530056000
0.2209	#2	5.61	66.00	19.59	28.00	9006530056100
0.2244		5.70	66.00	19.45	28.00	9006530057000
0.2264		5.75	66.00	19.38	28.00	9006530057500
0.2283		5.80	66.00	19.30	28.00	9006530058000
0.2323		5.90	66.00	19.15	28.00	9006530059000
0.2343	15/64	5.95	66.00	19.08	28.00	9006530059500
0.2362		6.00	66.00	19.00	28.00	9006530060000
0.2382		6.05	70.00	21.93	31.00	9006530060500
0.2402		6.10	70.00	21.85	31.00	9006530061000
0.2421	C	6.15	70.00	21.78	31.00	9006530061500
0.2441		6.20	70.00	21.70	31.00	9006530062000
0.2461	D	6.25	70.00	21.63	31.00	9006530062500
0.2480		6.30	70.00	21.55	31.00	9006530063000
0.2500	1/4 E	6.35	70.00	21.48	31.00	9006530063500
0.2520		6.40	70.00	21.40	31.00	9006530064000
0.2539		6.45	70.00	21.33	31.00	9006530064500
0.2559		6.50	70.00	21.25	31.00	9006530065000
0.2571	F	6.53	70.00	21.21	31.00	9006530065300
0.2598		6.60	70.00	21.10	31.00	9006530066000
0.2638		6.70	70.00	20.95	31.00	9006530067000

Diameter (d1) inch	wire/ltr	mm	l1 mm	t_{max} mm	l2 mm	EDP #
0.2657	17/64 H	6.75	74.00	23.88	34.00	9006530067500
0.2677		6.80	74.00	23.80	34.00	9006530068000
0.2717	I	6.90	74.00	23.65	34.00	9006530069000
0.2756		7.00	74.00	23.50	34.00	9006530070000
0.2795		7.10	74.00	23.35	34.00	9006530071000
0.2811	9/32 K	7.14	74.00	23.29	34.00	9006530071400
0.2835		7.20	74.00	23.20	34.00	9006530072000
0.2854		7.25	74.00	23.13	34.00	9006530072500
0.2874		7.30	74.00	23.05	34.00	9006530073000
0.2902	L	7.37	74.00	22.95	34.00	9006530073700
0.2913		7.40	74.00	22.90	34.00	9006530074000
0.2953		7.50	74.00	22.75	34.00	9006530075000
0.2969	19/64	7.54	79.00	25.69	37.00	9006530075400
0.2992		7.60	79.00	25.60	37.00	9006530076000
0.3020	N	7.67	79.00	25.50	37.00	9006530076700
0.3031		7.70	79.00	25.45	37.00	9006530077000
0.3071		7.80	79.00	25.30	37.00	9006530078000
0.3110		7.90	79.00	25.15	37.00	9006530079000
0.3126	5/16	7.94	79.00	25.09	37.00	9006530079400
0.3150		8.00	79.00	25.00	37.00	9006530080000
0.3161	O	8.03	79.00	24.96	37.00	9006530080300
0.3189		8.10	79.00	24.85	37.00	9006530081000
0.3228	P	8.20	79.00	24.70	37.00	9006530082000
0.3248		8.25	79.00	24.63	37.00	9006530082500
0.3268		8.30	79.00	24.55	37.00	9006530083000
0.3280	21/64	8.33	79.00	24.51	37.00	9006530083300
0.3307		8.40	79.00	24.40	37.00	9006530084000
0.3319	Q	8.43	79.00	24.36	37.00	9006530084300
0.3346		8.50	79.00	24.25	37.00	9006530085000
0.3366		8.55	84.00	27.18	40.00	9006530085500
0.3386		8.60	84.00	27.10	40.00	9006530086000
0.3390	R	8.61	84.00	27.09	40.00	9006530086100
0.3425		8.70	84.00	26.95	40.00	9006530087000
0.3437	11/32	8.73	84.00	26.91	40.00	9006530087300
0.3445		8.75	84.00	26.88	40.00	9006530087500
0.3465		8.80	84.00	26.80	40.00	9006530088000
0.3504		8.90	84.00	26.65	40.00	9006530089000
0.3543		9.00	84.00	26.50	40.00	9006530090000
0.3579	T	9.09	84.00	26.37	40.00	9006530090900
0.3594	23/64	9.13	84.00	26.31	40.00	9006530091300
0.3622		9.20	84.00	26.20	40.00	9006530092000
0.3642		9.25	84.00	26.13	40.00	9006530092500
0.3661		9.30	84.00	26.05	40.00	9006530093000
0.3701		9.40	84.00	25.90	40.00	9006530094000
0.3740		9.50	84.00	25.75	40.00	9006530095000
0.3748	3/8	9.52	89.00	28.72	43.00	9006530095200
0.3772	V	9.58	89.00	28.63	43.00	9006530095800
0.3819		9.70	89.00	28.45	43.00	9006530097000
0.3858	W	9.80	89.00	28.30	43.00	9006530098000
0.3898		9.90	89.00	28.15	43.00	9006530099000
0.3906	25/64	9.92	89.00	28.12	43.00	9006530099200
0.3937		10.00	89.00	28.00	43.00	9006530100000
0.3976		10.10	89.00	27.85	43.00	9006530101000
0.4016		10.20	89.00	27.70	43.00	9006530102000
0.4055		10.30	89.00	27.55	43.00	9006530103000
0.4063	13/32	10.32	89.00	27.52	43.00	9006530103200
0.4130	Z	10.49	89.00	27.27	43.00	9006530104900
0.4134		10.50	89.00	27.25	43.00	9006530105000
0.4173		10.60	89.00	27.10	43.00	9006530106000
0.4220	27/64	10.72	95.00	30.92	47.00	9006530107200
0.4232		10.75	95.00	30.88	47.00	9006530107500
0.4252		10.80	95.00	30.80	47.00	9006530108000
0.4331		11.00	95.00	30.50	47.00	9006530110000
0.4374	7/16	11.11	95.00	30.34	47.00	9006530111100
0.4409		11.20	95.00	30.20	47.00	9006530112000
0.4449		11.30	95.00	30.05	47.00	9006530113000

Stub length drills

Series no. **653**

Diameter (d1) inch	wire/ltr	mm	l1 mm	t_{max} mm	l2 mm	EDP #
0.4488		11.40	95.00	29.90	47.00	**9006530114000**
0.4528		11.50	95.00	29.75	47.00	**9006530115000**
0.4531	29/64	11.51	95.00	29.74	47.00	**9006530115100**
0.4646		11.80	95.00	29.30	47.00	**9006530118000**
0.4689	15/32	11.91	102.00	33.14	51.00	**9006530119100**
0.4724		12.00	102.00	33.00	51.00	**9006530120000**
0.4764		12.10	102.00	32.85	51.00	**9006530121000**
0.4803		12.20	102.00	32.70	51.00	**9006530122000**
0.4843	31/64	12.30	102.00	32.55	51.00	**9006530123000**
0.4921		12.50	102.00	32.25	51.00	**9006530125000**
0.5000	1/2	12.70	102.00	31.95	51.00	**9006530127000**
0.5039		12.80	102.00	31.80	51.00	**9006530128000**
0.5118		13.00	102.00	31.50	51.00	**9006530130000**
0.5157	33/64	13.10	102.00	31.35	51.00	**9006530131000**
0.5311	17/32	13.49	107.00	33.77	54.00	**9006530134900**
0.5315		13.50	107.00	33.75	54.00	**9006530135000**
0.5433		13.80	107.00	33.30	54.00	**9006530138000**
0.5469	35/64	13.89	107.00	33.17	54.00	**9006530138900**
0.5512		14.00	107.00	33.00	54.00	**9006530140000**
0.5626	9/16	14.29	111.00	34.57	56.00	**9006530142900**
0.5709		14.50	111.00	34.25	56.00	**9006530145000**
0.5827		14.80	111.00	33.80	56.00	**9006530148000**
0.5906		15.00	111.00	33.50	56.00	**9006530150000**
0.5937	19/32	15.08	115.00	35.38	58.00	**9006530150800**
0.6024		15.30	115.00	35.05	58.00	**9006530153000**
0.6102		15.50	115.00	34.75	58.00	**9006530155000**
0.6220		15.80	115.00	34.30	58.00	**9006530158000**
0.6248	5/8	15.87	115.00	34.20	58.00	**9006530158700**
0.6299		16.00	115.00	34.00	58.00	**9006530160000**
0.6406	41/64	16.27	119.00	35.60	60.00	**9006530162700**

Diameter (d1) inch	wire/ltr	mm	l1 mm	t_{max} mm	l2 mm	EDP #
0.6496		16.50	119.00	35.25	60.00	**9006530165000**
0.6563	21/32	16.67	119.00	35.00	60.00	**9006530166700**
0.6693		17.00	119.00	34.50	60.00	**9006530170000**
0.6874	11/16	17.46	123.00	35.81	62.00	**9006530174600**
0.6890		17.50	123.00	35.75	62.00	**9006530175000**
0.7031	45/64	17.86	123.00	35.21	62.00	**9006530178600**
0.7087		18.00	123.00	35.00	62.00	**9006530180000**
0.7185		18.25	127.00	36.63	64.00	**9006530182500**
0.7189	23/32	18.26	127.00	36.61	64.00	**9006530182600**
0.7283		18.50	127.00	36.25	64.00	**9006530185000**
0.7343	47/64	18.65	127.00	36.03	64.00	**9006530186500**
0.7480		19.00	127.00	35.50	64.00	**9006530190000**
0.7500	3/4	19.05	131.00	37.43	66.00	**9006530190500**
0.7677		19.50	131.00	36.75	66.00	**9006530195000**
0.7874		20.00	131.00	36.00	66.00	**9006530200000**
0.8071		20.50	136.00	37.25	68.00	**9006530205000**
0.8126	13/16	20.64	136.00	37.04	68.00	**9006530206400**
0.8268		21.00	136.00	36.50	68.00	**9006530210000**
0.8465		21.50	141.00	37.75	70.00	**9006530215000**
0.8661		22.00	141.00	37.00	70.00	**9006530220000**
0.8858		22.50	146.00	38.25	72.00	**9006530225000**
0.8906	57/64	22.62	146.00	38.07	72.00	**9006530226200**
0.9055		23.00	146.00	37.50	72.00	**9006530230000**
0.9220	59/64	23.42	146.00	36.87	72.00	**9006530234200**
0.9449		24.00	151.00	39.00	75.00	**9006530240000**
0.9646		24.50	151.00	38.25	75.00	**9006530245000**
0.9843	63/64	25.00	151.00	37.50	75.00	**9006530250000**
1.0000	1.0000	25.40	156.00	39.90	78.00	**9006530254000**
1.1220		28.50	168.00	41.25	84.00	**9006530285000**

Stub length drills

Series no. **224**

~3xD	DIN 1897	H	118°	h8		Cyl	R
Cutting depth	Standard	Type	Point angle	Tolerance on Ø	Web Thinning	Shank form	Cutting direction

Tool material: **HSS**

Surface: ◯

P	Steel	
M	Stainless steel	
K	Cast iron	
N	Aluminum	●
S	Titanium alloys	
H	Hardened steel	

●=Optimal
○=Limited

web thinning ≥ Ø 14.500 • relieved cone

hard and crumbly materials • brass, magnesium alloys • bronze, phosphor bronze • slate, mica, pertinax

$t_{max} = l_2 - 1.5 \times d_1$

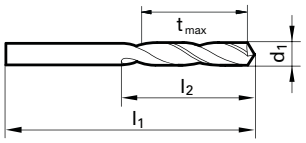

Speeds and feeds information on pg. 499

Shank diameter = cut diameter

Diameter (d_1) inch	wire/ltr	mm	d_2 h_6 mm	l_1 mm	t_{max} mm	l_2 mm	EDP #
0.0354		0.90	0.90	25.00	4.15	5.50	9002240009000
0.0394		1.00	1.00	26.00	4.50	6.00	9002240010000
0.0433		1.10	1.10	28.00	5.35	7.00	9002240011000
0.0472		1.20	1.20	30.00	6.20	8.00	9002240012000
0.0512		1.30	1.30	30.00	6.05	8.00	9002240013000
0.0551	#54	1.40	1.40	32.00	6.90	9.00	9002240014000
0.0591		1.50	1.50	32.00	6.75	9.00	9002240015000
0.0610		1.55	1.55	34.00	7.68	10.00	9002240015500
0.0626	1/16	1.59	1.59	34.00	7.62	10.00	9002240015900
0.0630		1.60	1.60	34.00	7.60	10.00	9002240016000
0.0669	#51	1.70	1.70	34.00	7.45	10.00	9002240017000
0.0701	#50	1.78	1.78	36.00	8.33	11.00	9002240017800
0.0709		1.80	1.80	36.00	8.30	11.00	9002240018000
0.0748		1.90	1.90	36.00	8.15	11.00	9002240019000
0.0780	5/64	1.98	1.98	38.00	9.03	12.00	9002240019800
0.0787		2.00	2.00	38.00	9.00	12.00	9002240020000
0.0827		2.10	2.10	38.00	8.85	12.00	9002240021000
0.0866		2.20	2.20	40.00	9.70	13.00	9002240022000
0.0906		2.30	2.30	40.00	9.55	13.00	9002240023000
0.0937	3/32	2.38	2.38	43.00	10.43	14.00	9002240023800
0.0945		2.40	2.40	43.00	10.40	14.00	9002240024000
0.0965		2.45	2.45	43.00	10.33	14.00	9002240024500
0.0984		2.50	2.50	43.00	10.25	14.00	9002240025000
0.1004		2.55	2.55	43.00	10.18	14.00	9002240025500
0.1024		2.60	2.60	43.00	10.10	14.00	9002240026000
0.1043		2.65	2.65	43.00	10.03	14.00	9002240026500
0.1063		2.70	2.70	46.00	11.95	16.00	9002240027000
0.1094	7/64	2.78	2.78	46.00	11.83	16.00	9002240027800
0.1102		2.80	2.80	46.00	11.80	16.00	9002240028000
0.1142		2.90	2.90	46.00	11.65	16.00	9002240029000
0.1161	#32	2.95	2.95	46.00	11.58	16.00	9002240029500
0.1181		3.00	3.00	46.00	11.50	16.00	9002240030000
0.1220		3.10	3.10	49.00	13.35	18.00	9002240031000
0.1248	1/8	3.17	3.17	49.00	13.25	18.00	9002240031700
0.1260		3.20	3.20	49.00	13.20	18.00	9002240032000
0.1299		3.30	3.30	49.00	13.05	18.00	9002240033000
0.1319		3.35	3.35	49.00	12.98	18.00	9002240033500
0.1339		3.40	3.40	52.00	14.90	20.00	9002240034000
0.1378		3.50	3.50	52.00	14.75	20.00	9002240035000
0.1406	9/64	#28 3.57	3.57	52.00	14.65	20.00	9002240035700

Diameter (d_1) inch	wire/ltr	mm	d_2 h_6 mm	l_1 mm	t_{max} mm	l_2 mm	EDP #
0.1417		3.60	3.60	52.00	14.60	20.00	9002240036000
0.1457		3.70	3.70	52.00	14.45	20.00	9002240037000
0.1496	#25	3.80	3.80	55.00	16.30	22.00	9002240038000
0.1516		3.85	3.85	55.00	16.23	22.00	9002240038500
0.1535		3.90	3.90	55.00	16.15	22.00	9002240039000
0.1563	5/32	3.97	3.97	55.00	16.05	22.00	9002240039700
0.1575		4.00	4.00	55.00	16.00	22.00	9002240040000
0.1614		4.10	4.10	55.00	15.85	22.00	9002240041000
0.1654		4.20	4.20	55.00	15.70	22.00	9002240042000
0.1693	#18	4.30	4.30	58.00	17.55	24.00	9002240043000
0.1720	11/64	4.37	4.37	58.00	17.45	24.00	9002240043700
0.1732		4.40	4.40	58.00	17.40	24.00	9002240044000
0.1772	#16	4.50	4.50	58.00	17.25	24.00	9002240045000
0.1811		4.60	4.60	58.00	17.10	24.00	9002240046000
0.1850	#13	4.70	4.70	58.00	16.95	24.00	9002240047000
0.1874	3/16	4.76	4.76	62.00	18.86	26.00	9002240047600
0.1890	#12	4.80	4.80	62.00	18.80	26.00	9002240048000
0.1929		4.90	4.90	62.00	18.65	26.00	9002240049000
0.1969		5.00	5.00	62.00	18.50	26.00	9002240050000
0.2008		5.10	5.10	62.00	18.35	26.00	9002240051000
0.2031	13/64	5.16	5.16	62.00	18.26	26.00	9002240051600
0.2047		5.20	5.20	62.00	18.20	26.00	9002240052000
0.2087		5.30	5.30	62.00	18.05	26.00	9002240053000
0.2126		5.40	5.40	66.00	19.90	28.00	9002240054000
0.2165		5.50	5.50	66.00	19.75	28.00	9002240055000
0.2189	7/32	5.56	5.56	66.00	19.66	28.00	9002240055600
0.2205		5.60	5.60	66.00	19.60	28.00	9002240056000
0.2244		5.70	5.70	66.00	19.45	28.00	9002240057000
0.2283		5.80	5.80	66.00	19.30	28.00	9002240058000
0.2323		5.90	5.90	66.00	19.15	28.00	9002240059000
0.2343	15/64	5.95	5.95	66.00	19.08	28.00	9002240059500
0.2362		6.00	6.00	66.00	19.00	28.00	9002240060000
0.2441		6.20	6.20	70.00	21.70	31.00	9002240062000
0.2480		6.30	6.30	70.00	21.55	31.00	9002240063000
0.2500	1/4	E 6.35	6.35	70.00	21.48	31.00	9002240063500
0.2520		6.40	6.40	70.00	21.40	31.00	9002240064000
0.2559		6.50	6.50	70.00	21.25	31.00	9002240065000
0.2598		6.60	6.60	70.00	21.10	31.00	9002240066000
0.2657	17/64	H 6.75	6.75	74.00	23.88	34.00	9002240067500
0.2677		6.80	6.80	74.00	23.80	34.00	9002240068000

Stub length drills

Series no. **224**

Diameter (d_1) inch	wire/ltr	mm	d_2 h_6 mm	l_1 mm	t_{max} mm	l_2 mm	EDP #
0.2756		7.00	7.00	74.00	23.50	34.00	**9002240070000**
0.2811	9/32 K	7.14	7.14	74.00	23.29	34.00	**9002240071400**
0.2854		7.25	7.25	74.00	23.13	34.00	**9002240072500**
0.2953		7.50	7.50	74.00	22.75	34.00	**9002240075000**
0.3126	5/16	7.94	7.94	79.00	25.09	37.00	**9002240079400**
0.3150		8.00	8.00	79.00	25.00	37.00	**9002240080000**
0.3161	O	8.03	8.03	79.00	24.96	37.00	**9002240080300**
0.3189		8.10	8.10	79.00	24.85	37.00	**9002240081000**
0.3280	21/64	8.33	8.33	79.00	24.51	37.00	**9002240083300**
0.3346		8.50	8.50	79.00	24.25	37.00	**9002240085000**
0.3543		9.00	9.00	84.00	26.50	40.00	**9002240090000**
0.3740		9.50	9.50	84.00	25.75	40.00	**9002240095000**
0.3748	3/8	9.52	9.52	89.00	28.72	43.00	**9002240095200**
0.3858	W	9.80	9.80	89.00	28.30	43.00	**9002240098000**
0.3906	25/64	9.92	9.92	89.00	28.12	43.00	**9002240099200**
0.3937		10.00	10.00	89.00	28.00	43.00	**9002240100000**
0.4016		10.20	10.20	89.00	27.70	43.00	**9002240102000**
0.4063	13/32	10.32	10.32	89.00	27.52	43.00	**9002240103200**
0.4134		10.50	10.50	89.00	27.25	43.00	**9002240105000**
0.4220	27/64	10.72	10.72	95.00	30.92	47.00	**9002240107200**

Diameter (d_1) inch	wire/ltr	mm	d_2 h_6 mm	l_1 mm	t_{max} mm	l_2 mm	EDP #
0.4331		11.00	11.00	95.00	30.50	47.00	**9002240110000**
0.4374	7/16	11.11	11.11	95.00	30.34	47.00	**9002240111100**
0.4528		11.50	11.50	95.00	29.75	47.00	**9002240115000**
0.4689	15/32	11.91	11.91	102.00	33.14	51.00	**9002240119100**
0.4724		12.00	12.00	102.00	33.00	51.00	**9002240120000**
0.4843	31/64	12.30	12.30	102.00	32.55	51.00	**9002240123000**
0.4921		12.50	12.50	102.00	32.25	51.00	**9002240125000**
0.5000	1/2	12.70	12.70	102.00	31.95	51.00	**9002240127000**
0.5118		13.00	13.00	102.00	31.50	51.00	**9002240130000**
0.5315		13.50	13.50	107.00	33.75	54.00	**9002240135000**
0.5512		14.00	14.00	107.00	33.00	54.00	**9002240140000**
0.5906		15.00	15.00	111.00	33.50	56.00	**9002240150000**
0.6299		16.00	16.00	115.00	34.00	58.00	**9002240160000**
0.6693		17.00	17.00	119.00	34.50	60.00	**9002240170000**
0.7087		18.00	18.00	123.00	35.00	62.00	**9002240180000**
0.7480		19.00	19.00	127.00	35.50	64.00	**9002240190000**
0.7874		20.00	20.00	131.00	36.00	66.00	**9002240200000**
0.8268		21.00	21.00	136.00	36.50	68.00	**9002240210000**
0.8661		22.00	22.00	141.00	37.00	70.00	**9002240220000**

Stub length drills

Series no. **225**

~3xD	DIN 1897	W	130°	h8		Cyl	R
Cutting depth	Standard	Type	Point angle	Tolerance on Ø	Web Thinning	Shank form	Cutting direction

Tool material **HSS**

Surface ◯

P	Steel	
M	Stainless steel	
K	Cast iron	
N	Aluminum	●
S	Titanium alloys	
H	Hardened steel	

●=Optimal
○=Limited

web thinning ≥ Ø 2.380 • relieved cone

soft, long chipping materials • aluminum, Al-alloys (long-chipping) • zinc, refined copper, silumin, Elektron • soft synthetic materials, wood

$t_{max} = l_2\text{-}1.5 \times d_1$

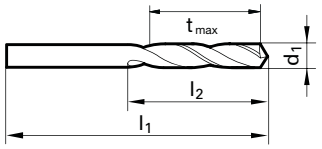

Speeds and feeds information on pg. 500

Shank diameter = cut diameter

Diameter (d_1) inch	wire/ltr	mm	l_1 mm	t_{max} mm	l_2 mm	EDP #
0.0394		1.00	26.00	4.50	6.00	9002250010000
0.0433		1.10	28.00	5.35	7.00	9002250011000
0.0469	3/64	1.19	30.00	6.22	8.00	9002250011900
0.0472		1.20	30.00	6.20	8.00	9002250012000
0.0512		1.30	30.00	6.05	8.00	9002250013000
0.0551	#54	1.40	32.00	6.90	9.00	9002250014000
0.0591		1.50	32.00	6.75	9.00	9002250015000
0.0626	1/16	1.59	34.00	7.62	10.00	9002250015900
0.0630		1.60	34.00	7.60	10.00	9002250016000
0.0669	#51	1.70	34.00	7.45	10.00	9002250017000
0.0709		1.80	36.00	8.30	11.00	9002250018000
0.0748		1.90	36.00	8.15	11.00	9002250019000
0.0780	5/64	1.98	38.00	9.03	12.00	9002250019800
0.0787		2.00	38.00	9.00	12.00	9002250020000
0.0827		2.10	38.00	8.85	12.00	9002250021000
0.0866		2.20	40.00	9.70	13.00	9002250022000
0.0886		2.25	40.00	9.63	13.00	9002250022500
0.0906		2.30	40.00	9.55	13.00	9002250023000
0.0937	3/32	2.38	43.00	10.43	14.00	9002250023800
0.0945		2.40	43.00	10.40	14.00	9002250024000
0.0984		2.50	43.00	10.25	14.00	9002250025000
0.1024		2.60	43.00	10.10	14.00	9002250026000
0.1063		2.70	46.00	11.95	16.00	9002250027000
0.1067	#36	2.71	46.00	11.94	16.00	9002250027100
0.1083		2.75	46.00	11.88	16.00	9002250027500
0.1094	7/64	2.78	46.00	11.83	16.00	9002250027800
0.1102		2.80	46.00	11.80	16.00	9002250028000
0.1142		2.90	46.00	11.65	16.00	9002250029000
0.1181		3.00	46.00	11.50	16.00	9002250030000
0.1201	#31	3.05	49.00	13.43	18.00	9002250030500
0.1220		3.10	49.00	13.35	18.00	9002250031000
0.1248	1/8	3.17	49.00	13.25	18.00	9002250031700
0.1260		3.20	49.00	13.20	18.00	9002250032000
0.1299		3.30	49.00	13.05	18.00	9002250033000
0.1339		3.40	52.00	14.90	20.00	9002250034000
0.1378		3.50	52.00	14.75	20.00	9002250035000
0.1417		3.60	52.00	14.60	20.00	9002250036000
0.1457		3.70	52.00	14.45	20.00	9002250037000
0.1496	#25	3.80	55.00	16.30	22.00	9002250038000
0.1535		3.90	55.00	16.15	22.00	9002250039000
0.1563	5/32	3.97	55.00	16.05	22.00	9002250039700

Diameter (d_1) inch	wire/ltr	mm	l_1 mm	t_{max} mm	l_2 mm	EDP #
0.1575		4.00	55.00	16.00	22.00	9002250040000
0.1614		4.10	55.00	15.85	22.00	9002250041000
0.1654		4.20	55.00	15.70	22.00	9002250042000
0.1693	#18	4.30	58.00	17.55	24.00	9002250043000
0.1720	11/64	4.37	58.00	17.45	24.00	9002250043700
0.1732		4.40	58.00	17.40	24.00	9002250044000
0.1772	#16	4.50	58.00	17.25	24.00	9002250045000
0.1811		4.60	58.00	17.10	24.00	9002250046000
0.1850	#13	4.70	58.00	16.95	24.00	9002250047000
0.1874	3/16	4.76	62.00	18.86	26.00	9002250047600
0.1890	#12	4.80	62.00	18.80	26.00	9002250048000
0.1929		4.90	62.00	18.65	26.00	9002250049000
0.1969		5.00	62.00	18.50	26.00	9002250050000
0.2008		5.10	62.00	18.35	26.00	9002250051000
0.2031	13/64	5.16	62.00	18.26	26.00	9002250051600
0.2047		5.20	62.00	18.20	26.00	9002250052000
0.2067		5.25	62.00	18.13	26.00	9002250052500
0.2087		5.30	62.00	18.05	26.00	9002250053000
0.2126		5.40	66.00	19.90	28.00	9002250054000
0.2165		5.50	66.00	19.75	28.00	9002250055000
0.2189	7/32	5.56	66.00	19.66	28.00	9002250055600
0.2205		5.60	66.00	19.60	28.00	9002250056000
0.2244		5.70	66.00	19.45	28.00	9002250057000
0.2283		5.80	66.00	19.30	28.00	9002250058000
0.2323		5.90	66.00	19.15	28.00	9002250059000
0.2343	15/64	5.95	66.00	19.08	28.00	9002250059500
0.2362		6.00	66.00	19.00	28.00	9002250060000
0.2402		6.10	70.00	21.85	31.00	9002250061000
0.2441		6.20	70.00	21.70	31.00	9002250062000
0.2480		6.30	70.00	21.55	31.00	9002250063000
0.2500	1/4 E	6.35	70.00	21.48	31.00	9002250063500
0.2520		6.40	70.00	21.40	31.00	9002250064000
0.2559		6.50	70.00	21.25	31.00	9002250065000
0.2571		6.53	70.00	21.21	31.00	9002250065300
0.2598		6.60	70.00	21.10	31.00	9002250066000
0.2657	17/64 H	6.75	74.00	23.88	34.00	9002250067500
0.2677		6.80	74.00	23.80	34.00	9002250068000
0.2717	I	6.90	74.00	23.65	34.00	9002250069000
0.2756		7.00	74.00	23.50	34.00	9002250070000
0.2795		7.10	74.00	23.35	34.00	9002250071000
0.2811	9/32 K	7.14	74.00	23.29	34.00	9002250071400

Stub length drills

Series no. **225**

Diameter (d_1) inch	wire/ltr	mm	l_1 mm	t_{max} mm	l_2 mm	EDP #
0.2874		7.30	74.00	23.05	34.00	**9002250073000**
0.2953		7.50	74.00	22.75	34.00	**9002250075000**
0.2992		7.60	79.00	25.60	37.00	**9002250076000**
0.3071		7.80	79.00	25.30	37.00	**9002250078000**
0.3126	5/16	7.94	79.00	25.09	37.00	**9002250079400**
0.3150		8.00	79.00	25.00	37.00	**9002250080000**
0.3189		8.10	79.00	24.85	37.00	**9002250081000**
0.3228	P	8.20	79.00	24.70	37.00	**9002250082000**
0.3268		8.30	79.00	24.55	37.00	**9002250083000**
0.3280	21/64	8.33	79.00	24.51	37.00	**9002250083300**
0.3307		8.40	79.00	24.40	37.00	**9002250084000**
0.3346		8.50	79.00	24.25	37.00	**9002250085000**
0.3386		8.60	84.00	27.10	40.00	**9002250086000**
0.3425		8.70	84.00	26.95	40.00	**9002250087000**
0.3543		9.00	84.00	26.50	40.00	**9002250090000**
0.3701		9.40	84.00	25.90	40.00	**9002250094000**
0.3740		9.50	84.00	25.75	40.00	**9002250095000**
0.3748	3/8	9.52	89.00	28.72	43.00	**9002250095200**
0.3858	W	9.80	89.00	28.30	43.00	**9002250098000**
0.3937		10.00	89.00	28.00	43.00	**9002250100000**
0.4016		10.20	89.00	27.70	43.00	**9002250102000**

Diameter (d_1) inch	wire/ltr	mm	l_1 mm	t_{max} mm	l_2 mm	EDP #
0.4134		10.50	89.00	27.25	43.00	**9002250105000**
0.4331		11.00	95.00	30.50	47.00	**9002250110000**
0.4374	7/16	11.11	95.00	30.34	47.00	**9002250111100**
0.4528		11.50	95.00	29.75	47.00	**9002250115000**
0.4646		11.80	95.00	29.30	47.00	**9002250118000**
0.4689	15/32	11.91	102.00	33.14	51.00	**9002250119100**
0.4724		12.00	102.00	33.00	51.00	**9002250120000**
0.4921		12.50	102.00	32.25	51.00	**9002250125000**
0.5000	1/2	12.70	102.00	31.95	51.00	**9002250127000**
0.5039		12.80	102.00	31.80	51.00	**9002250128000**
0.5118		13.00	102.00	31.50	51.00	**9002250130000**
0.5512		14.00	107.00	33.00	54.00	**9002250140000**
0.5709		14.50	111.00	34.25	56.00	**9002250145000**
0.5906		15.00	111.00	33.50	56.00	**9002250150000**
0.6299		16.00	115.00	34.00	58.00	**9002250160000**
0.6693		17.00	119.00	34.50	60.00	**9002250170000**
0.6890		17.50	123.00	35.75	62.00	**9002250175000**
0.7087		18.00	123.00	35.00	62.00	**9002250180000**
0.7480		19.00	127.00	35.50	64.00	**9002250190000**
0.7874		20.00	131.00	36.00	66.00	**9002250200000**

Stub length drills

Series no. **552**

~3xD	DIN 1897	GT 80	130°	h8		Cyl	R
Cutting depth	Standard	Type	Point angle	Tolerance on Ø	Web Thinning	Shank form	Cutting direction

Tool material: **HSS**

Surface:

P	Steel	●
M	Stainless steel	○
K	Cast iron	○
N	Aluminum	●
S	Titanium alloys	
H	Hardened steel	

●=Optimal
○=Limited

web thinning ≥ Ø 1.000 • relieved cone • for higher tensile steels • bright
< 2.36 mm

free-cutting steels • acid resist./stainless steels • case hardening/heat treatable steels up to 800 N/mm² • short/medium chip length Al/Cu-alloys

$t_{max} = l_2\text{-}1.5 \times d_1$

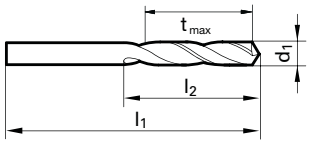

Speeds and feeds information on pg. 520

Shank diameter = cut diameter

Diameter (d_1) inch	wire/ltr	mm	l_1 mm	t_{max} mm	l_2 mm	EDP #
0.0394		1.00	26.00	4.50	6.00	9005520010000
0.0402	#60	1.02	26.00	4.47	6.00	9005520010200
0.0409	#59	1.04	26.00	4.44	6.00	9005520010400
0.0413		1.05	26.00	4.43	6.00	9005520010500
0.0421	#58	1.07	28.00	5.40	7.00	9005520010700
0.0429	#57	1.09	28.00	5.37	7.00	9005520010900
0.0433		1.10	28.00	5.35	7.00	9005520011000
0.0453		1.15	28.00	5.28	7.00	9005520011500
0.0465	#56	1.18	28.00	5.23	7.00	9005520011800
0.0469	3/64	1.19	30.00	6.22	8.00	9005520011900
0.0472		1.20	30.00	6.20	8.00	9005520012000
0.0492		1.25	30.00	6.13	8.00	9005520012500
0.0512		1.30	30.00	6.05	8.00	9005520013000
0.0520	#55	1.32	30.00	6.02	8.00	9005520013200
0.0531		1.35	32.00	6.98	9.00	9005520013500
0.0551	#54	1.40	32.00	6.90	9.00	9005520014000
0.0571		1.45	32.00	6.83	9.00	9005520014500
0.0591		1.50	32.00	6.75	9.00	9005520015000
0.0594	#53	1.51	34.00	7.74	10.00	9005520015100
0.0602		1.53	34.00	7.71	10.00	9005520015300
0.0610		1.55	34.00	7.68	10.00	9005520015500
0.0626	1/16	1.59	34.00	7.62	10.00	9005520015900
0.0630		1.60	34.00	7.60	10.00	9005520016000
0.0634	#52	1.61	34.00	7.59	10.00	9005520016100
0.0650		1.65	34.00	7.53	10.00	9005520016500
0.0669	#51	1.70	34.00	7.45	10.00	9005520017000
0.0681		1.73	36.00	8.41	11.00	9005520017300
0.0689		1.75	36.00	8.38	11.00	9005520017500
0.0701	#50	1.78	36.00	8.33	11.00	9005520017800
0.0709		1.80	36.00	8.30	11.00	9005520018000
0.0717		1.82	36.00	8.27	11.00	9005520018200
0.0728	#49	1.85	36.00	8.23	11.00	9005520018500
0.0748		1.90	36.00	8.15	11.00	9005520019000
0.0760	#48	1.93	38.00	9.11	12.00	9005520019300
0.0768		1.95	38.00	9.08	12.00	9005520019500
0.0780	5/64	1.98	38.00	9.03	12.00	9005520019800
0.0783	#47	1.99	38.00	9.02	12.00	9005520019900
0.0787		2.00	38.00	9.00	12.00	9005520020000
0.0807		2.05	38.00	8.93	12.00	9005520020500
0.0811	#46	2.06	38.00	8.91	12.00	9005520020600
0.0819	#45	2.08	38.00	8.88	12.00	9005520020800

Diameter (d_1) inch	wire/ltr	mm	l_1 mm	t_{max} mm	l_2 mm	EDP #
0.0827		2.10	38.00	8.85	12.00	9005520021000
0.0839		2.13	40.00	9.81	13.00	9005520021300
0.0846		2.15	40.00	9.78	13.00	9005520021500
0.0858	#44	2.18	40.00	9.73	13.00	9005520021800
0.0866		2.20	40.00	9.70	13.00	9005520022000
0.0886		2.25	40.00	9.63	13.00	9005520022500
0.0890	#43	2.26	40.00	9.61	13.00	9005520022600
0.0906		2.30	40.00	9.55	13.00	9005520023000
0.0913		2.32	40.00	9.52	13.00	9005520023200
0.0925		2.35	40.00	9.48	13.00	9005520023500
0.0933	#42	2.37	43.00	10.45	14.00	9005520023700
0.0937	3/32	2.38	43.00	10.43	14.00	9005520023800
0.0945		2.40	43.00	10.40	14.00	9005520024000
0.0961	#41	2.44	43.00	10.34	14.00	9005520024400
0.0965		2.45	43.00	10.33	14.00	9005520024500
0.0980	#40	2.49	43.00	10.27	14.00	9005520024900
0.0984		2.50	43.00	10.25	14.00	9005520025000
0.0996	#39	2.53	43.00	10.21	14.00	9005520025300
0.1004		2.55	43.00	10.18	14.00	9005520025500
0.1016	#38	2.58	43.00	10.13	14.00	9005520025800
0.1024		2.60	43.00	10.10	14.00	9005520026000
0.1039	#37	2.64	43.00	10.04	14.00	9005520026400
0.1043		2.65	43.00	10.03	14.00	9005520026500
0.1063		2.70	46.00	11.95	16.00	9005520027000
0.1067	#36	2.71	46.00	11.94	16.00	9005520027100
0.1083		2.75	46.00	11.88	16.00	9005520027500
0.1094	7/64	2.78	46.00	11.83	16.00	9005520027800
0.1098	#35	2.79	46.00	11.82	16.00	9005520027900
0.1102		2.80	46.00	11.80	16.00	9005520028000
0.1110	#34	2.82	46.00	11.77	16.00	9005520028200
0.1130	#33	2.87	46.00	11.70	16.00	9005520028700
0.1142		2.90	46.00	11.65	16.00	9005520029000
0.1161	#32	2.95	46.00	11.58	16.00	9005520029500
0.1181		3.00	46.00	11.50	16.00	9005520030000
0.1201	#31	3.05	49.00	13.43	18.00	9005520030500
0.1220		3.10	49.00	13.35	18.00	9005520031000
0.1240		3.15	49.00	13.28	18.00	9005520031500
0.1248	1/8	3.17	49.00	13.25	18.00	9005520031700
0.1260		3.20	49.00	13.20	18.00	9005520032000
0.1280		3.25	49.00	13.13	18.00	9005520032500
0.1283	#30	3.26	49.00	13.11	18.00	9005520032600

Stub length drills

Series no. **552**

Diameter (d_1) inch	wire/ltr	mm	l_1 mm	t_{max} mm	l_2 mm	EDP #
0.1299		3.30	49.00	13.05	18.00	9005520033000
0.1319		3.35	49.00	12.98	18.00	9005520033500
0.1339		3.40	52.00	14.90	20.00	9005520034000
0.1358	#29	3.45	52.00	14.83	20.00	9005520034500
0.1378		3.50	52.00	14.75	20.00	9005520035000
0.1398		3.55	52.00	14.68	20.00	9005520035500
0.1406	9/64 #28	3.57	52.00	14.65	20.00	9005520035700
0.1417		3.60	52.00	14.60	20.00	9005520036000
0.1437		3.65	52.00	14.53	20.00	9005520036500
0.1441	#27	3.66	52.00	14.51	20.00	9005520036600
0.1457		3.70	52.00	14.45	20.00	9005520037000
0.1469	#26	3.73	52.00	14.41	20.00	9005520037300
0.1476		3.75	52.00	14.38	20.00	9005520037500
0.1496	#25	3.80	55.00	16.30	22.00	9005520038000
0.1520	#24	3.86	55.00	16.21	22.00	9005520038600
0.1535		3.90	55.00	16.15	22.00	9005520039000
0.1539	#23	3.91	55.00	16.14	22.00	9005520039100
0.1555		3.95	55.00	16.08	22.00	9005520039500
0.1563	5/32	3.97	55.00	16.05	22.00	9005520039700
0.1571	#22	3.99	55.00	16.02	22.00	9005520039900
0.1575		4.00	55.00	16.00	22.00	9005520040000
0.1591	#21	4.04	55.00	15.94	22.00	9005520040400
0.1594		4.05	55.00	15.93	22.00	9005520040500
0.1610	#20	4.09	55.00	15.87	22.00	9005520040900
0.1614		4.10	55.00	15.85	22.00	9005520041000
0.1634		4.15	55.00	15.78	22.00	9005520041500
0.1654		4.20	55.00	15.70	22.00	9005520042000
0.1661	#19	4.22	55.00	15.67	22.00	9005520042200
0.1673		4.25	55.00	15.63	22.00	9005520042500
0.1693	#18	4.30	58.00	17.55	24.00	9005520043000
0.1713		4.35	58.00	17.48	24.00	9005520043500
0.1720	11/64	4.37	58.00	17.45	24.00	9005520043700
0.1728	#17	4.39	58.00	17.42	24.00	9005520043900
0.1732		4.40	58.00	17.40	24.00	9005520044000
0.1752		4.45	58.00	17.33	24.00	9005520044500
0.1772	#16	4.50	58.00	17.25	24.00	9005520045000
0.1799	#15	4.57	58.00	17.15	24.00	9005520045700
0.1811		4.60	58.00	17.10	24.00	9005520046000
0.1819	#14	4.62	58.00	17.07	24.00	9005520046200
0.1831		4.65	58.00	17.03	24.00	9005520046500
0.1850	#13	4.70	58.00	16.95	24.00	9005520047000
0.1870		4.75	58.00	16.88	24.00	9005520047500
0.1874	3/16	4.76	62.00	18.86	26.00	9005520047600
0.1890	#12	4.80	62.00	18.80	26.00	9005520048000
0.1909	#11	4.85	62.00	18.73	26.00	9005520048500
0.1929		4.90	62.00	18.65	26.00	9005520049000
0.1937	#10	4.92	62.00	18.62	26.00	9005520049200
0.1961	#9	4.98	62.00	18.53	26.00	9005520049800
0.1969		5.00	62.00	18.50	26.00	9005520050000
0.1992	#8	5.06	62.00	18.41	26.00	9005520050600
0.2008		5.10	62.00	18.35	26.00	9005520051000
0.2012	#7	5.11	62.00	18.34	26.00	9005520051100
0.2031	13/64	5.16	62.00	18.26	26.00	9005520051600
0.2039	#6	5.18	62.00	18.23	26.00	9005520051800
0.2047		5.20	62.00	18.20	26.00	9005520052000
0.2055	#5	5.22	62.00	18.17	26.00	9005520052200
0.2087		5.30	62.00	18.05	26.00	9005520053000
0.2091	#4	5.31	66.00	20.04	28.00	9005520053100
0.2126		5.40	66.00	19.90	28.00	9005520054000
0.2130	#3	5.41	66.00	19.89	28.00	9005520054100
0.2165		5.50	66.00	19.75	28.00	9005520055000
0.2189	7/32	5.56	66.00	19.66	28.00	9005520055600

Diameter (d_1) inch	wire/ltr	mm	l_1 mm	t_{max} mm	l_2 mm	EDP #
0.2205		5.60	66.00	19.60	28.00	9005520056000
0.2209	#2	5.61	66.00	19.59	28.00	9005520056100
0.2244		5.70	66.00	19.45	28.00	9005520057000
0.2280	#1	5.79	66.00	19.32	28.00	9005520057900
0.2283		5.80	66.00	19.30	28.00	9005520058000
0.2323		5.90	66.00	19.15	28.00	9005520059000
0.2339	A	5.94	66.00	19.09	28.00	9005520059400
0.2343	15/64	5.95	66.00	19.08	28.00	9005520059500
0.2362		6.00	66.00	19.00	28.00	9005520060000
0.2378	B	6.04	70.00	21.94	31.00	9005520060400
0.2402		6.10	70.00	21.85	31.00	9005520061000
0.2421	C	6.15	70.00	21.78	31.00	9005520061500
0.2441		6.20	70.00	21.70	31.00	9005520062000
0.2461	D	6.25	70.00	21.63	31.00	9005520062500
0.2480		6.30	70.00	21.55	31.00	9005520063000
0.2500	1/4 E	6.35	70.00	21.48	31.00	9005520063500
0.2520		6.40	70.00	21.40	31.00	9005520064000
0.2559		6.50	70.00	21.25	31.00	9005520065000
0.2571		6.53	70.00	21.21	31.00	9005520065300
0.2598		6.60	70.00	21.10	31.00	9005520066000
0.2610	G	6.63	70.00	21.06	31.00	9005520066300
0.2638		6.70	70.00	20.95	31.00	9005520067000
0.2657	17/64 H	6.75	74.00	23.88	34.00	9005520067500
0.2677		6.80	74.00	23.80	34.00	9005520068000
0.2717	I	6.90	74.00	23.65	34.00	9005520069000
0.2756		7.00	74.00	23.50	34.00	9005520070000
0.2768	J	7.03	74.00	23.46	34.00	9005520070300
0.2795		7.10	74.00	23.35	34.00	9005520071000
0.2811	9/32 K	7.14	74.00	23.29	34.00	9005520071400
0.2835		7.20	74.00	23.20	34.00	9005520072000
0.2874		7.30	74.00	23.05	34.00	9005520073000
0.2902	L	7.37	74.00	22.95	34.00	9005520073700
0.2913		7.40	74.00	22.90	34.00	9005520074000
0.2949	M	7.49	74.00	22.77	34.00	9005520074900
0.2953		7.50	74.00	22.75	34.00	9005520075000
0.2969	19/64	7.54	79.00	25.69	37.00	9005520075400
0.2992		7.60	79.00	25.60	37.00	9005520076000
0.3020	N	7.67	79.00	25.50	37.00	9005520076700
0.3031		7.70	79.00	25.45	37.00	9005520077000
0.3071		7.80	79.00	25.30	37.00	9005520078000
0.3110		7.90	79.00	25.15	37.00	9005520079000
0.3126	5/16	7.94	79.00	25.09	37.00	9005520079400
0.3150		8.00	79.00	25.00	37.00	9005520080000
0.3161	O	8.03	79.00	24.96	37.00	9005520080300
0.3189		8.10	79.00	24.85	37.00	9005520081000
0.3228	P	8.20	79.00	24.70	37.00	9005520082000
0.3268		8.30	79.00	24.55	37.00	9005520083000
0.3280	21/64	8.33	79.00	24.51	37.00	9005520083300
0.3307		8.40	79.00	24.40	37.00	9005520084000
0.3319	Q	8.43	79.00	24.36	37.00	9005520084300
0.3346		8.50	79.00	24.25	37.00	9005520085000
0.3386		8.60	84.00	27.10	40.00	9005520086000
0.3390	R	8.61	84.00	27.09	40.00	9005520086100
0.3425		8.70	84.00	26.95	40.00	9005520087000
0.3437	11/32	8.73	84.00	26.91	40.00	9005520087300
0.3465		8.80	84.00	26.80	40.00	9005520088000
0.3480	S	8.84	84.00	26.74	40.00	9005520088400
0.3504		8.90	84.00	26.65	40.00	9005520089000
0.3543		9.00	84.00	26.50	40.00	9005520090000
0.3579	T	9.09	84.00	26.37	40.00	9005520090900
0.3583		9.10	84.00	26.35	40.00	9005520091000
0.3594	23/64	9.13	84.00	26.31	40.00	9005520091300

Stub length drills

Series no. **552**

Diameter (d_1) inch	wire/ltr	mm	l_1 mm	t_{max} mm	l_2 mm	EDP #
0.3622		9.20	84.00	26.20	40.00	**9005520092000**
0.3661		9.30	84.00	26.05	40.00	**9005520093000**
0.3677	U	9.34	84.00	25.99	40.00	**9005520093400**
0.3701		9.40	84.00	25.90	40.00	**9005520094000**
0.3740		9.50	84.00	25.75	40.00	**9005520095000**
0.3748	3/8	9.52	89.00	28.72	43.00	**9005520095200**
0.3772	V	9.58	89.00	28.63	43.00	**9005520095800**
0.3780		9.60	89.00	28.60	43.00	**9005520096000**
0.3819		9.70	89.00	28.45	43.00	**9005520097000**
0.3858	W	9.80	89.00	28.30	43.00	**9005520098000**
0.3898		9.90	89.00	28.15	43.00	**9005520099000**
0.3906	25/64	9.92	89.00	28.12	43.00	**9005520099200**
0.3937		10.00	89.00	28.00	43.00	**9005520100000**
0.3969	X	10.08	89.00	27.88	43.00	**9005520100800**
0.4016		10.20	89.00	27.70	43.00	**9005520102000**
0.4039	Y	10.26	89.00	27.61	43.00	**9005520102600**
0.4063	13/32	10.32	89.00	27.52	43.00	**9005520103200**
0.4130	Z	10.49	89.00	27.27	43.00	**9005520104900**
0.4134		10.50	89.00	27.25	43.00	**9005520105000**
0.4173		10.60	89.00	27.10	43.00	**9005520106000**
0.4220	27/64	10.72	95.00	30.92	47.00	**9005520107200**
0.4252		10.80	95.00	30.80	47.00	**9005520108000**
0.4331		11.00	95.00	30.50	47.00	**9005520110000**
0.4374	7/16	11.11	95.00	30.34	47.00	**9005520111100**
0.4409		11.20	95.00	30.20	47.00	**9005520112000**
0.4449		11.30	95.00	30.05	47.00	**9005520113000**
0.4488		11.40	95.00	29.90	47.00	**9005520114000**
0.4528		11.50	95.00	29.75	47.00	**9005520115000**
0.4531	29/64	11.51	95.00	29.74	47.00	**9005520115100**
0.4646		11.80	95.00	29.30	47.00	**9005520118000**
0.4689	15/32	11.91	102.00	33.14	51.00	**9005520119100**
0.4724		12.00	102.00	33.00	51.00	**9005520120000**

Diameter (d_1) inch	wire/ltr	mm	l_1 mm	t_{max} mm	l_2 mm	EDP #
0.4843	31/64	12.30	102.00	32.55	51.00	**9005520123000**
0.4882		12.40	102.00	32.40	51.00	**9005520124000**
0.4921		12.50	102.00	32.25	51.00	**9005520125000**
0.5000	1/2	12.70	102.00	31.95	51.00	**9005520127000**
0.5079		12.90	102.00	31.65	51.00	**9005520129000**
0.5118		13.00	102.00	31.50	51.00	**9005520130000**
0.5157	33/64	13.10	102.00	31.35	51.00	**9005520131000**
0.5311	17/32	13.49	107.00	33.77	54.00	**9005520134900**
0.5315		13.50	107.00	33.75	54.00	**9005520135000**
0.5469	35/64	13.89	107.00	33.17	54.00	**9005520138900**
0.5512		14.00	107.00	33.00	54.00	**9005520140000**
0.5626	9/16	14.29	111.00	34.57	56.00	**9005520142900**
0.5709		14.50	111.00	34.25	56.00	**9005520145000**
0.5780	37/64	14.68	111.00	33.98	56.00	**9005520146800**
0.5906		15.00	111.00	33.50	56.00	**9005520150000**
0.5937	19/32	15.08	115.00	35.38	58.00	**9005520150800**
0.6094	39/64	15.48	115.00	34.78	58.00	**9005520154800**
0.6102		15.50	115.00	34.75	58.00	**9005520155000**
0.6248	5/8	15.87	115.00	34.20	58.00	**9005520158700**
0.6299		16.00	115.00	34.00	58.00	**9005520160000**
0.6406	41/64	16.27	119.00	35.60	60.00	**9005520162700**
0.6496		16.50	119.00	35.25	60.00	**9005520165000**
0.6693		17.00	119.00	34.50	60.00	**9005520170000**
0.6720	43/64	17.07	123.00	36.40	62.00	**9005520170700**
0.6874	11/16	17.46	123.00	35.81	62.00	**9005520174600**
0.7031	45/64	17.86	123.00	35.21	62.00	**9005520178600**
0.7087		18.00	123.00	35.00	62.00	**9005520180000**
0.7189	23/32	18.26	127.00	36.61	64.00	**9005520182600**
0.7480		19.00	127.00	35.50	64.00	**9005520190000**
0.7500	3/4	19.05	131.00	37.43	66.00	**9005520190500**
0.7811	25/32	19.84	131.00	36.24	66.00	**9005520198400**
0.7874		20.00	131.00	36.00	66.00	**9005520200000**

Stub length drills

Series no. **553**

~3xD	DIN 1897	GT 80	130°	h8		Cyl	L
Cutting depth	Standard	Type	Point angle	Tolerance on Ø	Web Thinning	Shank form	Cutting direction

Tool material: **HSS**

Surface:

P	Steel	●
M	Stainless steel	○
K	Cast iron	○
N	Aluminum	●
S	Titanium alloys	
H	Hardened steel	

●=Optimal
○=Limited

web thinning ≥ Ø 1.000 • relieved cone • for higher tensile steels • bright
< 2.36 mm

free-cutting steels • acid resist./stainless steels • case hardening/heat treatable steels up to 800 N/mm² • short/medium chip length Al/Cu-alloys

$t_{max} = l_2 - 1.5 \times d_1$

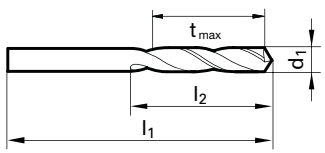

Speeds and feeds information on pg. 521

Shank diameter = cut diameter

Diameter (d_1) inch	wire/ltr	mm	l_1 mm	t_{max} mm	l_2 mm	EDP #
0.0394		1.00	26.00	4.50	6.00	9005530010000
0.0402	#60	1.02	26.00	4.47	6.00	9005530010200
0.0421	#58	1.07	28.00	5.40	7.00	9005530010700
0.0429	#57	1.09	28.00	5.37	7.00	9005530010900
0.0433		1.10	28.00	5.35	7.00	9005530011000
0.0453		1.15	28.00	5.28	7.00	9005530011500
0.0465	#56	1.18	28.00	5.23	7.00	9005530011800
0.0472		1.20	30.00	6.20	8.00	9005530012000
0.0492		1.25	30.00	6.13	8.00	9005530012500
0.0512		1.30	30.00	6.05	8.00	9005530013000
0.0520	#55	1.32	30.00	6.02	8.00	9005530013200
0.0531		1.35	32.00	6.98	9.00	9005530013500
0.0551	#54	1.40	32.00	6.90	9.00	9005530014000
0.0571		1.45	32.00	6.83	9.00	9005530014500
0.0591		1.50	32.00	6.75	9.00	9005530015000
0.0594	#53	1.51	34.00	7.74	10.00	9005530015100
0.0610		1.55	34.00	7.68	10.00	9005530015500
0.0626	1/16	1.59	34.00	7.62	10.00	9005530015900
0.0630		1.60	34.00	7.60	10.00	9005530016000
0.0634	#52	1.61	34.00	7.59	10.00	9005530016100
0.0650		1.65	34.00	7.53	10.00	9005530016500
0.0669	#51	1.70	34.00	7.45	10.00	9005530017000
0.0689		1.75	36.00	8.38	11.00	9005530017500
0.0701	#50	1.78	36.00	8.33	11.00	9005530017800
0.0709		1.80	36.00	8.30	11.00	9005530018000
0.0728	#49	1.85	36.00	8.23	11.00	9005530018500
0.0748		1.90	36.00	8.15	11.00	9005530019000
0.0760	#48	1.93	38.00	9.11	12.00	9005530019300
0.0768		1.95	38.00	9.08	12.00	9005530019500
0.0780	5/64	1.98	38.00	9.03	12.00	9005530019800
0.0783	#47	1.99	38.00	9.02	12.00	9005530019900
0.0787		2.00	38.00	9.00	12.00	9005530020000
0.0807		2.05	38.00	8.93	12.00	9005530020500
0.0811	#46	2.06	38.00	8.91	12.00	9005530020600
0.0819	#45	2.08	38.00	8.88	12.00	9005530020800
0.0858	#44	2.18	40.00	9.73	13.00	9005530021800
0.0866		2.20	40.00	9.70	13.00	9005530022000
0.0886		2.25	40.00	9.63	13.00	9005530022500
0.0890	#43	2.26	40.00	9.61	13.00	9005530022600
0.0906		2.30	40.00	9.55	13.00	9005530023000
0.0925		2.35	40.00	9.48	13.00	9005530023500
0.0937	3/32	2.38	43.00	10.43	14.00	9005530023800

Diameter (d_1) inch	wire/ltr	mm	l_1 mm	t_{max} mm	l_2 mm	EDP #
0.0945		2.40	43.00	10.40	14.00	9005530024000
0.0961	#41	2.44	43.00	10.34	14.00	9005530024400
0.0984		2.50	43.00	10.25	14.00	9005530025000
0.0996	#39	2.53	43.00	10.21	14.00	9005530025300
0.1004		2.55	43.00	10.18	14.00	9005530025500
0.1016	#38	2.58	43.00	10.13	14.00	9005530025800
0.1024		2.60	43.00	10.10	14.00	9005530026000
0.1039	#37	2.64	43.00	10.04	14.00	9005530026400
0.1043		2.65	43.00	10.03	14.00	9005530026500
0.1067	#36	2.71	46.00	11.94	16.00	9005530027100
0.1083		2.75	46.00	11.88	16.00	9005530027500
0.1094	7/64	2.78	46.00	11.83	16.00	9005530027800
0.1098	#35	2.79	46.00	11.82	16.00	9005530027900
0.1102		2.80	46.00	11.80	16.00	9005530028000
0.1110	#34	2.82	46.00	11.77	16.00	9005530028200
0.1130	#33	2.87	46.00	11.70	16.00	9005530028700
0.1142		2.90	46.00	11.65	16.00	9005530029000
0.1161	#32	2.95	46.00	11.58	16.00	9005530029500
0.1181		3.00	46.00	11.50	16.00	9005530030000
0.1201	#31	3.05	49.00	13.43	18.00	9005530030500
0.1220		3.10	49.00	13.35	18.00	9005530031000
0.1240		3.15	49.00	13.28	18.00	9005530031500
0.1248	1/8	3.17	49.00	13.25	18.00	9005530031700
0.1260		3.20	49.00	13.20	18.00	9005530032000
0.1283	#30	3.26	49.00	13.11	18.00	9005530032600
0.1339		3.40	52.00	14.90	20.00	9005530034000
0.1358	#29	3.45	52.00	14.83	20.00	9005530034500
0.1378		3.50	52.00	14.75	20.00	9005530035000
0.1406	9/64	#28 3.57	52.00	14.65	20.00	9005530035700
0.1417		3.60	52.00	14.60	20.00	9005530036000
0.1441	#27	3.66	52.00	14.51	20.00	9005530036600
0.1457		3.70	52.00	14.45	20.00	9005530037000
0.1469	#26	3.73	52.00	14.41	20.00	9005530037300
0.1476		3.75	52.00	14.38	20.00	9005530037500
0.1496	#25	3.80	55.00	16.30	22.00	9005530038000
0.1520	#24	3.86	55.00	16.21	22.00	9005530038600
0.1535		3.90	55.00	16.15	22.00	9005530039000
0.1539	#23	3.91	55.00	16.14	22.00	9005530039100
0.1555		3.95	55.00	16.08	22.00	9005530039500
0.1563	5/32	3.97	55.00	16.05	22.00	9005530039700
0.1571	#22	3.99	55.00	16.02	22.00	9005530039900
0.1575		4.00	55.00	16.00	22.00	9005530040000

Stub length drills

Series no. **553**

Diameter (d_1) inch	wire/ltr	mm	l_1 mm	t_{max} mm	l_2 mm	EDP #
0.1591	#21	4.04	55.00	15.94	22.00	**9005530040400**
0.1610	#20	4.09	55.00	15.87	22.00	**9005530040900**
0.1634		4.15	55.00	15.78	22.00	**9005530041500**
0.1654		4.20	55.00	15.70	22.00	**9005530042000**
0.1661	#19	4.22	55.00	15.67	22.00	**9005530042200**
0.1693	#18	4.30	58.00	17.55	24.00	**9005530043000**
0.1720	11/64	4.37	58.00	17.45	24.00	**9005530043700**
0.1732		4.40	58.00	17.40	24.00	**9005530044000**
0.1752		4.45	58.00	17.33	24.00	**9005530044500**
0.1772	#16	4.50	58.00	17.25	24.00	**9005530045000**
0.1799	#15	4.57	58.00	17.15	24.00	**9005530045700**
0.1811		4.60	58.00	17.10	24.00	**9005530046000**
0.1819	#14	4.62	58.00	17.07	24.00	**9005530046200**
0.1831		4.65	58.00	17.03	24.00	**9005530046500**
0.1850	#13	4.70	58.00	16.95	24.00	**9005530047000**
0.1874	3/16	4.76	62.00	18.86	26.00	**9005530047600**
0.1890	#12	4.80	62.00	18.80	26.00	**9005530048000**
0.1909	#11	4.85	62.00	18.73	26.00	**9005530048500**
0.1937	#10	4.92	62.00	18.62	26.00	**9005530049200**
0.1961	#9	4.98	62.00	18.53	26.00	**9005530049800**
0.1969		5.00	62.00	18.50	26.00	**9005530050000**
0.1992	#8	5.06	62.00	18.41	26.00	**9005530050600**
0.2008		5.10	62.00	18.35	26.00	**9005530051000**
0.2012	#7	5.11	62.00	18.34	26.00	**9005530051100**
0.2031	13/64	5.16	62.00	18.26	26.00	**9005530051600**
0.2039	#6	5.18	62.00	18.23	26.00	**9005530051800**
0.2055	#5	5.22	62.00	18.17	26.00	**9005530052200**
0.2087		5.30	62.00	18.05	26.00	**9005530053000**
0.2165		5.50	66.00	19.75	28.00	**9005530055000**
0.2189	7/32	5.56	66.00	19.66	28.00	**9005530055600**
0.2205		5.60	66.00	19.60	28.00	**9005530056000**
0.2209	#2	5.61	66.00	19.59	28.00	**9005530056100**
0.2244		5.70	66.00	19.45	28.00	**9005530057000**
0.2280	#1	5.79	66.00	19.32	28.00	**9005530057900**
0.2283		5.80	66.00	19.30	28.00	**9005530058000**
0.2323		5.90	66.00	19.15	28.00	**9005530059000**
0.2339	A	5.94	66.00	19.09	28.00	**9005530059400**
0.2343	15/64	5.95	66.00	19.08	28.00	**9005530059500**
0.2362		6.00	66.00	19.00	28.00	**9005530060000**
0.2402		6.10	70.00	21.85	31.00	**9005530061000**
0.2421	C	6.15	70.00	21.78	31.00	**9005530061500**
0.2461	D	6.25	70.00	21.63	31.00	**9005530062500**
0.2500	1/4 E	6.35	70.00	21.48	31.00	**9005530063500**
0.2559		6.50	70.00	21.25	31.00	**9005530065000**
0.2571		6.53	70.00	21.21	31.00	**9005530065300**
0.2598		6.60	70.00	21.10	31.00	**9005530066000**
0.2610	G	6.63	70.00	21.06	31.00	**9005530066300**
0.2657	17/64 H	6.75	74.00	23.88	34.00	**9005530067500**
0.2677		6.80	74.00	23.80	34.00	**9005530068000**
0.2717	I	6.90	74.00	23.65	34.00	**9005530069000**
0.2756		7.00	74.00	23.50	34.00	**9005530070000**
0.2768	J	7.03	74.00	23.46	34.00	**9005530070300**
0.2811	9/32 K	7.14	74.00	23.29	34.00	**9005530071400**

Diameter (d_1) inch	wire/ltr	mm	l_1 mm	t_{max} mm	l_2 mm	EDP #
0.2835		7.20	74.00	23.20	34.00	**9005530072000**
0.2874		7.30	74.00	23.05	34.00	**9005530073000**
0.2902	L	7.37	74.00	22.95	34.00	**9005530073700**
0.2913		7.40	74.00	22.90	34.00	**9005530074000**
0.2949	M	7.49	74.00	22.77	34.00	**9005530074900**
0.2953		7.50	74.00	22.75	34.00	**9005530075000**
0.2969	19/64	7.54	79.00	25.69	37.00	**9005530075400**
0.3020	N	7.67	79.00	25.50	37.00	**9005530076700**
0.3031		7.70	79.00	25.45	37.00	**9005530077000**
0.3126	5/16	7.94	79.00	25.09	37.00	**9005530079400**
0.3150		8.00	79.00	25.00	37.00	**9005530080000**
0.3228	P	8.20	79.00	24.70	37.00	**9005530082000**
0.3268		8.30	79.00	24.55	37.00	**9005530083000**
0.3280	21/64	8.33	79.00	24.51	37.00	**9005530083300**
0.3319	Q	8.43	79.00	24.36	37.00	**9005530084300**
0.3346		8.50	79.00	24.25	37.00	**9005530085000**
0.3390	R	8.61	84.00	27.09	40.00	**9005530086100**
0.3437	11/32	8.73	84.00	26.91	40.00	**9005530087300**
0.3480	S	8.84	84.00	26.74	40.00	**9005530088400**
0.3543		9.00	84.00	26.50	40.00	**9005530090000**
0.3579	T	9.09	84.00	26.37	40.00	**9005530090900**
0.3594	23/64	9.13	84.00	26.31	40.00	**9005530091300**
0.3677	U	9.34	84.00	25.99	40.00	**9005530093400**
0.3740		9.50	84.00	25.75	40.00	**9005530095000**
0.3748	3/8	9.52	89.00	28.72	43.00	**9005530095200**
0.3772	V	9.58	89.00	28.63	43.00	**9005530095800**
0.3858	W	9.80	89.00	28.30	43.00	**9005530098000**
0.3906	25/64	9.92	89.00	28.12	43.00	**9005530099200**
0.3937		10.00	89.00	28.00	43.00	**9005530100000**
0.4016		10.20	89.00	27.70	43.00	**9005530102000**
0.4039	Y	10.26	89.00	27.61	43.00	**9005530102600**
0.4063	13/32	10.32	89.00	27.52	43.00	**9005530103200**
0.4130	Z	10.49	89.00	27.27	43.00	**9005530104900**
0.4134		10.50	89.00	27.25	43.00	**9005530105000**
0.4220	27/64	10.72	95.00	30.92	47.00	**9005530107200**
0.4331		11.00	95.00	30.50	47.00	**9005530110000**
0.4374	7/16	11.11	95.00	30.34	47.00	**9005530111100**
0.4528		11.50	95.00	29.75	47.00	**9005530115000**
0.4531	29/64	11.51	95.00	29.74	47.00	**9005530115100**
0.4689	15/32	11.91	102.00	33.14	51.00	**9005530119100**
0.4724		12.00	102.00	33.00	51.00	**9005530120000**
0.4843	31/64	12.30	102.00	32.55	51.00	**9005530123000**
0.4921		12.50	102.00	32.25	51.00	**9005530125000**
0.5000	1/2	12.70	102.00	31.95	51.00	**9005530127000**
0.5157	33/64	13.10	102.00	31.35	51.00	**9005530131000**
0.5311	17/32	13.49	107.00	33.77	54.00	**9005530134900**
0.5512		14.00	107.00	33.00	54.00	**9005530140000**
0.5626	9/16	14.29	111.00	34.57	56.00	**9005530142900**
0.6102		15.50	115.00	34.75	58.00	**9005530155000**
0.6248	5/8	15.87	115.00	34.20	58.00	**9005530158700**
0.7500	3/4	19.05	131.00	37.43	66.00	**9005530190500**
0.7874		20.00	131.00	36.00	66.00	**9005530200000**

Stub length drills

Series no. **329**

Tool material **HSCO**

Surface >Ø 2.36

~3xD	DIN 1897	GV 120	130°	h8		Cyl	R
Cutting depth	Standard	Type	Point angle	Tolerance on Ø	Web Thinning	Shank form	Cutting direction

P	Steel	●
M	Stainless steel	●
K	Cast iron	●
N	Aluminum	○
S	Titanium alloys	●
H	Hardened steel	○

●=Optimal
○=Limited

web thinning ≥ Ø 1.000 • relieved cone • Co-alloyed high speed steel • increased wear resistance

acid resist./stainless steels • spring steels • austenitic stainless steels • Hastelloy, Inconel, Nimonic

$t_{max} = l_2\text{-}1.5 \times d_1$

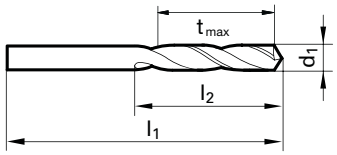

Speeds and feeds information on pg. 511

Shank diameter = cut diameter

Diameter (d_1) inch	wire/ltr	mm	l_1 mm	t_{max} mm	l_2 mm	EDP #
0.0157	1/64	0.40	19.00	1.90	2.50	9003290004000
0.0197		0.50	20.00	2.25	3.00	9003290005000
0.0201	#76	0.51	20.00	2.24	3.00	9003290005100
0.0217		0.55	21.00	2.68	3.50	9003290005500
0.0224	#74	0.57	21.00	2.65	3.50	9003290005700
0.0236		0.60	21.00	2.60	3.50	9003290006000
0.0240	#73	0.61	22.00	3.09	4.00	9003290006100
0.0252	#72	0.64	22.00	3.04	4.00	9003290006400
0.0256		0.65	22.00	3.03	4.00	9003290006500
0.0276		0.70	23.00	3.45	4.50	9003290007000
0.0287		0.73	23.00	3.41	4.50	9003290007300
0.0291	#69	0.74	23.00	3.39	4.50	9003290007400
0.0295		0.75	23.00	3.38	4.50	9003290007500
0.0311	1/32 #68	0.79	24.00	3.82	5.00	9003290007900
0.0315		0.80	24.00	3.80	5.00	9003290008000
0.0319	#67	0.81	24.00	3.79	5.00	9003290008100
0.0323		0.82	24.00	3.77	5.00	9003290008200
0.0331	#66	0.84	24.00	3.74	5.00	9003290008400
0.0335		0.85	24.00	3.73	5.00	9003290008500
0.0343		0.87	25.00	4.20	5.50	9003290008700
0.0354		0.90	25.00	4.15	5.50	9003290009000
0.0358	#64	0.91	25.00	4.14	5.50	9003290009100
0.0370	#63	0.94	25.00	4.09	5.50	9003290009400
0.0374		0.95	25.00	4.08	5.50	9003290009500
0.0382	#62	0.97	26.00	4.55	6.00	9003290009700
0.0390	#61	0.99	26.00	4.52	6.00	9003290009900
0.0394		1.00	26.00	4.50	6.00	9003290010000
0.0402	#60	1.02	26.00	4.47	6.00	9003290010200
0.0413		1.05	26.00	4.43	6.00	9003290010500
0.0417		1.06	26.00	4.41	6.00	9003290010600
0.0421	#58	1.07	28.00	5.40	7.00	9003290010700
0.0429	#57	1.09	28.00	5.37	7.00	9003290010900
0.0433		1.10	28.00	5.35	7.00	9003290011000
0.0453		1.15	28.00	5.28	7.00	9003290011500
0.0465	#56	1.18	28.00	5.23	7.00	9003290011800
0.0469	3/64	1.19	30.00	6.22	8.00	9003290011900
0.0472		1.20	30.00	6.20	8.00	9003290012000
0.0484		1.23	30.00	6.16	8.00	9003290012300
0.0492		1.25	30.00	6.13	8.00	9003290012500
0.0504		1.28	30.00	6.08	8.00	9003290012800
0.0512		1.30	30.00	6.05	8.00	9003290013000
0.0520	#55	1.32	30.00	6.02	8.00	9003290013200
0.0524		1.33	32.00	7.01	9.00	9003290013300
0.0531		1.35	32.00	6.98	9.00	9003290013500
0.0551	#54	1.40	32.00	6.90	9.00	9003290014000

Diameter (d_1) inch	wire/ltr	mm	l_1 mm	t_{max} mm	l_2 mm	EDP #
0.0571		1.45	32.00	6.83	9.00	9003290014500
0.0579		1.47	32.00	6.80	9.00	9003290014700
0.0591		1.50	32.00	6.75	9.00	9003290015000
0.0594	#53	1.51	34.00	7.74	10.00	9003290015100
0.0610		1.55	34.00	7.68	10.00	9003290015500
0.0618		1.57	34.00	7.65	10.00	9003290015700
0.0626	1/16	1.59	34.00	7.62	10.00	9003290015900
0.0630		1.60	34.00	7.60	10.00	9003290016000
0.0634	#52	1.61	34.00	7.59	10.00	9003290016100
0.0650		1.65	34.00	7.53	10.00	9003290016500
0.0669	#51	1.70	34.00	7.45	10.00	9003290017000
0.0681		1.73	36.00	8.41	11.00	9003290017300
0.0689		1.75	36.00	8.38	11.00	9003290017500
0.0701	#50	1.78	36.00	8.33	11.00	9003290017800
0.0709		1.80	36.00	8.30	11.00	9003290018000
0.0717		1.82	36.00	8.27	11.00	9003290018200
0.0728	#49	1.85	36.00	8.23	11.00	9003290018500
0.0748		1.90	36.00	8.15	11.00	9003290019000
0.0760	#48	1.93	38.00	9.11	12.00	9003290019300
0.0768		1.95	38.00	9.08	12.00	9003290019500
0.0776		1.97	38.00	9.05	12.00	9003290019700
0.0780	5/64	1.98	38.00	9.03	12.00	9003290019800
0.0783	#47	1.99	38.00	9.02	12.00	9003290019900
0.0787		2.00	38.00	9.00	12.00	9003290020000
0.0799		2.03	38.00	8.96	12.00	9003290020300
0.0811	#46	2.06	38.00	8.91	12.00	9003290020600
0.0819	#45	2.08	38.00	8.88	12.00	9003290020800
0.0827		2.10	38.00	8.85	12.00	9003290021000
0.0846		2.15	40.00	9.78	13.00	9003290021500
0.0858	#44	2.18	40.00	9.73	13.00	9003290021800
0.0866		2.20	40.00	9.70	13.00	9003290022000
0.0886		2.25	40.00	9.63	13.00	9003290022500
0.0890	#43	2.26	40.00	9.61	13.00	9003290022600
0.0906		2.30	40.00	9.55	13.00	9003290023000
0.0913		2.32	40.00	9.52	13.00	9003290023200
0.0925		2.35	40.00	9.48	13.00	9003290023500
0.0929		2.36	40.00	9.46	13.00	9003290023600
0.0933	#42	2.37	43.00	10.45	14.00	9003290023700
0.0937	3/32	2.38	43.00	10.43	14.00	9003290023800
0.0945		2.40	43.00	10.40	14.00	9003290024000
0.0953		2.42	43.00	10.37	14.00	9003290024200
0.0961	#41	2.44	43.00	10.34	14.00	9003290024400
0.0965		2.45	43.00	10.33	14.00	9003290024500
0.0972		2.47	43.00	10.30	14.00	9003290024700
0.0980	#40	2.49	43.00	10.27	14.00	9003290024900

Stub length drills

Series no. 329

Diameter (d_1) inch	wire/ltr	mm	l_1 mm	t_{max} mm	l_2 mm	EDP #
0.0984		2.50	43.00	10.25	14.00	9003290025000
0.0996	#39	2.53	43.00	10.21	14.00	9003290025300
0.1004		2.55	43.00	10.18	14.00	9003290025500
0.1016	#38	2.58	43.00	10.13	14.00	9003290025800
0.1024		2.60	43.00	10.10	14.00	9003290026000
0.1039	#37	2.64	43.00	10.04	14.00	9003290026400
0.1043		2.65	43.00	10.03	14.00	9003290026500
0.1063		2.70	46.00	11.95	16.00	9003290027000
0.1067	#36	2.71	46.00	11.94	16.00	9003290027100
0.1083		2.75	46.00	11.88	16.00	9003290027500
0.1094	7/64	2.78	46.00	11.83	16.00	9003290027800
0.1098	#35	2.79	46.00	11.82	16.00	9003290027900
0.1102		2.80	46.00	11.80	16.00	9003290028000
0.1110	#34	2.82	46.00	11.77	16.00	9003290028200
0.1130	#33	2.87	46.00	11.70	16.00	9003290028700
0.1142		2.90	46.00	11.65	16.00	9003290029000
0.1161	#32	2.95	46.00	11.58	16.00	9003290029500
0.1181		3.00	46.00	11.50	16.00	9003290030000
0.1189		3.02	49.00	13.47	18.00	9003290030200
0.1201	#31	3.05	49.00	13.43	18.00	9003290030500
0.1220		3.10	49.00	13.35	18.00	9003290031000
0.1240		3.15	49.00	13.28	18.00	9003290031500
0.1248	1/8	3.17	49.00	13.25	18.00	9003290031700
0.1260		3.20	49.00	13.20	18.00	9003290032000
0.1280		3.25	49.00	13.13	18.00	9003290032500
0.1283	#30	3.26	49.00	13.11	18.00	9003290032600
0.1299		3.30	49.00	13.05	18.00	9003290033000
0.1339		3.40	52.00	14.90	20.00	9003290034000
0.1358	#29	3.45	52.00	14.83	20.00	9003290034500
0.1378		3.50	52.00	14.75	20.00	9003290035000
0.1398		3.55	52.00	14.68	20.00	9003290035500
0.1406	9/64 #28	3.57	52.00	14.65	20.00	9003290035700
0.1417		3.60	52.00	14.60	20.00	9003290036000
0.1441	#27	3.66	52.00	14.51	20.00	9003290036600
0.1457		3.70	52.00	14.45	20.00	9003290037000
0.1469	#26	3.73	52.00	14.41	20.00	9003290037300
0.1476		3.75	52.00	14.38	20.00	9003290037500
0.1496	#25	3.80	55.00	16.30	22.00	9003290038000
0.1516		3.85	55.00	16.23	22.00	9003290038500
0.1520	#24	3.86	55.00	16.21	22.00	9003290038600
0.1535		3.90	55.00	16.15	22.00	9003290039000
0.1539	#23	3.91	55.00	16.14	22.00	9003290039100
0.1543		3.92	55.00	16.12	22.00	9003290039200
0.1555		3.95	55.00	16.08	22.00	9003290039500
0.1563	5/32	3.97	55.00	16.05	22.00	9003290039700
0.1571	#22	3.99	55.00	16.02	22.00	9003290039900
0.1575		4.00	55.00	16.00	22.00	9003290040000
0.1591	#21	4.04	55.00	15.94	22.00	9003290040400
0.1594		4.05	55.00	15.93	22.00	9003290040500
0.1610	#20	4.09	55.00	15.87	22.00	9003290040900
0.1614		4.10	55.00	15.85	22.00	9003290041000
0.1634		4.15	55.00	15.78	22.00	9003290041500
0.1654		4.20	55.00	15.70	22.00	9003290042000
0.1661	#19	4.22	55.00	15.67	22.00	9003290042200
0.1673		4.25	55.00	15.63	22.00	9003290042500
0.1693	#18	4.30	58.00	17.55	24.00	9003290043000
0.1720	11/64	4.37	58.00	17.45	24.00	9003290043700
0.1728	#17	4.39	58.00	17.42	24.00	9003290043900
0.1732		4.40	58.00	17.40	24.00	9003290044000
0.1752		4.45	58.00	17.33	24.00	9003290044500
0.1772	#16	4.50	58.00	17.25	24.00	9003290045000
0.1799	#15	4.57	58.00	17.15	24.00	9003290045700
0.1811		4.60	58.00	17.10	24.00	9003290046000
0.1819	#14	4.62	58.00	17.07	24.00	9003290046200
0.1831		4.65	58.00	17.03	24.00	9003290046500
0.1850	#13	4.70	58.00	16.95	24.00	9003290047000
0.1870		4.75	58.00	16.88	24.00	9003290047500

Diameter (d_1) inch	wire/ltr	mm	l_1 mm	t_{max} mm	l_2 mm	EDP #
0.1874	3/16	4.76	62.00	18.86	26.00	9003290047600
0.1890	#12	4.80	62.00	18.80	26.00	9003290048000
0.1909	#11	4.85	62.00	18.73	26.00	9003290048500
0.1929		4.90	62.00	18.65	26.00	9003290049000
0.1937	#10	4.92	62.00	18.62	26.00	9003290049200
0.1949		4.95	62.00	18.58	26.00	9003290049500
0.1961	#9	4.98	62.00	18.53	26.00	9003290049800
0.1969		5.00	62.00	18.50	26.00	9003290050000
0.1992	#8	5.06	62.00	18.41	26.00	9003290050600
0.2008		5.10	62.00	18.35	26.00	9003290051000
0.2012	#7	5.11	62.00	18.34	26.00	9003290051100
0.2028		5.15	62.00	18.28	26.00	9003290051500
0.2031	13/64	5.16	62.00	18.26	26.00	9003290051600
0.2039	#6	5.18	62.00	18.23	26.00	9003290051800
0.2047		5.20	62.00	18.20	26.00	9003290052000
0.2055	#5	5.22	62.00	18.17	26.00	9003290052200
0.2067		5.25	62.00	18.13	26.00	9003290052500
0.2087		5.30	62.00	18.05	26.00	9003290053000
0.2091	#4	5.31	66.00	20.04	28.00	9003290053100
0.2106		5.35	66.00	19.98	28.00	9003290053500
0.2126		5.40	66.00	19.90	28.00	9003290054000
0.2130	#3	5.41	66.00	19.89	28.00	9003290054100
0.2146		5.45	66.00	19.83	28.00	9003290054500
0.2165		5.50	66.00	19.75	28.00	9003290055000
0.2185		5.55	66.00	19.68	28.00	9003290055500
0.2189	7/32	5.56	66.00	19.66	28.00	9003290055600
0.2205		5.60	66.00	19.60	28.00	9003290056000
0.2209	#2	5.61	66.00	19.59	28.00	9003290056100
0.2244		5.70	66.00	19.45	28.00	9003290057000
0.2264		5.75	66.00	19.38	28.00	9003290057500
0.2280	#1	5.79	66.00	19.32	28.00	9003290057900
0.2283		5.80	66.00	19.30	28.00	9003290058000
0.2303		5.85	66.00	19.23	28.00	9003290058500
0.2323		5.90	66.00	19.15	28.00	9003290059000
0.2343	15/64	5.95	66.00	19.08	28.00	9003290059500
0.2362		6.00	66.00	19.00	28.00	9003290060000
0.2378	B	6.04	70.00	21.94	31.00	9003290060400
0.2402		6.10	70.00	21.85	31.00	9003290061000
0.2421	C	6.15	70.00	21.78	31.00	9003290061500
0.2441		6.20	70.00	21.70	31.00	9003290062000
0.2461	D	6.25	70.00	21.63	31.00	9003290062500
0.2480		6.30	70.00	21.55	31.00	9003290063000
0.2488		6.32	70.00	21.52	31.00	9003290063200
0.2500	1/4 E	6.35	70.00	21.48	31.00	9003290063500
0.2520		6.40	70.00	21.40	31.00	9003290064000
0.2539		6.45	70.00	21.33	31.00	9003290064500
0.2559		6.50	70.00	21.25	31.00	9003290065000
0.2571		6.53	70.00	21.21	31.00	9003290065300
0.2598		6.60	70.00	21.10	31.00	9003290066000
0.2610	G	6.63	70.00	21.06	31.00	9003290066300
0.2638		6.70	70.00	20.95	31.00	9003290067000
0.2657	17/64 H	6.75	74.00	23.88	34.00	9003290067500
0.2677		6.80	74.00	23.80	34.00	9003290068000
0.2697		6.85	74.00	23.73	34.00	9003290068500
0.2717	I	6.90	74.00	23.65	34.00	9003290069000
0.2756		7.00	74.00	23.50	34.00	9003290070000
0.2768	J	7.03	74.00	23.46	34.00	9003290070300
0.2776		7.05	74.00	23.43	34.00	9003290070500
0.2795		7.10	74.00	23.35	34.00	9003290071000
0.2811	9/32 K	7.14	74.00	23.29	34.00	9003290071400
0.2835		7.20	74.00	23.20	34.00	9003290072000
0.2854		7.25	74.00	23.13	34.00	9003290072500
0.2874		7.30	74.00	23.05	34.00	9003290073000
0.2902	L	7.37	74.00	22.95	34.00	9003290073700
0.2913		7.40	74.00	22.90	34.00	9003290074000
0.2949	M	7.49	74.00	22.77	34.00	9003290074900
0.2953		7.50	74.00	22.75	34.00	9003290075000

Stub length drills

Series no. **329**

Diameter (d_1) inch	wire/ltr	mm	l_1 mm	t_{max} mm	l_2 mm	EDP #
0.2969	19/64	7.54	79.00	25.69	37.00	9003290075400
0.2992		7.60	79.00	25.60	37.00	9003290076000
0.3020	N	7.67	79.00	25.50	37.00	9003290076700
0.3031		7.70	79.00	25.45	37.00	9003290077000
0.3051		7.75	79.00	25.38	37.00	9003290077500
0.3071		7.80	79.00	25.30	37.00	9003290078000
0.3110		7.90	79.00	25.15	37.00	9003290079000
0.3126	5/16	7.94	79.00	25.09	37.00	9003290079400
0.3150		8.00	79.00	25.00	37.00	9003290080000
0.3161	O	8.03	79.00	24.96	37.00	9003290080300
0.3189		8.10	79.00	24.85	37.00	9003290081000
0.3209		8.15	79.00	24.78	37.00	9003290081500
0.3228	P	8.20	79.00	24.70	37.00	9003290082000
0.3248		8.25	79.00	24.63	37.00	9003290082500
0.3268		8.30	79.00	24.55	37.00	9003290083000
0.3280	21/64	8.33	79.00	24.51	37.00	9003290083300
0.3307		8.40	79.00	24.40	37.00	9003290084000
0.3319	Q	8.43	79.00	24.36	37.00	9003290084300
0.3346		8.50	79.00	24.25	37.00	9003290085000
0.3366		8.55	84.00	27.18	40.00	9003290085500
0.3386		8.60	84.00	27.10	40.00	9003290086000
0.3390	R	8.61	84.00	27.09	40.00	9003290086100
0.3425		8.70	84.00	26.95	40.00	9003290087000
0.3437	11/32	8.73	84.00	26.91	40.00	9003290087300
0.3445		8.75	84.00	26.88	40.00	9003290087500
0.3465		8.80	84.00	26.80	40.00	9003290088000
0.3480	S	8.84	84.00	26.74	40.00	9003290088400
0.3504		8.90	84.00	26.65	40.00	9003290089000
0.3543		9.00	84.00	26.50	40.00	9003290090000
0.3563		9.05	84.00	26.43	40.00	9003290090500
0.3579	T	9.09	84.00	26.37	40.00	9003290090900
0.3583		9.10	84.00	26.35	40.00	9003290091000
0.3594	23/64	9.13	84.00	26.31	40.00	9003290091300
0.3622		9.20	84.00	26.20	40.00	9003290092000
0.3642		9.25	84.00	26.13	40.00	9003290092500
0.3661		9.30	84.00	26.05	40.00	9003290093000
0.3677	U	9.34	84.00	25.99	40.00	9003290093400
0.3701		9.40	84.00	25.90	40.00	9003290094000
0.3740		9.50	84.00	25.75	40.00	9003290095000
0.3748	3/8	9.52	89.00	28.72	43.00	9003290095200
0.3772	V	9.58	89.00	28.63	43.00	9003290095800
0.3780		9.60	89.00	28.60	43.00	9003290096000
0.3819		9.70	89.00	28.45	43.00	9003290097000
0.3839		9.75	89.00	28.38	43.00	9003290097500
0.3858	W	9.80	89.00	28.30	43.00	9003290098000
0.3898		9.90	89.00	28.15	43.00	9003290099000
0.3906	25/64	9.92	89.00	28.12	43.00	9003290099200
0.3937		10.00	89.00	28.00	43.00	9003290100000
0.3969	X	10.08	89.00	27.88	43.00	9003290100800
0.3976		10.10	89.00	27.85	43.00	9003290101000
0.4016		10.20	89.00	27.70	43.00	9003290102000
0.4039	Y	10.26	89.00	27.61	43.00	9003290102600
0.4055		10.30	89.00	27.55	43.00	9003290103000
0.4063	13/32	10.32	89.00	27.52	43.00	9003290103200
0.4094		10.40	89.00	27.40	43.00	9003290104000
0.4130	Z	10.49	89.00	27.27	43.00	9003290104900
0.4134		10.50	89.00	27.25	43.00	9003290105000
0.4173		10.60	89.00	27.10	43.00	9003290106000
0.4193		10.65	95.00	31.03	47.00	9003290106500
0.4220	27/64	10.72	95.00	30.92	47.00	9003290107200
0.4252		10.80	95.00	30.80	47.00	9003290108000
0.4291		10.90	95.00	30.65	47.00	9003290109000
0.4331		11.00	95.00	30.50	47.00	9003290110000
0.4370		11.10	95.00	30.35	47.00	9003290111000
0.4374	7/16	11.11	95.00	30.34	47.00	9003290111100
0.4409		11.20	95.00	30.20	47.00	9003290112000
0.4429		11.25	95.00	30.13	47.00	9003290112500
0.4449		11.30	95.00	30.05	47.00	9003290113000
0.4488		11.40	95.00	29.90	47.00	9003290114000
0.4528		11.50	95.00	29.75	47.00	9003290115000
0.4531	29/64	11.51	95.00	29.74	47.00	9003290115100
0.4567		11.60	95.00	29.60	47.00	9003290116000
0.4606		11.70	95.00	29.45	47.00	9003290117000
0.4646		11.80	95.00	29.30	47.00	9003290118000
0.4689	15/32	11.91	102.00	33.14	51.00	9003290119100
0.4724		12.00	102.00	33.00	51.00	9003290120000
0.4764		12.10	102.00	32.85	51.00	9003290121000
0.4803		12.20	102.00	32.70	51.00	9003290122000
0.4843	31/64	12.30	102.00	32.55	51.00	9003290123000
0.4882		12.40	102.00	32.40	51.00	9003290124000
0.4921		12.50	102.00	32.25	51.00	9003290125000
0.5000	1/2	12.70	102.00	31.95	51.00	9003290127000
0.5039		12.80	102.00	31.80	51.00	9003290128000
0.5079		12.90	102.00	31.65	51.00	9003290129000
0.5118		13.00	102.00	31.50	51.00	9003290130000
0.5157	33/64	13.10	102.00	31.35	51.00	9003290131000
0.5197		13.20	102.00	31.20	51.00	9003290132000
0.5311	17/32	13.49	107.00	33.77	54.00	9003290134900
0.5315		13.50	107.00	33.75	54.00	9003290135000
0.5413		13.75	107.00	33.38	54.00	9003290137500
0.5469	35/64	13.89	107.00	33.17	54.00	9003290138900
0.5512		14.00	107.00	33.00	54.00	9003290140000
0.5551		14.10	111.00	34.85	56.00	9003290141000
0.5626	9/16	14.29	111.00	34.57	56.00	9003290142900
0.5709		14.50	111.00	34.25	56.00	9003290145000
0.5780	37/64	14.68	111.00	33.98	56.00	9003290146800
0.5807		14.75	111.00	33.88	56.00	9003290147500
0.5906		15.00	111.00	33.50	56.00	9003290150000
0.5937	19/32	15.08	115.00	35.38	58.00	9003290150800
0.6004		15.25	115.00	35.13	58.00	9003290152500
0.6094	39/64	15.48	115.00	34.78	58.00	9003290154800
0.6102		15.50	115.00	34.75	58.00	9003290155000
0.6248	5/8	15.87	115.00	34.20	58.00	9003290158700
0.6299		16.00	115.00	34.00	58.00	9003290160000
0.6378		16.20	119.00	35.70	60.00	9003290162000
0.6406	41/64	16.27	119.00	35.60	60.00	9003290162700
0.6496		16.50	119.00	35.25	60.00	9003290165000
0.6563	21/32	16.67	119.00	35.00	60.00	9003290166700
0.6693		17.00	119.00	34.50	60.00	9003290170000
0.6720	43/64	17.07	123.00	36.40	62.00	9003290170700
0.6874	11/16	17.46	123.00	35.81	62.00	9003290174600
0.6890		17.50	123.00	35.75	62.00	9003290175000
0.7031	45/64	17.86	123.00	35.21	62.00	9003290178600
0.7087		18.00	123.00	35.00	62.00	9003290180000
0.7283		18.50	127.00	36.25	64.00	9003290185000
0.7343	47/64	18.65	127.00	36.03	64.00	9003290186500
0.7480		19.00	127.00	35.50	64.00	9003290190000
0.7500	3/4	19.05	131.00	37.43	66.00	9003290190500
0.7657	49/64	19.45	131.00	36.83	66.00	9003290194500
0.7677		19.50	131.00	36.75	66.00	9003290195000
0.7811	25/32	19.84	131.00	36.24	66.00	9003290198400
0.7874		20.00	131.00	36.00	66.00	9003290200000
0.7972		20.25	136.00	37.63	68.00	9003290202500
0.8071		20.50	136.00	37.25	68.00	9003290205000
0.8126	13/16	20.64	136.00	37.04	68.00	9003290206400
0.8268		21.00	136.00	36.50	68.00	9003290210000
0.8465		21.50	141.00	37.75	70.00	9003290215000
0.8661		22.00	141.00	37.00	70.00	9003290220000
0.8740		22.20	141.00	36.70	70.00	9003290222000
0.9055		23.00	146.00	37.50	72.00	9003290230000
0.9449		24.00	151.00	39.00	75.00	9003290240000
0.9646		24.50	151.00	38.25	75.00	9003290245000
0.9843	63/64	25.00	151.00	37.50	75.00	9003290250000
1.0000	1.0000	25.40	156.00	39.90	78.00	9003290254000

Stub length drills 659

~3xD	DIN 1897	GV 120	130°	h8		Cyl	R
Cutting depth	Standard	Type	Point angle	Tolerance on Ø	Web Thinning	Shank form	Cutting direction

Tool material: HSCO

Surface: S

P	Steel	●
M	Stainless steel	●
K	Cast iron	●
N	Aluminum	○
S	Titanium alloys	●
H	Hardened steel	○

●=Optimal
○=Limited

web thinning ≥ Ø 1.000 • relieved cone • Co-alloyed high speed steel • increased wear resistance

acid resist./stainless steels • spring steels • austenitic stainless steels • Hastelloy, Inconel, Nimonic

$t_{max} = l_2\text{-}1.5 \times d_1$

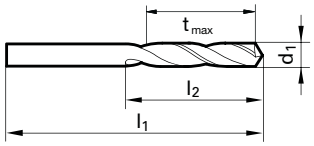

Speeds and feeds information on pg. 537

Shank diameter = cut diameter

Diameter (d1) inch	wire/ltr	mm	l1 mm	t_{max} mm	l2 mm	EDP #
0.0197		0.50	20.00	2.25	3.00	9006590005000
0.0236		0.60	21.00	2.60	3.50	9006590006000
0.0256		0.65	22.00	3.03	4.00	9006590006500
0.0276		0.70	23.00	3.45	4.50	9006590007000
0.0291	#69	0.74	23.00	3.39	4.50	9006590007400
0.0295		0.75	23.00	3.38	4.50	9006590007500
0.0311	1/32 #68	0.79	24.00	3.82	5.00	9006590007900
0.0315		0.80	24.00	3.80	5.00	9006590008000
0.0335		0.85	24.00	3.73	5.00	9006590008500
0.0354		0.90	25.00	4.15	5.50	9006590009000
0.0374		0.95	25.00	4.08	5.50	9006590009500
0.0394		1.00	26.00	4.50	6.00	9006590010000
0.0402	#60	1.02	26.00	4.47	6.00	9006590010200
0.0421	#58	1.07	28.00	5.40	7.00	9006590010700
0.0429	#57	1.09	28.00	5.37	7.00	9006590010900
0.0433		1.10	28.00	5.35	7.00	9006590011000
0.0453		1.15	28.00	5.28	7.00	9006590011500
0.0465	#56	1.18	28.00	5.23	7.00	9006590011800
0.0469	3/64	1.19	30.00	6.22	8.00	9006590011900
0.0472		1.20	30.00	6.20	8.00	9006590012000
0.0492		1.25	30.00	6.13	8.00	9006590012500
0.0512		1.30	30.00	6.05	8.00	9006590013000
0.0520	#55	1.32	30.00	6.02	8.00	9006590013200
0.0551	#54	1.40	32.00	6.90	9.00	9006590014000
0.0571		1.45	32.00	6.83	9.00	9006590014500
0.0591		1.50	32.00	6.75	9.00	9006590015000
0.0594	#53	1.51	34.00	7.74	10.00	9006590015100
0.0602		1.53	34.00	7.71	10.00	9006590015300
0.0618		1.57	34.00	7.65	10.00	9006590015700
0.0626	1/16	1.59	34.00	7.62	10.00	9006590015900
0.0630		1.60	34.00	7.60	10.00	9006590016000
0.0634	#52	1.61	34.00	7.59	10.00	9006590016100
0.0669	#51	1.70	34.00	7.45	10.00	9006590017000
0.0701	#50	1.78	36.00	8.33	11.00	9006590017800
0.0709		1.80	36.00	8.30	11.00	9006590018000
0.0728	#49	1.85	36.00	8.23	11.00	9006590018500
0.0748		1.90	36.00	8.15	11.00	9006590019000
0.0760	#48	1.93	38.00	9.11	12.00	9006590019300
0.0776		1.97	38.00	9.05	12.00	9006590019700
0.0780	5/64	1.98	38.00	9.03	12.00	9006590019800
0.0783	#47	1.99	38.00	9.02	12.00	9006590019900
0.0787		2.00	38.00	9.00	12.00	9006590020000

Diameter (d1) inch	wire/ltr	mm	l1 mm	t_{max} mm	l2 mm	EDP #
0.0819	#45	2.08	38.00	8.88	12.00	9006590020800
0.0827		2.10	38.00	8.85	12.00	9006590021000
0.0858	#44	2.18	40.00	9.73	13.00	9006590021800
0.0866		2.20	40.00	9.70	13.00	9006590022000
0.0886		2.25	40.00	9.63	13.00	9006590022500
0.0890	#43	2.26	40.00	9.61	13.00	9006590022600
0.0906		2.30	40.00	9.55	13.00	9006590023000
0.0933	#42	2.37	43.00	10.45	14.00	9006590023700
0.0937	3/32	2.38	43.00	10.43	14.00	9006590023800
0.0945		2.40	43.00	10.40	14.00	9006590024000
0.0961	#41	2.44	43.00	10.34	14.00	9006590024400
0.0965		2.45	43.00	10.33	14.00	9006590024500
0.0980	#40	2.49	43.00	10.27	14.00	9006590024900
0.0984		2.50	43.00	10.25	14.00	9006590025000
0.0996	#39	2.53	43.00	10.21	14.00	9006590025300
0.1004		2.55	43.00	10.18	14.00	9006590025500
0.1016	#38	2.58	43.00	10.13	14.00	9006590025800
0.1024		2.60	43.00	10.10	14.00	9006590026000
0.1039	#37	2.64	43.00	10.04	14.00	9006590026400
0.1063		2.70	46.00	11.95	16.00	9006590027000
0.1067	#36	2.71	46.00	11.94	16.00	9006590027100
0.1094	7/64	2.78	46.00	11.83	16.00	9006590027800
0.1102		2.80	46.00	11.80	16.00	9006590028000
0.1110	#34	2.82	46.00	11.77	16.00	9006590028200
0.1122		2.85	46.00	11.73	16.00	9006590028500
0.1142		2.90	46.00	11.65	16.00	9006590029000
0.1161	#32	2.95	46.00	11.58	16.00	9006590029500
0.1181		3.00	46.00	11.50	16.00	9006590030000
0.1201	#31	3.05	49.00	13.43	18.00	9006590030500
0.1220		3.10	49.00	13.35	18.00	9006590031000
0.1248	1/8	3.17	49.00	13.25	18.00	9006590031700
0.1260		3.20	49.00	13.20	18.00	9006590032000
0.1280		3.25	49.00	13.13	18.00	9006590032500
0.1283	#30	3.26	49.00	13.11	18.00	9006590032600
0.1299		3.30	49.00	13.05	18.00	9006590033000
0.1339		3.40	52.00	14.90	20.00	9006590034000
0.1358	#29	3.45	52.00	14.83	20.00	9006590034500
0.1378		3.50	52.00	14.75	20.00	9006590035000
0.1406	9/64 #28	3.57	52.00	14.65	20.00	9006590035700
0.1417		3.60	52.00	14.60	20.00	9006590036000
0.1441	#27	3.66	52.00	14.51	20.00	9006590036600
0.1457		3.70	52.00	14.45	20.00	9006590037000

Stub length drills

Series no. **659**

Diameter (d1) inch	wire/ltr	mm	l1 mm	t_{max} mm	l2 mm	EDP #
0.1469	#26	3.73	52.00	14.41	20.00	9006590037300
0.1496	#25	3.80	55.00	16.30	22.00	9006590038000
0.1520	#24	3.86	55.00	16.21	22.00	9006590038600
0.1535		3.90	55.00	16.15	22.00	9006590039000
0.1539	#23	3.91	55.00	16.14	22.00	9006590039100
0.1563	5/32	3.97	55.00	16.05	22.00	9006590039700
0.1571		3.99	55.00	16.02	22.00	9006590039900
0.1575		4.00	55.00	16.00	22.00	9006590040000
0.1591	#21	4.04	55.00	15.94	22.00	9006590040400
0.1610	#20	4.09	55.00	15.87	22.00	9006590040900
0.1614		4.10	55.00	15.85	22.00	9006590041000
0.1634		4.15	55.00	15.78	22.00	9006590041500
0.1654		4.20	55.00	15.70	22.00	9006590042000
0.1673		4.25	55.00	15.63	22.00	9006590042500
0.1693	#18	4.30	58.00	17.55	24.00	9006590043000
0.1720	11/64	4.37	58.00	17.45	24.00	9006590043700
0.1728	#17	4.39	58.00	17.42	24.00	9006590043900
0.1732		4.40	58.00	17.40	24.00	9006590044000
0.1772	#16	4.50	58.00	17.25	24.00	9006590045000
0.1811		4.60	58.00	17.10	24.00	9006590046000
0.1819	#14	4.62	58.00	17.07	24.00	9006590046200
0.1850	#13	4.70	58.00	16.95	24.00	9006590047000
0.1874	3/16	4.76	62.00	18.86	26.00	9006590047600
0.1890	#12	4.80	62.00	18.80	26.00	9006590048000
0.1909	#11	4.85	62.00	18.73	26.00	9006590048500
0.1929		4.90	62.00	18.65	26.00	9006590049000
0.1937	#10	4.92	62.00	18.62	26.00	9006590049200
0.1969		5.00	62.00	18.50	26.00	9006590050000
0.1992	#8	5.06	62.00	18.41	26.00	9006590050600
0.2008		5.10	62.00	18.35	26.00	9006590051000
0.2031	13/64	5.16	62.00	18.26	26.00	9006590051600
0.2047		5.20	62.00	18.20	26.00	9006590052000
0.2055	#5	5.22	62.00	18.17	26.00	9006590052200
0.2087		5.30	62.00	18.05	26.00	9006590053000
0.2091	#4	5.31	66.00	20.04	28.00	9006590053100
0.2126		5.40	66.00	19.90	28.00	9006590054000
0.2165		5.50	66.00	19.75	28.00	9006590055000
0.2189	7/32	5.56	66.00	19.66	28.00	9006590055600
0.2205		5.60	66.00	19.60	28.00	9006590056000
0.2209	#2	5.61	66.00	19.59	28.00	9006590056100
0.2244		5.70	66.00	19.45	28.00	9006590057000
0.2283		5.80	66.00	19.30	28.00	9006590058000
0.2323		5.90	66.00	19.15	28.00	9006590059000
0.2339	A	5.94	66.00	19.09	28.00	9006590059400
0.2362		6.00	66.00	19.00	28.00	9006590060000
0.2378	B	6.04	70.00	21.94	31.00	9006590060400
0.2402		6.10	70.00	21.85	31.00	9006590061000
0.2421	C	6.15	70.00	21.78	31.00	9006590061500
0.2441		6.20	70.00	21.70	31.00	9006590062000
0.2480		6.30	70.00	21.55	31.00	9006590063000
0.2500	1/4 E	6.35	70.00	21.48	31.00	9006590063500
0.2520		6.40	70.00	21.40	31.00	9006590064000
0.2559		6.50	70.00	21.25	31.00	9006590065000
0.2571	F	6.53	70.00	21.21	31.00	9006590065300
0.2598		6.60	70.00	21.10	31.00	9006590066000
0.2638		6.70	70.00	20.95	31.00	9006590067000
0.2657	17/64 H	6.75	74.00	23.88	34.00	9006590067500
0.2677		6.80	74.00	23.80	34.00	9006590068000
0.2717	I	6.90	74.00	23.65	34.00	9006590069000
0.2756		7.00	74.00	23.50	34.00	9006590070000

Diameter (d1) inch	wire/ltr	mm	l1 mm	t_{max} mm	l2 mm	EDP #
0.2795		7.10	74.00	23.35	34.00	9006590071000
0.2811	9/32 K	7.14	74.00	23.29	34.00	9006590071400
0.2835		7.20	74.00	23.20	34.00	9006590072000
0.2874		7.30	74.00	23.05	34.00	9006590073000
0.2902	L	7.37	74.00	22.95	34.00	9006590073700
0.2913		7.40	74.00	22.90	34.00	9006590074000
0.2953		7.50	74.00	22.75	34.00	9006590075000
0.2969	19/64	7.54	79.00	25.69	37.00	9006590075400
0.3031		7.70	79.00	25.45	37.00	9006590077000
0.3071		7.80	79.00	25.30	37.00	9006590078000
0.3126	5/16	7.94	79.00	25.09	37.00	9006590079400
0.3150		8.00	79.00	25.00	37.00	9006590080000
0.3189		8.10	79.00	24.85	37.00	9006590081000
0.3228	P	8.20	79.00	24.70	37.00	9006590082000
0.3268		8.30	79.00	24.55	37.00	9006590083000
0.3307		8.40	79.00	24.40	37.00	9006590084000
0.3346		8.50	79.00	24.25	37.00	9006590085000
0.3386		8.60	84.00	27.10	40.00	9006590086000
0.3425		8.70	84.00	26.95	40.00	9006590087000
0.3437	11/32	8.73	84.00	26.91	40.00	9006590087300
0.3465		8.80	84.00	26.80	40.00	9006590088000
0.3480	S	8.84	84.00	26.74	40.00	9006590088400
0.3543		9.00	84.00	26.50	40.00	9006590090000
0.3583		9.10	84.00	26.35	40.00	9006590091000
0.3594	23/64	9.13	84.00	26.31	40.00	9006590091300
0.3622		9.20	84.00	26.20	40.00	9006590092000
0.3661		9.30	84.00	26.05	40.00	9006590093000
0.3740		9.50	84.00	25.75	40.00	9006590095000
0.3748	3/8	9.52	89.00	28.72	43.00	9006590095200
0.3780		9.60	89.00	28.60	43.00	9006590096000
0.3819		9.70	89.00	28.45	43.00	9006590097000
0.3858	W	9.80	89.00	28.30	43.00	9006590098000
0.3898		9.90	89.00	28.15	43.00	9006590099000
0.3906	25/64	9.92	89.00	28.12	43.00	9006590099200
0.3937		10.00	89.00	28.00	43.00	9006590100000
0.4016		10.20	89.00	27.70	43.00	9006590102000
0.4035		10.25	89.00	27.63	43.00	9006590102500
0.4063	13/32	10.32	89.00	27.52	43.00	9006590103200
0.4134		10.50	89.00	27.25	43.00	9006590105000
0.4220	27/64	10.72	95.00	30.92	47.00	9006590107200
0.4291		10.90	95.00	30.65	47.00	9006590109000
0.4331		11.00	95.00	30.50	47.00	9006590110000
0.4374	7/16	11.11	95.00	30.34	47.00	9006590111100
0.4528		11.50	95.00	29.75	47.00	9006590115000
0.4724		12.00	102.00	33.00	51.00	9006590120000
0.4764		12.10	102.00	32.85	51.00	9006590121000
0.4803		12.20	102.00	32.70	51.00	9006590122000
0.4843	31/64	12.30	102.00	32.55	51.00	9006590123000
0.4921		12.50	102.00	32.25	51.00	9006590125000
0.5000	1/2	12.70	102.00	31.95	51.00	9006590127000
0.5039		12.80	102.00	31.80	51.00	9006590128000
0.5118		13.00	102.00	31.50	51.00	9006590130000
0.5236		13.30	107.00	34.05	54.00	9006590133000
0.5311	17/32	13.49	107.00	33.77	54.00	9006590134900
0.5512		14.00	107.00	33.00	54.00	9006590140000
0.5626	9/16	14.29	111.00	34.57	56.00	9006590142900
0.5709		14.50	111.00	34.25	56.00	9006590145000
0.5906		15.00	111.00	33.50	56.00	9006590150000
0.6102		15.50	115.00	34.75	58.00	9006590155000

Stub length drills

Series no. **5524**

Tool material **HSCO**

Surface ◯

~3xD Cutting depth | DIN 1897 Standard | GU 500 DZ Type | 118° Point angle | h8 Tolerance on Ø | Web Thinning | Cyl Shank form | R Cutting direction | GUHRING SELECT

P	Steel	●
M	Stainless steel	●
K	Cast iron	●
N	Aluminum	●
S	Titanium alloys	
H	Hardened steel	

●=Optimal
○=Limited

web thinning ≥ Ø 1.000 • facet split point • Co-alloyed high speed steel • low feed force required • low torque required • for universal application

alloyed/unalloyed steels up to 800 N/mm² • cold/hot work steels • antifriction bearing steels • non-ferrous metals • cast materials • stainless steels • plastics

$t_{max} = l_2 - 1.5 \times d_1$

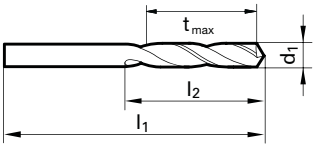

Speeds and feeds information on pg. 576

Shank diameter = cut diameter

Diameter (d_1) inch	wire/ltr	mm	l_1 mm	t_{max} mm	l_2 mm	EDP #
0.0394		1.00	26.00	4.50	6.00	**9055240010000**
0.0402		1.02	26.00	4.47	6.00	**9055240010200**
0.0409		1.04	26.00	4.44	6.00	**9055240010400**
0.0421		1.07	28.00	5.40	7.00	**9055240010700**
0.0429		1.09	28.00	5.37	7.00	**9055240010900**
0.0433		1.10	28.00	5.35	7.00	**9055240011000**
0.0465		1.18	28.00	5.23	7.00	**9055240011800**
0.0469	3/64	1.19	30.00	6.22	8.00	**9055240011900**
0.0472		1.20	30.00	6.20	8.00	**9055240012000**
0.0512		1.30	30.00	6.05	8.00	**9055240013000**
0.0520		1.32	30.00	6.02	8.00	**9055240013200**
0.0551		1.40	32.00	6.90	9.00	**9055240014000**
0.0591		1.50	32.00	6.75	9.00	**9055240015000**
0.0594		1.51	34.00	7.74	10.00	**9055240015100**
0.0626	1/16	1.59	34.00	7.62	10.00	**9055240015900**
0.0630		1.60	34.00	7.60	10.00	**9055240016000**
0.0634		1.61	34.00	7.59	10.00	**9055240016100**
0.0669		1.70	34.00	7.45	10.00	**9055240017000**
0.0701		1.78	36.00	8.33	11.00	**9055240017800**
0.0709		1.80	36.00	8.30	11.00	**9055240018000**
0.0728		1.85	36.00	8.23	11.00	**9055240018500**
0.0748		1.90	36.00	8.15	11.00	**9055240019000**
0.0760		1.93	38.00	9.11	12.00	**9055240019300**
0.0780	5/64	1.98	38.00	9.03	12.00	**9055240019800**
0.0783		1.99	38.00	9.02	12.00	**9055240019900**
0.0787		2.00	38.00	9.00	12.00	**9055240020000**
0.0811		2.06	38.00	8.91	12.00	**9055240020600**
0.0819		2.08	38.00	8.88	12.00	**9055240020800**
0.0827		2.10	38.00	8.85	12.00	**9055240021000**
0.0858		2.18	40.00	9.73	13.00	**9055240021800**
0.0866		2.20	40.00	9.70	13.00	**9055240022000**
0.0890		2.26	40.00	9.61	13.00	**9055240022600**
0.0906		2.30	40.00	9.55	13.00	**9055240023000**
0.0933		2.37	43.00	10.45	14.00	**9055240023700**
0.0937	3/32	2.38	43.00	10.43	14.00	**9055240023800**
0.0945		2.40	43.00	10.40	14.00	**9055240024000**
0.0961		2.44	43.00	10.34	14.00	**9055240024400**
0.0980		2.49	43.00	10.27	14.00	**9055240024900**
0.0984		2.50	43.00	10.25	14.00	**9055240025000**
0.0996		2.53	43.00	10.21	14.00	**9055240025300**
0.1016		2.58	43.00	10.13	14.00	**9055240025800**

Diameter (d_1) inch	wire/ltr	mm	l_1 mm	t_{max} mm	l_2 mm	EDP #
0.1024		2.60	43.00	10.10	14.00	**9055240026000**
0.1039		2.64	43.00	10.04	14.00	**9055240026400**
0.1063		2.70	46.00	11.95	16.00	**9055240027000**
0.1067		2.71	46.00	11.94	16.00	**9055240027100**
0.1094	7/64	2.78	46.00	11.83	16.00	**9055240027800**
0.1098		2.79	46.00	11.82	16.00	**9055240027900**
0.1102		2.80	46.00	11.80	16.00	**9055240028000**
0.1110		2.82	46.00	11.77	16.00	**9055240028200**
0.1130		2.87	46.00	11.70	16.00	**9055240028700**
0.1142		2.90	46.00	11.65	16.00	**9055240029000**
0.1161		2.95	46.00	11.58	16.00	**9055240029500**
0.1181		3.00	46.00	11.50	16.00	**9055240030000**
0.1201		3.05	49.00	13.43	18.00	**9055240030500**
0.1220		3.10	49.00	13.35	18.00	**9055240031000**
0.1248	1/8	3.17	49.00	13.25	18.00	**9055240031700**
0.1260		3.20	49.00	13.20	18.00	**9055240032000**
0.1283		3.26	49.00	13.11	18.00	**9055240032600**
0.1299		3.30	49.00	13.05	18.00	**9055240033000**
0.1339		3.40	52.00	14.90	20.00	**9055240034000**
0.1358		3.45	52.00	14.83	20.00	**9055240034500**
0.1378		3.50	52.00	14.75	20.00	**9055240035000**
0.1406	9/64 #28	3.57	52.00	14.65	20.00	**9055240035700**
0.1417		3.60	52.00	14.60	20.00	**9055240036000**
0.1441		3.66	52.00	14.51	20.00	**9055240036600**
0.1457		3.70	52.00	14.45	20.00	**9055240037000**
0.1469		3.73	52.00	14.41	20.00	**9055240037300**
0.1496		3.80	55.00	16.30	22.00	**9055240038000**
0.1520		3.86	55.00	16.21	22.00	**9055240038600**
0.1535		3.90	55.00	16.15	22.00	**9055240039000**
0.1539		3.91	55.00	16.14	22.00	**9055240039100**
0.1563	5/32	3.97	55.00	16.05	22.00	**9055240039700**
0.1571		3.99	55.00	16.02	22.00	**9055240039900**
0.1575		4.00	55.00	16.00	22.00	**9055240040000**
0.1591		4.04	55.00	15.94	22.00	**9055240040400**
0.1610		4.09	55.00	15.87	22.00	**9055240040900**
0.1614		4.10	55.00	15.85	22.00	**9055240041000**
0.1654		4.20	55.00	15.70	22.00	**9055240042000**
0.1661		4.22	55.00	15.67	22.00	**9055240042200**
0.1693		4.30	58.00	17.55	24.00	**9055240043000**
0.1720	11/64	4.37	58.00	17.45	24.00	**9055240043700**
0.1728		4.39	58.00	17.42	24.00	**9055240043900**

Stub length drills

Series no. **5524**

Diameter (d_1) inch	wire/ltr	mm	l_1 mm	t_{max} mm	l_2 mm	EDP #
0.1732		4.40	58.00	17.40	24.00	**9055240044000**
0.1772		4.50	58.00	17.25	24.00	**9055240045000**
0.1799		4.57	58.00	17.15	24.00	**9055240045700**
0.1811		4.60	58.00	17.10	24.00	**9055240046000**
0.1819		4.62	58.00	17.07	24.00	**9055240046200**
0.1850		4.70	58.00	16.95	24.00	**9055240047000**
0.1874	3/16	4.76	62.00	18.86	26.00	**9055240047600**
0.1890		4.80	62.00	18.80	26.00	**9055240048000**
0.1909		4.85	62.00	18.73	26.00	**9055240048500**
0.1929		4.90	62.00	18.65	26.00	**9055240049000**
0.1937		4.92	62.00	18.62	26.00	**9055240049200**
0.1961		4.98	62.00	18.53	26.00	**9055240049800**
0.1969		5.00	62.00	18.50	26.00	**9055240050000**
0.1992		5.06	62.00	18.41	26.00	**9055240050600**
0.2008		5.10	62.00	18.35	26.00	**9055240051000**
0.2012		5.11	62.00	18.34	26.00	**9055240051100**
0.2031	13/64	5.16	62.00	18.26	26.00	**9055240051600**
0.2039		5.18	62.00	18.23	26.00	**9055240051800**
0.2047		5.20	62.00	18.20	26.00	**9055240052000**
0.2055		5.22	62.00	18.17	26.00	**9055240052200**
0.2087		5.30	62.00	18.05	26.00	**9055240053000**
0.2091		5.31	66.00	20.04	28.00	**9055240053100**
0.2126		5.40	66.00	19.90	28.00	**9055240054000**
0.2130		5.41	66.00	19.89	28.00	**9055240054100**
0.2165		5.50	66.00	19.75	28.00	**9055240055000**
0.2189	7/32	5.56	66.00	19.66	28.00	**9055240055600**
0.2205		5.60	66.00	19.60	28.00	**9055240056000**
0.2209		5.61	66.00	19.59	28.00	**9055240056100**
0.2244		5.70	66.00	19.45	28.00	**9055240057000**
0.2280		5.79	66.00	19.32	28.00	**9055240057900**
0.2283		5.80	66.00	19.30	28.00	**9055240058000**
0.2323		5.90	66.00	19.15	28.00	**9055240059000**
0.2339	A	5.94	66.00	19.09	28.00	**9055240059400**
0.2343	15/64	5.95	66.00	19.08	28.00	**9055240059500**
0.2362		6.00	66.00	19.00	28.00	**9055240060000**
0.2378	B	6.04	70.00	21.94	31.00	**9055240060400**
0.2402		6.10	70.00	21.85	31.00	**9055240061000**
0.2421	C	6.15	70.00	21.78	31.00	**9055240061500**
0.2441		6.20	70.00	21.70	31.00	**9055240062000**
0.2461	D	6.25	70.00	21.63	31.00	**9055240062500**
0.2480		6.30	70.00	21.55	31.00	**9055240063000**
0.2500	1/4 E	6.35	70.00	21.48	31.00	**9055240063500**
0.2520		6.40	70.00	21.40	31.00	**9055240064000**
0.2559		6.50	70.00	21.25	31.00	**9055240065000**
0.2571	F	6.53	70.00	21.21	31.00	**9055240065300**
0.2598		6.60	70.00	21.10	31.00	**9055240066000**
0.2610	G	6.63	70.00	21.06	31.00	**9055240066300**
0.2638		6.70	70.00	20.95	31.00	**9055240067000**
0.2657	17/64 H	6.75	74.00	23.88	34.00	**9055240067500**
0.2677		6.80	74.00	23.80	34.00	**9055240068000**
0.2717	I	6.90	74.00	23.65	34.00	**9055240069000**
0.2756		7.00	74.00	23.50	34.00	**9055240070000**
0.2768	J	7.03	74.00	23.46	34.00	**9055240070300**
0.2795		7.10	74.00	23.35	34.00	**9055240071000**
0.2811	9/32 K	7.14	74.00	23.29	34.00	**9055240071400**
0.2835		7.20	74.00	23.20	34.00	**9055240072000**
0.2874		7.30	74.00	23.05	34.00	**9055240073000**
0.2902	L	7.37	74.00	22.95	34.00	**9055240073700**
0.2913		7.40	74.00	22.90	34.00	**9055240074000**
0.2949	M	7.49	74.00	22.77	34.00	**9055240074900**
0.2953		7.50	74.00	22.75	34.00	**9055240075000**
0.2969	19/64	7.54	79.00	25.69	37.00	**9055240075400**
0.2992		7.60	79.00	25.60	37.00	**9055240076000**

Diameter (d_1) inch	wire/ltr	mm	l_1 mm	t_{max} mm	l_2 mm	EDP #
0.3020	N	7.67	79.00	25.50	37.00	**9055240076700**
0.3031		7.70	79.00	25.45	37.00	**9055240077000**
0.3071		7.80	79.00	25.30	37.00	**9055240078000**
0.3110		7.90	79.00	25.15	37.00	**9055240079000**
0.3126	5/16	7.94	79.00	25.09	37.00	**9055240079400**
0.3150		8.00	79.00	25.00	37.00	**9055240080000**
0.3161	O	8.03	79.00	24.96	37.00	**9055240080300**
0.3189		8.10	79.00	24.85	37.00	**9055240081000**
0.3228	P	8.20	79.00	24.70	37.00	**9055240082000**
0.3268		8.30	79.00	24.55	37.00	**9055240083000**
0.3280	21/64	8.33	79.00	24.51	37.00	**9055240083300**
0.3307		8.40	79.00	24.40	37.00	**9055240084000**
0.3319	Q	8.43	79.00	24.36	37.00	**9055240084300**
0.3346		8.50	79.00	24.25	37.00	**9055240085000**
0.3386		8.60	84.00	27.10	40.00	**9055240086000**
0.3390	R	8.61	84.00	27.09	40.00	**9055240086100**
0.3425		8.70	84.00	26.95	40.00	**9055240087000**
0.3437	11/32	8.73	84.00	26.91	40.00	**9055240087300**
0.3465		8.80	84.00	26.80	40.00	**9055240088000**
0.3480	S	8.84	84.00	26.74	40.00	**9055240088400**
0.3504		8.90	84.00	26.65	40.00	**9055240089000**
0.3543		9.00	84.00	26.50	40.00	**9055240090000**
0.3579	T	9.09	84.00	26.37	40.00	**9055240090900**
0.3583		9.10	84.00	26.35	40.00	**9055240091000**
0.3594	23/64	9.13	84.00	26.31	40.00	**9055240091300**
0.3622		9.20	84.00	26.20	40.00	**9055240092000**
0.3661		9.30	84.00	26.05	40.00	**9055240093000**
0.3677	U	9.34	84.00	25.99	40.00	**9055240093400**
0.3701		9.40	84.00	25.90	40.00	**9055240094000**
0.3740		9.50	84.00	25.75	40.00	**9055240095000**
0.3748	3/8	9.52	89.00	28.72	43.00	**9055240095200**
0.3772	V	9.58	89.00	28.63	43.00	**9055240095800**
0.3780		9.60	89.00	28.60	43.00	**9055240096000**
0.3819		9.70	89.00	28.45	43.00	**9055240097000**
0.3858	W	9.80	89.00	28.30	43.00	**9055240098000**
0.3898		9.90	89.00	28.15	43.00	**9055240099000**
0.3906	25/64	9.92	89.00	28.12	43.00	**9055240099200**
0.3937		10.00	89.00	28.00	43.00	**9055240100000**
0.3969	X	10.08	89.00	27.88	43.00	**9055240100800**
0.3976		10.10	89.00	27.85	43.00	**9055240101000**
0.4016		10.20	89.00	27.70	43.00	**9055240102000**
0.4039	Y	10.26	89.00	27.61	43.00	**9055240102600**
0.4055		10.30	89.00	27.55	43.00	**9055240103000**
0.4063	13/32	10.32	89.00	27.52	43.00	**9055240103200**
0.4094		10.40	89.00	27.40	43.00	**9055240104000**
0.4130	Z	10.49	89.00	27.27	43.00	**9055240104900**
0.4134		10.50	89.00	27.25	43.00	**9055240105000**
0.4220	27/64	10.72	95.00	30.92	47.00	**9055240107200**
0.4331		11.00	95.00	30.50	47.00	**9055240110000**
0.4374	7/16	11.11	95.00	30.34	47.00	**9055240111100**
0.4528		11.50	95.00	29.75	47.00	**9055240115000**
0.4531	29/64	11.51	95.00	29.74	47.00	**9055240115100**
0.4689	15/32	11.91	102.00	33.14	51.00	**9055240119100**
0.4724		12.00	102.00	33.00	51.00	**9055240120000**
0.4843	31/64	12.30	102.00	32.55	51.00	**9055240123000**
0.4921		12.50	102.00	32.25	51.00	**9055240125000**
0.5000	1/2	12.70	102.00	31.95	51.00	**9055240127000**
0.5118		13.00	102.00	31.50	51.00	**9055240130000**
0.5157	33/64	13.10	102.00	31.35	51.00	**9055240131000**
0.5311	17/32	13.49	107.00	33.77	54.00	**9055240134900**
0.5315		13.50	107.00	33.75	54.00	**9055240135000**
0.5512		14.00	107.00	33.00	54.00	**9055240140000**
0.5626	9/16	14.29	111.00	34.57	56.00	**9055240142900**

Stub length drills

Series no. **5520**

Tool material **HSCO**

Surface **S**

~3xD Cutting depth | DIN 1897 Standard | GU 500 DZ Type | 118° Point angle | h8 Tolerance on Ø | Web Thinning | Cyl Shank form | R Cutting direction | GUHRING FIRE

P	Steel	●
M	Stainless steel	●
K	Cast iron	●
N	Aluminum	●
S	Titanium alloys	
H	Hardened steel	

●=Optimal
○=Limited

web thinning ≥ Ø 1.000 • facet split point • Co-alloyed high speed steel • low feed force required • low torque required • for universal application

alloyed/unalloyed steels up to 800 N/mm² • cold/hot work steels • antifriction bearing steels • non-ferrous metals • cast materials • stainless steels • plastics

$t_{max} = l_2\text{-}1.5 \times d_1$

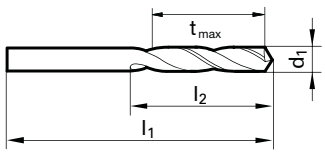

Speeds and feeds information on pg. 574

Shank diameter = cut diameter

Diameter (d_1) inch	wire/ltr	mm	l_1 mm	t_{max} mm	l_2 mm	EDP #
0.0394		1.00	26.00	4.50	6.00	**9055200010000**
0.0402		1.02	26.00	4.47	6.00	**9055200010200**
0.0409		1.04	26.00	4.44	6.00	**9055200010400**
0.0421		1.07	28.00	5.40	7.00	**9055200010700**
0.0429		1.09	28.00	5.37	7.00	**9055200010900**
0.0433		1.10	28.00	5.35	7.00	**9055200011000**
0.0465		1.18	28.00	5.23	7.00	**9055200011800**
0.0469	3/64	1.19	30.00	6.22	8.00	**9055200011900**
0.0472		1.20	30.00	6.20	8.00	**9055200012000**
0.0512		1.30	30.00	6.05	8.00	**9055200013000**
0.0520		1.32	30.00	6.02	8.00	**9055200013200**
0.0551		1.40	32.00	6.90	9.00	**9055200014000**
0.0591		1.50	32.00	6.75	9.00	**9055200015000**
0.0594		1.51	34.00	7.74	10.00	**9055200015100**
0.0626	1/16	1.59	34.00	7.62	10.00	**9055200015900**
0.0630		1.60	34.00	7.60	10.00	**9055200016000**
0.0634		1.61	34.00	7.59	10.00	**9055200016100**
0.0669		1.70	34.00	7.45	10.00	**9055200017000**
0.0701		1.78	36.00	8.33	11.00	**9055200017800**
0.0709		1.80	36.00	8.30	11.00	**9055200018000**
0.0728		1.85	36.00	8.23	11.00	**9055200018500**
0.0748		1.90	36.00	8.15	11.00	**9055200019000**
0.0760		1.93	38.00	9.11	12.00	**9055200019300**
0.0780	5/64	1.98	38.00	9.03	12.00	**9055200019800**
0.0783		1.99	38.00	9.02	12.00	**9055200019900**
0.0787		2.00	38.00	9.00	12.00	**9055200020000**
0.0811		2.06	38.00	8.91	12.00	**9055200020600**
0.0819		2.08	38.00	8.88	12.00	**9055200020800**
0.0827		2.10	38.00	8.85	12.00	**9055200021000**
0.0858		2.18	40.00	9.73	13.00	**9055200021800**
0.0866		2.20	40.00	9.70	13.00	**9055200022000**
0.0890		2.26	40.00	9.61	13.00	**9055200022600**
0.0906		2.30	40.00	9.55	13.00	**9055200023000**
0.0933		2.37	43.00	10.45	14.00	**9055200023700**
0.0937	3/32	2.38	43.00	10.43	14.00	**9055200023800**
0.0945		2.40	43.00	10.40	14.00	**9055200024000**
0.0961		2.44	43.00	10.34	14.00	**9055200024400**
0.0980		2.49	43.00	10.27	14.00	**9055200024900**
0.0984		2.50	43.00	10.25	14.00	**9055200025000**
0.0996		2.53	43.00	10.21	14.00	**9055200025300**
0.1016		2.58	43.00	10.13	14.00	**9055200025800**
0.1024		2.60	43.00	10.10	14.00	**9055200026000**

Diameter (d_1) inch	wire/ltr	mm	l_1 mm	t_{max} mm	l_2 mm	EDP #
0.1039		2.64	43.00	10.04	14.00	**9055200026400**
0.1063		2.70	46.00	11.95	16.00	**9055200027000**
0.1067		2.71	46.00	11.94	16.00	**9055200027100**
0.1094	7/64	2.78	46.00	11.83	16.00	**9055200027800**
0.1098		2.79	46.00	11.82	16.00	**9055200027900**
0.1102		2.80	46.00	11.80	16.00	**9055200028000**
0.1110		2.82	46.00	11.77	16.00	**9055200028200**
0.1130		2.87	46.00	11.70	16.00	**9055200028700**
0.1142		2.90	46.00	11.65	16.00	**9055200029000**
0.1161		2.95	46.00	11.58	16.00	**9055200029500**
0.1181		3.00	46.00	11.50	16.00	**9055200030000**
0.1201		3.05	49.00	13.43	18.00	**9055200030500**
0.1220		3.10	49.00	13.35	18.00	**9055200031000**
0.1248	1/8	3.17	49.00	13.25	18.00	**9055200031700**
0.1260		3.20	49.00	13.20	18.00	**9055200032000**
0.1283		3.26	49.00	13.11	18.00	**9055200032600**
0.1299		3.30	49.00	13.05	18.00	**9055200033000**
0.1339		3.40	52.00	14.90	20.00	**9055200034000**
0.1358		3.45	52.00	14.83	20.00	**9055200034500**
0.1378		3.50	52.00	14.75	20.00	**9055200035000**
0.1406	9/64 #28	3.57	52.00	14.65	20.00	**9055200035700**
0.1417		3.60	52.00	14.60	20.00	**9055200036000**
0.1441		3.66	52.00	14.51	20.00	**9055200036600**
0.1457		3.70	52.00	14.45	20.00	**9055200037000**
0.1469		3.73	52.00	14.41	20.00	**9055200037300**
0.1496		3.80	55.00	16.30	22.00	**9055200038000**
0.1520		3.86	55.00	16.21	22.00	**9055200038600**
0.1535		3.90	55.00	16.15	22.00	**9055200039000**
0.1539		3.91	55.00	16.14	22.00	**9055200039100**
0.1563	5/32	3.97	55.00	16.05	22.00	**9055200039700**
0.1571		3.99	55.00	16.02	22.00	**9055200039900**
0.1575		4.00	55.00	16.00	22.00	**9055200040000**
0.1591		4.04	55.00	15.94	22.00	**9055200040400**
0.1610		4.09	55.00	15.87	22.00	**9055200040900**
0.1614		4.10	55.00	15.85	22.00	**9055200041000**
0.1654		4.20	55.00	15.70	22.00	**9055200042000**
0.1661		4.22	55.00	15.67	22.00	**9055200042200**
0.1693		4.30	58.00	17.55	24.00	**9055200043000**
0.1720	11/64	4.37	58.00	17.45	24.00	**9055200043700**
0.1728		4.39	58.00	17.42	24.00	**9055200043900**
0.1732		4.40	58.00	17.40	24.00	**9055200044000**
0.1772		4.50	58.00	17.25	24.00	**9055200045000**

Stub length drills

Series no. **5520**

Diameter (d_1) inch	wire/ltr	mm	l_1 mm	t_{max} mm	l_2 mm	EDP #
0.1799		4.57	58.00	17.15	24.00	**9055200045700**
0.1811		4.60	58.00	17.10	24.00	**9055200046000**
0.1819		4.62	58.00	17.07	24.00	**9055200046200**
0.1850		4.70	58.00	16.95	24.00	**9055200047000**
0.1874	3/16	4.76	62.00	18.86	26.00	**9055200047600**
0.1890		4.80	62.00	18.80	26.00	**9055200048000**
0.1909		4.85	62.00	18.73	26.00	**9055200048500**
0.1929		4.90	62.00	18.65	26.00	**9055200049000**
0.1937		4.92	62.00	18.62	26.00	**9055200049200**
0.1961		4.98	62.00	18.53	26.00	**9055200049800**
0.1969		5.00	62.00	18.50	26.00	**9055200050000**
0.1992		5.06	62.00	18.41	26.00	**9055200050600**
0.2008		5.10	62.00	18.35	26.00	**9055200051000**
0.2012		5.11	62.00	18.34	26.00	**9055200051100**
0.2031	13/64	5.16	62.00	18.26	26.00	**9055200051600**
0.2039		5.18	62.00	18.23	26.00	**9055200051800**
0.2047		5.20	62.00	18.20	26.00	**9055200052000**
0.2055		5.22	62.00	18.17	26.00	**9055200052200**
0.2087		5.30	62.00	18.05	26.00	**9055200053000**
0.2091		5.31	66.00	20.04	28.00	**9055200053100**
0.2126		5.40	66.00	19.90	28.00	**9055200054000**
0.2130		5.41	66.00	19.89	28.00	**9055200054100**
0.2165		5.50	66.00	19.75	28.00	**9055200055000**
0.2189	7/32	5.56	66.00	19.66	28.00	**9055200055600**
0.2205		5.60	66.00	19.60	28.00	**9055200056000**
0.2209		5.61	66.00	19.59	28.00	**9055200056100**
0.2244		5.70	66.00	19.45	28.00	**9055200057000**
0.2280		5.79	66.00	19.32	28.00	**9055200057900**
0.2283		5.80	66.00	19.30	28.00	**9055200058000**
0.2323		5.90	66.00	19.15	28.00	**9055200059000**
0.2339	A	5.94	66.00	19.09	28.00	**9055200059400**
0.2343	15/64	5.95	66.00	19.08	28.00	**9055200059500**
0.2362		6.00	66.00	19.00	28.00	**9055200060000**
0.2378	B	6.04	70.00	21.94	31.00	**9055200060400**
0.2402		6.10	70.00	21.85	31.00	**9055200061000**
0.2421	C	6.15	70.00	21.78	31.00	**9055200061500**
0.2441		6.20	70.00	21.70	31.00	**9055200062000**
0.2461	D	6.25	70.00	21.63	31.00	**9055200062500**
0.2480		6.30	70.00	21.55	31.00	**9055200063000**
0.2500	1/4 E	6.35	70.00	21.48	31.00	**9055200063500**
0.2520		6.40	70.00	21.40	31.00	**9055200064000**
0.2559		6.50	70.00	21.25	31.00	**9055200065000**
0.2571	F	6.53	70.00	21.21	31.00	**9055200065300**
0.2598		6.60	70.00	21.10	31.00	**9055200066000**
0.2610	G	6.63	70.00	21.06	31.00	**9055200066300**
0.2638		6.70	70.00	20.95	31.00	**9055200067000**
0.2657	17/64 H	6.75	74.00	23.88	34.00	**9055200067500**
0.2677		6.80	74.00	23.80	34.00	**9055200068000**
0.2717	I	6.90	74.00	23.65	34.00	**9055200069000**
0.2756		7.00	74.00	23.50	34.00	**9055200070000**
0.2768	J	7.03	74.00	23.46	34.00	**9055200070300**
0.2795		7.10	74.00	23.35	34.00	**9055200071000**
0.2811	9/32 K	7.14	74.00	23.29	34.00	**9055200071400**
0.2835		7.20	74.00	23.20	34.00	**9055200072000**
0.2874		7.30	74.00	23.05	34.00	**9055200073000**
0.2902	L	7.37	74.00	22.95	34.00	**9055200073700**
0.2913		7.40	74.00	22.90	34.00	**9055200074000**
0.2949	M	7.49	74.00	22.77	34.00	**9055200074900**
0.2953		7.50	74.00	22.75	34.00	**9055200075000**
0.2969	19/64	7.54	79.00	25.69	37.00	**9055200075400**
0.2992		7.60	79.00	25.60	37.00	**9055200076000**
0.3020	N	7.67	79.00	25.50	37.00	**9055200076700**

Diameter (d_1) inch	wire/ltr	mm	l_1 mm	t_{max} mm	l_2 mm	EDP #
0.3031		7.70	79.00	25.45	37.00	**9055200077000**
0.3071		7.80	79.00	25.30	37.00	**9055200078000**
0.3110		7.90	79.00	25.15	37.00	**9055200079000**
0.3126	5/16	7.94	79.00	25.09	37.00	**9055200079400**
0.3150		8.00	79.00	25.00	37.00	**9055200080000**
0.3161	O	8.03	79.00	24.96	37.00	**9055200080300**
0.3189		8.10	79.00	24.85	37.00	**9055200081000**
0.3228	P	8.20	79.00	24.70	37.00	**9055200082000**
0.3268		8.30	79.00	24.55	37.00	**9055200083000**
0.3280	21/64	8.33	79.00	24.51	37.00	**9055200083300**
0.3307		8.40	79.00	24.40	37.00	**9055200084000**
0.3319	Q	8.43	79.00	24.36	37.00	**9055200084300**
0.3346		8.50	79.00	24.25	37.00	**9055200085000**
0.3386		8.60	84.00	27.10	40.00	**9055200086000**
0.3390	R	8.61	84.00	27.09	40.00	**9055200086100**
0.3425		8.70	84.00	26.95	40.00	**9055200087000**
0.3437	11/32	8.73	84.00	26.91	40.00	**9055200087300**
0.3465		8.80	84.00	26.80	40.00	**9055200088000**
0.3480	S	8.84	84.00	26.74	40.00	**9055200088400**
0.3504		8.90	84.00	26.65	40.00	**9055200089000**
0.3543		9.00	84.00	26.50	40.00	**9055200090000**
0.3579	T	9.09	84.00	26.37	40.00	**9055200090900**
0.3583		9.10	84.00	26.35	40.00	**9055200091000**
0.3594	23/64	9.13	84.00	26.31	40.00	**9055200091300**
0.3622		9.20	84.00	26.20	40.00	**9055200092000**
0.3661		9.30	84.00	26.05	40.00	**9055200093000**
0.3677	U	9.34	84.00	25.99	40.00	**9055200093400**
0.3701		9.40	84.00	25.90	40.00	**9055200094000**
0.3740		9.50	84.00	25.75	40.00	**9055200095000**
0.3748	3/8	9.52	89.00	28.72	43.00	**9055200095200**
0.3772	V	9.58	89.00	28.63	43.00	**9055200095800**
0.3780		9.60	89.00	28.60	43.00	**9055200096000**
0.3819		9.70	89.00	28.45	43.00	**9055200097000**
0.3858	W	9.80	89.00	28.30	43.00	**9055200098000**
0.3898		9.90	89.00	28.15	43.00	**9055200099000**
0.3906	25/64	9.92	89.00	28.12	43.00	**9055200099200**
0.3937		10.00	89.00	28.00	43.00	**9055200100000**
0.3969	X	10.08	89.00	27.88	43.00	**9055200100800**
0.3976		10.10	89.00	27.85	43.00	**9055200101000**
0.4016		10.20	89.00	27.70	43.00	**9055200102000**
0.4039	Y	10.26	89.00	27.61	43.00	**9055200102600**
0.4055		10.30	89.00	27.55	43.00	**9055200103000**
0.4063	13/32	10.32	89.00	27.52	43.00	**9055200103200**
0.4094		10.40	89.00	27.40	43.00	**9055200104000**
0.4130	Z	10.49	89.00	27.27	43.00	**9055200104900**
0.4134		10.50	89.00	27.25	43.00	**9055200105000**
0.4220	27/64	10.72	95.00	30.92	47.00	**9055200107200**
0.4331		11.00	95.00	30.50	47.00	**9055200110000**
0.4374	7/16	11.11	95.00	30.34	47.00	**9055200111100**
0.4528		11.50	95.00	29.75	47.00	**9055200115000**
0.4531	29/64	11.51	95.00	29.74	47.00	**9055200115100**
0.4689	15/32	11.91	102.00	33.14	51.00	**9055200119100**
0.4724		12.00	102.00	33.00	51.00	**9055200120000**
0.4843	31/64	12.30	102.00	32.55	51.00	**9055200123000**
0.4921		12.50	102.00	32.25	51.00	**9055200125000**
0.5000	1/2	12.70	102.00	31.95	51.00	**9055200127000**
0.5118		13.00	102.00	31.50	51.00	**9055200130000**
0.5157	33/64	13.10	102.00	31.35	51.00	**9055200131000**
0.5311	17/32	13.49	107.00	33.77	54.00	**9055200134900**
0.5315		13.50	107.00	33.75	54.00	**9055200135000**
0.5512		14.00	107.00	33.00	54.00	**9055200140000**
0.5626	9/16	14.29	111.00	34.57	56.00	**9055200142900**

Stub length drills

Series no. **5521**

~3xD	DIN 1897	GT 500 DZ	130°	h8		Cyl	R
Cutting depth	Standard	Type	Point angle	Tolerance on Ø	Web Thinning	Shank form	Cutting direction

Tool material **HSS-E-PM**

Surface **S**

P	Steel	●
M	Stainless steel	●
K	Cast iron	●
N	Aluminum	○
S	Titanium alloys	●
H	Hardened steel	○

●=Optimal
○=Limited

web thinning ≥ Ø 1.000 • relieved cone • PM-Co-alloyed high speed steel • especially high rigidity • especially high wear resistance

high-alloyed steels • heat treatable and case hardened steels • cast iron, brass, bronze

$t_{max} = l_2\text{-}1.5 \times d_1$

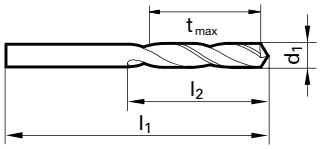

Speeds and feeds information on pg. 574

Shank diameter = cut diameter

Diameter (d_1) inch	wire/ltr	mm	l_1 mm	t_{max} mm	l_2 mm	EDP #
0.0394		1.00	26.00	4.50	6.00	9055210010000
0.0433		1.10	28.00	5.35	7.00	9055210011000
0.0472		1.20	30.00	6.20	8.00	9055210012000
0.0512		1.30	30.00	6.05	8.00	9055210013000
0.0551	#54	1.40	32.00	6.90	9.00	9055210014000
0.0591		1.50	32.00	6.75	9.00	9055210015000
0.0626	1/16	1.59	34.00	7.62	10.00	9055210015900
0.0630		1.60	34.00	7.60	10.00	9055210016000
0.0669	#51	1.70	34.00	7.45	10.00	9055210017000
0.0709		1.80	36.00	8.30	11.00	9055210018000
0.0748		1.90	36.00	8.15	11.00	9055210019000
0.0780	5/64	1.98	38.00	9.03	12.00	9055210019800
0.0787		2.00	38.00	9.00	12.00	9055210020000
0.0827		2.10	38.00	8.85	12.00	9055210021000
0.0866		2.20	40.00	9.70	13.00	9055210022000
0.0906		2.30	40.00	9.55	13.00	9055210023000
0.0937	3/32	2.38	43.00	10.43	14.00	9055210023800
0.0945		2.40	43.00	10.40	14.00	9055210024000
0.0984		2.50	43.00	10.25	14.00	9055210025000
0.1024		2.60	43.00	10.10	14.00	9055210026000
0.1063		2.70	46.00	11.95	16.00	9055210027000
0.1094	7/64	2.78	46.00	11.83	16.00	9055210027800
0.1102		2.80	46.00	11.80	16.00	9055210028000
0.1142		2.90	46.00	11.65	16.00	9055210029000
0.1181		3.00	46.00	11.50	16.00	9055210030000
0.1220		3.10	49.00	13.35	18.00	9055210031000
0.1248	1/8	3.17	49.00	13.25	18.00	9055210031700
0.1260		3.20	49.00	13.20	18.00	9055210032000
0.1299		3.30	49.00	13.05	18.00	9055210033000
0.1339		3.40	52.00	14.90	20.00	9055210034000
0.1378		3.50	52.00	14.75	20.00	9055210035000
0.1406	9/64 #28	3.57	52.00	14.65	20.00	9055210035700
0.1417		3.60	52.00	14.60	20.00	9055210036000
0.1457		3.70	52.00	14.45	20.00	9055210037000
0.1496	#25	3.80	55.00	16.30	22.00	9055210038000
0.1535		3.90	55.00	16.15	22.00	9055210039000
0.1563	5/32	3.97	55.00	16.05	22.00	9055210039700
0.1575		4.00	55.00	16.00	22.00	9055210040000
0.1614		4.10	55.00	15.85	22.00	9055210041000
0.1654		4.20	55.00	15.70	22.00	9055210042000
0.1693	#18	4.30	58.00	17.55	24.00	9055210043000

Diameter (d_1) inch	wire/ltr		mm	l_1 mm	t_{max} mm	l_2 mm	EDP #
0.1720	11/64		4.37	58.00	17.45	24.00	9055210043700
0.1732			4.40	58.00	17.40	24.00	9055210044000
0.1772		#16	4.50	58.00	17.25	24.00	9055210045000
0.1811			4.60	58.00	17.10	24.00	9055210046000
0.1850		#13	4.70	58.00	16.95	24.00	9055210047000
0.1874	3/16		4.76	62.00	18.86	26.00	9055210047600
0.1890		#12	4.80	62.00	18.80	26.00	9055210048000
0.1929			4.90	62.00	18.65	26.00	9055210049000
0.1969			5.00	62.00	18.50	26.00	9055210050000
0.2008			5.10	62.00	18.35	26.00	9055210051000
0.2031	13/64		5.16	62.00	18.26	26.00	9055210051600
0.2047			5.20	62.00	18.20	26.00	9055210052000
0.2087			5.30	62.00	18.05	26.00	9055210053000
0.2126			5.40	66.00	19.90	28.00	9055210054000
0.2165			5.50	66.00	19.75	28.00	9055210055000
0.2189	7/32		5.56	66.00	19.66	28.00	9055210055600
0.2205			5.60	66.00	19.60	28.00	9055210056000
0.2244			5.70	66.00	19.45	28.00	9055210057000
0.2283			5.80	66.00	19.30	28.00	9055210058000
0.2323			5.90	66.00	19.15	28.00	9055210059000
0.2343	15/64		5.95	66.00	19.08	28.00	9055210059500
0.2362			6.00	66.00	19.00	28.00	9055210060000
0.2402			6.10	70.00	21.85	31.00	9055210061000
0.2441			6.20	70.00	21.70	31.00	9055210062000
0.2480			6.30	70.00	21.55	31.00	9055210063000
0.2500	1/4	E	6.35	70.00	21.48	31.00	9055210063500
0.2520			6.40	70.00	21.40	31.00	9055210064000
0.2559			6.50	70.00	21.25	31.00	9055210065000
0.2598			6.60	70.00	21.10	31.00	9055210066000
0.2638			6.70	70.00	20.95	31.00	9055210067000
0.2657	17/64	H	6.75	74.00	23.88	34.00	9055210067500
0.2677			6.80	74.00	23.80	34.00	9055210068000
0.2717		I	6.90	74.00	23.65	34.00	9055210069000
0.2756			7.00	74.00	23.50	34.00	9055210070000
0.2795			7.10	74.00	23.35	34.00	9055210071000
0.2811	9/32	K	7.14	74.00	23.29	34.00	9055210071400
0.2835			7.20	74.00	23.20	34.00	9055210072000
0.2874			7.30	74.00	23.05	34.00	9055210073000
0.2913			7.40	74.00	22.90	34.00	9055210074000
0.2953			7.50	74.00	22.75	34.00	9055210075000
0.2969	19/64		7.54	79.00	25.69	37.00	9055210075400

Stub length drills

Series no. **5521**

Diameter (d_1) inch	wire/ltr	mm	l_1 mm	t_{max} mm	l_2 mm	EDP #
0.2992		7.60	79.00	25.60	37.00	**9055210076000**
0.3031		7.70	79.00	25.45	37.00	**9055210077000**
0.3071		7.80	79.00	25.30	37.00	**9055210078000**
0.3110		7.90	79.00	25.15	37.00	**9055210079000**
0.3126	5/16	7.94	79.00	25.09	37.00	**9055210079400**
0.3150		8.00	79.00	25.00	37.00	**9055210080000**
0.3189		8.10	79.00	24.85	37.00	**9055210081000**
0.3228	P	8.20	79.00	24.70	37.00	**9055210082000**
0.3268		8.30	79.00	24.55	37.00	**9055210083000**
0.3280	21/64	8.33	79.00	24.51	37.00	**9055210083300**
0.3307		8.40	79.00	24.40	37.00	**9055210084000**
0.3346		8.50	79.00	24.25	37.00	**9055210085000**
0.3437	11/32	8.73	84.00	26.91	40.00	**9055210087300**
0.3465		8.80	84.00	26.80	40.00	**9055210088000**
0.3543		9.00	84.00	26.50	40.00	**9055210090000**
0.3594	23/64	9.13	84.00	26.31	40.00	**9055210091300**
0.3661		9.30	84.00	26.05	40.00	**9055210093000**
0.3740		9.50	84.00	25.75	40.00	**9055210095000**
0.3748	3/8	9.52	89.00	28.72	43.00	**9055210095200**

Diameter (d_1) inch	wire/ltr	mm	l_1 mm	t_{max} mm	l_2 mm	EDP #
0.3858	W	9.80	89.00	28.30	43.00	**9055210098000**
0.3906	25/64	9.92	89.00	28.12	43.00	**9055210099200**
0.3937		10.00	89.00	28.00	43.00	**9055210100000**
0.4016		10.20	89.00	27.70	43.00	**9055210102000**
0.4063	13/32	10.32	89.00	27.52	43.00	**9055210103200**
0.4134		10.50	89.00	27.25	43.00	**9055210105000**
0.4220	27/64	10.72	95.00	30.92	47.00	**9055210107200**
0.4331		11.00	95.00	30.50	47.00	**9055210110000**
0.4374	7/16	11.11	95.00	30.34	47.00	**9055210111100**
0.4528		11.50	95.00	29.75	47.00	**9055210115000**
0.4689	15/32	11.91	102.00	33.14	51.00	**9055210119100**
0.4724		12.00	102.00	33.00	51.00	**9055210120000**
0.4843	31/64	12.30	102.00	32.55	51.00	**9055210123000**
0.4921		12.50	102.00	32.25	51.00	**9055210125000**
0.5000	1/2	12.70	102.00	31.95	51.00	**9055210127000**
0.5118		13.00	102.00	31.50	51.00	**9055210130000**
0.5315		13.50	107.00	33.75	54.00	**9055210135000**
0.5512		14.00	107.00	33.00	54.00	**9055210140000**

Stub length drills

Series no. **515**

~3xD Cutting depth | DIN 1897 Standard | GT 500 DZ Type | 130° Point angle | h8 Tolerance on Ø | Web Thinning | Cyl Shank form | R Cutting direction | GUHRING SELECT

Tool material **HSS-E-PM**

Surface **F**

P	Steel	●
M	Stainless steel	○
K	Cast iron	●
N	Aluminum	○
S	Titanium alloys	○
H	Hardened steel	○

●=Optimal
○=Limited

web thinning ≥ Ø 1.000 • relieved cone point geometry with special type B web thinning • PM-Co-alloyed high speed steel • especially high rigidity • especially high wear resistance

high-tensile materials, high-alloyed steels • heat treatable and case hardened steels • cast iron, brass, bronze

$t_{max} = l_2 - 1.5 \times d_1$

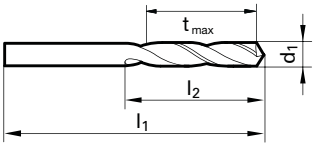

Speeds and feeds information on pg. 515

Shank diameter = cut diameter

Diameter (d_1) inch	wire/ltr	mm	l_1 mm	t_{max} mm	l_2 mm	EDP #
0.0394		1.00	26.00	4.50	6.00	9005150010000
0.0402	#60	1.02	26.00	4.47	6.00	9005150010200
0.0409	#59	1.04	26.00	4.44	6.00	9005150010400
0.0421	#58	1.07	28.00	5.40	7.00	9005150010700
0.0429	#57	1.09	28.00	5.37	7.00	9005150010900
0.0433		1.10	28.00	5.35	7.00	9005150011000
0.0465	#56	1.18	28.00	5.23	7.00	9005150011800
0.0469	3/64	1.19	30.00	6.22	8.00	9005150011900
0.0472		1.20	30.00	6.20	8.00	9005150012000
0.0512		1.30	30.00	6.05	8.00	9005150013000
0.0520	#55	1.32	30.00	6.02	8.00	9005150013200
0.0551	#54	1.40	32.00	6.90	9.00	9005150014000
0.0591		1.50	32.00	6.75	9.00	9005150015000
0.0594	#53	1.51	34.00	7.74	10.00	9005150015100
0.0626	1/16	1.59	34.00	7.62	10.00	9005150015900
0.0630		1.60	34.00	7.60	10.00	9005150016000
0.0634	#52	1.61	34.00	7.59	10.00	9005150016100
0.0669	#51	1.70	34.00	7.45	10.00	9005150017000
0.0701	#50	1.78	36.00	8.33	11.00	9005150017800
0.0709		1.80	36.00	8.30	11.00	9005150018000
0.0728	#49	1.85	36.00	8.23	11.00	9005150018500
0.0748		1.90	36.00	8.15	11.00	9005150019000
0.0760	#48	1.93	38.00	9.11	12.00	9005150019300
0.0780	5/64	1.98	38.00	9.03	12.00	9005150019800
0.0783	#47	1.99	38.00	9.02	12.00	9005150019900
0.0787		2.00	38.00	9.00	12.00	9005150020000
0.0811	#46	2.06	38.00	8.91	12.00	9005150020600
0.0819	#45	2.08	38.00	8.88	12.00	9005150020800
0.0827		2.10	38.00	8.85	12.00	9005150021000
0.0858	#44	2.18	40.00	9.73	13.00	9005150021800
0.0866		2.20	40.00	9.70	13.00	9005150022000
0.0890	#43	2.26	40.00	9.61	13.00	9005150022600
0.0906		2.30	40.00	9.55	13.00	9005150023000
0.0933	#42	2.37	43.00	10.45	14.00	9005150023700
0.0937	3/32	2.38	43.00	10.43	14.00	9005150023800
0.0945		2.40	43.00	10.40	14.00	9005150024000
0.0961	#41	2.44	43.00	10.34	14.00	9005150024400
0.0980	#40	2.49	43.00	10.27	14.00	9005150024900
0.0984		2.50	43.00	10.25	14.00	9005150025000
0.0996	#39	2.53	43.00	10.21	14.00	9005150025300
0.1016	#38	2.58	43.00	10.13	14.00	9005150025800
0.1024		2.60	43.00	10.10	14.00	9005150026000
0.1039	#37	2.64	43.00	10.04	14.00	9005150026400

Diameter (d_1) inch	wire/ltr	mm	l_1 mm	t_{max} mm	l_2 mm	EDP #
0.1063		2.70	46.00	11.95	16.00	9005150027000
0.1067	#36	2.71	46.00	11.94	16.00	9005150027100
0.1094	7/64	2.78	46.00	11.83	16.00	9005150027800
0.1098	#35	2.79	46.00	11.82	16.00	9005150027900
0.1102		2.80	46.00	11.80	16.00	9005150028000
0.1110	#34	2.82	46.00	11.77	16.00	9005150028200
0.1130	#33	2.87	46.00	11.70	16.00	9005150028700
0.1142		2.90	46.00	11.65	16.00	9005150029000
0.1161	#32	2.95	46.00	11.58	16.00	9005150029500
0.1181		3.00	46.00	11.50	16.00	9005150030000
0.1201	#31	3.05	49.00	13.43	18.00	9005150030500
0.1220		3.10	49.00	13.35	18.00	9005150031000
0.1248	1/8	3.17	49.00	13.25	18.00	9005150031700
0.1260		3.20	49.00	13.20	18.00	9005150032000
0.1283	#30	3.26	49.00	13.11	18.00	9005150032600
0.1299		3.30	49.00	13.05	18.00	9005150033000
0.1339		3.40	52.00	14.90	20.00	9005150034000
0.1358	#29	3.45	52.00	14.83	20.00	9005150034500
0.1378		3.50	52.00	14.75	20.00	9005150035000
0.1406	9/64 #28	3.57	52.00	14.65	20.00	9005150035700
0.1417		3.60	52.00	14.60	20.00	9005150036000
0.1441	#27	3.66	52.00	14.51	20.00	9005150036600
0.1457		3.70	52.00	14.45	20.00	9005150037000
0.1469	#26	3.73	52.00	14.41	20.00	9005150037300
0.1496	#25	3.80	55.00	16.30	22.00	9005150038000
0.1520	#24	3.86	55.00	16.21	22.00	9005150038600
0.1535		3.90	55.00	16.15	22.00	9005150039000
0.1539	#23	3.91	55.00	16.14	22.00	9005150039100
0.1563	5/32	3.97	55.00	16.05	22.00	9005150039700
0.1571	#22	3.99	55.00	16.02	22.00	9005150039900
0.1575		4.00	55.00	16.00	22.00	9005150040000
0.1591	#21	4.04	55.00	15.94	22.00	9005150040400
0.1610	#20	4.09	55.00	15.87	22.00	9005150040900
0.1614		4.10	55.00	15.85	22.00	9005150041000
0.1654		4.20	55.00	15.70	22.00	9005150042000
0.1661	#19	4.22	55.00	15.67	22.00	9005150042200
0.1693	#18	4.30	58.00	17.55	24.00	9005150043000
0.1720	11/64	4.37	58.00	17.45	24.00	9005150043700
0.1728	#17	4.39	58.00	17.42	24.00	9005150043900
0.1732		4.40	58.00	17.40	24.00	9005150044000
0.1772	#16	4.50	58.00	17.25	24.00	9005150045000
0.1799	#15	4.57	58.00	17.15	24.00	9005150045700
0.1811		4.60	58.00	17.10	24.00	9005150046000

Stub length drills

Series no. **515**

Diameter (d_1) inch	wire/ltr	mm	l_1 mm	t_{max} mm	l_2 mm	EDP #
0.1819	#14	4.62	58.00	17.07	24.00	9005150046200
0.1850	#13	4.70	58.00	16.95	24.00	9005150047000
0.1874	3/16	4.76	62.00	18.86	26.00	9005150047600
0.1890	#12	4.80	62.00	18.80	26.00	9005150048000
0.1909	#11	4.85	62.00	18.73	26.00	9005150048500
0.1929		4.90	62.00	18.65	26.00	9005150049000
0.1937	#10	4.92	62.00	18.62	26.00	9005150049200
0.1961	#9	4.98	62.00	18.53	26.00	9005150049800
0.1969		5.00	62.00	18.50	26.00	9005150050000
0.1992	#8	5.06	62.00	18.41	26.00	9005150050600
0.2008		5.10	62.00	18.35	26.00	9005150051000
0.2012	#7	5.11	62.00	18.34	26.00	9005150051100
0.2031	13/64	5.16	62.00	18.26	26.00	9005150051600
0.2039	#6	5.18	62.00	18.23	26.00	9005150051800
0.2047		5.20	62.00	18.20	26.00	9005150052000
0.2055	#5	5.22	62.00	18.17	26.00	9005150052200
0.2087		5.30	62.00	18.05	26.00	9005150053000
0.2091	#4	5.31	66.00	20.04	28.00	9005150053100
0.2126		5.40	66.00	19.90	28.00	9005150054000
0.2130	#3	5.41	66.00	19.89	28.00	9005150054100
0.2165		5.50	66.00	19.75	28.00	9005150055000
0.2185		5.55	66.00	19.68	28.00	9005150055500
0.2189	7/32	5.56	66.00	19.66	28.00	9005150055600
0.2205		5.60	66.00	19.60	28.00	9005150056000
0.2209	#2	5.61	66.00	19.59	28.00	9005150056100
0.2244		5.70	66.00	19.45	28.00	9005150057000
0.2280	#1	5.79	66.00	19.32	28.00	9005150057900
0.2283		5.80	66.00	19.30	28.00	9005150058000
0.2323		5.90	66.00	19.15	28.00	9005150059000
0.2339	A	5.94	66.00	19.09	28.00	9005150059400
0.2343	15/64	5.95	66.00	19.08	28.00	9005150059500
0.2362		6.00	66.00	19.00	28.00	9005150060000
0.2378	B	6.04	70.00	21.94	31.00	9005150060400
0.2402		6.10	70.00	21.85	31.00	9005150061000
0.2421	C	6.15	70.00	21.78	31.00	9005150061500
0.2441		6.20	70.00	21.70	31.00	9005150062000
0.2461	D	6.25	70.00	21.63	31.00	9005150062500
0.2480		6.30	70.00	21.55	31.00	9005150063000
0.2500	1/4 E	6.35	70.00	21.48	31.00	9005150063500
0.2520		6.40	70.00	21.40	31.00	9005150064000
0.2559		6.50	70.00	21.25	31.00	9005150065000
0.2571		6.53	70.00	21.21	31.00	9005150065300
0.2598		6.60	70.00	21.10	31.00	9005150066000
0.2610	G	6.63	70.00	21.06	31.00	9005150066300
0.2638		6.70	70.00	20.95	31.00	9005150067000
0.2657	17/64 H	6.75	74.00	23.88	34.00	9005150067500
0.2677		6.80	74.00	23.80	34.00	9005150068000
0.2717	I	6.90	74.00	23.65	34.00	9005150069000
0.2756		7.00	74.00	23.50	34.00	9005150070000
0.2768	J	7.03	74.00	23.46	34.00	9005150070300
0.2795		7.10	74.00	23.35	34.00	9005150071000
0.2811	9/32 K	7.14	74.00	23.29	34.00	9005150071400
0.2835		7.20	74.00	23.20	34.00	9005150072000
0.2874		7.30	74.00	23.05	34.00	9005150073000
0.2902	L	7.37	74.00	22.95	34.00	9005150073700
0.2913		7.40	74.00	22.90	34.00	9005150074000
0.2949	M	7.49	74.00	22.77	34.00	9005150074900
0.2953		7.50	74.00	22.75	34.00	9005150075000
0.2969	19/64	7.54	79.00	25.69	37.00	9005150075400
0.2992		7.60	79.00	25.60	37.00	9005150076000
0.3020	N	7.67	79.00	25.50	37.00	9005150076700

Diameter (d_1) inch	wire/ltr	mm	l_1 mm	t_{max} mm	l_2 mm	EDP #
0.3031		7.70	79.00	25.45	37.00	9005150077000
0.3071		7.80	79.00	25.30	37.00	9005150078000
0.3110		7.90	79.00	25.15	37.00	9005150079000
0.3126	5/16	7.94	79.00	25.09	37.00	9005150079400
0.3150		8.00	79.00	25.00	37.00	9005150080000
0.3161	O	8.03	79.00	24.96	37.00	9005150080300
0.3189		8.10	79.00	24.85	37.00	9005150081000
0.3228	P	8.20	79.00	24.70	37.00	9005150082000
0.3268		8.30	79.00	24.55	37.00	9005150083000
0.3280	21/64	8.33	79.00	24.51	37.00	9005150083300
0.3307		8.40	79.00	24.40	37.00	9005150084000
0.3319	Q	8.43	79.00	24.36	37.00	9005150084300
0.3346		8.50	79.00	24.25	37.00	9005150085000
0.3386		8.60	84.00	27.10	40.00	9005150086000
0.3390	R	8.61	84.00	27.09	40.00	9005150086100
0.3425		8.70	84.00	26.95	40.00	9005150087000
0.3437	11/32	8.73	84.00	26.91	40.00	9005150087300
0.3465		8.80	84.00	26.80	40.00	9005150088000
0.3480	S	8.84	84.00	26.74	40.00	9005150088400
0.3504		8.90	84.00	26.65	40.00	9005150089000
0.3543		9.00	84.00	26.50	40.00	9005150090000
0.3579	T	9.09	84.00	26.37	40.00	9005150090900
0.3583		9.10	84.00	26.35	40.00	9005150091000
0.3594	23/64	9.13	84.00	26.31	40.00	9005150091300
0.3622		9.20	84.00	26.20	40.00	9005150092000
0.3661		9.30	84.00	26.05	40.00	9005150093000
0.3677	U	9.34	84.00	25.99	40.00	9005150093400
0.3681		9.35	84.00	25.98	40.00	9005150093500
0.3701		9.40	84.00	25.90	40.00	9005150094000
0.3740		9.50	84.00	25.75	40.00	9005150095000
0.3748	3/8	9.52	89.00	28.72	43.00	9005150095200
0.3772	V	9.58	89.00	28.63	43.00	9005150095800
0.3780		9.60	89.00	28.60	43.00	9005150096000
0.3819		9.70	89.00	28.45	43.00	9005150097000
0.3858	W	9.80	89.00	28.30	43.00	9005150098000
0.3898		9.90	89.00	28.15	43.00	9005150099000
0.3906	25/64	9.92	89.00	28.12	43.00	9005150099200
0.3937		10.00	89.00	28.00	43.00	9005150100000
0.3969	X	10.08	89.00	27.88	43.00	9005150100800
0.4016		10.20	89.00	27.70	43.00	9005150102000
0.4039	Y	10.26	89.00	27.61	43.00	9005150102600
0.4063	13/32	10.32	89.00	27.52	43.00	9005150103200
0.4130	Z	10.49	89.00	27.27	43.00	9005150104900
0.4134		10.50	89.00	27.25	43.00	9005150105000
0.4220	27/64	10.72	95.00	30.92	47.00	9005150107200
0.4331		11.00	95.00	30.50	47.00	9005150110000
0.4374	7/16	11.11	95.00	30.34	47.00	9005150111100
0.4528		11.50	95.00	29.75	47.00	9005150115000
0.4531	29/64	11.51	95.00	29.74	47.00	9005150115100
0.4646		11.80	95.00	29.30	47.00	9005150118000
0.4689	15/32	11.91	102.00	33.14	51.00	9005150119100
0.4724		12.00	102.00	33.00	51.00	9005150120000
0.4843	31/64	12.30	102.00	32.55	51.00	9005150123000
0.4921		12.50	102.00	32.25	51.00	9005150125000
0.5000	1/2	12.70	102.00	31.95	51.00	9005150127000
0.5118		13.00	102.00	31.50	51.00	9005150130000
0.5157	33/64	13.10	102.00	31.35	51.00	9005150131000
0.5311	17/32	13.49	107.00	33.77	54.00	9005150134900
0.5315		13.50	107.00	33.75	54.00	9005150135000
0.5512		14.00	107.00	33.00	54.00	9005150140000
0.5626	9/16	14.29	111.00	34.57	56.00	9005150142900

JOBBER LENGTH HSS, HSCO, HSS-E-PM DRILLS



Jobber length drills

Series no. **205**

~5xD	DIN 338	N	118°	h8		Cyl	R
Cutting depth	Standard	Type	Point angle	Tolerance on Ø	Web Thinning	Shank form	Cutting direction

Tool material: **HSS**

Surface: >Ø 2.36

P	Steel	●
M	Stainless steel	
K	Cast iron	●
N	Aluminum	○
S	Titanium alloys	
H	Hardened steel	

●=Optimal
○=Limited

web thinning ≥ Ø 1.000 • relieved cone

alloyed/unalloyed steel and cast steel • grey cast iron, malleable and spheroidal iron • sintered powder metal, German silver and graphite

$t_{max} = l_2 - 1.5 \times d_1$

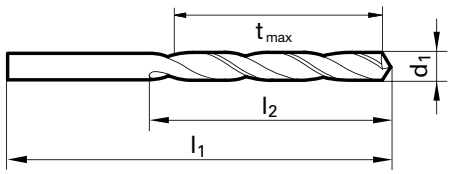

Speeds and feeds information on pg. 496

Shank diameter = cut diameter

Diameter (d_1) inch	wire/ltr	mm	l_1 mm	t_{max} mm	l_2 mm	EDP #
0.0079	#92	0.200	19.00	2.20	2.50	9002050002000
0.0083	#91	0.210	19.00	2.19	2.50	9002050002100
0.0087	#90	0.220	19.00	2.17	2.50	9002050002200
0.0091	#89	0.230	19.00	2.16	2.50	9002050002300
0.0094	#88	0.240	19.00	2.14	2.50	9002050002400
0.0098	#87	0.250	19.00	2.63	3.00	9002050002500
0.0102		0.260	19.00	2.61	3.00	9002050002600
0.0106	#86	0.270	19.00	2.60	3.00	9002050002700
0.0110	#85	0.280	19.00	2.58	3.00	9002050002800
0.0114	#84	0.290	19.00	2.57	3.00	9002050002900
0.0118		0.300	19.00	2.55	3.00	9002050003000
0.0122	#83	0.310	19.00	3.54	4.00	9002050003100
0.0126	#82	0.320	19.00	3.52	4.00	9002050003200
0.0130	#81	0.330	19.00	3.51	4.00	9002050003300
0.0134	#80	0.340	19.00	3.49	4.00	9002050003400
0.0138		0.350	19.00	3.48	4.00	9002050003500
0.0142		0.360	19.00	3.46	4.00	9002050003600
0.0146	#79	0.370	19.00	3.45	4.00	9002050003700
0.0150		0.380	19.00	3.43	4.00	9002050003800
0.0154		0.390	20.00	4.42	5.00	9002050003900
0.0157	1/64	0.400	20.00	4.40	5.00	9002050004000
0.0161	#78	0.410	20.00	4.39	5.00	9002050004100
0.0165		0.420	20.00	4.37	5.00	9002050004200
0.0169		0.430	20.00	4.36	5.00	9002050004300
0.0173		0.440	20.00	4.34	5.00	9002050004400
0.0177		0.450	20.00	4.33	5.00	9002050004500
0.0181	#77	0.460	20.00	4.31	5.00	9002050004600
0.0185		0.470	20.00	4.30	5.00	9002050004700
0.0189		0.480	20.00	4.28	5.00	9002050004800
0.0193		0.490	22.00	5.27	6.00	9002050004900
0.0197		0.500	22.00	5.25	6.00	9002050005000
0.0201	#76	0.510	22.00	5.24	6.00	9002050005100
0.0205		0.520	22.00	5.22	6.00	9002050005200
0.0209	#75	0.530	22.00	5.21	6.00	9002050005300
0.0213		0.540	24.00	6.19	7.00	9002050005400
0.0217		0.550	24.00	6.18	7.00	9002050005500
0.0220		0.560	24.00	6.16	7.00	9002050005600
0.0224	#74	0.570	24.00	6.15	7.00	9002050005700
0.0228		0.580	24.00	6.13	7.00	9002050005800
0.0232		0.590	24.00	6.12	7.00	9002050005900
0.0236		0.600	24.00	6.10	7.00	9002050006000
0.0240	#73	0.610	26.00	7.09	8.00	9002050006100
0.0244		0.620	26.00	7.07	8.00	9002050006200
0.0248		0.630	26.00	7.06	8.00	9002050006300

Diameter (d_1) inch	wire/ltr	mm	l_1 mm	t_{max} mm	l_2 mm	EDP #
0.0252	#72	0.640	26.00	7.04	8.00	9002050006400
0.0256		0.650	26.00	7.03	8.00	9002050006500
0.0260	#71	0.660	26.00	7.01	8.00	9002050006600
0.0264		0.670	26.00	7.00	8.00	9002050006700
0.0268		0.680	28.00	7.98	9.00	9002050006800
0.0272		0.690	28.00	7.97	9.00	9002050006900
0.0276		0.700	28.00	7.95	9.00	9002050007000
0.0280	#70	0.710	28.00	7.94	9.00	9002050007100
0.0283		0.720	28.00	7.92	9.00	9002050007200
0.0287		0.730	28.00	7.91	9.00	9002050007300
0.0291	#69	0.740	28.00	7.89	9.00	9002050007400
0.0295		0.750	28.00	7.88	9.00	9002050007500
0.0299		0.760	30.00	8.86	10.00	9002050007600
0.0303		0.770	30.00	8.85	10.00	9002050007700
0.0307		0.780	30.00	8.83	10.00	9002050007800
0.0311	1/32 #68	0.790	30.00	8.82	10.00	9002050007900
0.0315		0.800	30.00	8.80	10.00	9002050008000
0.0319	#67	0.810	30.00	8.79	10.00	9002050008100
0.0323		0.820	30.00	8.77	10.00	9002050008200
0.0327		0.830	30.00	8.76	10.00	9002050008300
0.0331	#66	0.840	30.00	8.74	10.00	9002050008400
0.0335		0.850	30.00	8.73	10.00	9002050008500
0.0339		0.860	32.00	9.71	11.00	9002050008600
0.0343		0.870	32.00	9.70	11.00	9002050008700
0.0346		0.880	32.00	9.68	11.00	9002050008800
0.0350	#65	0.890	32.00	9.67	11.00	9002050008900
0.0354		0.900	32.00	9.65	11.00	9002050009000
0.0358	#64	0.910	32.00	9.64	11.00	9002050009100
0.0362		0.920	32.00	9.62	11.00	9002050009200
0.0366		0.930	32.00	9.61	11.00	9002050009300
0.0370	#63	0.940	32.00	9.59	11.00	9002050009400
0.0374		0.950	32.00	9.58	11.00	9002050009500
0.0378		0.960	34.00	10.56	12.00	9002050009600
0.0382	#62	0.970	34.00	10.55	12.00	9002050009700
0.0386		0.980	34.00	10.53	12.00	9002050009800
0.0390	#61	0.990	34.00	10.52	12.00	9002050009900
0.0394		1.000	34.00	10.50	12.00	9002050010000
0.0398		1.010	34.00	10.49	12.00	9002050010100
0.0402	#60	1.020	34.00	10.47	12.00	9002050010200
0.0406		1.030	34.00	10.46	12.00	9002050010300
0.0409	#59	1.040	34.00	10.44	12.00	9002050010400
0.0413		1.050	34.00	10.43	12.00	9002050010500
0.0417		1.060	34.00	10.41	12.00	9002050010600
0.0421	#58	1.070	36.00	12.40	14.00	9002050010700

Jobber length drills

Series no. 205

Diameter (d_1) inch	wire/ltr	mm	l_1 mm	t_{max} mm	l_2 mm	EDP #
0.0425		1.080	36.00	12.38	14.00	9002050010800
0.0429	#57	1.090	36.00	12.37	14.00	9002050010900
0.0433		1.100	36.00	12.35	14.00	9002050011000
0.0437		1.110	36.00	12.34	14.00	9002050011100
0.0441		1.120	36.00	12.32	14.00	9002050011200
0.0445		1.130	36.00	12.31	14.00	9002050011300
0.0449		1.140	36.00	12.29	14.00	9002050011400
0.0453		1.150	36.00	12.28	14.00	9002050011500
0.0457		1.160	36.00	12.26	14.00	9002050011600
0.0461		1.170	36.00	12.25	14.00	9002050011700
0.0465	#56	1.180	36.00	12.23	14.00	9002050011800
0.0469	3/64	1.190	38.00	14.22	16.00	9002050011900
0.0472		1.200	38.00	14.20	16.00	9002050012000
0.0476		1.210	38.00	14.19	16.00	9002050012100
0.0480		1.220	38.00	14.17	16.00	9002050012200
0.0484		1.230	38.00	14.16	16.00	9002050012300
0.0488		1.240	38.00	14.14	16.00	9002050012400
0.0492		1.250	38.00	14.13	16.00	9002050012500
0.0496		1.260	38.00	14.11	16.00	9002050012600
0.0500		1.270	38.00	14.10	16.00	9002050012700
0.0504		1.280	38.00	14.08	16.00	9002050012800
0.0508		1.290	38.00	14.07	16.00	9002050012900
0.0512		1.300	38.00	14.05	16.00	9002050013000
0.0516		1.310	38.00	14.04	16.00	9002050013100
0.0520	#55	1.320	38.00	14.02	16.00	9002050013200
0.0524		1.330	40.00	16.01	18.00	9002050013300
0.0528		1.340	40.00	15.99	18.00	9002050013400
0.0531		1.350	40.00	15.98	18.00	9002050013500
0.0535		1.360	40.00	15.96	18.00	9002050013600
0.0539		1.370	40.00	15.95	18.00	9002050013700
0.0543		1.380	40.00	15.93	18.00	9002050013800
0.0547		1.390	40.00	15.92	18.00	9002050013900
0.0551	#54	1.400	40.00	15.90	18.00	9002050014000
0.0555		1.410	40.00	15.89	18.00	9002050014100
0.0559		1.420	40.00	15.87	18.00	9002050014200
0.0563		1.430	40.00	15.86	18.00	9002050014300
0.0567		1.440	40.00	15.84	18.00	9002050014400
0.0571		1.450	40.00	15.83	18.00	9002050014500
0.0575		1.460	40.00	15.81	18.00	9002050014600
0.0579		1.470	40.00	15.80	18.00	9002050014700
0.0583		1.480	40.00	15.78	18.00	9002050014800
0.0587		1.490	40.00	15.77	18.00	9002050014900
0.0591		1.500	40.00	15.75	18.00	9002050015000
0.0594	#53	1.510	43.00	17.74	20.00	9002050015100
0.0598		1.520	43.00	17.72	20.00	9002050015200
0.0602		1.530	43.00	17.71	20.00	9002050015300
0.0606		1.540	43.00	17.69	20.00	9002050015400
0.0610		1.550	43.00	17.68	20.00	9002050015500
0.0614		1.560	43.00	17.66	20.00	9002050015600
0.0618		1.570	43.00	17.65	20.00	9002050015700
0.0622		1.580	43.00	17.63	20.00	9002050015800
0.0626	1/16	1.590	43.00	17.62	20.00	9002050015900
0.0630		1.600	43.00	17.60	20.00	9002050016000
0.0634	#52	1.610	43.00	17.59	20.00	9002050016100
0.0638		1.620	43.00	17.57	20.00	9002050016200
0.0642		1.630	43.00	17.56	20.00	9002050016300
0.0646		1.640	43.00	17.54	20.00	9002050016400
0.0650		1.650	43.00	17.53	20.00	9002050016500
0.0654		1.660	43.00	17.51	20.00	9002050016600
0.0657		1.670	43.00	17.50	20.00	9002050016700
0.0661		1.680	43.00	17.48	20.00	9002050016800
0.0665		1.690	43.00	17.47	20.00	9002050016900
0.0669	#51	1.700	43.00	17.45	20.00	9002050017000
0.0673		1.710	46.00	19.44	22.00	9002050017100

Diameter (d_1) inch	wire/ltr	mm	l_1 mm	t_{max} mm	l_2 mm	EDP #
0.0677		1.720	46.00	19.42	22.00	9002050017200
0.0681		1.730	46.00	19.41	22.00	9002050017300
0.0685		1.740	46.00	19.39	22.00	9002050017400
0.0689		1.750	46.00	19.38	22.00	9002050017500
0.0693		1.760	46.00	19.36	22.00	9002050017600
0.0697		1.770	46.00	19.35	22.00	9002050017700
0.0701	#50	1.780	46.00	19.33	22.00	9002050017800
0.0705		1.790	46.00	19.32	22.00	9002050017900
0.0709		1.800	46.00	19.30	22.00	9002050018000
0.0713		1.810	46.00	19.29	22.00	9002050018100
0.0717		1.820	46.00	19.27	22.00	9002050018200
0.0720		1.830	46.00	19.26	22.00	9002050018300
0.0724		1.840	46.00	19.24	22.00	9002050018400
0.0728	#49	1.850	46.00	19.23	22.00	9002050018500
0.0732		1.860	46.00	19.21	22.00	9002050018600
0.0736		1.870	46.00	19.20	22.00	9002050018700
0.0740		1.880	46.00	19.18	22.00	9002050018800
0.0744		1.890	46.00	19.17	22.00	9002050018900
0.0748		1.900	46.00	19.15	22.00	9002050019000
0.0752		1.910	49.00	21.14	24.00	9002050019100
0.0756		1.920	49.00	21.12	24.00	9002050019200
0.0760	#48	1.930	49.00	21.11	24.00	9002050019300
0.0764		1.940	49.00	21.09	24.00	9002050019400
0.0768		1.950	49.00	21.08	24.00	9002050019500
0.0772		1.960	49.00	21.06	24.00	9002050019600
0.0776		1.970	49.00	21.05	24.00	9002050019700
0.0780	5/64	1.980	49.00	21.03	24.00	9002050019800
0.0783	#47	1.990	49.00	21.02	24.00	9002050019900
0.0787		2.000	49.00	21.00	24.00	9002050020000
0.0795		2.020	49.00	20.97	24.00	9002050020200
0.0799		2.030	49.00	20.96	24.00	9002050020300
0.0807		2.050	49.00	20.93	24.00	9002050020500
0.0811	#46	2.060	49.00	20.91	24.00	9002050020600
0.0815		2.070	49.00	20.90	24.00	9002050020700
0.0819	#45	2.080	49.00	20.88	24.00	9002050020800
0.0823		2.090	49.00	20.87	24.00	9002050020900
0.0827		2.100	49.00	20.85	24.00	9002050021000
0.0831		2.110	49.00	20.84	24.00	9002050021100
0.0839		2.130	53.00	23.81	27.00	9002050021300
0.0843		2.140	53.00	23.79	27.00	9002050021400
0.0846		2.150	53.00	23.78	27.00	9002050021500
0.0854		2.170	53.00	23.75	27.00	9002050021700
0.0858	#44	2.180	53.00	23.73	27.00	9002050021800
0.0866		2.200	53.00	23.70	27.00	9002050022000
0.0882		2.240	53.00	23.64	27.00	9002050022400
0.0886		2.250	53.00	23.63	27.00	9002050022500
0.0890	#43	2.260	53.00	23.61	27.00	9002050022600
0.0894		2.270	53.00	23.60	27.00	9002050022700
0.0902		2.290	53.00	23.57	27.00	9002050022900
0.0906		2.300	53.00	23.55	27.00	9002050023000
0.0913		2.320	53.00	23.52	27.00	9002050023200
0.0921		2.340	53.00	23.49	27.00	9002050023400
0.0925		2.350	53.00	23.48	27.00	9002050023500
0.0929		2.360	53.00	23.46	27.00	9002050023600
0.0933	#42	2.370	57.00	26.45	30.00	9002050023700
0.0937	3/32	2.380	57.00	26.43	30.00	9002050023800
0.0941		2.390	57.00	26.42	30.00	9002050023900
0.0945		2.400	57.00	26.40	30.00	9002050024000
0.0953		2.420	57.00	26.37	30.00	9002050024200
0.0957		2.430	57.00	26.36	30.00	9002050024300
0.0961	#41	2.440	57.00	26.34	30.00	9002050024400
0.0965		2.450	57.00	26.33	30.00	9002050024500
0.0969		2.460	57.00	26.31	30.00	9002050024600
0.0972		2.470	57.00	26.30	30.00	9002050024700

Jobber length drills

Series no. 205

Diameter (d_1) inch	wire/ltr	mm	l_1 mm	t_{max} mm	l_2 mm	EDP #
0.0976		2.480	57.00	26.28	30.00	9002050024800
0.0980	#40	2.490	57.00	26.27	30.00	9002050024900
0.0984		2.500	57.00	26.25	30.00	9002050025000
0.0988		2.510	57.00	26.24	30.00	9002050025100
0.0992		2.520	57.00	26.22	30.00	9002050025200
0.0996	#39	2.530	57.00	26.21	30.00	9002050025300
0.1000		2.540	57.00	26.19	30.00	9002050025400
0.1004		2.550	57.00	26.18	30.00	9002050025500
0.1012		2.570	57.00	26.15	30.00	9002050025700
0.1016	#38	2.580	57.00	26.13	30.00	9002050025800
0.1024		2.600	57.00	26.10	30.00	9002050026000
0.1031		2.620	57.00	26.07	30.00	9002050026200
0.1039	#37	2.640	57.00	26.04	30.00	9002050026400
0.1043		2.650	57.00	26.03	30.00	9002050026500
0.1051		2.670	61.00	29.00	33.00	9002050026700
0.1055		2.680	61.00	28.98	33.00	9002050026800
0.1063		2.700	61.00	28.95	33.00	9002050027000
0.1067	#36	2.710	61.00	28.94	33.00	9002050027100
0.1071		2.720	61.00	28.92	33.00	9002050027200
0.1075		2.730	61.00	28.91	33.00	9002050027300
0.1083		2.750	61.00	28.88	33.00	9002050027500
0.1087		2.760	61.00	28.86	33.00	9002050027600
0.1094	7/64	2.780	61.00	28.83	33.00	9002050027800
0.1098	#35	2.790	61.00	28.82	33.00	9002050027900
0.1102		2.800	61.00	28.80	33.00	9002050028000
0.1110	#34	2.820	61.00	28.77	33.00	9002050028200
0.1122		2.850	61.00	28.73	33.00	9002050028500
0.1130	#33	2.870	61.00	28.70	33.00	9002050028700
0.1134		2.880	61.00	28.68	33.00	9002050028800
0.1142		2.900	61.00	28.65	33.00	9002050029000
0.1146		2.910	61.00	28.64	33.00	9002050029100
0.1154		2.930	61.00	28.61	33.00	9002050029300
0.1161	#32	2.950	61.00	28.58	33.00	9002050029500
0.1165		2.960	61.00	28.56	33.00	9002050029600
0.1173		2.980	61.00	28.53	33.00	9002050029800
0.1177		2.990	61.00	28.52	33.00	9002050029900
0.1181		3.000	61.00	28.50	33.00	9002050030000
0.1185		3.010	65.00	31.49	36.00	9002050030100
0.1197		3.040	65.00	31.44	36.00	9002050030400
0.1201	#31	3.050	65.00	31.43	36.00	9002050030500
0.1209		3.070	65.00	31.40	36.00	9002050030700
0.1213		3.080	65.00	31.38	36.00	9002050030800
0.1220		3.100	65.00	31.35	36.00	9002050031000
0.1228		3.120	65.00	31.32	36.00	9002050031200
0.1232		3.130	65.00	31.31	36.00	9002050031300
0.1240		3.150	65.00	31.28	36.00	9002050031500
0.1244		3.160	65.00	31.26	36.00	9002050031600
0.1248	1/8	3.170	65.00	31.25	36.00	9002050031700
0.1252		3.180	65.00	31.23	36.00	9002050031800
0.1260		3.200	65.00	31.20	36.00	9002050032000
0.1268		3.220	65.00	31.17	36.00	9002050032200
0.1272		3.230	65.00	31.16	36.00	9002050032300
0.1280		3.250	65.00	31.13	36.00	9002050032500
0.1283	#30	3.260	65.00	31.11	36.00	9002050032600
0.1299		3.300	65.00	31.05	36.00	9002050033000
0.1307		3.320	65.00	31.02	36.00	9002050033200
0.1319		3.350	65.00	30.98	36.00	9002050033500
0.1339		3.400	70.00	33.90	39.00	9002050034000
0.1346		3.420	70.00	33.87	39.00	9002050034200
0.1358	#29	3.450	70.00	33.83	39.00	9002050034500
0.1378		3.500	70.00	33.75	39.00	9002050035000
0.1386		3.520	70.00	33.72	39.00	9002050035200
0.1398		3.550	70.00	33.68	39.00	9002050035500

Diameter (d_1) inch	wire/ltr	mm	l_1 mm	t_{max} mm	l_2 mm	EDP #
0.1406	9/64	3.570	70.00	33.65	39.00	9002050035700
0.1417	#28	3.600	70.00	33.60	39.00	9002050036000
0.1421		3.610	70.00	33.59	39.00	9002050036100
0.1425		3.620	70.00	33.57	39.00	9002050036200
0.1437		3.650	70.00	33.53	39.00	9002050036500
0.1441	#27	3.660	70.00	33.51	39.00	9002050036600
0.1449		3.680	70.00	33.48	39.00	9002050036800
0.1457		3.700	70.00	33.45	39.00	9002050037000
0.1469	#26	3.730	70.00	33.41	39.00	9002050037300
0.1476		3.750	70.00	33.38	39.00	9002050037500
0.1496	#25	3.800	75.00	37.30	43.00	9002050038000
0.1504		3.820	75.00	37.27	43.00	9002050038200
0.1516		3.850	75.00	37.23	43.00	9002050038500
0.1520	#24	3.860	75.00	37.21	43.00	9002050038600
0.1535		3.900	75.00	37.15	43.00	9002050039000
0.1539	#23	3.910	75.00	37.14	43.00	9002050039100
0.1547		3.930	75.00	37.11	43.00	9002050039300
0.1555		3.950	75.00	37.08	43.00	9002050039500
0.1563	5/32	3.970	75.00	37.05	43.00	9002050039700
0.1571	#22	3.990	75.00	37.02	43.00	9002050039900
0.1575		4.000	75.00	37.00	43.00	9002050040000
0.1579		4.010	75.00	36.99	43.00	9002050040100
0.1591	#21	4.040	75.00	36.94	43.00	9002050040400
0.1594		4.050	75.00	36.93	43.00	9002050040500
0.1598		4.060	75.00	36.91	43.00	9002050040600
0.1610	#20	4.090	75.00	36.87	43.00	9002050040900
0.1614		4.100	75.00	36.85	43.00	9002050041000
0.1634		4.150	75.00	36.78	43.00	9002050041500
0.1654		4.200	75.00	36.70	43.00	9002050042000
0.1661	#19	4.220	75.00	36.67	43.00	9002050042200
0.1673		4.250	75.00	36.63	43.00	9002050042500
0.1681		4.270	80.00	40.60	47.00	9002050042700
0.1693	#18	4.300	80.00	40.55	47.00	9002050043000
0.1701		4.320	80.00	40.52	47.00	9002050043200
0.1713		4.350	80.00	40.48	47.00	9002050043500
0.1720	11/64	4.370	80.00	40.45	47.00	9002050043700
0.1728	#17	4.390	80.00	40.42	47.00	9002050043900
0.1732		4.400	80.00	40.40	47.00	9002050044000
0.1740		4.420	80.00	40.37	47.00	9002050044200
0.1752		4.450	80.00	40.33	47.00	9002050044500
0.1772	#16	4.500	80.00	40.25	47.00	9002050045000
0.1780		4.520	80.00	40.22	47.00	9002050045200
0.1783		4.530	80.00	40.21	47.00	9002050045300
0.1791		4.550	80.00	40.18	47.00	9002050045500
0.1799	#15	4.570	80.00	40.15	47.00	9002050045700
0.1811		4.600	80.00	40.10	47.00	9002050046000
0.1819	#14	4.620	80.00	40.07	47.00	9002050046200
0.1831		4.650	80.00	40.03	47.00	9002050046500
0.1850	#13	4.700	80.00	39.95	47.00	9002050047000
0.1870		4.750	80.00	39.88	47.00	9002050047500
0.1874	3/16	4.760	86.00	44.86	52.00	9002050047600
0.1890	#12	4.800	86.00	44.80	52.00	9002050048000
0.1902		4.830	86.00	44.76	52.00	9002050048300
0.1909	#11	4.850	86.00	44.73	52.00	9002050048500
0.1913		4.860	86.00	44.71	52.00	9002050048600
0.1929		4.900	86.00	44.65	52.00	9002050049000
0.1937	#10	4.920	86.00	44.62	52.00	9002050049200
0.1949		4.950	86.00	44.58	52.00	9002050049500
0.1961	#9	4.980	86.00	44.53	52.00	9002050049800
0.1969		5.000	86.00	44.50	52.00	9002050050000
0.1980		5.030	86.00	44.46	52.00	9002050050300
0.1988		5.050	86.00	44.43	52.00	9002050050500
0.1992	#8	5.060	86.00	44.41	52.00	9002050050600

Jobber length drills

Series no. **205**

Diameter (d_1) inch	wire/ltr	mm	l_1 mm	t_{max} mm	l_2 mm	EDP #
0.2008		5.100	86.00	44.35	52.00	9002050051000
0.2012	#7	5.110	86.00	44.34	52.00	9002050051100
0.2028		5.150	86.00	44.28	52.00	9002050051500
0.2031	13/64	5.160	86.00	44.26	52.00	9002050051600
0.2039	#6	5.180	86.00	44.23	52.00	9002050051800
0.2047		5.200	86.00	44.20	52.00	9002050052000
0.2055	#5	5.220	86.00	44.17	52.00	9002050052200
0.2067		5.250	86.00	44.13	52.00	9002050052500
0.2087		5.300	86.00	44.05	52.00	9002050053000
0.2091	#4	5.310	93.00	49.04	57.00	9002050053100
0.2106		5.350	93.00	48.98	57.00	9002050053500
0.2126		5.400	93.00	48.90	57.00	9002050054000
0.2130	#3	5.410	93.00	48.89	57.00	9002050054100
0.2146		5.450	93.00	48.83	57.00	9002050054500
0.2165		5.500	93.00	48.75	57.00	9002050055000
0.2185		5.550	93.00	48.68	57.00	9002050055500
0.2189	7/32	5.560	93.00	48.66	57.00	9002050055600
0.2205		5.600	93.00	48.60	57.00	9002050056000
0.2209	#2	5.610	93.00	48.59	57.00	9002050056100
0.2224		5.650	93.00	48.53	57.00	9002050056500
0.2244		5.700	93.00	48.45	57.00	9002050057000
0.2264		5.750	93.00	48.38	57.00	9002050057500
0.2280	#1	5.790	93.00	48.32	57.00	9002050057900
0.2283		5.800	93.00	48.30	57.00	9002050058000
0.2303		5.850	93.00	48.23	57.00	9002050058500
0.2323		5.900	93.00	48.15	57.00	9002050059000
0.2339	A	5.940	93.00	48.09	57.00	9002050059400
0.2343	15/64	5.950	93.00	48.08	57.00	9002050059500
0.2350		5.970	93.00	48.05	57.00	9002050059700
0.2354		5.980	93.00	48.03	57.00	9002050059800
0.2362		6.000	93.00	48.00	57.00	9002050060000
0.2374		6.030	101.00	53.96	63.00	9002050060300
0.2378	B	6.040	101.00	53.94	63.00	9002050060400
0.2382		6.050	101.00	53.93	63.00	9002050060500
0.2402		6.100	101.00	53.85	63.00	9002050061000
0.2421	C	6.150	101.00	53.78	63.00	9002050061500
0.2441		6.200	101.00	53.70	63.00	9002050062000
0.2449		6.220	101.00	53.67	63.00	9002050062200
0.2461	D	6.250	101.00	53.63	63.00	9002050062500
0.2480		6.300	101.00	53.55	63.00	9002050063000
0.2500	1/4 E	6.350	101.00	53.48	63.00	9002050063500
0.2520		6.400	101.00	53.40	63.00	9002050064000
0.2539		6.450	101.00	53.33	63.00	9002050064500
0.2559		6.500	101.00	53.25	63.00	9002050065000
0.2571		6.530	101.00	53.21	63.00	9002050065300
0.2579		6.550	101.00	53.18	63.00	9002050065500
0.2598		6.600	101.00	53.10	63.00	9002050066000
0.2610	G	6.630	101.00	53.06	63.00	9002050066300
0.2618		6.650	101.00	53.03	63.00	9002050066500
0.2638		6.700	101.00	52.95	63.00	9002050067000
0.2657	17/64 H	6.750	109.00	58.88	69.00	9002050067500
0.2661		6.760	109.00	58.86	69.00	9002050067600
0.2677		6.800	109.00	58.80	69.00	9002050068000
0.2697		6.850	109.00	58.73	69.00	9002050068500
0.2717	I	6.900	109.00	58.65	69.00	9002050069000
0.2736		6.950	109.00	58.58	69.00	9002050069500
0.2756		7.000	109.00	58.50	69.00	9002050070000
0.2768	J	7.030	109.00	58.46	69.00	9002050070300
0.2776		7.050	109.00	58.43	69.00	9002050070500
0.2795		7.100	109.00	58.35	69.00	9002050071000
0.2811	9/32 K	7.140	109.00	58.29	69.00	9002050071400
0.2815		7.150	109.00	58.28	69.00	9002050071500
0.2835		7.200	109.00	58.20	69.00	9002050072000

Diameter (d_1) inch	wire/ltr	mm	l_1 mm	t_{max} mm	l_2 mm	EDP #
0.2854		7.250	109.00	58.13	69.00	9002050072500
0.2874		7.300	109.00	58.05	69.00	9002050073000
0.2894		7.350	109.00	57.98	69.00	9002050073500
0.2902	L	7.370	109.00	57.95	69.00	9002050073700
0.2913		7.400	109.00	57.90	69.00	9002050074000
0.2933		7.450	109.00	57.83	69.00	9002050074500
0.2949	M	7.490	109.00	57.77	69.00	9002050074900
0.2953		7.500	109.00	57.75	69.00	9002050075000
0.2969	19/64	7.540	117.00	63.69	75.00	9002050075400
0.2972		7.550	117.00	63.68	75.00	9002050075500
0.2992		7.600	117.00	63.60	75.00	9002050076000
0.3012		7.650	117.00	63.53	75.00	9002050076500
0.3020	N	7.670	117.00	63.50	75.00	9002050076700
0.3031		7.700	117.00	63.45	75.00	9002050077000
0.3051		7.750	117.00	63.38	75.00	9002050077500
0.3071		7.800	117.00	63.30	75.00	9002050078000
0.3091		7.850	117.00	63.23	75.00	9002050078500
0.3110		7.900	117.00	63.15	75.00	9002050079000
0.3126	5/16	7.940	117.00	63.09	75.00	9002050079400
0.3130		7.950	117.00	63.08	75.00	9002050079500
0.3142		7.980	117.00	63.03	75.00	9002050079800
0.3150		8.000	117.00	63.00	75.00	9002050080000
0.3161	O	8.030	117.00	62.96	75.00	9002050080300
0.3169		8.050	117.00	62.93	75.00	9002050080500
0.3189		8.100	117.00	62.85	75.00	9002050081000
0.3201		8.130	117.00	62.81	75.00	9002050081300
0.3209		8.150	117.00	62.78	75.00	9002050081500
0.3228	P	8.200	117.00	62.70	75.00	9002050082000
0.3248		8.250	117.00	62.63	75.00	9002050082500
0.3268		8.300	117.00	62.55	75.00	9002050083000
0.3280	21/64	8.330	117.00	62.51	75.00	9002050083300
0.3287		8.350	117.00	62.48	75.00	9002050083500
0.3307		8.400	117.00	62.40	75.00	9002050084000
0.3319	Q	8.430	117.00	62.36	75.00	9002050084300
0.3327		8.450	117.00	62.33	75.00	9002050084500
0.3346		8.500	117.00	62.25	75.00	9002050085000
0.3366		8.550	125.00	68.18	81.00	9002050085500
0.3386		8.600	125.00	68.10	81.00	9002050086000
0.3390	R	8.610	125.00	68.09	81.00	9002050086100
0.3406		8.650	125.00	68.03	81.00	9002050086500
0.3425		8.700	125.00	67.95	81.00	9002050087000
0.3437	11/32	8.730	125.00	67.91	81.00	9002050087300
0.3445		8.750	125.00	67.88	81.00	9002050087500
0.3465		8.800	125.00	67.80	81.00	9002050088000
0.3480	S	8.840	125.00	67.74	81.00	9002050088400
0.3484		8.850	125.00	67.73	81.00	9002050088500
0.3504		8.900	125.00	67.65	81.00	9002050089000
0.3524		8.950	125.00	67.58	81.00	9002050089500
0.3543		9.000	125.00	67.50	81.00	9002050090000
0.3563		9.050	125.00	67.43	81.00	9002050090500
0.3579	T	9.090	125.00	67.37	81.00	9002050090900
0.3583		9.100	125.00	67.35	81.00	9002050091000
0.3594	23/64	9.130	125.00	67.31	81.00	9002050091300
0.3602		9.150	125.00	67.28	81.00	9002050091500
0.3622		9.200	125.00	67.20	81.00	9002050092000
0.3642		9.250	125.00	67.13	81.00	9002050092500
0.3661		9.300	125.00	67.05	81.00	9002050093000
0.3677	U	9.340	125.00	66.99	81.00	9002050093400
0.3681		9.350	125.00	66.98	81.00	9002050093500
0.3701		9.400	125.00	66.90	81.00	9002050094000
0.3720		9.450	125.00	66.83	81.00	9002050094500
0.3740		9.500	125.00	66.75	81.00	9002050095000
0.3748	3/8	9.520	133.00	72.72	87.00	9002050095200

Jobber length drills

Series no. 205

Diameter (d_1) inch	wire/ltr	mm	l_1 mm	t_{max} mm	l_2 mm	EDP #
0.3760		9.550	133.00	72.68	87.00	9002050095500
0.3772	V	9.580	133.00	72.63	87.00	9002050095800
0.3780		9.600	133.00	72.60	87.00	9002050096000
0.3799		9.650	133.00	72.53	87.00	9002050096500
0.3819		9.700	133.00	72.45	87.00	9002050097000
0.3839		9.750	133.00	72.38	87.00	9002050097500
0.3858	W	9.800	133.00	72.30	87.00	9002050098000
0.3878		9.850	133.00	72.23	87.00	9002050098500
0.3898		9.900	133.00	72.15	87.00	9002050099000
0.3906	25/64	9.920	133.00	72.12	87.00	9002050099200
0.3917		9.950	133.00	72.08	87.00	9002050099500
0.3937		10.000	133.00	72.00	87.00	9002050100000
0.3953		10.040	133.00	71.94	87.00	9002050100400
0.3969	X	10.080	133.00	71.88	87.00	9002050100800
0.3976		10.100	133.00	71.85	87.00	9002050101000
0.3996		10.150	133.00	71.78	87.00	9002050101500
0.4016		10.200	133.00	71.70	87.00	9002050102000
0.4035		10.250	133.00	71.63	87.00	9002050102500
0.4039	Y	10.260	133.00	71.61	87.00	9002050102600
0.4055		10.300	133.00	71.55	87.00	9002050103000
0.4063	13/32	10.320	133.00	71.52	87.00	9002050103200
0.4075		10.350	133.00	71.48	87.00	9002050103500
0.4094		10.400	133.00	71.40	87.00	9002050104000
0.4130	Z	10.490	133.00	71.27	87.00	9002050104900
0.4134		10.500	133.00	71.25	87.00	9002050105000
0.4173		10.600	133.00	71.10	87.00	9002050106000
0.4213		10.700	142.00	77.95	94.00	9002050107000
0.4220	27/64	10.720	142.00	77.92	94.00	9002050107200
0.4232		10.750	142.00	77.88	94.00	9002050107500
0.4252		10.800	142.00	77.80	94.00	9002050108000
0.4291		10.900	142.00	77.65	94.00	9002050109000
0.4331		11.000	142.00	77.50	94.00	9002050110000
0.4350		11.050	142.00	77.43	94.00	9002050110500
0.4370		11.100	142.00	77.35	94.00	9002050111000
0.4374	7/16	11.110	142.00	77.34	94.00	9002050111100
0.4390		11.150	142.00	77.28	94.00	9002050111500
0.4409		11.200	142.00	77.20	94.00	9002050112000
0.4429		11.250	142.00	77.13	94.00	9002050112500
0.4449		11.300	142.00	77.05	94.00	9002050113000
0.4469		11.350	142.00	76.98	94.00	9002050113500
0.4488		11.400	142.00	76.90	94.00	9002050114000
0.4528		11.500	142.00	76.75	94.00	9002050115000
0.4531	29/64	11.510	142.00	76.74	94.00	9002050115100
0.4567		11.600	142.00	76.60	94.00	9002050116000
0.4606		11.700	142.00	76.45	94.00	9002050117000
0.4626		11.750	142.00	76.38	94.00	9002050117500
0.4646		11.800	142.00	76.30	94.00	9002050118000
0.4685		11.900	151.00	83.15	101.00	9002050119000
0.4689	15/32	11.910	151.00	83.14	101.00	9002050119100
0.4724		12.000	151.00	83.00	101.00	9002050120000
0.4744		12.050	151.00	82.93	101.00	9002050120500
0.4764		12.100	151.00	82.85	101.00	9002050121000
0.4803		12.200	151.00	82.70	101.00	9002050122000
0.4823		12.250	151.00	82.63	101.00	9002050122500
0.4843	31/64	12.300	151.00	82.55	101.00	9002050123000
0.4882		12.400	151.00	82.40	101.00	9002050124000
0.4921		12.500	151.00	82.25	101.00	9002050125000
0.4961		12.600	151.00	82.10	101.00	9002050126000
0.4980		12.650	151.00	82.03	101.00	9002050126500
0.5000	1/2	12.700	151.00	81.95	101.00	9002050127000
0.5020		12.750	151.00	81.88	101.00	9002050127500
0.5039		12.800	151.00	81.80	101.00	9002050128000
0.5059		12.850	151.00	81.73	101.00	9002050128500
0.5079		12.900	151.00	81.65	101.00	9002050129000

Diameter (d_1) inch	wire/ltr	mm	l_1 mm	t_{max} mm	l_2 mm	EDP #
0.5118		13.000	151.00	81.50	101.00	9002050130000
0.5157	33/64	13.100	151.00	81.35	101.00	9002050131000
0.5197		13.200	151.00	81.20	101.00	9002050132000
0.5217		13.250	160.00	88.13	108.00	9002050132500
0.5236		13.300	160.00	88.05	108.00	9002050133000
0.5276		13.400	160.00	87.90	108.00	9002050134000
0.5311	17/32	13.490	160.00	87.77	108.00	9002050134900
0.5315		13.500	160.00	87.75	108.00	9002050135000
0.5354		13.600	160.00	87.60	108.00	9002050136000
0.5394		13.700	160.00	87.45	108.00	9002050137000
0.5413		13.750	160.00	87.38	108.00	9002050137500
0.5433		13.800	160.00	87.30	108.00	9002050138000
0.5469	35/64	13.890	160.00	87.17	108.00	9002050138900
0.5472		13.900	160.00	87.15	108.00	9002050139000
0.5512		14.000	160.00	87.00	108.00	9002050140000
0.5551		14.100	169.00	92.85	114.00	9002050141000
0.5591		14.200	169.00	92.70	114.00	9002050142000
0.5610		14.250	169.00	92.63	114.00	9002050142500
0.5626	9/16	14.290	169.00	92.57	114.00	9002050142900
0.5630		14.300	169.00	92.55	114.00	9002050143000
0.5669		14.400	169.00	92.40	114.00	9002050144000
0.5709		14.500	169.00	92.25	114.00	9002050145000
0.5748		14.600	169.00	92.10	114.00	9002050146000
0.5780	37/64	14.680	169.00	91.98	114.00	9002050146800
0.5787		14.700	169.00	91.95	114.00	9002050147000
0.5807		14.750	169.00	91.88	114.00	9002050147500
0.5827		14.800	169.00	91.80	114.00	9002050148000
0.5846		14.850	169.00	91.73	114.00	9002050148500
0.5866		14.900	169.00	91.65	114.00	9002050149000
0.5906		15.000	169.00	91.50	114.00	9002050150000
0.5937	19/32	15.080	178.00	97.38	120.00	9002050150800
0.5945		15.100	178.00	97.35	120.00	9002050151000
0.5984		15.200	178.00	97.20	120.00	9002050152000
0.6004		15.250	178.00	97.13	120.00	9002050152500
0.6024		15.300	178.00	97.05	120.00	9002050153000
0.6063		15.400	178.00	96.90	120.00	9002050154000
0.6094	39/64	15.480	178.00	96.78	120.00	9002050154800
0.6102		15.500	178.00	96.75	120.00	9002050155000
0.6142		15.600	178.00	96.60	120.00	9002050156000
0.6181		15.700	178.00	96.45	120.00	9002050157000
0.6201		15.750	178.00	96.38	120.00	9002050157500
0.6220		15.800	178.00	96.30	120.00	9002050158000
0.6248	5/8	15.870	178.00	96.20	120.00	9002050158700
0.6260		15.900	178.00	96.15	120.00	9002050159000
0.6299		16.000	178.00	96.00	120.00	9002050160000
0.6339		16.100	184.00	100.85	125.00	9002050161000
0.6378		16.200	184.00	100.70	125.00	9002050162000
0.6398		16.250	184.00	100.63	125.00	9002050162500
0.6406	41/64	16.270	184.00	100.60	125.00	9002050162700
0.6417		16.300	184.00	100.55	125.00	9002050163000
0.6457		16.400	184.00	100.40	125.00	9002050164000
0.6496		16.500	184.00	100.25	125.00	9002050165000
0.6535		16.600	184.00	100.10	125.00	9002050166000
0.6563	21/32	16.670	184.00	100.00	125.00	9002050166700
0.6575		16.700	184.00	99.95	125.00	9002050167000
0.6594		16.750	184.00	99.88	125.00	9002050167500
0.6614		16.800	184.00	99.80	125.00	9002050168000
0.6654		16.900	184.00	99.65	125.00	9002050169000
0.6693		17.000	184.00	99.50	125.00	9002050170000
0.6720	43/64	17.070	191.00	104.40	130.00	9002050170700
0.6772		17.200	191.00	104.20	130.00	9002050172000
0.6791		17.250	191.00	104.13	130.00	9002050172500
0.6811		17.300	191.00	104.05	130.00	9002050173000
0.6850		17.400	191.00	103.90	130.00	9002050174000

Jobber length drills

Series no. **205**

Diameter (d_1) inch	wire/ltr	mm	l_1 mm	t_{max} mm	l_2 mm	EDP #
0.6874	11/16	17.460	191.00	103.81	130.00	**9002050174600**
0.6890		17.500	191.00	103.75	130.00	**9002050175000**
0.6929		17.600	191.00	103.60	130.00	**9002050176000**
0.6969		17.700	191.00	103.45	130.00	**9002050177000**
0.6988		17.750	191.00	103.38	130.00	**9002050177500**
0.7008		17.800	191.00	103.30	130.00	**9002050178000**
0.7031	45/64	17.860	191.00	103.21	130.00	**9002050178600**
0.7047		17.900	191.00	103.15	130.00	**9002050179000**
0.7087		18.000	191.00	103.00	130.00	**9002050180000**
0.7126		18.100	198.00	107.85	135.00	**9002050181000**
0.7165		18.200	198.00	107.70	135.00	**9002050182000**
0.7185		18.250	198.00	107.63	135.00	**9002050182500**
0.7189	23/32	18.260	198.00	107.61	135.00	**9002050182600**
0.7205		18.300	198.00	107.55	135.00	**9002050183000**

Diameter (d_1) inch	wire/ltr	mm	l_1 mm	t_{max} mm	l_2 mm	EDP #
0.7244		18.400	198.00	107.40	135.00	**9002050184000**
0.7283		18.500	198.00	107.25	135.00	**9002050185000**
0.7343	47/64	18.650	198.00	107.03	135.00	**9002050186500**
0.7382		18.750	198.00	106.88	135.00	**9002050187500**
0.7402		18.800	198.00	106.80	135.00	**9002050188000**
0.7480		19.000	198.00	106.50	135.00	**9002050190000**
0.7500	3/4	19.050	205.00	111.43	140.00	**9002050190500**
0.7520		19.100	205.00	111.35	140.00	**9002050191000**
0.7559		19.200	205.00	111.20	140.00	**9002050192000**
0.7579		19.250	205.00	111.13	140.00	**9002050192500**
0.7677		19.500	205.00	110.75	140.00	**9002050195000**
0.7717		19.600	205.00	110.60	140.00	**9002050196000**
0.7776		19.750	205.00	110.38	140.00	**9002050197500**
0.7811	25/32	19.840	205.00	110.24	140.00	**9002050198400**

Jobber length drills

Series no. **208**

~5xD Cutting depth | DIN 338 Standard | N Type | 118° Point angle | h8 Tolerance on Ø | Web Thinning | Cyl Shank form | L Cutting direction

Tool material **HSS**

Surface >Ø 2.36

P	Steel	●
M	Stainless steel	
K	Cast iron	●
N	Aluminum	○
S	Titanium alloys	
H	Hardened steel	

●=Optimal
○=Limited

web thinning ≥ Ø 14.700 • relieved cone

alloyed/unalloyed steel and cast steel • grey cast iron, malleable and spheroidal iron • sintered powder metal, German silver and graphite

$t_{max} = l_2 - 1.5 \times d_1$

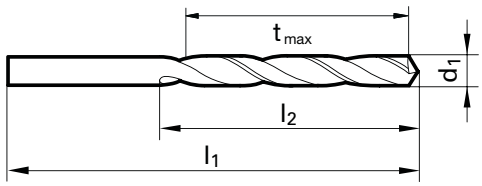

Speeds and feeds information on pg. 497

Shank diameter = cut diameter

Diameter (d_1) inch	wire/ltr	mm	l_1 mm	t_{max} mm	l_2 mm	EDP #
0.0094	#88	0.24	19.00	2.14	2.50	9002080002400
0.0114	#84	0.29	19.00	2.57	3.00	9002080002900
0.0118		0.30	19.00	2.55	3.00	9002080003000
0.0134	#80	0.34	19.00	3.49	4.00	9002080003400
0.0138		0.35	19.00	3.48	4.00	9002080003500
0.0142		0.36	19.00	3.46	4.00	9002080003600
0.0146	#79	0.37	19.00	3.45	4.00	9002080003700
0.0157	1/64	0.40	20.00	4.40	5.00	9002080004000
0.0161	#78	0.41	20.00	4.39	5.00	9002080004100
0.0165		0.42	20.00	4.37	5.00	9002080004200
0.0169		0.43	20.00	4.36	5.00	9002080004300
0.0173		0.44	20.00	4.34	5.00	9002080004400
0.0177		0.45	20.00	4.33	5.00	9002080004500
0.0181	#77	0.46	20.00	4.31	5.00	9002080004600
0.0185		0.47	20.00	4.30	5.00	9002080004700
0.0189		0.48	20.00	4.28	5.00	9002080004800
0.0197		0.50	22.00	5.25	6.00	9002080005000
0.0201	#76	0.51	22.00	5.24	6.00	9002080005100
0.0205		0.52	22.00	5.22	6.00	9002080005200
0.0209	#75	0.53	22.00	5.21	6.00	9002080005300
0.0213		0.54	24.00	6.19	7.00	9002080005400
0.0217		0.55	24.00	6.18	7.00	9002080005500
0.0220		0.56	24.00	6.16	7.00	9002080005600
0.0224	#74	0.57	24.00	6.15	7.00	9002080005700
0.0228		0.58	24.00	6.13	7.00	9002080005800
0.0236		0.60	24.00	6.10	7.00	9002080006000
0.0240	#73	0.61	26.00	7.09	8.00	9002080006100
0.0244		0.62	26.00	7.07	8.00	9002080006200
0.0248		0.63	26.00	7.06	8.00	9002080006300
0.0252	#72	0.64	26.00	7.04	8.00	9002080006400
0.0256		0.65	26.00	7.03	8.00	9002080006500
0.0260	#71	0.66	26.00	7.01	8.00	9002080006600
0.0264		0.67	26.00	7.00	8.00	9002080006700
0.0268		0.68	28.00	7.98	9.00	9002080006800
0.0276		0.70	28.00	7.95	9.00	9002080007000
0.0280	#70	0.71	28.00	7.94	9.00	9002080007100
0.0283		0.72	28.00	7.92	9.00	9002080007200
0.0287		0.73	28.00	7.91	9.00	9002080007300
0.0295		0.75	28.00	7.88	9.00	9002080007500
0.0303		0.77	30.00	8.85	10.00	9002080007700
0.0307		0.78	30.00	8.83	10.00	9002080007800
0.0311	1/32 #68	0.79	30.00	8.82	10.00	9002080007900
0.0315		0.80	30.00	8.80	10.00	9002080008000
0.0319	#67	0.81	30.00	8.79	10.00	9002080008100

Diameter (d_1) inch	wire/ltr	mm	l_1 mm	t_{max} mm	l_2 mm	EDP #
0.0323		0.82	30.00	8.77	10.00	9002080008200
0.0327		0.83	30.00	8.76	10.00	9002080008300
0.0331	#66	0.84	30.00	8.74	10.00	9002080008400
0.0335		0.85	30.00	8.73	10.00	9002080008500
0.0339		0.86	32.00	9.71	11.00	9002080008600
0.0343		0.87	32.00	9.70	11.00	9002080008700
0.0346		0.88	32.00	9.68	11.00	9002080008800
0.0350	#65	0.89	32.00	9.67	11.00	9002080008900
0.0354		0.90	32.00	9.65	11.00	9002080009000
0.0358	#64	0.91	32.00	9.64	11.00	9002080009100
0.0362		0.92	32.00	9.62	11.00	9002080009200
0.0366		0.93	32.00	9.61	11.00	9002080009300
0.0374		0.95	32.00	9.58	11.00	9002080009500
0.0378		0.96	34.00	10.56	12.00	9002080009600
0.0382	#62	0.97	34.00	10.55	12.00	9002080009700
0.0386		0.98	34.00	10.53	12.00	9002080009800
0.0390	#61	0.99	34.00	10.52	12.00	9002080009900
0.0394		1.00	34.00	10.50	12.00	9002080010000
0.0402	#60	1.02	34.00	10.47	12.00	9002080010200
0.0409	#59	1.04	34.00	10.44	12.00	9002080010400
0.0413		1.05	34.00	10.43	12.00	9002080010500
0.0421	#58	1.07	36.00	12.40	14.00	9002080010700
0.0425		1.08	36.00	12.38	14.00	9002080010800
0.0429	#57	1.09	36.00	12.37	14.00	9002080010900
0.0433		1.10	36.00	12.35	14.00	9002080011000
0.0441		1.12	36.00	12.32	14.00	9002080011200
0.0445		1.13	36.00	12.31	14.00	9002080011300
0.0453		1.15	36.00	12.28	14.00	9002080011500
0.0461		1.17	36.00	12.25	14.00	9002080011700
0.0465	#56	1.18	36.00	12.23	14.00	9002080011800
0.0469	3/64	1.19	38.00	14.22	16.00	9002080011900
0.0472		1.20	38.00	14.20	16.00	9002080012000
0.0476		1.21	38.00	14.19	16.00	9002080012100
0.0480		1.22	38.00	14.17	16.00	9002080012200
0.0488		1.24	38.00	14.14	16.00	9002080012400
0.0492		1.25	38.00	14.13	16.00	9002080012500
0.0500		1.27	38.00	14.10	16.00	9002080012700
0.0512		1.30	38.00	14.05	16.00	9002080013000
0.0520	#55	1.32	38.00	14.02	16.00	9002080013200
0.0531		1.35	40.00	15.98	18.00	9002080013500
0.0543		1.38	40.00	15.93	18.00	9002080013800
0.0547		1.39	40.00	15.92	18.00	9002080013900
0.0551	#54	1.40	40.00	15.90	18.00	9002080014000
0.0559		1.42	40.00	15.87	18.00	9002080014200

Jobber length drills

Series no. **208**

Diameter (d_1) inch	wire/ltr	mm	l_1 mm	t_{max} mm	l_2 mm	EDP #
0.0571		1.45	40.00	15.83	18.00	9002080014500
0.0579		1.47	40.00	15.80	18.00	9002080014700
0.0591		1.50	40.00	15.75	18.00	9002080015000
0.0594	#53	1.51	43.00	17.74	20.00	9002080015100
0.0602		1.53	43.00	17.71	20.00	9002080015300
0.0610		1.55	43.00	17.68	20.00	9002080015500
0.0614		1.56	43.00	17.66	20.00	9002080015600
0.0626	1/16	1.59	43.00	17.62	20.00	9002080015900
0.0630		1.60	43.00	17.60	20.00	9002080016000
0.0634	#52	1.61	43.00	17.59	20.00	9002080016100
0.0638		1.62	43.00	17.57	20.00	9002080016200
0.0642		1.63	43.00	17.56	20.00	9002080016300
0.0650		1.65	43.00	17.53	20.00	9002080016500
0.0654		1.66	43.00	17.51	20.00	9002080016600
0.0661		1.68	43.00	17.48	20.00	9002080016800
0.0669	#51	1.70	43.00	17.45	20.00	9002080017000
0.0677		1.72	46.00	19.42	22.00	9002080017200
0.0681		1.73	46.00	19.41	22.00	9002080017300
0.0689		1.75	46.00	19.38	22.00	9002080017500
0.0693		1.76	46.00	19.36	22.00	9002080017600
0.0709		1.80	46.00	19.30	22.00	9002080018000
0.0717		1.82	46.00	19.27	22.00	9002080018200
0.0720		1.83	46.00	19.26	22.00	9002080018300
0.0724		1.84	46.00	19.24	22.00	9002080018400
0.0728	#49	1.85	46.00	19.23	22.00	9002080018500
0.0748		1.90	46.00	19.15	22.00	9002080019000
0.0760	#48	1.93	49.00	21.11	24.00	9002080019300
0.0764		1.94	49.00	21.09	24.00	9002080019400
0.0768		1.95	49.00	21.08	24.00	9002080019500
0.0776		1.97	49.00	21.05	24.00	9002080019700
0.0780	5/64	1.98	49.00	21.03	24.00	9002080019800
0.0787		2.00	49.00	21.00	24.00	9002080020000
0.0803		2.04	49.00	20.94	24.00	9002080020400
0.0807		2.05	49.00	20.93	24.00	9002080020500
0.0811	#46	2.06	49.00	20.91	24.00	9002080020600
0.0819	#45	2.08	49.00	20.88	24.00	9002080020800
0.0827		2.10	49.00	20.85	24.00	9002080021000
0.0835		2.12	49.00	20.82	24.00	9002080021200
0.0846		2.15	53.00	23.78	27.00	9002080021500
0.0858	#44	2.18	53.00	23.73	27.00	9002080021800
0.0866		2.20	53.00	23.70	27.00	9002080022000
0.0886		2.25	53.00	23.63	27.00	9002080022500
0.0890	#43	2.26	53.00	23.61	27.00	9002080022600
0.0898		2.28	53.00	23.58	27.00	9002080022800
0.0906		2.30	53.00	23.55	27.00	9002080023000
0.0913		2.32	53.00	23.52	27.00	9002080023200
0.0925		2.35	53.00	23.48	27.00	9002080023500
0.0933	#42	2.37	57.00	26.45	30.00	9002080023700
0.0937	3/32	2.38	57.00	26.43	30.00	9002080023800
0.0945		2.40	57.00	26.40	30.00	9002080024000
0.0961	#41	2.44	57.00	26.34	30.00	9002080024400
0.0965		2.45	57.00	26.33	30.00	9002080024500
0.0980	#40	2.49	57.00	26.27	30.00	9002080024900
0.0984		2.50	57.00	26.25	30.00	9002080025000
0.0996	#39	2.53	57.00	26.21	30.00	9002080025300
0.1004		2.55	57.00	26.18	30.00	9002080025500
0.1016	#38	2.58	57.00	26.13	30.00	9002080025800
0.1024		2.60	57.00	26.10	30.00	9002080026000
0.1039	#37	2.64	57.00	26.04	30.00	9002080026400
0.1043		2.65	57.00	26.03	30.00	9002080026500
0.1063		2.70	61.00	28.95	33.00	9002080027000
0.1075		2.73	61.00	28.91	33.00	9002080027300
0.1083		2.75	61.00	28.88	33.00	9002080027500
0.1094	7/64	2.78	61.00	28.83	33.00	9002080027800

Diameter (d_1) inch	wire/ltr	mm	l_1 mm	t_{max} mm	l_2 mm	EDP #
0.1102		2.80	61.00	28.80	33.00	9002080028000
0.1110	#34	2.82	61.00	28.77	33.00	9002080028200
0.1122		2.85	61.00	28.73	33.00	9002080028500
0.1130	#33	2.87	61.00	28.70	33.00	9002080028700
0.1142		2.90	61.00	28.65	33.00	9002080029000
0.1161	#32	2.95	61.00	28.58	33.00	9002080029500
0.1169		2.97	61.00	28.55	33.00	9002080029700
0.1181		3.00	61.00	28.50	33.00	9002080030000
0.1201	#31	3.05	65.00	31.43	36.00	9002080030500
0.1209		3.07	65.00	31.40	36.00	9002080030700
0.1220		3.10	65.00	31.35	36.00	9002080031000
0.1240		3.15	65.00	31.28	36.00	9002080031500
0.1248	1/8	3.17	65.00	31.25	36.00	9002080031700
0.1260		3.20	65.00	31.20	36.00	9002080032000
0.1268		3.22	65.00	31.17	36.00	9002080032200
0.1280		3.25	65.00	31.13	36.00	9002080032500
0.1283	#30	3.26	65.00	31.11	36.00	9002080032600
0.1299		3.30	65.00	31.05	36.00	9002080033000
0.1319		3.35	65.00	30.98	36.00	9002080033500
0.1327		3.37	70.00	33.95	39.00	9002080033700
0.1339		3.40	70.00	33.90	39.00	9002080034000
0.1358	#29	3.45	70.00	33.83	39.00	9002080034500
0.1378		3.50	70.00	33.75	39.00	9002080035000
0.1398		3.55	70.00	33.68	39.00	9002080035500
0.1406	9/64 #28	3.57	70.00	33.65	39.00	9002080035700
0.1417		3.60	70.00	33.60	39.00	9002080036000
0.1437		3.65	70.00	33.53	39.00	9002080036500
0.1457		3.70	70.00	33.45	39.00	9002080037000
0.1476		3.75	70.00	33.38	39.00	9002080037500
0.1496	#25	3.80	75.00	37.30	43.00	9002080038000
0.1516		3.85	75.00	37.23	43.00	9002080038500
0.1535		3.90	75.00	37.15	43.00	9002080039000
0.1539	#23	3.91	75.00	37.14	43.00	9002080039100
0.1555		3.95	75.00	37.08	43.00	9002080039500
0.1563	5/32	3.97	75.00	37.05	43.00	9002080039700
0.1575		4.00	75.00	37.00	43.00	9002080040000
0.1594		4.05	75.00	36.93	43.00	9002080040500
0.1614		4.10	75.00	36.85	43.00	9002080041000
0.1626		4.13	75.00	36.81	43.00	9002080041300
0.1634		4.15	75.00	36.78	43.00	9002080041500
0.1654		4.20	75.00	36.70	43.00	9002080042000
0.1673		4.25	75.00	36.63	43.00	9002080042500
0.1693	#18	4.30	80.00	40.55	47.00	9002080043000
0.1713		4.35	80.00	40.48	47.00	9002080043500
0.1720	11/64	4.37	80.00	40.45	47.00	9002080043700
0.1728	#17	4.39	80.00	40.42	47.00	9002080043900
0.1732		4.40	80.00	40.40	47.00	9002080044000
0.1752		4.45	80.00	40.33	47.00	9002080044500
0.1772	#16	4.50	80.00	40.25	47.00	9002080045000
0.1791		4.55	80.00	40.18	47.00	9002080045500
0.1799	#15	4.57	80.00	40.15	47.00	9002080045700
0.1811		4.60	80.00	40.10	47.00	9002080046000
0.1831		4.65	80.00	40.03	47.00	9002080046500
0.1850	#13	4.70	80.00	39.95	47.00	9002080047000
0.1870		4.75	80.00	39.88	47.00	9002080047500
0.1874	3/16	4.76	86.00	44.86	52.00	9002080047600
0.1890	#12	4.80	86.00	44.80	52.00	9002080048000
0.1909	#11	4.85	86.00	44.73	52.00	9002080048500
0.1929		4.90	86.00	44.65	52.00	9002080049000
0.1937	#10	4.92	86.00	44.62	52.00	9002080049200
0.1949		4.95	86.00	44.58	52.00	9002080049500
0.1961	#9	4.98	86.00	44.53	52.00	9002080049800
0.1969		5.00	86.00	44.50	52.00	9002080050000
0.1992	#8	5.06	86.00	44.41	52.00	9002080050600

Jobber length drills

Series no. 208

Diameter (d_1) inch	wire/ltr	mm	l_1 mm	t_{max} mm	l_2 mm	EDP #
0.2008		5.10	86.00	44.35	52.00	9002080051000
0.2012	#7	5.11	86.00	44.34	52.00	9002080051100
0.2031	13/64	5.16	86.00	44.26	52.00	9002080051600
0.2039	#6	5.18	86.00	44.23	52.00	9002080051800
0.2047		5.20	86.00	44.20	52.00	9002080052000
0.2055	#5	5.22	86.00	44.17	52.00	9002080052200
0.2067		5.25	86.00	44.13	52.00	9002080052500
0.2087		5.30	86.00	44.05	52.00	9002080053000
0.2126		5.40	93.00	48.90	57.00	9002080054000
0.2165		5.50	93.00	48.75	57.00	9002080055000
0.2189	7/32	5.56	93.00	48.66	57.00	9002080055600
0.2205		5.60	93.00	48.60	57.00	9002080056000
0.2209	#2	5.61	93.00	48.59	57.00	9002080056100
0.2244		5.70	93.00	48.45	57.00	9002080057000
0.2264		5.75	93.00	48.38	57.00	9002080057500
0.2283		5.80	93.00	48.30	57.00	9002080058000
0.2303		5.85	93.00	48.23	57.00	9002080058500
0.2323		5.90	93.00	48.15	57.00	9002080059000
0.2339	A	5.94	93.00	48.09	57.00	9002080059400
0.2343	15/64	5.95	93.00	48.08	57.00	9002080059500
0.2362		6.00	93.00	48.00	57.00	9002080060000
0.2382		6.05	101.00	53.93	63.00	9002080060500
0.2402		6.10	101.00	53.85	63.00	9002080061000
0.2441		6.20	101.00	53.70	63.00	9002080062000
0.2461	D	6.25	101.00	53.63	63.00	9002080062500
0.2480		6.30	101.00	53.55	63.00	9002080063000
0.2500	1/4 E	6.35	101.00	53.48	63.00	9002080063500
0.2520		6.40	101.00	53.40	63.00	9002080064000
0.2559		6.50	101.00	53.25	63.00	9002080065000
0.2598		6.60	101.00	53.10	63.00	9002080066000
0.2638		6.70	101.00	52.95	63.00	9002080067000
0.2657	17/64 H	6.75	109.00	58.88	69.00	9002080067500
0.2677		6.80	109.00	58.80	69.00	9002080068000
0.2717	I	6.90	109.00	58.65	69.00	9002080069000
0.2756		7.00	109.00	58.50	69.00	9002080070000
0.2768	J	7.03	109.00	58.46	69.00	9002080070300
0.2795		7.10	109.00	58.35	69.00	9002080071000
0.2811	9/32 K	7.14	109.00	58.29	69.00	9002080071400
0.2835		7.20	109.00	58.20	69.00	9002080072000
0.2874		7.30	109.00	58.05	69.00	9002080073000
0.2913		7.40	109.00	57.90	69.00	9002080074000
0.2953		7.50	109.00	57.75	69.00	9002080075000
0.2969	19/64	7.54	117.00	63.69	75.00	9002080075400
0.2992		7.60	117.00	63.60	75.00	9002080076000
0.3031		7.70	117.00	63.45	75.00	9002080077000
0.3051		7.75	117.00	63.38	75.00	9002080077500
0.3071		7.80	117.00	63.30	75.00	9002080078000
0.3091		7.85	117.00	63.23	75.00	9002080078500
0.3110		7.90	117.00	63.15	75.00	9002080079000
0.3126	5/16	7.94	117.00	63.09	75.00	9002080079400
0.3150		8.00	117.00	63.00	75.00	9002080080000
0.3189		8.10	117.00	62.85	75.00	9002080081000
0.3228	P	8.20	117.00	62.70	75.00	9002080082000
0.3268		8.30	117.00	62.55	75.00	9002080083000
0.3280	21/64	8.33	117.00	62.51	75.00	9002080083300
0.3307		8.40	117.00	62.40	75.00	9002080084000
0.3319	Q	8.43	117.00	62.36	75.00	9002080084300
0.3346		8.50	117.00	62.25	75.00	9002080085000

Diameter (d_1) inch	wire/ltr	mm	l_1 mm	t_{max} mm	l_2 mm	EDP #
0.3386		8.60	125.00	68.10	81.00	9002080086000
0.3425		8.70	125.00	67.95	81.00	9002080087000
0.3465		8.80	125.00	67.80	81.00	9002080088000
0.3504		8.90	125.00	67.65	81.00	9002080089000
0.3543		9.00	125.00	67.50	81.00	9002080090000
0.3583		9.10	125.00	67.35	81.00	9002080091000
0.3622		9.20	125.00	67.20	81.00	9002080092000
0.3661		9.30	125.00	67.05	81.00	9002080093000
0.3701		9.40	125.00	66.90	81.00	9002080094000
0.3740		9.50	125.00	66.75	81.00	9002080095000
0.3748	3/8	9.52	133.00	72.72	87.00	9002080095200
0.3780		9.60	133.00	72.60	87.00	9002080096000
0.3819		9.70	133.00	72.45	87.00	9002080097000
0.3839		9.75	133.00	72.38	87.00	9002080097500
0.3858	W	9.80	133.00	72.30	87.00	9002080098000
0.3898		9.90	133.00	72.15	87.00	9002080099000
0.3906	25/64	9.92	133.00	72.12	87.00	9002080099200
0.3937		10.00	133.00	72.00	87.00	9002080100000
0.3976		10.10	133.00	71.85	87.00	9002080101000
0.4016		10.20	133.00	71.70	87.00	9002080102000
0.4035		10.25	133.00	71.63	87.00	9002080102500
0.4055		10.30	133.00	71.55	87.00	9002080103000
0.4063	13/32	10.32	133.00	71.52	87.00	9002080103200
0.4094		10.40	133.00	71.40	87.00	9002080104000
0.4134		10.50	133.00	71.25	87.00	9002080105000
0.4173		10.60	133.00	71.10	87.00	9002080106000
0.4213		10.70	142.00	77.95	94.00	9002080107000
0.4220	27/64	10.72	142.00	77.92	94.00	9002080107200
0.4232		10.75	142.00	77.88	94.00	9002080107500
0.4331		11.00	142.00	77.50	94.00	9002080110000
0.4374	7/16	11.11	142.00	77.34	94.00	9002080111100
0.4409		11.20	142.00	77.20	94.00	9002080112000
0.4449		11.30	142.00	77.05	94.00	9002080113000
0.4528		11.50	142.00	76.75	94.00	9002080115000
0.4531	29/64	11.51	142.00	76.74	94.00	9002080115100
0.4646		11.80	142.00	76.30	94.00	9002080118000
0.4685		11.90	151.00	83.15	101.00	9002080119000
0.4689	15/32	11.91	151.00	83.14	101.00	9002080119100
0.4724		12.00	151.00	83.00	101.00	9002080120000
0.4764		12.10	151.00	82.85	101.00	9002080121000
0.4803		12.20	151.00	82.70	101.00	9002080122000
0.4823		12.25	151.00	82.63	101.00	9002080122500
0.4843	31/64	12.30	151.00	82.55	101.00	9002080123000
0.4882		12.40	151.00	82.40	101.00	9002080124000
0.4921		12.50	151.00	82.25	101.00	9002080125000
0.4961		12.60	151.00	82.10	101.00	9002080126000
0.5000	1/2	12.70	151.00	81.95	101.00	9002080127000
0.5118		13.00	151.00	81.50	101.00	9002080130000
0.5217		13.25	160.00	88.13	108.00	9002080132500
0.5276		13.40	160.00	87.90	108.00	9002080134000
0.5669		14.40	169.00	92.40	114.00	9002080144000
0.5787		14.70	169.00	91.95	114.00	9002080147000
0.5827		14.80	169.00	91.80	114.00	9002080148000
0.6004		15.25	178.00	97.13	120.00	9002080152500
0.6102		15.50	178.00	96.75	120.00	9002080155000
0.6248	5/8	15.87	178.00	96.20	120.00	9002080158700
0.6299		16.00	178.00	96.00	120.00	9002080160000

Jobber length drills

Series no. **651**

~5xD	DIN 338	N	118°	h8		Cyl	R
Cutting depth	Standard	Type	Point angle	Tolerance on Ø	Web Thinning	Shank form	Cutting direction

Tool material: **HSS**

Surface: **S**

P	Steel	●
M	Stainless steel	
K	Cast iron	●
N	Aluminum	○
S	Titanium alloys	
H	Hardened steel	

●=Optimal
○=Limited

web thinning ≥ Ø 1.000 • relieved cone

alloyed/unalloyed steel and cast steel • grey cast iron, malleable and spheroidal iron • sintered powder metal, German silver and graphite

$t_{max} = l_2\text{-}1.5 \times d_1$

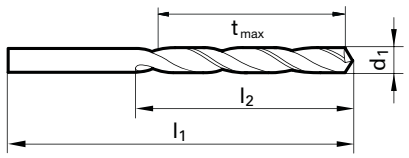

Speeds and feeds information on pg. 534

Shank diameter = cut diameter

Diameter (d_1) inch	wire/ltr	mm	l_1 mm	t_{max} mm	l_2 mm	EDP #
0.0079	#92	0.20	19.00	2.20	2.50	9006510002000
0.0098	#87	0.25	19.00	2.63	3.00	9006510002500
0.0110	#85	0.28	19.00	2.58	3.00	9006510002800
0.0118		0.30	19.00	2.55	3.00	9006510003000
0.0122	#83	0.31	19.00	3.54	4.00	9006510003100
0.0130	#81	0.33	19.00	3.51	4.00	9006510003300
0.0134	#80	0.34	19.00	3.49	4.00	9006510003400
0.0142		0.36	19.00	3.46	4.00	9006510003600
0.0146	#79	0.37	19.00	3.45	4.00	9006510003700
0.0150		0.38	19.00	3.43	4.00	9006510003800
0.0154		0.39	20.00	4.42	5.00	9006510003900
0.0157	1/64	0.40	20.00	4.40	5.00	9006510004000
0.0161	#78	0.41	20.00	4.39	5.00	9006510004100
0.0165		0.42	20.00	4.37	5.00	9006510004200
0.0169		0.43	20.00	4.36	5.00	9006510004300
0.0173		0.44	20.00	4.34	5.00	9006510004400
0.0177		0.45	20.00	4.33	5.00	9006510004500
0.0181	#77	0.46	20.00	4.31	5.00	9006510004600
0.0185		0.47	20.00	4.30	5.00	9006510004700
0.0189		0.48	20.00	4.28	5.00	9006510004800
0.0193		0.49	22.00	5.27	6.00	9006510004900
0.0197		0.50	22.00	5.25	6.00	9006510005000
0.0201	#76	0.51	22.00	5.24	6.00	9006510005100
0.0205		0.52	22.00	5.22	6.00	9006510005200
0.0209	#75	0.53	22.00	5.21	6.00	9006510005300
0.0213		0.54	24.00	6.19	7.00	9006510005400
0.0217		0.55	24.00	6.18	7.00	9006510005500
0.0224	#74	0.57	24.00	6.15	7.00	9006510005700
0.0228		0.58	24.00	6.13	7.00	9006510005800
0.0232		0.59	24.00	6.12	7.00	9006510005900
0.0236		0.60	24.00	6.10	7.00	9006510006000
0.0240	#73	0.61	26.00	7.09	8.00	9006510006100
0.0248		0.63	26.00	7.06	8.00	9006510006300
0.0252	#72	0.64	26.00	7.04	8.00	9006510006400
0.0256		0.65	26.00	7.03	8.00	9006510006500
0.0260	#71	0.66	26.00	7.01	8.00	9006510006600
0.0268		0.68	28.00	7.98	9.00	9006510006800
0.0272		0.69	28.00	7.97	9.00	9006510006900
0.0276		0.70	28.00	7.95	9.00	9006510007000
0.0280	#70	0.71	28.00	7.94	9.00	9006510007100
0.0283		0.72	28.00	7.92	9.00	9006510007200
0.0291	#69	0.74	28.00	7.89	9.00	9006510007400

Diameter (d_1) inch	wire/ltr	mm	l_1 mm	t_{max} mm	l_2 mm	EDP #
0.0295		0.75	28.00	7.88	9.00	9006510007500
0.0303		0.77	30.00	8.85	10.00	9006510007700
0.0307		0.78	30.00	8.83	10.00	9006510007800
0.0311	1/32	0.79	30.00	8.82	10.00	9006510007900
0.0315		0.80	30.00	8.80	10.00	9006510008000
0.0319	#67	0.81	30.00	8.79	10.00	9006510008100
0.0323		0.82	30.00	8.77	10.00	9006510008200
0.0327		0.83	30.00	8.76	10.00	9006510008300
0.0331	#66	0.84	30.00	8.74	10.00	9006510008400
0.0335		0.85	30.00	8.73	10.00	9006510008500
0.0339		0.86	32.00	9.71	11.00	9006510008600
0.0346		0.88	32.00	9.68	11.00	9006510008800
0.0350	#65	0.89	32.00	9.67	11.00	9006510008900
0.0354		0.90	32.00	9.65	11.00	9006510009000
0.0358	#64	0.91	32.00	9.64	11.00	9006510009100
0.0362		0.92	32.00	9.62	11.00	9006510009200
0.0366		0.93	32.00	9.61	11.00	9006510009300
0.0370	#63	0.94	32.00	9.59	11.00	9006510009400
0.0374		0.95	32.00	9.58	11.00	9006510009500
0.0378		0.96	34.00	10.56	12.00	9006510009600
0.0382	#62	0.97	34.00	10.55	12.00	9006510009700
0.0386		0.98	34.00	10.53	12.00	9006510009800
0.0390	#61	0.99	34.00	10.52	12.00	9006510009900
0.0394		1.00	34.00	10.50	12.00	9006510010000
0.0402	#60	1.02	34.00	10.47	12.00	9006510010200
0.0406		1.03	34.00	10.46	12.00	9006510010300
0.0409	#59	1.04	34.00	10.44	12.00	9006510010400
0.0413		1.05	34.00	10.43	12.00	9006510010500
0.0421	#58	1.07	36.00	12.40	14.00	9006510010700
0.0425		1.08	36.00	12.38	14.00	9006510010800
0.0429	#57	1.09	36.00	12.37	14.00	9006510010900
0.0433		1.10	36.00	12.35	14.00	9006510011000
0.0437		1.11	36.00	12.34	14.00	9006510011100
0.0441		1.12	36.00	12.32	14.00	9006510011200
0.0445		1.13	36.00	12.31	14.00	9006510011300
0.0449		1.14	36.00	12.29	14.00	9006510011400
0.0453		1.15	36.00	12.28	14.00	9006510011500
0.0457		1.16	36.00	12.26	14.00	9006510011600
0.0461		1.17	36.00	12.25	14.00	9006510011700
0.0465	#56	1.18	36.00	12.23	14.00	9006510011800
0.0469	3/64	1.19	38.00	14.22	16.00	9006510011900
0.0472		1.20	38.00	14.20	16.00	9006510012000

Jobber length drills

Series no. **651**

Diameter (d_1) inch	wire/ltr	mm	l_1 mm	t_{max} mm	l_2 mm	EDP #
0.0476		1.21	38.00	14.19	16.00	9006510012100
0.0480		1.22	38.00	14.17	16.00	9006510012200
0.0488		1.24	38.00	14.14	16.00	9006510012400
0.0492		1.25	38.00	14.13	16.00	9006510012500
0.0496		1.26	38.00	14.11	16.00	9006510012600
0.0500		1.27	38.00	14.10	16.00	9006510012700
0.0504		1.28	38.00	14.08	16.00	9006510012800
0.0512		1.30	38.00	14.05	16.00	9006510013000
0.0516		1.31	38.00	14.04	16.00	9006510013100
0.0520	#55	1.32	38.00	14.02	16.00	9006510013200
0.0528		1.34	40.00	15.99	18.00	9006510013400
0.0531		1.35	40.00	15.98	18.00	9006510013500
0.0551	#54	1.40	40.00	15.90	18.00	9006510014000
0.0559		1.42	40.00	15.87	18.00	9006510014200
0.0563		1.43	40.00	15.86	18.00	9006510014300
0.0571		1.45	40.00	15.83	18.00	9006510014500
0.0575		1.46	40.00	15.81	18.00	9006510014600
0.0579		1.47	40.00	15.80	18.00	9006510014700
0.0583		1.48	40.00	15.78	18.00	9006510014800
0.0591		1.50	40.00	15.75	18.00	9006510015000
0.0594	#53	1.51	43.00	17.74	20.00	9006510015100
0.0598		1.52	43.00	17.72	20.00	9006510015200
0.0602		1.53	43.00	17.71	20.00	9006510015300
0.0606		1.54	43.00	17.69	20.00	9006510015400
0.0610		1.55	43.00	17.68	20.00	9006510015500
0.0618		1.57	43.00	17.65	20.00	9006510015700
0.0626	1/16	1.59	43.00	17.62	20.00	9006510015900
0.0630		1.60	43.00	17.60	20.00	9006510016000
0.0634	#52	1.61	43.00	17.59	20.00	9006510016100
0.0638		1.62	43.00	17.57	20.00	9006510016200
0.0646		1.64	43.00	17.54	20.00	9006510016400
0.0650		1.65	43.00	17.53	20.00	9006510016500
0.0661		1.68	43.00	17.48	20.00	9006510016800
0.0669	#51	1.70	43.00	17.45	20.00	9006510017000
0.0673		1.71	46.00	19.44	22.00	9006510017100
0.0681		1.73	46.00	19.41	22.00	9006510017300
0.0689		1.75	46.00	19.38	22.00	9006510017500
0.0697		1.77	46.00	19.35	22.00	9006510017700
0.0701	#50	1.78	46.00	19.33	22.00	9006510017800
0.0709		1.80	46.00	19.30	22.00	9006510018000
0.0717		1.82	46.00	19.27	22.00	9006510018200
0.0720		1.83	46.00	19.26	22.00	9006510018300
0.0724		1.84	46.00	19.24	22.00	9006510018400
0.0728	#49	1.85	46.00	19.23	22.00	9006510018500
0.0736		1.87	46.00	19.20	22.00	9006510018700
0.0748		1.90	46.00	19.15	22.00	9006510019000
0.0760	#48	1.93	49.00	21.11	24.00	9006510019300
0.0768		1.95	49.00	21.08	24.00	9006510019500
0.0772		1.96	49.00	21.06	24.00	9006510019600
0.0776		1.97	49.00	21.05	24.00	9006510019700
0.0780	5/64	1.98	49.00	21.03	24.00	9006510019800
0.0783	#47	1.99	49.00	21.02	24.00	9006510019900
0.0787		2.00	49.00	21.00	24.00	9006510020000
0.0795		2.02	49.00	20.97	24.00	9006510020200
0.0799		2.03	49.00	20.96	24.00	9006510020300
0.0807		2.05	49.00	20.93	24.00	9006510020500
0.0811	#46	2.06	49.00	20.91	24.00	9006510020600
0.0819	#45	2.08	49.00	20.88	24.00	9006510020800
0.0827		2.10	49.00	20.85	24.00	9006510021000
0.0846		2.15	53.00	23.78	27.00	9006510021500
0.0858	#44	2.18	53.00	23.73	27.00	9006510021800
0.0866		2.20	53.00	23.70	27.00	9006510022000
0.0886		2.25	53.00	23.63	27.00	9006510022500
0.0890	#43	2.26	53.00	23.61	27.00	9006510022600
0.0906		2.30	53.00	23.55	27.00	9006510023000
0.0925		2.35	53.00	23.48	27.00	9006510023500
0.0933	#42	2.37	57.00	26.45	30.00	9006510023700
0.0937	3/32	2.38	57.00	26.43	30.00	9006510023800
0.0945		2.40	57.00	26.40	30.00	9006510024000
0.0961	#41	2.44	57.00	26.34	30.00	9006510024400
0.0965		2.45	57.00	26.33	30.00	9006510024500
0.0980	#40	2.49	57.00	26.27	30.00	9006510024900
0.0984		2.50	57.00	26.25	30.00	9006510025000
0.0996	#39	2.53	57.00	26.21	30.00	9006510025300
0.1004		2.55	57.00	26.18	30.00	9006510025500
0.1016	#38	2.58	57.00	26.13	30.00	9006510025800
0.1024		2.60	57.00	26.10	30.00	9006510026000
0.1039	#37	2.64	57.00	26.04	30.00	9006510026400
0.1043		2.65	57.00	26.03	30.00	9006510026500
0.1063		2.70	61.00	28.95	33.00	9006510027000
0.1067	#36	2.71	61.00	28.94	33.00	9006510027100
0.1083		2.75	61.00	28.88	33.00	9006510027500
0.1094	7/64	2.78	61.00	28.83	33.00	9006510027800
0.1098	#35	2.79	61.00	28.82	33.00	9006510027900
0.1102		2.80	61.00	28.80	33.00	9006510028000
0.1110	#34	2.82	61.00	28.77	33.00	9006510028200
0.1122		2.85	61.00	28.73	33.00	9006510028500
0.1130	#33	2.87	61.00	28.70	33.00	9006510028700
0.1142		2.90	61.00	28.65	33.00	9006510029000
0.1161	#32	2.95	61.00	28.58	33.00	9006510029500
0.1181		3.00	61.00	28.50	33.00	9006510030000
0.1201	#31	3.05	65.00	31.43	36.00	9006510030500
0.1220		3.10	65.00	31.35	36.00	9006510031000
0.1240		3.15	65.00	31.28	36.00	9006510031500
0.1248	1/8	3.17	65.00	31.25	36.00	9006510031700
0.1260		3.20	65.00	31.20	36.00	9006510032000
0.1280		3.25	65.00	31.13	36.00	9006510032500
0.1283	#30	3.26	65.00	31.11	36.00	9006510032600
0.1299		3.30	65.00	31.05	36.00	9006510033000
0.1319		3.35	65.00	30.98	36.00	9006510033500
0.1339		3.40	70.00	33.90	39.00	9006510034000
0.1358	#29	3.45	70.00	33.83	39.00	9006510034500
0.1378		3.50	70.00	33.75	39.00	9006510035000
0.1398		3.55	70.00	33.68	39.00	9006510035500
0.1406	9/64 #28	3.57	70.00	33.65	39.00	9006510035700
0.1417		3.60	70.00	33.60	39.00	9006510036000
0.1437		3.65	70.00	33.53	39.00	9006510036500
0.1441	#27	3.66	70.00	33.51	39.00	9006510036600
0.1457		3.70	70.00	33.45	39.00	9006510037000
0.1469	#26	3.73	70.00	33.41	39.00	9006510037300
0.1476		3.75	70.00	33.38	39.00	9006510037500
0.1496	#25	3.80	75.00	37.30	43.00	9006510038000
0.1516		3.85	75.00	37.23	43.00	9006510038500
0.1520	#24	3.86	75.00	37.21	43.00	9006510038600
0.1535		3.90	75.00	37.15	43.00	9006510039000
0.1539	#23	3.91	75.00	37.14	43.00	9006510039100
0.1555		3.95	75.00	37.08	43.00	9006510039500
0.1563	5/32	3.97	75.00	37.05	43.00	9006510039700
0.1571	#22	3.99	75.00	37.02	43.00	9006510039900
0.1575		4.00	75.00	37.00	43.00	9006510040000
0.1591	#21	4.04	75.00	36.94	43.00	9006510040400
0.1594		4.05	75.00	36.93	43.00	9006510040500
0.1610	#20	4.09	75.00	36.87	43.00	9006510040900
0.1614		4.10	75.00	36.85	43.00	9006510041000
0.1634		4.15	75.00	36.78	43.00	9006510041500
0.1654		4.20	75.00	36.70	43.00	9006510042000
0.1661	#19	4.22	75.00	36.67	43.00	9006510042200
0.1673		4.25	75.00	36.63	43.00	9006510042500
0.1693	#18	4.30	80.00	40.55	47.00	9006510043000
0.1713		4.35	80.00	40.48	47.00	9006510043500
0.1720	11/64	4.37	80.00	40.45	47.00	9006510043700
0.1728	#17	4.39	80.00	40.42	47.00	9006510043900

Jobber length drills

Series no. **651**

Diameter (d_1) inch	wire/ltr	mm	l_1 mm	t_{max} mm	l_2 mm	EDP #
0.1732		4.40	80.00	40.40	47.00	9006510044000
0.1752		4.45	80.00	40.33	47.00	9006510044500
0.1772	#16	4.50	80.00	40.25	47.00	9006510045000
0.1799	#15	4.57	80.00	40.15	47.00	9006510045700
0.1811		4.60	80.00	40.10	47.00	9006510046000
0.1819	#14	4.62	80.00	40.07	47.00	9006510046200
0.1831		4.65	80.00	40.03	47.00	9006510046500
0.1850	#13	4.70	80.00	39.95	47.00	9006510047000
0.1870		4.75	80.00	39.88	47.00	9006510047500
0.1874	3/16	4.76	86.00	44.86	52.00	9006510047600
0.1890	#12	4.80	86.00	44.80	52.00	9006510048000
0.1909	#11	4.85	86.00	44.73	52.00	9006510048500
0.1929		4.90	86.00	44.65	52.00	9006510049000
0.1937	#10	4.92	86.00	44.62	52.00	9006510049200
0.1949		4.95	86.00	44.58	52.00	9006510049500
0.1961	#9	4.98	86.00	44.53	52.00	9006510049800
0.1969		5.00	86.00	44.50	52.00	9006510050000
0.1988		5.05	86.00	44.43	52.00	9006510050500
0.1992	#8	5.06	86.00	44.41	52.00	9006510050600
0.2008		5.10	86.00	44.35	52.00	9006510051000
0.2012	#7	5.11	86.00	44.34	52.00	9006510051100
0.2031	13/64	5.16	86.00	44.26	52.00	9006510051600
0.2039	#6	5.18	86.00	44.23	52.00	9006510051800
0.2047		5.20	86.00	44.20	52.00	9006510052000
0.2055	#5	5.22	86.00	44.17	52.00	9006510052200
0.2067		5.25	86.00	44.13	52.00	9006510052500
0.2087		5.30	86.00	44.05	52.00	9006510053000
0.2091	#4	5.31	93.00	49.04	57.00	9006510053100
0.2126		5.40	93.00	48.90	57.00	9006510054000
0.2130	#3	5.41	93.00	48.89	57.00	9006510054100
0.2146		5.45	93.00	48.83	57.00	9006510054500
0.2165		5.50	93.00	48.75	57.00	9006510055000
0.2189	7/32	5.56	93.00	48.66	57.00	9006510055600
0.2205		5.60	93.00	48.60	57.00	9006510056000
0.2209	#2	5.61	93.00	48.59	57.00	9006510056100
0.2224		5.65	93.00	48.53	57.00	9006510056500
0.2244		5.70	93.00	48.45	57.00	9006510057000
0.2264		5.75	93.00	48.38	57.00	9006510057500
0.2280	#1	5.79	93.00	48.32	57.00	9006510057900
0.2283		5.80	93.00	48.30	57.00	9006510058000
0.2323		5.90	93.00	48.15	57.00	9006510059000
0.2339	A	5.94	93.00	48.09	57.00	9006510059400
0.2343	15/64	5.95	93.00	48.08	57.00	9006510059500
0.2362		6.00	93.00	48.00	57.00	9006510060000
0.2378	B	6.04	101.00	53.94	63.00	9006510060400
0.2382		6.05	101.00	53.93	63.00	9006510060500
0.2402		6.10	101.00	53.85	63.00	9006510061000
0.2421	C	6.15	101.00	53.78	63.00	9006510061500
0.2441		6.20	101.00	53.70	63.00	9006510062000
0.2461	D	6.25	101.00	53.63	63.00	9006510062500
0.2480		6.30	101.00	53.55	63.00	9006510063000
0.2500	1/4 E	6.35	101.00	53.48	63.00	9006510063500
0.2520		6.40	101.00	53.40	63.00	9006510064000
0.2559		6.50	101.00	53.25	63.00	9006510065000
0.2571	F	6.53	101.00	53.21	63.00	9006510065300
0.2598		6.60	101.00	53.10	63.00	9006510066000
0.2610	G	6.63	101.00	53.06	63.00	9006510066300
0.2638		6.70	101.00	52.95	63.00	9006510067000
0.2657	17/64 H	6.75	109.00	58.88	69.00	9006510067500
0.2677		6.80	109.00	58.80	69.00	9006510068000
0.2697		6.85	109.00	58.73	69.00	9006510068500
0.2717	I	6.90	109.00	58.65	69.00	9006510069000
0.2756		7.00	109.00	58.50	69.00	9006510070000
0.2768	J	7.03	109.00	58.46	69.00	9006510070300
0.2795		7.10	109.00	58.35	69.00	9006510071000

Diameter (d_1) inch	wire/ltr	mm	l_1 mm	t_{max} mm	l_2 mm	EDP #
0.2811	9/32 K	7.14	109.00	58.29	69.00	9006510071400
0.2835		7.20	109.00	58.20	69.00	9006510072000
0.2854		7.25	109.00	58.13	69.00	9006510072500
0.2874		7.30	109.00	58.05	69.00	9006510073000
0.2902	L	7.37	109.00	57.95	69.00	9006510073700
0.2913		7.40	109.00	57.90	69.00	9006510074000
0.2933		7.45	109.00	57.83	69.00	9006510074500
0.2949	M	7.49	109.00	57.77	69.00	9006510074900
0.2953		7.50	109.00	57.75	69.00	9006510075000
0.2969	19/64	7.54	117.00	63.69	75.00	9006510075400
0.2992		7.60	117.00	63.60	75.00	9006510076000
0.3020	N	7.67	117.00	63.50	75.00	9006510076700
0.3031		7.70	117.00	63.45	75.00	9006510077000
0.3051		7.75	117.00	63.38	75.00	9006510077500
0.3071		7.80	117.00	63.30	75.00	9006510078000
0.3110		7.90	117.00	63.15	75.00	9006510079000
0.3126	5/16	7.94	117.00	63.09	75.00	9006510079400
0.3150		8.00	117.00	63.00	75.00	9006510080000
0.3161	O	8.03	117.00	62.96	75.00	9006510080300
0.3189		8.10	117.00	62.85	75.00	9006510081000
0.3228	P	8.20	117.00	62.70	75.00	9006510082000
0.3248		8.25	117.00	62.63	75.00	9006510082500
0.3268		8.30	117.00	62.55	75.00	9006510083000
0.3280	21/64	8.33	117.00	62.51	75.00	9006510083300
0.3307		8.40	117.00	62.40	75.00	9006510084000
0.3319	Q	8.43	117.00	62.36	75.00	9006510084300
0.3346		8.50	117.00	62.25	75.00	9006510085000
0.3386		8.60	125.00	68.10	81.00	9006510086000
0.3390	R	8.61	125.00	68.09	81.00	9006510086100
0.3425		8.70	125.00	67.95	81.00	9006510087000
0.3437	11/32	8.73	125.00	67.91	81.00	9006510087300
0.3445		8.75	125.00	67.88	81.00	9006510087500
0.3465		8.80	125.00	67.80	81.00	9006510088000
0.3480	S	8.84	125.00	67.74	81.00	9006510088400
0.3484		8.85	125.00	67.73	81.00	9006510088500
0.3504		8.90	125.00	67.65	81.00	9006510089000
0.3543		9.00	125.00	67.50	81.00	9006510090000
0.3579	T	9.09	125.00	67.37	81.00	9006510090900
0.3583		9.10	125.00	67.35	81.00	9006510091000
0.3594	23/64	9.13	125.00	67.31	81.00	9006510091300
0.3622		9.20	125.00	67.20	81.00	9006510092000
0.3642		9.25	125.00	67.13	81.00	9006510092500
0.3661		9.30	125.00	67.05	81.00	9006510093000
0.3677	U	9.34	125.00	66.99	81.00	9006510093400
0.3701		9.40	125.00	66.90	81.00	9006510094000
0.3740		9.50	125.00	66.75	81.00	9006510095000
0.3748	3/8	9.52	133.00	72.72	87.00	9006510095200
0.3760		9.55	133.00	72.68	87.00	9006510095500
0.3772	V	9.58	133.00	72.63	87.00	9006510095800
0.3780		9.60	133.00	72.60	87.00	9006510096000
0.3819		9.70	133.00	72.45	87.00	9006510097000
0.3839		9.75	133.00	72.38	87.00	9006510097500
0.3858	W	9.80	133.00	72.30	87.00	9006510098000
0.3898		9.90	133.00	72.15	87.00	9006510099000
0.3906	25/64	9.92	133.00	72.12	87.00	9006510099200
0.3937		10.00	133.00	72.00	87.00	9006510100000
0.3961		10.06	133.00	71.91	87.00	9006510100600
0.3969	X	10.08	133.00	71.88	87.00	9006510100800
0.3976		10.10	133.00	71.85	87.00	9006510101000
0.4016		10.20	133.00	71.70	87.00	9006510102000
0.4035		10.25	133.00	71.63	87.00	9006510102500
0.4039	Y	10.26	133.00	71.61	87.00	9006510102600
0.4055		10.30	133.00	71.55	87.00	9006510103000
0.4063	13/32	10.32	133.00	71.52	87.00	9006510103200
0.4094		10.40	133.00	71.40	87.00	9006510104000

Jobber length drills

Series no. **651**

Diameter (d_1) inch	wire/ltr	mm	l_1 mm	t_{max} mm	l_2 mm	EDP #
0.4130	Z	10.49	133.00	71.27	87.00	**9006510104900**
0.4134		10.50	133.00	71.25	87.00	**9006510105000**
0.4154		10.55	133.00	71.18	87.00	**9006510105500**
0.4173		10.60	133.00	71.10	87.00	**9006510106000**
0.4213		10.70	142.00	77.95	94.00	**9006510107000**
0.4220	27/64	10.72	142.00	77.92	94.00	**9006510107200**
0.4232		10.75	142.00	77.88	94.00	**9006510107500**
0.4252		10.80	142.00	77.80	94.00	**9006510108000**
0.4291		10.90	142.00	77.65	94.00	**9006510109000**
0.4331		11.00	142.00	77.50	94.00	**9006510110000**
0.4370		11.10	142.00	77.35	94.00	**9006510111000**
0.4374	7/16	11.11	142.00	77.34	94.00	**9006510111100**
0.4409		11.20	142.00	77.20	94.00	**9006510112000**
0.4429		11.25	142.00	77.13	94.00	**9006510112500**
0.4449		11.30	142.00	77.05	94.00	**9006510113000**
0.4488		11.40	142.00	76.90	94.00	**9006510114000**
0.4528		11.50	142.00	76.75	94.00	**9006510115000**
0.4531	29/64	11.51	142.00	76.74	94.00	**9006510115100**
0.4587		11.65	142.00	76.53	94.00	**9006510116500**
0.4606		11.70	142.00	76.45	94.00	**9006510117000**
0.4646		11.80	142.00	76.30	94.00	**9006510118000**
0.4689	15/32	11.91	151.00	83.14	101.00	**9006510119100**
0.4724		12.00	151.00	83.00	101.00	**9006510120000**
0.4764		12.10	151.00	82.85	101.00	**9006510121000**
0.4803		12.20	151.00	82.70	101.00	**9006510122000**
0.4843	31/64	12.30	151.00	82.55	101.00	**9006510123000**
0.4882		12.40	151.00	82.40	101.00	**9006510124000**
0.4921		12.50	151.00	82.25	101.00	**9006510125000**
0.4961		12.60	151.00	82.10	101.00	**9006510126000**
0.5000	1/2	12.70	151.00	81.95	101.00	**9006510127000**
0.5039		12.80	151.00	81.80	101.00	**9006510128000**
0.5079		12.90	151.00	81.65	101.00	**9006510129000**
0.5118		13.00	151.00	81.50	101.00	**9006510130000**

Diameter (d_1) inch	wire/ltr	mm	l_1 mm	t_{max} mm	l_2 mm	EDP #
0.5157	33/64	13.10	151.00	81.35	101.00	**9006510131000**
0.5197		13.20	151.00	81.20	101.00	**9006510132000**
0.5217		13.25	160.00	88.13	108.00	**9006510132500**
0.5311	17/32	13.49	160.00	87.77	108.00	**9006510134900**
0.5315		13.50	160.00	87.75	108.00	**9006510135000**
0.5394		13.70	160.00	87.45	108.00	**9006510137000**
0.5433		13.80	160.00	87.30	108.00	**9006510138000**
0.5469	35/64	13.89	160.00	87.17	108.00	**9006510138900**
0.5472		13.90	160.00	87.15	108.00	**9006510139000**
0.5512		14.00	160.00	87.00	108.00	**9006510140000**
0.5591		14.20	169.00	92.70	114.00	**9006510142000**
0.5610		14.25	169.00	92.63	114.00	**9006510142500**
0.5626	9/16	14.29	169.00	92.57	114.00	**9006510142900**
0.5709		14.50	169.00	92.25	114.00	**9006510145000**
0.5748		14.60	169.00	92.10	114.00	**9006510146000**
0.5780	37/64	14.68	169.00	91.98	114.00	**9006510146800**
0.5807		14.75	169.00	91.88	114.00	**9006510147500**
0.5827		14.80	169.00	91.80	114.00	**9006510148000**
0.5906		15.00	169.00	91.50	114.00	**9006510150000**
0.5937	19/32	15.08	178.00	97.38	120.00	**9006510150800**
0.6004		15.25	178.00	97.13	120.00	**9006510152500**
0.6094	39/64	15.48	178.00	96.78	120.00	**9006510154800**
0.6102		15.50	178.00	96.75	120.00	**9006510155000**
0.6201		15.75	178.00	96.38	120.00	**9006510157500**
0.6220		15.80	178.00	96.30	120.00	**9006510158000**
0.6248	5/8	15.87	178.00	96.20	120.00	**9006510158700**
0.6299		16.00	178.00	96.00	120.00	**9006510160000**
0.6594		16.75	184.00	99.88	125.00	**9006510167500**
0.6693		17.00	184.00	99.50	125.00	**9006510170000**
0.6890		17.50	191.00	103.75	130.00	**9006510175000**
0.7087		18.00	191.00	103.00	130.00	**9006510180000**
0.7283		18.50	198.00	107.25	135.00	**9006510185000**
0.7480		19.00	198.00	106.50	135.00	**9006510190000**

Jobber length drills

Series no. **664**

~5xD	DIN 338	N	118°	h8		Cyl	L
Cutting depth	Standard	Type	Point angle	Tolerance on Ø	Web Thinning	Shank form	Cutting direction

Tool material **HSS**

Surface **S**

P	Steel	●
M	Stainless steel	
K	Cast iron	●
N	Aluminum	○
S	Titanium alloys	
H	Hardened steel	

●=Optimal
○=Limited

web thinning ≥ Ø 2.380 • relieved cone

alloyed/unalloyed steel and cast steel • grey cast iron, malleable and spheroidal iron • sintered powder metal, German silver and graphite

$t_{max} = l_2 - 1.5 \times d_1$

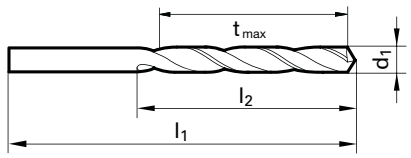

Speeds and feeds information on pg. 538

Shank diameter = cut diameter

Diameter (d_1) inch	wire/ltr	mm	l_1 mm	t_{max} mm	l_2 mm	EDP #
0.0157	1/64	0.40	20.00	4.40	5.00	9006640004000
0.0165		0.42	20.00	4.37	5.00	9006640004200
0.0169		0.43	20.00	4.36	5.00	9006640004300
0.0177		0.45	20.00	4.33	5.00	9006640004500
0.0236		0.60	24.00	6.10	7.00	9006640006000
0.0264		0.67	26.00	7.00	8.00	9006640006700
0.0295		0.75	28.00	7.88	9.00	9006640007500
0.0303		0.77	30.00	8.85	10.00	9006640007700
0.0315		0.80	30.00	8.80	10.00	9006640008000
0.0354		0.90	32.00	9.65	11.00	9006640009000
0.0366		0.93	32.00	9.61	11.00	9006640009300
0.0374		0.95	32.00	9.58	11.00	9006640009500
0.0382	#62	0.97	34.00	10.55	12.00	9006640009700
0.0394		1.00	34.00	10.50	12.00	9006640010000
0.0413		1.05	34.00	10.43	12.00	9006640010500
0.0421	#58	1.07	36.00	12.40	14.00	9006640010700
0.0429	#57	1.09	36.00	12.37	14.00	9006640010900
0.0433		1.10	36.00	12.35	14.00	9006640011000
0.0453		1.15	36.00	12.28	14.00	9006640011500
0.0465	#56	1.18	36.00	12.23	14.00	9006640011800
0.0469	3/64	1.19	38.00	14.22	16.00	9006640011900
0.0472		1.20	38.00	14.20	16.00	9006640012000
0.0492		1.25	38.00	14.13	16.00	9006640012500
0.0512		1.30	38.00	14.05	16.00	9006640013000
0.0520	#55	1.32	38.00	14.02	16.00	9006640013200
0.0531		1.35	40.00	15.98	18.00	9006640013500
0.0551	#54	1.40	40.00	15.90	18.00	9006640014000
0.0559		1.42	40.00	15.87	18.00	9006640014200
0.0571		1.45	40.00	15.83	18.00	9006640014500
0.0591		1.50	40.00	15.75	18.00	9006640015000
0.0610		1.55	43.00	17.68	20.00	9006640015500
0.0626	1/16	1.59	43.00	17.62	20.00	9006640015900
0.0630		1.60	43.00	17.60	20.00	9006640016000
0.0650		1.65	43.00	17.53	20.00	9006640016500
0.0669	#51	1.70	43.00	17.45	20.00	9006640017000
0.0689		1.75	46.00	19.38	22.00	9006640017500
0.0709		1.80	46.00	19.30	22.00	9006640018000
0.0717		1.82	46.00	19.27	22.00	9006640018200
0.0728	#49	1.85	46.00	19.23	22.00	9006640018500
0.0748		1.90	46.00	19.15	22.00	9006640019000
0.0787		2.00	49.00	21.00	24.00	9006640020000

Diameter (d_1) inch	wire/ltr	mm	l_1 mm	t_{max} mm	l_2 mm	EDP #
0.0807		2.05	49.00	20.93	24.00	9006640020500
0.0827		2.10	49.00	20.85	24.00	9006640021000
0.0846		2.15	53.00	23.78	27.00	9006640021500
0.0866		2.20	53.00	23.70	27.00	9006640022000
0.0906		2.30	53.00	23.55	27.00	9006640023000
0.0937	3/32	2.38	57.00	26.43	30.00	9006640023800
0.0945		2.40	57.00	26.40	30.00	9006640024000
0.0965		2.45	57.00	26.33	30.00	9006640024500
0.0984		2.50	57.00	26.25	30.00	9006640025000
0.0996	#39	2.53	57.00	26.21	30.00	9006640025300
0.1016	#38	2.58	57.00	26.13	30.00	9006640025800
0.1024		2.60	57.00	26.10	30.00	9006640026000
0.1063		2.70	61.00	28.95	33.00	9006640027000
0.1067	#36	2.71	61.00	28.94	33.00	9006640027100
0.1083		2.75	61.00	28.88	33.00	9006640027500
0.1094	7/64	2.78	61.00	28.83	33.00	9006640027800
0.1102		2.80	61.00	28.80	33.00	9006640028000
0.1142		2.90	61.00	28.65	33.00	9006640029000
0.1161	#32	2.95	61.00	28.58	33.00	9006640029500
0.1181		3.00	61.00	28.50	33.00	9006640030000
0.1201	#31	3.05	65.00	31.43	36.00	9006640030500
0.1220		3.10	65.00	31.35	36.00	9006640031000
0.1248	1/8	3.17	65.00	31.25	36.00	9006640031700
0.1260		3.20	65.00	31.20	36.00	9006640032000
0.1299		3.30	65.00	31.05	36.00	9006640033000
0.1339		3.40	70.00	33.90	39.00	9006640034000
0.1358	#29	3.45	70.00	33.83	39.00	9006640034500
0.1378		3.50	70.00	33.75	39.00	9006640035000
0.1406	9/64	#28 3.57	70.00	33.65	39.00	9006640035700
0.1417		3.60	70.00	33.60	39.00	9006640036000
0.1457		3.70	70.00	33.45	39.00	9006640037000
0.1496	#25	3.80	75.00	37.30	43.00	9006640038000
0.1535		3.90	75.00	37.15	43.00	9006640039000
0.1563	5/32	3.97	75.00	37.05	43.00	9006640039700
0.1575		4.00	75.00	37.00	43.00	9006640040000
0.1614		4.10	75.00	36.85	43.00	9006640041000
0.1654		4.20	75.00	36.70	43.00	9006640042000
0.1693	#18	4.30	80.00	40.55	47.00	9006640043000
0.1720	11/64	4.37	80.00	40.45	47.00	9006640043700
0.1732		4.40	80.00	40.40	47.00	9006640044000

Jobber length drills

Series no. **664**

Diameter (d_1) inch	wire/ltr	mm	l_1 mm	t_{max} mm	l_2 mm	EDP #
0.1772	#16	4.50	80.00	40.25	47.00	**9006640045000**
0.1811		4.60	80.00	40.10	47.00	**9006640046000**
0.1850	#13	4.70	80.00	39.95	47.00	**9006640047000**
0.1874	3/16	4.76	86.00	44.86	52.00	**9006640047600**
0.1890	#12	4.80	86.00	44.80	52.00	**9006640048000**
0.1929		4.90	86.00	44.65	52.00	**9006640049000**
0.1969		5.00	86.00	44.50	52.00	**9006640050000**
0.1992	#8	5.06	86.00	44.41	52.00	**9006640050600**
0.2008		5.10	86.00	44.35	52.00	**9006640051000**
0.2031	13/64	5.16	86.00	44.26	52.00	**9006640051600**
0.2047		5.20	86.00	44.20	52.00	**9006640052000**
0.2087		5.30	86.00	44.05	52.00	**9006640053000**
0.2126		5.40	93.00	48.90	57.00	**9006640054000**
0.2165		5.50	93.00	48.75	57.00	**9006640055000**
0.2189	7/32	5.56	93.00	48.66	57.00	**9006640055600**

Diameter (d_1) inch	wire/ltr	mm	l_1 mm	t_{max} mm	l_2 mm	EDP #
0.2205		5.60	93.00	48.60	57.00	**9006640056000**
0.2244		5.70	93.00	48.45	57.00	**9006640057000**
0.2283		5.80	93.00	48.30	57.00	**9006640058000**
0.2323		5.90	93.00	48.15	57.00	**9006640059000**
0.2362		6.00	93.00	48.00	57.00	**9006640060000**
0.2402		6.10	101.00	53.85	63.00	**9006640061000**
0.2441		6.20	101.00	53.70	63.00	**9006640062000**
0.2480		6.30	101.00	53.55	63.00	**9006640063000**
0.2500	1/4 E	6.35	101.00	53.48	63.00	**9006640063500**
0.2559		6.50	101.00	53.25	63.00	**9006640065000**
0.2969	19/64	7.54	117.00	63.69	75.00	**9006640075400**
0.3071		7.80	117.00	63.30	75.00	**9006640078000**
0.3437	11/32	8.73	125.00	67.91	81.00	**9006640087300**
0.3594	23/64	9.13	125.00	67.31	81.00	**9006640091300**
0.4016		10.20	133.00	71.70	87.00	**9006640102000**

Jobber length drills

Series no. **206**

~5xD	DIN 338	H	118°	h8		Cyl	R
Cutting depth	Standard	Type	Point angle	Tolerance on Ø	Web Thinning	Shank form	Cutting direction

Tool material: **HSS**

Surface: ◯

P	Steel	
M	Stainless steel	
K	Cast iron	
N	Aluminum	●
S	Titanium alloys	
H	Hardened steel	

●=Optimal
○=Limited

web thinning ≥ Ø 14.500 • relieved cone

hard and crumbly materials • brass, magnesium alloys • bronze, phosphor bronze • slate, mica, pertinax

$t_{max} = l_2\text{-}1.5 \times d_1$

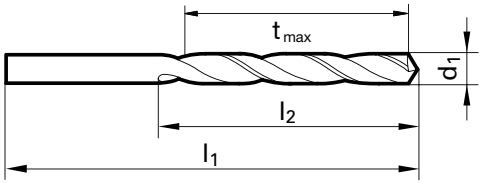

Speeds and feeds information on pg. 496

Shank diameter = cut diameter

Diameter (d_1) inch	wire/ltr	mm	l_1 mm	t_{max} mm	l_2 mm	EDP #
0.0079	#92	0.20	19.00	2.20	2.50	9002060002000
0.0094	#88	0.24	19.00	2.14	2.50	9002060002400
0.0098	#87	0.25	19.00	2.63	3.00	9002060002500
0.0118		0.30	19.00	2.55	3.00	9002060003000
0.0134	#80	0.34	19.00	3.49	4.00	9002060003400
0.0138		0.35	19.00	3.48	4.00	9002060003500
0.0157	1/64	0.40	20.00	4.40	5.00	9002060004000
0.0161	#78	0.41	20.00	4.39	5.00	9002060004100
0.0177		0.45	20.00	4.33	5.00	9002060004500
0.0181	#77	0.46	20.00	4.31	5.00	9002060004600
0.0197		0.50	22.00	5.25	6.00	9002060005000
0.0201	#76	0.51	22.00	5.24	6.00	9002060005100
0.0209	#75	0.53	22.00	5.21	6.00	9002060005300
0.0217		0.55	24.00	6.18	7.00	9002060005500
0.0224	#74	0.57	24.00	6.15	7.00	9002060005700
0.0236		0.60	24.00	6.10	7.00	9002060006000
0.0244		0.62	26.00	7.07	8.00	9002060006200
0.0256		0.65	26.00	7.03	8.00	9002060006500
0.0260	#71	0.66	26.00	7.01	8.00	9002060006600
0.0276		0.70	28.00	7.95	9.00	9002060007000
0.0283		0.72	28.00	7.92	9.00	9002060007200
0.0287		0.73	28.00	7.91	9.00	9002060007300
0.0291	#69	0.74	28.00	7.89	9.00	9002060007400
0.0295		0.75	28.00	7.88	9.00	9002060007500
0.0299		0.76	30.00	8.86	10.00	9002060007600
0.0303		0.77	30.00	8.85	10.00	9002060007700
0.0311	1/32 #68	0.79	30.00	8.82	10.00	9002060007900
0.0315		0.80	30.00	8.80	10.00	9002060008000
0.0319	#67	0.81	30.00	8.79	10.00	9002060008100
0.0327		0.83	30.00	8.76	10.00	9002060008300
0.0331	#66	0.84	30.00	8.74	10.00	9002060008400
0.0335		0.85	30.00	8.73	10.00	9002060008500
0.0339		0.86	32.00	9.71	11.00	9002060008600
0.0343		0.87	32.00	9.70	11.00	9002060008700
0.0346		0.88	32.00	9.68	11.00	9002060008800
0.0350	#65	0.89	32.00	9.67	11.00	9002060008900
0.0354		0.90	32.00	9.65	11.00	9002060009000
0.0358	#64	0.91	32.00	9.64	11.00	9002060009100
0.0366		0.93	32.00	9.61	11.00	9002060009300
0.0374		0.95	32.00	9.58	11.00	9002060009500
0.0378		0.96	34.00	10.56	12.00	9002060009600
0.0382	#62	0.97	34.00	10.55	12.00	9002060009700
0.0390	#61	0.99	34.00	10.52	12.00	9002060009900
0.0394		1.00	34.00	10.50	12.00	9002060010000

Diameter (d_1) inch	wire/ltr	mm	l_1 mm	t_{max} mm	l_2 mm	EDP #
0.0402	#60	1.02	34.00	10.47	12.00	9002060010200
0.0409	#59	1.04	34.00	10.44	12.00	9002060010400
0.0413		1.05	34.00	10.43	12.00	9002060010500
0.0433		1.10	36.00	12.35	14.00	9002060011000
0.0453		1.15	36.00	12.28	14.00	9002060011500
0.0465	#56	1.18	36.00	12.23	14.00	9002060011800
0.0469	3/64	1.19	38.00	14.22	16.00	9002060011900
0.0472		1.20	38.00	14.20	16.00	9002060012000
0.0480		1.22	38.00	14.17	16.00	9002060012200
0.0492		1.25	38.00	14.13	16.00	9002060012500
0.0500		1.27	38.00	14.10	16.00	9002060012700
0.0504		1.28	38.00	14.08	16.00	9002060012800
0.0512		1.30	38.00	14.05	16.00	9002060013000
0.0520	#55	1.32	38.00	14.02	16.00	9002060013200
0.0524		1.33	40.00	16.01	18.00	9002060013300
0.0531		1.35	40.00	15.98	18.00	9002060013500
0.0539		1.37	40.00	15.95	18.00	9002060013700
0.0551	#54	1.40	40.00	15.90	18.00	9002060014000
0.0563		1.43	40.00	15.86	18.00	9002060014300
0.0567		1.44	40.00	15.84	18.00	9002060014400
0.0571		1.45	40.00	15.83	18.00	9002060014500
0.0579		1.47	40.00	15.80	18.00	9002060014700
0.0591		1.50	40.00	15.75	18.00	9002060015000
0.0602		1.53	43.00	17.71	20.00	9002060015300
0.0606		1.54	43.00	17.69	20.00	9002060015400
0.0610		1.55	43.00	17.68	20.00	9002060015500
0.0626	1/16	1.59	43.00	17.62	20.00	9002060015900
0.0630		1.60	43.00	17.60	20.00	9002060016000
0.0638		1.62	43.00	17.57	20.00	9002060016200
0.0650		1.65	43.00	17.53	20.00	9002060016500
0.0657		1.67	43.00	17.50	20.00	9002060016700
0.0669	#51	1.70	43.00	17.45	20.00	9002060017000
0.0677		1.72	46.00	19.42	22.00	9002060017200
0.0681		1.73	46.00	19.41	22.00	9002060017300
0.0689		1.75	46.00	19.38	22.00	9002060017500
0.0701	#50	1.78	46.00	19.33	22.00	9002060017800
0.0709		1.80	46.00	19.30	22.00	9002060018000
0.0728	#49	1.85	46.00	19.23	22.00	9002060018500
0.0748		1.90	46.00	19.15	22.00	9002060019000
0.0756		1.92	49.00	21.12	24.00	9002060019200
0.0768		1.95	49.00	21.08	24.00	9002060019500
0.0780	5/64	1.98	49.00	21.03	24.00	9002060019800
0.0787		2.00	49.00	21.00	24.00	9002060020000
0.0795		2.02	49.00	20.97	24.00	9002060020200

Jobber length drills

Series no. 206

Diameter (d_1) inch	wire/ltr	mm	l_1 mm	t_{max} mm	l_2 mm	EDP #
0.0807		2.05	49.00	20.93	24.00	9002060020500
0.0811	#46	2.06	49.00	20.91	24.00	9002060020600
0.0815		2.07	49.00	20.90	24.00	9002060020700
0.0827		2.10	49.00	20.85	24.00	9002060021000
0.0846		2.15	53.00	23.78	27.00	9002060021500
0.0858	#44	2.18	53.00	23.73	27.00	9002060021800
0.0866		2.20	53.00	23.70	27.00	9002060022000
0.0886		2.25	53.00	23.63	27.00	9002060022500
0.0894		2.27	53.00	23.60	27.00	9002060022700
0.0906		2.30	53.00	23.55	27.00	9002060023000
0.0925		2.35	53.00	23.48	27.00	9002060023500
0.0937	3/32	2.38	57.00	26.43	30.00	9002060023800
0.0945		2.40	57.00	26.40	30.00	9002060024000
0.0965		2.45	57.00	26.33	30.00	9002060024500
0.0972		2.47	57.00	26.30	30.00	9002060024700
0.0984		2.50	57.00	26.25	30.00	9002060025000
0.0996	#39	2.53	57.00	26.21	30.00	9002060025300
0.1004		2.55	57.00	26.18	30.00	9002060025500
0.1012		2.57	57.00	26.15	30.00	9002060025700
0.1024		2.60	57.00	26.10	30.00	9002060026000
0.1035		2.63	57.00	26.06	30.00	9002060026300
0.1039	#37	2.64	57.00	26.04	30.00	9002060026400
0.1043		2.65	57.00	26.03	30.00	9002060026500
0.1063		2.70	61.00	28.95	33.00	9002060027000
0.1067	#36	2.71	61.00	28.94	33.00	9002060027100
0.1083		2.75	61.00	28.88	33.00	9002060027500
0.1094	7/64	2.78	61.00	28.83	33.00	9002060027800
0.1102		2.80	61.00	28.80	33.00	9002060028000
0.1110	#34	2.82	61.00	28.77	33.00	9002060028200
0.1122		2.85	61.00	28.73	33.00	9002060028500
0.1142		2.90	61.00	28.65	33.00	9002060029000
0.1150		2.92	61.00	28.62	33.00	9002060029200
0.1161	#32	2.95	61.00	28.58	33.00	9002060029500
0.1181		3.00	61.00	28.50	33.00	9002060030000
0.1201	#31	3.05	65.00	31.43	36.00	9002060030500
0.1220		3.10	65.00	31.35	36.00	9002060031000
0.1240		3.15	65.00	31.28	36.00	9002060031500
0.1248	1/8	3.17	65.00	31.25	36.00	9002060031700
0.1260		3.20	65.00	31.20	36.00	9002060032000
0.1268		3.22	65.00	31.17	36.00	9002060032200
0.1280		3.25	65.00	31.13	36.00	9002060032500
0.1299		3.30	65.00	31.05	36.00	9002060033000
0.1319		3.35	65.00	30.98	36.00	9002060033500
0.1339		3.40	70.00	33.90	39.00	9002060034000
0.1358	#29	3.45	70.00	33.83	39.00	9002060034500
0.1378		3.50	70.00	33.75	39.00	9002060035000
0.1398		3.55	70.00	33.68	39.00	9002060035500
0.1406	9/64 #28	3.57	70.00	33.65	39.00	9002060035700
0.1417		3.60	70.00	33.60	39.00	9002060036000
0.1437		3.65	70.00	33.53	39.00	9002060036500
0.1457		3.70	70.00	33.45	39.00	9002060037000
0.1476		3.75	70.00	33.38	39.00	9002060037500
0.1496	#25	3.80	75.00	37.30	43.00	9002060038000
0.1508		3.83	75.00	37.26	43.00	9002060038300
0.1516		3.85	75.00	37.23	43.00	9002060038500
0.1524		3.87	75.00	37.20	43.00	9002060038700
0.1535		3.90	75.00	37.15	43.00	9002060039000
0.1539	#23	3.91	75.00	37.14	43.00	9002060039100
0.1555		3.95	75.00	37.08	43.00	9002060039500
0.1563	5/32	3.97	75.00	37.05	43.00	9002060039700
0.1575		4.00	75.00	37.00	43.00	9002060040000
0.1583		4.02	75.00	36.97	43.00	9002060040200
0.1591	#21	4.04	75.00	36.94	43.00	9002060040400
0.1594		4.05	75.00	36.93	43.00	9002060040500
0.1614		4.10	75.00	36.85	43.00	9002060041000

Diameter (d_1) inch	wire/ltr	mm	l_1 mm	t_{max} mm	l_2 mm	EDP #
0.1634		4.15	75.00	36.78	43.00	9002060041500
0.1654		4.20	75.00	36.70	43.00	9002060042000
0.1661	#19	4.22	75.00	36.67	43.00	9002060042200
0.1673		4.25	75.00	36.63	43.00	9002060042500
0.1693	#18	4.30	80.00	40.55	47.00	9002060043000
0.1720	11/64	4.37	80.00	40.45	47.00	9002060043700
0.1732		4.40	80.00	40.40	47.00	9002060044000
0.1752		4.45	80.00	40.33	47.00	9002060044500
0.1772	#16	4.50	80.00	40.25	47.00	9002060045000
0.1811		4.60	80.00	40.10	47.00	9002060046000
0.1831		4.65	80.00	40.03	47.00	9002060046500
0.1850	#13	4.70	80.00	39.95	47.00	9002060047000
0.1870		4.75	80.00	39.88	47.00	9002060047500
0.1874	3/16	4.76	86.00	44.86	52.00	9002060047600
0.1890	#12	4.80	86.00	44.80	52.00	9002060048000
0.1909	#11	4.85	86.00	44.73	52.00	9002060048500
0.1929		4.90	86.00	44.65	52.00	9002060049000
0.1949		4.95	86.00	44.58	52.00	9002060049500
0.1969		5.00	86.00	44.50	52.00	9002060050000
0.1988		5.05	86.00	44.43	52.00	9002060050500
0.2008		5.10	86.00	44.35	52.00	9002060051000
0.2031	13/64	5.16	86.00	44.26	52.00	9002060051600
0.2047		5.20	86.00	44.20	52.00	9002060052000
0.2067		5.25	86.00	44.13	52.00	9002060052500
0.2087		5.30	86.00	44.05	52.00	9002060053000
0.2091	#4	5.31	93.00	49.04	57.00	9002060053100
0.2126		5.40	93.00	48.90	57.00	9002060054000
0.2165		5.50	93.00	48.75	57.00	9002060055000
0.2189	7/32	5.56	93.00	48.66	57.00	9002060055600
0.2205		5.60	93.00	48.60	57.00	9002060056000
0.2244		5.70	93.00	48.45	57.00	9002060057000
0.2264		5.75	93.00	48.38	57.00	9002060057500
0.2283		5.80	93.00	48.30	57.00	9002060058000
0.2323		5.90	93.00	48.15	57.00	9002060059000
0.2343	15/64	5.95	93.00	48.08	57.00	9002060059500
0.2362		6.00	93.00	48.00	57.00	9002060060000
0.2382		6.05	101.00	53.93	63.00	9002060060500
0.2402		6.10	101.00	53.85	63.00	9002060061000
0.2421	C	6.15	101.00	53.78	63.00	9002060061500
0.2441		6.20	101.00	53.70	63.00	9002060062000
0.2461	D	6.25	101.00	53.63	63.00	9002060062500
0.2480		6.30	101.00	53.55	63.00	9002060063000
0.2500	1/4 E	6.35	101.00	53.48	63.00	9002060063500
0.2520		6.40	101.00	53.40	63.00	9002060064000
0.2539		6.45	101.00	53.33	63.00	9002060064500
0.2559		6.50	101.00	53.25	63.00	9002060065000
0.2571		6.53	101.00	53.21	63.00	9002060065300
0.2579		6.55	101.00	53.18	63.00	9002060065500
0.2598		6.60	101.00	53.10	63.00	9002060066000
0.2638		6.70	101.00	52.95	63.00	9002060067000
0.2657	17/64 H	6.75	109.00	58.88	69.00	9002060067500
0.2677		6.80	109.00	58.80	69.00	9002060068000
0.2717	I	6.90	109.00	58.65	69.00	9002060069000
0.2756		7.00	109.00	58.50	69.00	9002060070000
0.2795		7.10	109.00	58.35	69.00	9002060071000
0.2811	9/32 K	7.14	109.00	58.29	69.00	9002060071400
0.2835		7.20	109.00	58.20	69.00	9002060072000
0.2854		7.25	109.00	58.13	69.00	9002060072500
0.2874		7.30	109.00	58.05	69.00	9002060073000
0.2894		7.35	109.00	57.98	69.00	9002060073500
0.2913		7.40	109.00	57.90	69.00	9002060074000
0.2953		7.50	109.00	57.75	69.00	9002060075000
0.2969	19/64	7.54	117.00	63.69	75.00	9002060075400
0.2992		7.60	117.00	63.60	75.00	9002060076000
0.3031		7.70	117.00	63.45	75.00	9002060077000

Jobber length drills

Series no. **206**

Diameter (d_1) inch	wire/ltr	mm	l_1 mm	t_{max} mm	l_2 mm	EDP #
0.3051		7.75	117.00	63.38	75.00	**9002060077500**
0.3071		7.80	117.00	63.30	75.00	**9002060078000**
0.3110		7.90	117.00	63.15	75.00	**9002060079000**
0.3126	5/16	7.94	117.00	63.09	75.00	**9002060079400**
0.3150		8.00	117.00	63.00	75.00	**9002060080000**
0.3169		8.05	117.00	62.93	75.00	**9002060080500**
0.3189		8.10	117.00	62.85	75.00	**9002060081000**
0.3228	P	8.20	117.00	62.70	75.00	**9002060082000**
0.3248		8.25	117.00	62.63	75.00	**9002060082500**
0.3268		8.30	117.00	62.55	75.00	**9002060083000**
0.3280	21/64	8.33	117.00	62.51	75.00	**9002060083300**
0.3307		8.40	117.00	62.40	75.00	**9002060084000**
0.3319	Q	8.43	117.00	62.36	75.00	**9002060084300**
0.3346		8.50	117.00	62.25	75.00	**9002060085000**
0.3386		8.60	125.00	68.10	81.00	**9002060086000**
0.3425		8.70	125.00	67.95	81.00	**9002060087000**
0.3437	11/32	8.73	125.00	67.91	81.00	**9002060087300**
0.3465		8.80	125.00	67.80	81.00	**9002060088000**
0.3504		8.90	125.00	67.65	81.00	**9002060089000**
0.3543		9.00	125.00	67.50	81.00	**9002060090000**
0.3583		9.10	125.00	67.35	81.00	**9002060091000**
0.3594	23/64	9.13	125.00	67.31	81.00	**9002060091300**
0.3622		9.20	125.00	67.20	81.00	**9002060092000**
0.3642		9.25	125.00	67.13	81.00	**9002060092500**
0.3661		9.30	125.00	67.05	81.00	**9002060093000**
0.3701		9.40	125.00	66.90	81.00	**9002060094000**
0.3740		9.50	125.00	66.75	81.00	**9002060095000**
0.3748	3/8	9.52	133.00	72.72	87.00	**9002060095200**
0.3780		9.60	133.00	72.60	87.00	**9002060096000**
0.3819		9.70	133.00	72.45	87.00	**9002060097000**
0.3839		9.75	133.00	72.38	87.00	**9002060097500**
0.3858	W	9.80	133.00	72.30	87.00	**9002060098000**
0.3898		9.90	133.00	72.15	87.00	**9002060099000**
0.3906	25/64	9.92	133.00	72.12	87.00	**9002060099200**
0.3937		10.00	133.00	72.00	87.00	**9002060100000**
0.3976		10.10	133.00	71.85	87.00	**9002060101000**
0.4016		10.20	133.00	71.70	87.00	**9002060102000**
0.4035		10.25	133.00	71.63	87.00	**9002060102500**

Diameter (d_1) inch	wire/ltr	mm	l_1 mm	t_{max} mm	l_2 mm	EDP #
0.4055		10.30	133.00	71.55	87.00	**9002060103000**
0.4063	13/32	10.32	133.00	71.52	87.00	**9002060103200**
0.4134		10.50	133.00	71.25	87.00	**9002060105000**
0.4173		10.60	133.00	71.10	87.00	**9002060106000**
0.4220	27/64	10.72	142.00	77.92	94.00	**9002060107200**
0.4252		10.80	142.00	77.80	94.00	**9002060108000**
0.4291		10.90	142.00	77.65	94.00	**9002060109000**
0.4331		11.00	142.00	77.50	94.00	**9002060110000**
0.4370		11.10	142.00	77.35	94.00	**9002060111000**
0.4374	7/16	11.11	142.00	77.34	94.00	**9002060111100**
0.4409		11.20	142.00	77.20	94.00	**9002060112000**
0.4449		11.30	142.00	77.05	94.00	**9002060113000**
0.4488		11.40	142.00	76.90	94.00	**9002060114000**
0.4528		11.50	142.00	76.75	94.00	**9002060115000**
0.4531	29/64	11.51	142.00	76.74	94.00	**9002060115100**
0.4567		11.60	142.00	76.60	94.00	**9002060116000**
0.4606		11.70	142.00	76.45	94.00	**9002060117000**
0.4646		11.80	142.00	76.30	94.00	**9002060118000**
0.4685		11.90	151.00	83.15	101.00	**9002060119000**
0.4689	15/32	11.91	151.00	83.14	101.00	**9002060119100**
0.4724		12.00	151.00	83.00	101.00	**9002060120000**
0.4764		12.10	151.00	82.85	101.00	**9002060121000**
0.4803		12.20	151.00	82.70	101.00	**9002060122000**
0.4843	31/64	12.30	151.00	82.55	101.00	**9002060123000**
0.4921		12.50	151.00	82.25	101.00	**9002060125000**
0.5000	1/2	12.70	151.00	81.95	101.00	**9002060127000**
0.5039		12.80	151.00	81.80	101.00	**9002060128000**
0.5118		13.00	151.00	81.50	101.00	**9002060130000**
0.5197		13.20	151.00	81.20	101.00	**9002060132000**
0.5315		13.50	160.00	87.75	108.00	**9002060135000**
0.5512		14.00	160.00	87.00	108.00	**9002060140000**
0.5709		14.50	169.00	92.25	114.00	**9002060145000**
0.5906		15.00	169.00	91.50	114.00	**9002060150000**
0.6299		16.00	178.00	96.00	120.00	**9002060160000**
0.6693		17.00	184.00	99.50	125.00	**9002060170000**
0.7087		18.00	191.00	103.00	130.00	**9002060180000**
0.7480		19.00	198.00	106.50	135.00	**9002060190000**
0.7874		20.00	205.00	110.00	140.00	**9002060200000**

Jobber length drills

Series no. **207**

~5xD	DIN 338	W	130°	h8		R	Cyl
Cutting depth	Standard	Type	Point angle	Tolerance on Ø	Web Thinning	Cutting direction	Shank form

Tool material: **HSS**

Surface: ◯

P	Steel	
M	Stainless steel	
K	Cast iron	
N	Aluminum	●
S	Titanium alloys	
H	Hardened steel	

●=Optimal
○=Limited

web thinning ≥ Ø 14.500 • relieved cone

soft, long chipping materials • aluminum, Al-alloys (long-chipping) • zinc, refined copper, silumin, Elektron • soft plastics • wood

$t_{max} = l_2\text{-}1.5 \times d_1$

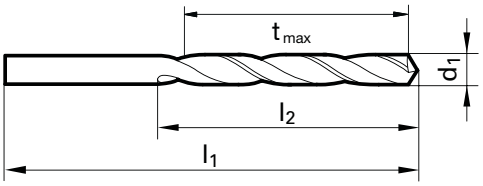

Speeds and feeds information on pg. 497

Shank diameter = cut diameter

Diameter (d_1) inch	wire/ltr	mm	l_1 mm	t_{max} mm	l_2 mm	EDP #
0.0079	#92	0.20	19.00	2.20	2.50	9002070002000
0.0118		0.30	19.00	2.55	3.00	9002070003000
0.0138		0.35	19.00	3.48	4.00	9002070003500
0.0157	1/64	0.40	20.00	4.40	5.00	9002070004000
0.0177		0.45	20.00	4.33	5.00	9002070004500
0.0181	#77	0.46	20.00	4.31	5.00	9002070004600
0.0197		0.50	22.00	5.25	6.00	9002070005000
0.0201	#76	0.51	22.00	5.24	6.00	9002070005100
0.0217		0.55	24.00	6.18	7.00	9002070005500
0.0224	#74	0.57	24.00	6.15	7.00	9002070005700
0.0236		0.60	24.00	6.10	7.00	9002070006000
0.0240	#73	0.61	26.00	7.09	8.00	9002070006100
0.0244		0.62	26.00	7.07	8.00	9002070006200
0.0252	#72	0.64	26.00	7.04	8.00	9002070006400
0.0256		0.65	26.00	7.03	8.00	9002070006500
0.0260	#71	0.66	26.00	7.01	8.00	9002070006600
0.0276		0.70	28.00	7.95	9.00	9002070007000
0.0295		0.75	28.00	7.88	9.00	9002070007500
0.0307		0.78	30.00	8.83	10.00	9002070007800
0.0311	1/32 #68	0.79	30.00	8.82	10.00	9002070007900
0.0315		0.80	30.00	8.80	10.00	9002070008000
0.0319	#67	0.81	30.00	8.79	10.00	9002070008100
0.0331	#66	0.84	30.00	8.74	10.00	9002070008400
0.0335		0.85	30.00	8.73	10.00	9002070008500
0.0339		0.86	32.00	9.71	11.00	9002070008600
0.0343		0.87	32.00	9.70	11.00	9002070008700
0.0354		0.90	32.00	9.65	11.00	9002070009000
0.0374		0.95	32.00	9.58	11.00	9002070009500
0.0382	#62	0.97	34.00	10.55	12.00	9002070009700
0.0386		0.98	34.00	10.53	12.00	9002070009800
0.0390	#61	0.99	34.00	10.52	12.00	9002070009900
0.0394		1.00	34.00	10.50	12.00	9002070010000
0.0398		1.01	34.00	10.49	12.00	9002070010100
0.0402	#60	1.02	34.00	10.47	12.00	9002070010200
0.0413		1.05	34.00	10.43	12.00	9002070010500
0.0421	#58	1.07	36.00	12.40	14.00	9002070010700
0.0425		1.08	36.00	12.38	14.00	9002070010800
0.0433		1.10	36.00	12.35	14.00	9002070011000
0.0441		1.12	36.00	12.32	14.00	9002070011200
0.0453		1.15	36.00	12.28	14.00	9002070011500
0.0465	#56	1.18	36.00	12.23	14.00	9002070011800
0.0469	3/64	1.19	38.00	14.22	16.00	9002070011900
0.0472		1.20	38.00	14.20	16.00	9002070012000
0.0480		1.22	38.00	14.17	16.00	9002070012200
0.0492		1.25	38.00	14.13	16.00	9002070012500

Diameter (d_1) inch	wire/ltr	mm	l_1 mm	t_{max} mm	l_2 mm	EDP #
0.0500		1.27	38.00	14.10	16.00	9002070012700
0.0512		1.30	38.00	14.05	16.00	9002070013000
0.0516		1.31	38.00	14.04	16.00	9002070013100
0.0524		1.33	40.00	16.01	18.00	9002070013300
0.0531		1.35	40.00	15.98	18.00	9002070013500
0.0543		1.38	40.00	15.93	18.00	9002070013800
0.0551	#54	1.40	40.00	15.90	18.00	9002070014000
0.0559		1.42	40.00	15.87	18.00	9002070014200
0.0563		1.43	40.00	15.86	18.00	9002070014300
0.0571		1.45	40.00	15.83	18.00	9002070014500
0.0579		1.47	40.00	15.80	18.00	9002070014700
0.0591		1.50	40.00	15.75	18.00	9002070015000
0.0594	#53	1.51	43.00	17.74	20.00	9002070015100
0.0610		1.55	43.00	17.68	20.00	9002070015500
0.0622		1.58	43.00	17.63	20.00	9002070015800
0.0626	1/16	1.59	43.00	17.62	20.00	9002070015900
0.0630		1.60	43.00	17.60	20.00	9002070016000
0.0634	#52	1.61	43.00	17.59	20.00	9002070016100
0.0650		1.65	43.00	17.53	20.00	9002070016500
0.0669	#51	1.70	43.00	17.45	20.00	9002070017000
0.0689		1.75	46.00	19.38	22.00	9002070017500
0.0693		1.76	46.00	19.36	22.00	9002070017600
0.0697		1.77	46.00	19.35	22.00	9002070017700
0.0701	#50	1.78	46.00	19.33	22.00	9002070017800
0.0709		1.80	46.00	19.30	22.00	9002070018000
0.0728	#49	1.85	46.00	19.23	22.00	9002070018500
0.0748		1.90	46.00	19.15	22.00	9002070019000
0.0760	#48	1.93	49.00	21.11	24.00	9002070019300
0.0768		1.95	49.00	21.08	24.00	9002070019500
0.0780	5/64	1.98	49.00	21.03	24.00	9002070019800
0.0787		2.00	49.00	21.00	24.00	9002070020000
0.0795		2.02	49.00	20.97	24.00	9002070020200
0.0807		2.05	49.00	20.93	24.00	9002070020500
0.0811	#46	2.06	49.00	20.91	24.00	9002070020600
0.0819	#45	2.08	49.00	20.88	24.00	9002070020800
0.0827		2.10	49.00	20.85	24.00	9002070021000
0.0846		2.15	53.00	23.78	27.00	9002070021500
0.0866		2.20	53.00	23.70	27.00	9002070022000
0.0874		2.22	53.00	23.67	27.00	9002070022200
0.0886		2.25	53.00	23.63	27.00	9002070022500
0.0906		2.30	53.00	23.55	27.00	9002070023000
0.0913		2.32	53.00	23.52	27.00	9002070023200
0.0925		2.35	53.00	23.48	27.00	9002070023500
0.0937	3/32	2.38	57.00	26.43	30.00	9002070023800
0.0945		2.40	57.00	26.40	30.00	9002070024000

Jobber length drills

Series no. 207

Diameter (d_1) inch	wire/ltr	mm	l_1 mm	t_{max} mm	l_2 mm	EDP #
0.0965		2.45	57.00	26.33	30.00	9002070024500
0.0980	#40	2.49	57.00	26.27	30.00	9002070024900
0.0984		2.50	57.00	26.25	30.00	9002070025000
0.0996	#39	2.53	57.00	26.21	30.00	9002070025300
0.1004		2.55	57.00	26.18	30.00	9002070025500
0.1016	#38	2.58	57.00	26.13	30.00	9002070025800
0.1024		2.60	57.00	26.10	30.00	9002070026000
0.1043		2.65	57.00	26.03	30.00	9002070026500
0.1063		2.70	61.00	28.95	33.00	9002070027000
0.1071		2.72	61.00	28.92	33.00	9002070027200
0.1075		2.73	61.00	28.91	33.00	9002070027300
0.1083		2.75	61.00	28.88	33.00	9002070027500
0.1094	7/64	2.78	61.00	28.83	33.00	9002070027800
0.1102		2.80	61.00	28.80	33.00	9002070028000
0.1110	#34	2.82	61.00	28.77	33.00	9002070028200
0.1122		2.85	61.00	28.73	33.00	9002070028500
0.1142		2.90	61.00	28.65	33.00	9002070029000
0.1161	#32	2.95	61.00	28.58	33.00	9002070029500
0.1181		3.00	61.00	28.50	33.00	9002070030000
0.1193		3.03	65.00	31.46	36.00	9002070030300
0.1201	#31	3.05	65.00	31.43	36.00	9002070030500
0.1205		3.06	65.00	31.41	36.00	9002070030600
0.1220		3.10	65.00	31.35	36.00	9002070031000
0.1240		3.15	65.00	31.28	36.00	9002070031500
0.1248	1/8	3.17	65.00	31.25	36.00	9002070031700
0.1260		3.20	65.00	31.20	36.00	9002070032000
0.1280		3.25	65.00	31.13	36.00	9002070032500
0.1283	#30	3.26	65.00	31.11	36.00	9002070032600
0.1299		3.30	65.00	31.05	36.00	9002070033000
0.1319		3.35	65.00	30.98	36.00	9002070033500
0.1339		3.40	70.00	33.90	39.00	9002070034000
0.1358	#29	3.45	70.00	33.83	39.00	9002070034500
0.1378		3.50	70.00	33.75	39.00	9002070035000
0.1390		3.53	70.00	33.71	39.00	9002070035300
0.1398		3.55	70.00	33.68	39.00	9002070035500
0.1406	9/64 #28	3.57	70.00	33.65	39.00	9002070035700
0.1417		3.60	70.00	33.60	39.00	9002070036000
0.1437		3.65	70.00	33.53	39.00	9002070036500
0.1457		3.70	70.00	33.45	39.00	9002070037000
0.1469	#26	3.73	70.00	33.41	39.00	9002070037300
0.1476		3.75	70.00	33.38	39.00	9002070037500
0.1496	#25	3.80	75.00	37.30	43.00	9002070038000
0.1516		3.85	75.00	37.23	43.00	9002070038500
0.1535		3.90	75.00	37.15	43.00	9002070039000
0.1555		3.95	75.00	37.08	43.00	9002070039500
0.1563	5/32	3.97	75.00	37.05	43.00	9002070039700
0.1575		4.00	75.00	37.00	43.00	9002070040000
0.1591	#21	4.04	75.00	36.94	43.00	9002070040400
0.1594		4.05	75.00	36.93	43.00	9002070040500
0.1614		4.10	75.00	36.85	43.00	9002070041000
0.1634		4.15	75.00	36.78	43.00	9002070041500
0.1654		4.20	75.00	36.70	43.00	9002070042000
0.1661	#19	4.22	75.00	36.67	43.00	9002070042200
0.1673		4.25	75.00	36.63	43.00	9002070042500
0.1693	#18	4.30	80.00	40.55	47.00	9002070043000
0.1713		4.35	80.00	40.48	47.00	9002070043500
0.1732		4.40	80.00	40.40	47.00	9002070044000
0.1772	#16	4.50	80.00	40.25	47.00	9002070045000
0.1811		4.60	80.00	40.10	47.00	9002070046000
0.1831		4.65	80.00	40.03	47.00	9002070046500
0.1850	#13	4.70	80.00	39.95	47.00	9002070047000
0.1870		4.75	80.00	39.88	47.00	9002070047500
0.1874	3/16	4.76	86.00	44.86	52.00	9002070047600
0.1890	#12	4.80	86.00	44.80	52.00	9002070048000
0.1909	#11	4.85	86.00	44.73	52.00	9002070048500
0.1929		4.90	86.00	44.65	52.00	9002070049000

Diameter (d_1) inch	wire/ltr	mm	l_1 mm	t_{max} mm	l_2 mm	EDP #
0.1949		4.95	86.00	44.58	52.00	9002070049500
0.1969		5.00	86.00	44.50	52.00	9002070050000
0.1988		5.05	86.00	44.43	52.00	9002070050500
0.2008		5.10	86.00	44.35	52.00	9002070051000
0.2031	13/64	5.16	86.00	44.26	52.00	9002070051600
0.2047		5.20	86.00	44.20	52.00	9002070052000
0.2067		5.25	86.00	44.13	52.00	9002070052500
0.2087		5.30	86.00	44.05	52.00	9002070053000
0.2126		5.40	93.00	48.90	57.00	9002070054000
0.2146		5.45	93.00	48.83	57.00	9002070054500
0.2165		5.50	93.00	48.75	57.00	9002070055000
0.2189	7/32	5.56	93.00	48.66	57.00	9002070055600
0.2205		5.60	93.00	48.60	57.00	9002070056000
0.2244		5.70	93.00	48.45	57.00	9002070057000
0.2264		5.75	93.00	48.38	57.00	9002070057500
0.2283		5.80	93.00	48.30	57.00	9002070058000
0.2303		5.85	93.00	48.23	57.00	9002070058500
0.2323		5.90	93.00	48.15	57.00	9002070059000
0.2343	15/64	5.95	93.00	48.08	57.00	9002070059500
0.2362		6.00	93.00	48.00	57.00	9002070060000
0.2402		6.10	101.00	53.85	63.00	9002070061000
0.2421	C	6.15	101.00	53.78	63.00	9002070061500
0.2441		6.20	101.00	53.70	63.00	9002070062000
0.2461	D	6.25	101.00	53.63	63.00	9002070062500
0.2480		6.30	101.00	53.55	63.00	9002070063000
0.2500	1/4 E	6.35	101.00	53.48	63.00	9002070063500
0.2520		6.40	101.00	53.40	63.00	9002070064000
0.2559		6.50	101.00	53.25	63.00	9002070065000
0.2571		6.53	101.00	53.21	63.00	9002070065300
0.2598		6.60	101.00	53.10	63.00	9002070066000
0.2618		6.65	101.00	53.03	63.00	9002070066500
0.2638		6.70	101.00	52.95	63.00	9002070067000
0.2657	17/64 H	6.75	109.00	58.88	69.00	9002070067500
0.2677		6.80	109.00	58.80	69.00	9002070068000
0.2697		6.85	109.00	58.73	69.00	9002070068500
0.2717	I	6.90	109.00	58.65	69.00	9002070069000
0.2736		6.95	109.00	58.58	69.00	9002070069500
0.2756		7.00	109.00	58.50	69.00	9002070070000
0.2776		7.05	109.00	58.43	69.00	9002070070500
0.2795		7.10	109.00	58.35	69.00	9002070071000
0.2811	9/32 K	7.14	109.00	58.29	69.00	9002070071400
0.2835		7.20	109.00	58.20	69.00	9002070072000
0.2854		7.25	109.00	58.13	69.00	9002070072500
0.2874		7.30	109.00	58.05	69.00	9002070073000
0.2913		7.40	109.00	57.90	69.00	9002070074000
0.2953		7.50	109.00	57.75	69.00	9002070075000
0.2969	19/64	7.54	117.00	63.69	75.00	9002070075400
0.2992		7.60	117.00	63.60	75.00	9002070076000
0.3031		7.70	117.00	63.45	75.00	9002070077000
0.3051		7.75	117.00	63.38	75.00	9002070077500
0.3071		7.80	117.00	63.30	75.00	9002070078000
0.3110		7.90	117.00	63.15	75.00	9002070079000
0.3125	5/16	7.94	117.00	63.09	75.00	9002070079400
0.3150		8.00	117.00	63.00	75.00	9002070080000
0.3161	O	8.03	117.00	62.96	75.00	9002070080300
0.3189		8.10	117.00	62.85	75.00	9002070081000
0.3209		8.15	117.00	62.78	75.00	9002070081500
0.3228	P	8.20	117.00	62.70	75.00	9002070082000
0.3248		8.25	117.00	62.63	75.00	9002070082500
0.3268		8.30	117.00	62.55	75.00	9002070083000
0.3307		8.40	117.00	62.40	75.00	9002070084000
0.3346		8.50	117.00	62.25	75.00	9002070085000
0.3386		8.60	125.00	68.10	81.00	9002070086000
0.3425		8.70	125.00	67.95	81.00	9002070087000
0.3437	11/32	8.73	125.00	67.91	81.00	9002070087300
0.3445		8.75	125.00	67.88	81.00	9002070087500

Jobber length drills

Series no. **207**

Diameter (d_1) inch	wire/ltr	mm	l_1 mm	t_{max} mm	l_2 mm	EDP #
0.3465		8.80	125.00	67.80	81.00	**9002070088000**
0.3480	S	8.84	125.00	67.74	81.00	**9002070088400**
0.3504		8.90	125.00	67.65	81.00	**9002070089000**
0.3543		9.00	125.00	67.50	81.00	**9002070090000**
0.3579	T	9.09	125.00	67.37	81.00	**9002070090900**
0.3583		9.10	125.00	67.35	81.00	**9002070091000**
0.3594	23/64	9.13	125.00	67.31	81.00	**9002070091300**
0.3622		9.20	125.00	67.20	81.00	**9002070092000**
0.3661		9.30	125.00	67.05	81.00	**9002070093000**
0.3677	U	9.34	125.00	66.99	81.00	**9002070093400**
0.3701		9.40	125.00	66.90	81.00	**9002070094000**
0.3740		9.50	125.00	66.75	81.00	**9002070095000**
0.3750	3/8	9.52	133.00	72.72	87.00	**9002070095200**
0.3780		9.60	133.00	72.60	87.00	**9002070096000**
0.3819		9.70	133.00	72.45	87.00	**9002070097000**
0.3858	W	9.80	133.00	72.30	87.00	**9002070098000**
0.3898		9.90	133.00	72.15	87.00	**9002070099000**
0.3906	25/64	9.92	133.00	72.12	87.00	**9002070099200**
0.3937		10.00	133.00	72.00	87.00	**9002070100000**
0.3969	X	10.08	133.00	71.88	87.00	**9002070100800**
0.3976		10.10	133.00	71.85	87.00	**9002070101000**
0.4016		10.20	133.00	71.70	87.00	**9002070102000**
0.4035		10.25	133.00	71.63	87.00	**9002070102500**
0.4039	Y	10.26	133.00	71.61	87.00	**9002070102600**
0.4055		10.30	133.00	71.55	87.00	**9002070103000**
0.4063	13/32	10.32	133.00	71.52	87.00	**9002070103200**
0.4094		10.40	133.00	71.40	87.00	**9002070104000**
0.4134		10.50	133.00	71.25	87.00	**9002070105000**
0.4173		10.60	133.00	71.10	87.00	**9002070106000**
0.4213		10.70	142.00	77.95	94.00	**9002070107000**
0.4232		10.75	142.00	77.88	94.00	**9002070107500**
0.4252		10.80	142.00	77.80	94.00	**9002070108000**
0.4291		10.90	142.00	77.65	94.00	**9002070109000**
0.4331		11.00	142.00	77.50	94.00	**9002070110000**
0.4370		11.10	142.00	77.35	94.00	**9002070111000**
0.4374	7/16	11.11	142.00	77.34	94.00	**9002070111100**
0.4409		11.20	142.00	77.20	94.00	**9002070112000**

Diameter (d_1) inch	wire/ltr	mm	l_1 mm	t_{max} mm	l_2 mm	EDP #
0.4429		11.25	142.00	77.13	94.00	**9002070112500**
0.4449		11.30	142.00	77.05	94.00	**9002070113000**
0.4488		11.40	142.00	76.90	94.00	**9002070114000**
0.4528		11.50	142.00	76.75	94.00	**9002070115000**
0.4531	29/64	11.51	142.00	76.74	94.00	**9002070115100**
0.4567		11.60	142.00	76.60	94.00	**9002070116000**
0.4606		11.70	142.00	76.45	94.00	**9002070117000**
0.4626		11.75	142.00	76.38	94.00	**9002070117500**
0.4646		11.80	142.00	76.30	94.00	**9002070118000**
0.4685		11.90	151.00	83.15	101.00	**9002070119000**
0.4724		12.00	151.00	83.00	101.00	**9002070120000**
0.4764		12.10	151.00	82.85	101.00	**9002070121000**
0.4843	31/64	12.30	151.00	82.55	101.00	**9002070123000**
0.4921		12.50	151.00	82.25	101.00	**9002070125000**
0.4961		12.60	151.00	82.10	101.00	**9002070126000**
0.5000	1/2	12.70	151.00	81.95	101.00	**9002070127000**
0.5039		12.80	151.00	81.80	101.00	**9002070128000**
0.5079		12.90	151.00	81.65	101.00	**9002070129000**
0.5118		13.00	151.00	81.50	101.00	**9002070130000**
0.5157	33/64	13.10	151.00	81.35	101.00	**9002070131000**
0.5197		13.20	151.00	81.20	101.00	**9002070132000**
0.5315		13.50	160.00	87.75	108.00	**9002070135000**
0.5433		13.80	160.00	87.30	108.00	**9002070138000**
0.5512		14.00	160.00	87.00	108.00	**9002070140000**
0.5709		14.50	169.00	92.25	114.00	**9002070145000**
0.5787		14.70	169.00	91.95	114.00	**9002070147000**
0.5827		14.80	169.00	91.80	114.00	**9002070148000**
0.5906		15.00	169.00	91.50	114.00	**9002070150000**
0.5984		15.20	178.00	97.20	120.00	**9002070152000**
0.6102		15.50	178.00	96.75	120.00	**9002070155000**
0.6299		16.00	178.00	96.00	120.00	**9002070160000**
0.6496		16.50	184.00	100.25	125.00	**9002070165000**
0.6693		17.00	184.00	99.50	125.00	**9002070170000**
0.7087		18.00	191.00	103.00	130.00	**9002070180000**
0.7185		18.25	198.00	107.63	135.00	**9002070182500**
0.7480		19.00	198.00	106.50	135.00	**9002070190000**
0.7874		20.00	205.00	110.00	140.00	**9002070200000**

Jobber length drills

Series no. **549**

~5xD	DIN 338	GT 100	130°	h8		Cyl	R
Cutting depth	Standard	Type	Point angle	Tolerance on Ø	Web Thinning	Shank form	Cutting direction

Tool material: **HSS**

Surface: >Ø 2.36

P	Steel	●
M	Stainless steel	
K	Cast iron	●
N	Aluminum	●
S	Titanium alloys	
H	Hardened steel	

●=Optimal
○=Limited

web thinning ≥ Ø 0.970 • relieved cone • wide flutes • especially for drilling depths > 3xD

grey cast iron • steels up to 1000 N/mm² • Not recommended for: CrNi steels, stainless steels

$t_{max} = l_2\text{-}1.5 \times d_1$

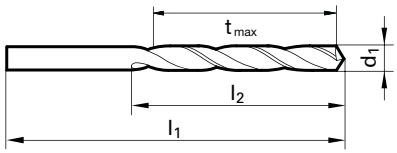

Speeds and feeds information on pg. 519

Shank diameter = cut diameter

Diameter (d_1) inch	wire/ltr	mm	l_1 mm	t_{max} mm	l_2 mm	EDP #
0.0236		0.60	24.00	6.10	7.00	**9005490006000**
0.0276		0.70	28.00	7.95	9.00	**9005490007000**
0.0280	#70	0.71	28.00	7.94	9.00	**9005490007100**
0.0311	1/32 #68	0.79	30.00	8.82	10.00	**9005490007900**
0.0315		0.80	30.00	8.80	10.00	**9005490008000**
0.0350	#65	0.89	32.00	9.67	11.00	**9005490008900**
0.0374		0.95	32.00	9.58	11.00	**9005490009500**
0.0382	#62	0.97	34.00	10.55	12.00	**9005490009700**
0.0390	#61	0.99	34.00	10.52	12.00	**9005490009900**
0.0394		1.00	34.00	10.50	12.00	**9005490010000**
0.0402	#60	1.02	34.00	10.47	12.00	**9005490010200**
0.0409	#59	1.04	34.00	10.44	12.00	**9005490010400**
0.0413		1.05	34.00	10.43	12.00	**9005490010500**
0.0421	#58	1.07	36.00	12.40	14.00	**9005490010700**
0.0429	#57	1.09	36.00	12.37	14.00	**9005490010900**
0.0433		1.10	36.00	12.35	14.00	**9005490011000**
0.0453		1.15	36.00	12.28	14.00	**9005490011500**
0.0465	#56	1.18	36.00	12.23	14.00	**9005490011800**
0.0469	3/64	1.19	38.00	14.22	16.00	**9005490011900**
0.0472		1.20	38.00	14.20	16.00	**9005490012000**
0.0480		1.22	38.00	14.17	16.00	**9005490012200**
0.0488		1.24	38.00	14.14	16.00	**9005490012400**
0.0492		1.25	38.00	14.13	16.00	**9005490012500**
0.0512		1.30	38.00	14.05	16.00	**9005490013000**
0.0520	#55	1.32	38.00	14.02	16.00	**9005490013200**
0.0531		1.35	40.00	15.98	18.00	**9005490013500**
0.0551	#54	1.40	40.00	15.90	18.00	**9005490014000**
0.0571		1.45	40.00	15.83	18.00	**9005490014500**
0.0575		1.46	40.00	15.81	18.00	**9005490014600**
0.0591		1.50	40.00	15.75	18.00	**9005490015000**
0.0594	#53	1.51	43.00	17.74	20.00	**9005490015100**
0.0610		1.55	43.00	17.68	20.00	**9005490015500**
0.0614		1.56	43.00	17.66	20.00	**9005490015600**
0.0618		1.57	43.00	17.65	20.00	**9005490015700**
0.0622		1.58	43.00	17.63	20.00	**9005490015800**
0.0626	1/16	1.59	43.00	17.62	20.00	**9005490015900**
0.0630		1.60	43.00	17.60	20.00	**9005490016000**
0.0634	#52	1.61	43.00	17.59	20.00	**9005490016100**
0.0638		1.62	43.00	17.57	20.00	**9005490016200**
0.0650		1.65	43.00	17.53	20.00	**9005490016500**
0.0654		1.66	43.00	17.51	20.00	**9005490016600**

Diameter (d_1) inch	wire/ltr	mm	l_1 mm	t_{max} mm	l_2 mm	EDP #
0.0657		1.67	43.00	17.50	20.00	**9005490016700**
0.0661		1.68	43.00	17.48	20.00	**9005490016800**
0.0665		1.69	43.00	17.47	20.00	**9005490016900**
0.0669	#51	1.70	43.00	17.45	20.00	**9005490017000**
0.0689		1.75	46.00	19.38	22.00	**9005490017500**
0.0701	#50	1.78	46.00	19.33	22.00	**9005490017800**
0.0709		1.80	46.00	19.30	22.00	**9005490018000**
0.0728	#49	1.85	46.00	19.23	22.00	**9005490018500**
0.0732		1.86	46.00	19.21	22.00	**9005490018600**
0.0748		1.90	46.00	19.15	22.00	**9005490019000**
0.0760	#48	1.93	49.00	21.11	24.00	**9005490019300**
0.0768		1.95	49.00	21.08	24.00	**9005490019500**
0.0780	5/64	1.98	49.00	21.03	24.00	**9005490019800**
0.0783	#47	1.99	49.00	21.02	24.00	**9005490019900**
0.0787		2.00	49.00	21.00	24.00	**9005490020000**
0.0795		2.02	49.00	20.97	24.00	**9005490020200**
0.0807		2.05	49.00	20.93	24.00	**9005490020500**
0.0811	#46	2.06	49.00	20.91	24.00	**9005490020600**
0.0819	#45	2.08	49.00	20.88	24.00	**9005490020800**
0.0827		2.10	49.00	20.85	24.00	**9005490021000**
0.0846		2.15	53.00	23.78	27.00	**9005490021500**
0.0858	#44	2.18	53.00	23.73	27.00	**9005490021800**
0.0866		2.20	53.00	23.70	27.00	**9005490022000**
0.0886		2.25	53.00	23.63	27.00	**9005490022500**
0.0890	#43	2.26	53.00	23.61	27.00	**9005490022600**
0.0906		2.30	53.00	23.55	27.00	**9005490023000**
0.0917		2.33	53.00	23.51	27.00	**9005490023300**
0.0925		2.35	53.00	23.48	27.00	**9005490023500**
0.0933	#42	2.37	57.00	26.45	30.00	**9005490023700**
0.0937	3/32	2.38	57.00	26.43	30.00	**9005490023800**
0.0945		2.40	57.00	26.40	30.00	**9005490024000**
0.0953		2.42	57.00	26.37	30.00	**9005490024200**
0.0961	#41	2.44	57.00	26.34	30.00	**9005490024400**
0.0965		2.45	57.00	26.33	30.00	**9005490024500**
0.0976		2.48	57.00	26.28	30.00	**9005490024800**
0.0980	#40	2.49	57.00	26.27	30.00	**9005490024900**
0.0984		2.50	57.00	26.25	30.00	**9005490025000**
0.0996	#39	2.53	57.00	26.21	30.00	**9005490025300**
0.1004		2.55	57.00	26.18	30.00	**9005490025500**
0.1016	#38	2.58	57.00	26.13	30.00	**9005490025800**
0.1024		2.60	57.00	26.10	30.00	**9005490026000**

Jobber length drills

Series no. **549**

Diameter (d_1) inch	wire/ltr	mm	l_1 mm	t_{max} mm	l_2 mm	EDP #
0.1039	#37	2.64	57.00	26.04	30.00	9005490026400
0.1043		2.65	57.00	26.03	30.00	9005490026500
0.1063		2.70	61.00	28.95	33.00	9005490027000
0.1067	#36	2.71	61.00	28.94	33.00	9005490027100
0.1083		2.75	61.00	28.88	33.00	9005490027500
0.1094	7/64	2.78	61.00	28.83	33.00	9005490027800
0.1098	#35	2.79	61.00	28.82	33.00	9005490027900
0.1102		2.80	61.00	28.80	33.00	9005490028000
0.1110	#34	2.82	61.00	28.77	33.00	9005490028200
0.1122		2.85	61.00	28.73	33.00	9005490028500
0.1130	#33	2.87	61.00	28.70	33.00	9005490028700
0.1142		2.90	61.00	28.65	33.00	9005490029000
0.1161	#32	2.95	61.00	28.58	33.00	9005490029500
0.1173		2.98	61.00	28.53	33.00	9005490029800
0.1181		3.00	61.00	28.50	33.00	9005490030000
0.1201	#31	3.05	65.00	31.43	36.00	9005490030500
0.1213		3.08	65.00	31.38	36.00	9005490030800
0.1220		3.10	65.00	31.35	36.00	9005490031000
0.1240		3.15	65.00	31.28	36.00	9005490031500
0.1248	1/8	3.17	65.00	31.25	36.00	9005490031700
0.1260		3.20	65.00	31.20	36.00	9005490032000
0.1268		3.22	65.00	31.17	36.00	9005490032200
0.1272		3.23	65.00	31.16	36.00	9005490032300
0.1280		3.25	65.00	31.13	36.00	9005490032500
0.1283	#30	3.26	65.00	31.11	36.00	9005490032600
0.1299		3.30	65.00	31.05	36.00	9005490033000
0.1319		3.35	65.00	30.98	36.00	9005490033500
0.1339		3.40	70.00	33.90	39.00	9005490034000
0.1358	#29	3.45	70.00	33.83	39.00	9005490034500
0.1378		3.50	70.00	33.75	39.00	9005490035000
0.1398		3.55	70.00	33.68	39.00	9005490035500
0.1406	9/64 #28	3.57	70.00	33.65	39.00	9005490035700
0.1409		3.58	70.00	33.63	39.00	9005490035800
0.1417		3.60	70.00	33.60	39.00	9005490036000
0.1441	#27	3.66	70.00	33.51	39.00	9005490036600
0.1449		3.68	70.00	33.48	39.00	9005490036800
0.1457		3.70	70.00	33.45	39.00	9005490037000
0.1469	#26	3.73	70.00	33.41	39.00	9005490037300
0.1476		3.75	70.00	33.38	39.00	9005490037500
0.1496	#25	3.80	75.00	37.30	43.00	9005490038000
0.1520	#24	3.86	75.00	37.21	43.00	9005490038600
0.1524		3.87	75.00	37.20	43.00	9005490038700
0.1535		3.90	75.00	37.15	43.00	9005490039000
0.1539	#23	3.91	75.00	37.14	43.00	9005490039100
0.1555		3.95	75.00	37.08	43.00	9005490039500
0.1563	5/32	3.97	75.00	37.05	43.00	9005490039700
0.1571	#22	3.99	75.00	37.02	43.00	9005490039900
0.1575		4.00	75.00	37.00	43.00	9005490040000
0.1591	#21	4.04	75.00	36.94	43.00	9005490040400
0.1610	#20	4.09	75.00	36.87	43.00	9005490040900
0.1614		4.10	75.00	36.85	43.00	9005490041000
0.1634		4.15	75.00	36.78	43.00	9005490041500
0.1654		4.20	75.00	36.70	43.00	9005490042000
0.1661	#19	4.22	75.00	36.67	43.00	9005490042200
0.1673		4.25	75.00	36.63	43.00	9005490042500
0.1693	#18	4.30	80.00	40.55	47.00	9005490043000
0.1720	11/64	4.37	80.00	40.45	47.00	9005490043700
0.1728	#17	4.39	80.00	40.42	47.00	9005490043900
0.1732		4.40	80.00	40.40	47.00	9005490044000
0.1752		4.45	80.00	40.33	47.00	9005490044500
0.1772	#16	4.50	80.00	40.25	47.00	9005490045000
0.1791		4.55	80.00	40.18	47.00	9005490045500
0.1799	#15	4.57	80.00	40.15	47.00	9005490045700
0.1811		4.60	80.00	40.10	47.00	9005490046000
0.1819	#14	4.62	80.00	40.07	47.00	9005490046200
0.1831		4.65	80.00	40.03	47.00	9005490046500
0.1850	#13	4.70	80.00	39.95	47.00	9005490047000
0.1870		4.75	80.00	39.88	47.00	9005490047500
0.1874	3/16	4.76	86.00	44.86	52.00	9005490047600
0.1890	#12	4.80	86.00	44.80	52.00	9005490048000
0.1909	#11	4.85	86.00	44.73	52.00	9005490048500
0.1929		4.90	86.00	44.65	52.00	9005490049000
0.1937	#10	4.92	86.00	44.62	52.00	9005490049200
0.1949		4.95	86.00	44.58	52.00	9005490049500
0.1961	#9	4.98	86.00	44.53	52.00	9005490049800
0.1969		5.00	86.00	44.50	52.00	9005490050000
0.1988		5.05	86.00	44.43	52.00	9005490050500
0.1992	#8	5.06	86.00	44.41	52.00	9005490050600
0.2008		5.10	86.00	44.35	52.00	9005490051000
0.2012	#7	5.11	86.00	44.34	52.00	9005490051100
0.2028		5.15	86.00	44.28	52.00	9005490051500
0.2031	13/64	5.16	86.00	44.26	52.00	9005490051600
0.2039	#6	5.18	86.00	44.23	52.00	9005490051800
0.2047		5.20	86.00	44.20	52.00	9005490052000
0.2055	#5	5.22	86.00	44.17	52.00	9005490052200
0.2067		5.25	86.00	44.13	52.00	9005490052500
0.2087		5.30	86.00	44.05	52.00	9005490053000
0.2091	#4	5.31	93.00	49.04	57.00	9005490053100
0.2106		5.35	93.00	48.98	57.00	9005490053500
0.2126		5.40	93.00	48.90	57.00	9005490054000
0.2130	#3	5.41	93.00	48.89	57.00	9005490054100
0.2146		5.45	93.00	48.83	57.00	9005490054500
0.2165		5.50	93.00	48.75	57.00	9005490055000
0.2189	7/32	5.56	93.00	48.66	57.00	9005490055600
0.2205		5.60	93.00	48.60	57.00	9005490056000
0.2209	#2	5.61	93.00	48.59	57.00	9005490056100
0.2224		5.65	93.00	48.53	57.00	9005490056500
0.2244		5.70	93.00	48.45	57.00	9005490057000
0.2264		5.75	93.00	48.38	57.00	9005490057500
0.2280	#1	5.79	93.00	48.32	57.00	9005490057900
0.2283		5.80	93.00	48.30	57.00	9005490058000
0.2303		5.85	93.00	48.23	57.00	9005490058500
0.2323		5.90	93.00	48.15	57.00	9005490059000
0.2339	A	5.94	93.00	48.09	57.00	9005490059400
0.2343	15/64	5.95	93.00	48.08	57.00	9005490059500
0.2362		6.00	93.00	48.00	57.00	9005490060000
0.2378	B	6.04	101.00	53.94	63.00	9005490060400
0.2402		6.10	101.00	53.85	63.00	9005490061000
0.2421	C	6.15	101.00	53.78	63.00	9005490061500
0.2441		6.20	101.00	53.70	63.00	9005490062000
0.2461	D	6.25	101.00	53.63	63.00	9005490062500
0.2480		6.30	101.00	53.55	63.00	9005490063000
0.2500	1/4 E	6.35	101.00	53.48	63.00	9005490063500
0.2520		6.40	101.00	53.40	63.00	9005490064000
0.2559		6.50	101.00	53.25	63.00	9005490065000
0.2571		6.53	101.00	53.21	63.00	9005490065300
0.2598		6.60	101.00	53.10	63.00	9005490066000
0.2610	G	6.63	101.00	53.06	63.00	9005490066300
0.2638		6.70	101.00	52.95	63.00	9005490067000
0.2657	17/64 H	6.75	109.00	58.88	69.00	9005490067500
0.2677		6.80	109.00	58.80	69.00	9005490068000
0.2689		6.83	109.00	58.76	69.00	9005490068300
0.2717	I	6.90	109.00	58.65	69.00	9005490069000
0.2756		7.00	109.00	58.50	69.00	9005490070000
0.2768	J	7.03	109.00	58.46	69.00	9005490070300
0.2772		7.04	109.00	58.44	69.00	9005490070400
0.2776		7.05	109.00	58.43	69.00	9005490070500
0.2795		7.10	109.00	58.35	69.00	9005490071000
0.2811	9/32 K	7.14	109.00	58.29	69.00	9005490071400
0.2835		7.20	109.00	58.20	69.00	9005490072000

Jobber length drills

Series no. **549**

Diameter (d_1) inch	wire/ltr	mm	l_1 mm	t_{max} mm	l_2 mm	EDP #
0.2854		7.25	109.00	58.13	69.00	**9005490072500**
0.2874		7.30	109.00	58.05	69.00	**9005490073000**
0.2902	L	7.37	109.00	57.95	69.00	**9005490073700**
0.2913		7.40	109.00	57.90	69.00	**9005490074000**
0.2949	M	7.49	109.00	57.77	69.00	**9005490074900**
0.2953		7.50	109.00	57.75	69.00	**9005490075000**
0.2969	19/64	7.54	117.00	63.69	75.00	**9005490075400**
0.2992		7.60	117.00	63.60	75.00	**9005490076000**
0.3020	N	7.67	117.00	63.50	75.00	**9005490076700**
0.3031		7.70	117.00	63.45	75.00	**9005490077000**
0.3051		7.75	117.00	63.38	75.00	**9005490077500**
0.3071		7.80	117.00	63.30	75.00	**9005490078000**
0.3110		7.90	117.00	63.15	75.00	**9005490079000**
0.3126	5/16	7.94	117.00	63.09	75.00	**9005490079400**
0.3150		8.00	117.00	63.00	75.00	**9005490080000**
0.3161	O	8.03	117.00	62.96	75.00	**9005490080300**
0.3189		8.10	117.00	62.85	75.00	**9005490081000**
0.3228	P	8.20	117.00	62.70	75.00	**9005490082000**
0.3248		8.25	117.00	62.63	75.00	**9005490082500**
0.3268		8.30	117.00	62.55	75.00	**9005490083000**
0.3280	21/64	8.33	117.00	62.51	75.00	**9005490083300**
0.3307		8.40	117.00	62.40	75.00	**9005490084000**
0.3319	Q	8.43	117.00	62.36	75.00	**9005490084300**
0.3346		8.50	117.00	62.25	75.00	**9005490085000**
0.3386		8.60	125.00	68.10	81.00	**9005490086000**
0.3390	R	8.61	125.00	68.09	81.00	**9005490086100**
0.3425		8.70	125.00	67.95	81.00	**9005490087000**
0.3437	11/32	8.73	125.00	67.91	81.00	**9005490087300**
0.3445		8.75	125.00	67.88	81.00	**9005490087500**
0.3465		8.80	125.00	67.80	81.00	**9005490088000**
0.3480	S	8.84	125.00	67.74	81.00	**9005490088400**
0.3504		8.90	125.00	67.65	81.00	**9005490089000**
0.3543		9.00	125.00	67.50	81.00	**9005490090000**
0.3579	T	9.09	125.00	67.37	81.00	**9005490090900**
0.3583		9.10	125.00	67.35	81.00	**9005490091000**
0.3594	23/64	9.13	125.00	67.31	81.00	**9005490091300**
0.3622		9.20	125.00	67.20	81.00	**9005490092000**
0.3642		9.25	125.00	67.13	81.00	**9005490092500**
0.3661		9.30	125.00	67.05	81.00	**9005490093000**
0.3677	U	9.34	125.00	66.99	81.00	**9005490093400**
0.3681		9.35	125.00	66.98	81.00	**9005490093500**
0.3701		9.40	125.00	66.90	81.00	**9005490094000**
0.3740		9.50	125.00	66.75	81.00	**9005490095000**
0.3748	3/8	9.52	133.00	72.72	87.00	**9005490095200**
0.3772	V	9.58	133.00	72.63	87.00	**9005490095800**
0.3780		9.60	133.00	72.60	87.00	**9005490096000**
0.3819		9.70	133.00	72.45	87.00	**9005490097000**
0.3839		9.75	133.00	72.38	87.00	**9005490097500**
0.3858	W	9.80	133.00	72.30	87.00	**9005490098000**
0.3898		9.90	133.00	72.15	87.00	**9005490099000**
0.3906	25/64	9.92	133.00	72.12	87.00	**9005490099200**
0.3937		10.00	133.00	72.00	87.00	**9005490100000**
0.3969	X	10.08	133.00	71.88	87.00	**9005490100800**
0.3976		10.10	133.00	71.85	87.00	**9005490101000**
0.4016		10.20	133.00	71.70	87.00	**9005490102000**
0.4039	Y	10.26	133.00	71.61	87.00	**9005490102600**

Diameter (d_1) inch	wire/ltr	mm	l_1 mm	t_{max} mm	l_2 mm	EDP #
0.4055		10.30	133.00	71.55	87.00	**9005490103000**
0.4063	13/32	10.32	133.00	71.52	87.00	**9005490103200**
0.4094		10.40	133.00	71.40	87.00	**9005490104000**
0.4130	Z	10.49	133.00	71.27	87.00	**9005490104900**
0.4134		10.50	133.00	71.25	87.00	**9005490105000**
0.4173		10.60	133.00	71.10	87.00	**9005490106000**
0.4213		10.70	142.00	77.95	94.00	**9005490107000**
0.4220	27/64	10.72	142.00	77.92	94.00	**9005490107200**
0.4232		10.75	142.00	77.88	94.00	**9005490107500**
0.4252		10.80	142.00	77.80	94.00	**9005490108000**
0.4291		10.90	142.00	77.65	94.00	**9005490109000**
0.4331		11.00	142.00	77.50	94.00	**9005490110000**
0.4370		11.10	142.00	77.35	94.00	**9005490111000**
0.4374	7/16	11.11	142.00	77.34	94.00	**9005490111100**
0.4409		11.20	142.00	77.20	94.00	**9005490112000**
0.4449		11.30	142.00	77.05	94.00	**9005490113000**
0.4488		11.40	142.00	76.90	94.00	**9005490114000**
0.4528		11.50	142.00	76.75	94.00	**9005490115000**
0.4531	29/64	11.51	142.00	76.74	94.00	**9005490115100**
0.4567		11.60	142.00	76.60	94.00	**9005490116000**
0.4606		11.70	142.00	76.45	94.00	**9005490117000**
0.4626		11.75	142.00	76.38	94.00	**9005490117500**
0.4646		11.80	142.00	76.30	94.00	**9005490118000**
0.4685		11.90	151.00	83.15	101.00	**9005490119000**
0.4689	15/32	11.91	151.00	83.14	101.00	**9005490119100**
0.4724		12.00	151.00	83.00	101.00	**9005490120000**
0.4764		12.10	151.00	82.85	101.00	**9005490121000**
0.4783		12.15	151.00	82.78	101.00	**9005490121500**
0.4803		12.20	151.00	82.70	101.00	**9005490122000**
0.4843	31/64	12.30	151.00	82.55	101.00	**9005490123000**
0.4921		12.50	151.00	82.25	101.00	**9005490125000**
0.5000	1/2	12.70	151.00	81.95	101.00	**9005490127000**
0.5020		12.75	151.00	81.88	101.00	**9005490127500**
0.5039		12.80	151.00	81.80	101.00	**9005490128000**
0.5079		12.90	151.00	81.65	101.00	**9005490129000**
0.5118		13.00	151.00	81.50	101.00	**9005490130000**
0.5157	33/64	13.10	151.00	81.35	101.00	**9005490131000**
0.5197		13.20	151.00	81.20	101.00	**9005490132000**
0.5311	17/32	13.49	160.00	87.77	108.00	**9005490134900**
0.5315		13.50	160.00	87.75	108.00	**9005490135000**
0.5354		13.60	160.00	87.60	108.00	**9005490136000**
0.5394		13.70	160.00	87.45	108.00	**9005490137000**
0.5469	35/64	13.89	160.00	87.17	108.00	**9005490138900**
0.5512		14.00	160.00	87.00	108.00	**9005490140000**
0.5626	9/16	14.29	169.00	92.57	114.00	**9005490142900**
0.5669		14.40	169.00	92.40	114.00	**9005490144000**
0.5709		14.50	169.00	92.25	114.00	**9005490145000**
0.5780	37/64	14.68	169.00	91.98	114.00	**9005490146800**
0.5906		15.00	169.00	91.50	114.00	**9005490150000**
0.5937	19/32	15.08	178.00	97.38	120.00	**9005490150800**
0.6094	39/64	15.48	178.00	96.78	120.00	**9005490154800**
0.6102		15.50	178.00	96.75	120.00	**9005490155000**
0.6201		15.75	178.00	96.38	120.00	**9005490157500**
0.6248	5/8	15.87	178.00	96.20	120.00	**9005490158700**
0.6299		16.00	178.00	96.00	120.00	**9005490160000**

Jobber length drills

Series no. **550**

~5xD	DIN 338	GT 100	130°	h8		Cyl	L
Cutting depth	Standard	Type	Point angle	Tolerance on Ø	Web Thinning	Shank form	Cutting direction

Tool material **HSS**

Surface >Ø 2.36

P	Steel	●
M	Stainless steel	
K	Cast iron	●
N	Aluminum	●
S	Titanium alloys	
H	Hardened steel	

●=Optimal
○=Limited

web thinning ≥ Ø 1.000 • relieved cone • wide flutes • especially for drilling depths > 3xD

grey cast iron • steels up to 1000 N/mm² • Not recommended for: CrNi steels, stainless steels

$t_{max} = l_2\text{-}1.5 \times d_1$

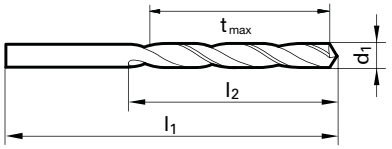

Jobber Length

Speeds and feeds information on pg. 519

Shank diameter = cut diameter

Diameter (d_1) inch	wire/ltr	mm	l_1 mm	t_{max} mm	l_2 mm	EDP #
0.0394		1.00	34.00	10.50	12.00	9005500010000
0.0512		1.30	38.00	14.05	16.00	9005500013000
0.0520	#55	1.32	38.00	14.02	16.00	9005500013200
0.0531		1.35	40.00	15.98	18.00	9005500013500
0.0551	#54	1.40	40.00	15.90	18.00	9005500014000
0.0571		1.45	40.00	15.83	18.00	9005500014500
0.0587		1.49	40.00	15.77	18.00	9005500014900
0.0591		1.50	40.00	15.75	18.00	9005500015000
0.0594	#53	1.51	43.00	17.74	20.00	9005500015100
0.0610		1.55	43.00	17.68	20.00	9005500015500
0.0622		1.58	43.00	17.63	20.00	9005500015800
0.0626	1/16	1.59	43.00	17.62	20.00	9005500015900
0.0630		1.60	43.00	17.60	20.00	9005500016000
0.0650		1.65	43.00	17.53	20.00	9005500016500
0.0657		1.67	43.00	17.50	20.00	9005500016700
0.0669	#51	1.70	43.00	17.45	20.00	9005500017000
0.0689		1.75	46.00	19.38	22.00	9005500017500
0.0701	#50	1.78	46.00	19.33	22.00	9005500017800
0.0709		1.80	46.00	19.30	22.00	9005500018000
0.0728	#49	1.85	46.00	19.23	22.00	9005500018500
0.0748		1.90	46.00	19.15	22.00	9005500019000
0.0768		1.95	49.00	21.08	24.00	9005500019500
0.0780	5/64	1.98	49.00	21.03	24.00	9005500019800
0.0783	#47	1.99	49.00	21.02	24.00	9005500019900
0.0787		2.00	49.00	21.00	24.00	9005500020000
0.0807		2.05	49.00	20.93	24.00	9005500020500
0.0819	#45	2.08	49.00	20.88	24.00	9005500020800
0.0827		2.10	49.00	20.85	24.00	9005500021000
0.0846		2.15	53.00	23.78	27.00	9005500021500
0.0866		2.20	53.00	23.70	27.00	9005500022000
0.0886		2.25	53.00	23.63	27.00	9005500022500
0.0890	#43	2.26	53.00	23.61	27.00	9005500022600
0.0906		2.30	53.00	23.55	27.00	9005500023000
0.0917		2.33	53.00	23.51	27.00	9005500023300
0.0925		2.35	53.00	23.48	27.00	9005500023500
0.0933	#42	2.37	57.00	26.45	30.00	9005500023700
0.0937	3/32	2.38	57.00	26.43	30.00	9005500023800
0.0945		2.40	57.00	26.40	30.00	9005500024000
0.0980	#40	2.49	57.00	26.27	30.00	9005500024900
0.0984		2.50	57.00	26.25	30.00	9005500025000
0.0996	#39	2.53	57.00	26.21	30.00	9005500025300

Diameter (d_1) inch	wire/ltr	mm	l_1 mm	t_{max} mm	l_2 mm	EDP #
0.1004		2.55	57.00	26.18	30.00	9005500025500
0.1016	#38	2.58	57.00	26.13	30.00	9005500025800
0.1024		2.60	57.00	26.10	30.00	9005500026000
0.1039	#37	2.64	57.00	26.04	30.00	9005500026400
0.1043		2.65	57.00	26.03	30.00	9005500026500
0.1051		2.67	61.00	29.00	33.00	9005500026700
0.1063		2.70	61.00	28.95	33.00	9005500027000
0.1083		2.75	61.00	28.88	33.00	9005500027500
0.1094	7/64	2.78	61.00	28.83	33.00	9005500027800
0.1098	#35	2.79	61.00	28.82	33.00	9005500027900
0.1102		2.80	61.00	28.80	33.00	9005500028000
0.1110	#34	2.82	61.00	28.77	33.00	9005500028200
0.1130	#33	2.87	61.00	28.70	33.00	9005500028700
0.1142		2.90	61.00	28.65	33.00	9005500029000
0.1161	#32	2.95	61.00	28.58	33.00	9005500029500
0.1181		3.00	61.00	28.50	33.00	9005500030000
0.1189		3.02	65.00	31.47	36.00	9005500030200
0.1201	#31	3.05	65.00	31.43	36.00	9005500030500
0.1220		3.10	65.00	31.35	36.00	9005500031000
0.1240		3.15	65.00	31.28	36.00	9005500031500
0.1248	1/8	3.17	65.00	31.25	36.00	9005500031700
0.1260		3.20	65.00	31.20	36.00	9005500032000
0.1280		3.25	65.00	31.13	36.00	9005500032500
0.1283	#30	3.26	65.00	31.11	36.00	9005500032600
0.1299		3.30	65.00	31.05	36.00	9005500033000
0.1319		3.35	65.00	30.98	36.00	9005500033500
0.1339		3.40	70.00	33.90	39.00	9005500034000
0.1358	#29	3.45	70.00	33.83	39.00	9005500034500
0.1378		3.50	70.00	33.75	39.00	9005500035000
0.1406	9/64 #28	3.57	70.00	33.65	39.00	9005500035700
0.1417		3.60	70.00	33.60	39.00	9005500036000
0.1441	#27	3.66	70.00	33.51	39.00	9005500036600
0.1457		3.70	70.00	33.45	39.00	9005500037000
0.1476		3.75	70.00	33.38	39.00	9005500037500
0.1496	#25	3.80	75.00	37.30	43.00	9005500038000
0.1516		3.85	75.00	37.23	43.00	9005500038500
0.1520	#24	3.86	75.00	37.21	43.00	9005500038600
0.1535		3.90	75.00	37.15	43.00	9005500039000
0.1563	5/32	3.97	75.00	37.05	43.00	9005500039700
0.1571	#22	3.99	75.00	37.02	43.00	9005500039900
0.1575		4.00	75.00	37.00	43.00	9005500040000

Jobber length drills

Series no. **550**

Diameter (d_1) inch	wire/ltr	mm	l_1 mm	t_{max} mm	l_2 mm	EDP #
0.1591	#21	4.04	75.00	36.94	43.00	**9005500040400**
0.1614		4.10	75.00	36.85	43.00	**9005500041000**
0.1654		4.20	75.00	36.70	43.00	**9005500042000**
0.1693	#18	4.30	80.00	40.55	47.00	**9005500043000**
0.1713		4.35	80.00	40.48	47.00	**9005500043500**
0.1720	11/64	4.37	80.00	40.45	47.00	**9005500043700**
0.1732		4.40	80.00	40.40	47.00	**9005500044000**
0.1752		4.45	80.00	40.33	47.00	**9005500044500**
0.1772	#16	4.50	80.00	40.25	47.00	**9005500045000**
0.1811		4.60	80.00	40.10	47.00	**9005500046000**
0.1819	#14	4.62	80.00	40.07	47.00	**9005500046200**
0.1850	#13	4.70	80.00	39.95	47.00	**9005500047000**
0.1874	3/16	4.76	86.00	44.86	52.00	**9005500047600**
0.1890	#12	4.80	86.00	44.80	52.00	**9005500048000**
0.1909	#11	4.85	86.00	44.73	52.00	**9005500048500**
0.1929		4.90	86.00	44.65	52.00	**9005500049000**
0.1961	#9	4.98	86.00	44.53	52.00	**9005500049800**
0.1969		5.00	86.00	44.50	52.00	**9005500050000**
0.1992	#8	5.06	86.00	44.41	52.00	**9005500050600**
0.2008		5.10	86.00	44.35	52.00	**9005500051000**
0.2031	13/64	5.16	86.00	44.26	52.00	**9005500051600**
0.2047		5.20	86.00	44.20	52.00	**9005500052000**
0.2087		5.30	86.00	44.05	52.00	**9005500053000**
0.2126		5.40	93.00	48.90	57.00	**9005500054000**
0.2165		5.50	93.00	48.75	57.00	**9005500055000**
0.2189	7/32	5.56	93.00	48.66	57.00	**9005500055600**
0.2205		5.60	93.00	48.60	57.00	**9005500056000**
0.2244		5.70	93.00	48.45	57.00	**9005500057000**
0.2264		5.75	93.00	48.38	57.00	**9005500057500**
0.2280	#1	5.79	93.00	48.32	57.00	**9005500057900**
0.2283		5.80	93.00	48.30	57.00	**9005500058000**
0.2323		5.90	93.00	48.15	57.00	**9005500059000**
0.2343	15/64	5.95	93.00	48.08	57.00	**9005500059500**
0.2362		6.00	93.00	48.00	57.00	**9005500060000**
0.2382		6.05	101.00	53.93	63.00	**9005500060500**
0.2402		6.10	101.00	53.85	63.00	**9005500061000**
0.2441		6.20	101.00	53.70	63.00	**9005500062000**
0.2461	D	6.25	101.00	53.63	63.00	**9005500062500**
0.2480		6.30	101.00	53.55	63.00	**9005500063000**
0.2500	1/4 E	6.35	101.00	53.48	63.00	**9005500063500**
0.2520		6.40	101.00	53.40	63.00	**9005500064000**
0.2559		6.50	101.00	53.25	63.00	**9005500065000**
0.2598		6.60	101.00	53.10	63.00	**9005500066000**
0.2638		6.70	101.00	52.95	63.00	**9005500067000**
0.2657	17/64 H	6.75	109.00	58.88	69.00	**9005500067500**
0.2677		6.80	109.00	58.80	69.00	**9005500068000**
0.2717	I	6.90	109.00	58.65	69.00	**9005500069000**
0.2756		7.00	109.00	58.50	69.00	**9005500070000**
0.2795		7.10	109.00	58.35	69.00	**9005500071000**

Diameter (d_1) inch	wire/ltr	mm	l_1 mm	t_{max} mm	l_2 mm	EDP #
0.2811	9/32 K	7.14	109.00	58.29	69.00	**9005500071400**
0.2835		7.20	109.00	58.20	69.00	**9005500072000**
0.2874		7.30	109.00	58.05	69.00	**9005500073000**
0.2913		7.40	109.00	57.90	69.00	**9005500074000**
0.2953		7.50	109.00	57.75	69.00	**9005500075000**
0.2969	19/64	7.54	117.00	63.69	75.00	**9005500075400**
0.2992		7.60	117.00	63.60	75.00	**9005500076000**
0.3031		7.70	117.00	63.45	75.00	**9005500077000**
0.3071		7.80	117.00	63.30	75.00	**9005500078000**
0.3110		7.90	117.00	63.15	75.00	**9005500079000**
0.3126	5/16	7.94	117.00	63.09	75.00	**9005500079400**
0.3150		8.00	117.00	63.00	75.00	**9005500080000**
0.3189		8.10	117.00	62.85	75.00	**9005500081000**
0.3228	P	8.20	117.00	62.70	75.00	**9005500082000**
0.3268		8.30	117.00	62.55	75.00	**9005500083000**
0.3280	21/64	8.33	117.00	62.51	75.00	**9005500083300**
0.3307		8.40	117.00	62.40	75.00	**9005500084000**
0.3346		8.50	117.00	62.25	75.00	**9005500085000**
0.3386		8.60	125.00	68.10	81.00	**9005500086000**
0.3425		8.70	125.00	67.95	81.00	**9005500087000**
0.3437	11/32	8.73	125.00	67.91	81.00	**9005500087300**
0.3465		8.80	125.00	67.80	81.00	**9005500088000**
0.3504		8.90	125.00	67.65	81.00	**9005500089000**
0.3543		9.00	125.00	67.50	81.00	**9005500090000**
0.3594	23/64	9.13	125.00	67.31	81.00	**9005500091300**
0.3622		9.20	125.00	67.20	81.00	**9005500092000**
0.3661		9.30	125.00	67.05	81.00	**9005500093000**
0.3701		9.40	125.00	66.90	81.00	**9005500094000**
0.3740		9.50	125.00	66.75	81.00	**9005500095000**
0.3748	3/8	9.52	133.00	72.72	87.00	**9005500095200**
0.3780		9.60	133.00	72.60	87.00	**9005500096000**
0.3819		9.70	133.00	72.45	87.00	**9005500097000**
0.3858	W	9.80	133.00	72.30	87.00	**9005500098000**
0.3898		9.90	133.00	72.15	87.00	**9005500099000**
0.3937		10.00	133.00	72.00	87.00	**9005500100000**
0.3976		10.10	133.00	71.85	87.00	**9005500101000**
0.4016		10.20	133.00	71.70	87.00	**9005500102000**
0.4055		10.30	133.00	71.55	87.00	**9005500103000**
0.4134		10.50	133.00	71.25	87.00	**9005500105000**
0.4252		10.80	142.00	77.80	94.00	**9005500108000**
0.4331		11.00	142.00	77.50	94.00	**9005500110000**
0.4370		11.10	142.00	77.35	94.00	**9005500111000**
0.4374	7/16	11.11	142.00	77.34	94.00	**9005500111100**
0.4528		11.50	142.00	76.75	94.00	**9005500115000**
0.4606		11.70	142.00	76.45	94.00	**9005500117000**
0.4724		12.00	151.00	83.00	101.00	**9005500120000**
0.4921		12.50	151.00	82.25	101.00	**9005500125000**
0.5000	1/2	12.70	151.00	81.95	101.00	**9005500127000**

Jobber length drills 652

~5xD	DIN 338	GT 100	130°	h8		Cyl	R
Cutting depth	Standard	Type	Point angle	Tolerance on Ø	Web Thinning	Shank form	Cutting direction

Tool material: HSS

Surface: S

P	Steel	●
M	Stainless steel	
K	Cast iron	●
N	Aluminum	●
S	Titanium alloys	
H	Hardened steel	

●=Optimal
○=Limited

web thinning ≥ Ø 1.000 • relieved cone • wide flutes • especially for drilling depths > 3xD

grey cast iron • steels up to 1000 N/mm² • Not recommended for: CrNi steels, stainless steels

$t_{max} = l_2 - 1.5 \times d_1$

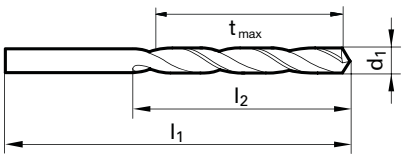

Speeds and feeds information on pg. 535

Shank diameter = cut diameter

Diameter (d_1) inch	wire/ltr	mm	l_1 mm	t_{max} mm	l_2 mm	EDP #
0.0394		1.00	34.00	10.50	12.00	9006520010000
0.0402	#60	1.02	34.00	10.47	12.00	9006520010200
0.0409	#59	1.04	34.00	10.44	12.00	9006520010400
0.0421	#58	1.07	36.00	12.40	14.00	9006520010700
0.0429	#57	1.09	36.00	12.37	14.00	9006520010900
0.0433		1.10	36.00	12.35	14.00	9006520011000
0.0465	#56	1.18	36.00	12.23	14.00	9006520011800
0.0469	3/64	1.19	38.00	14.22	16.00	9006520011900
0.0472		1.20	38.00	14.20	16.00	9006520012000
0.0480		1.22	38.00	14.17	16.00	9006520012200
0.0492		1.25	38.00	14.13	16.00	9006520012500
0.0512		1.30	38.00	14.05	16.00	9006520013000
0.0520	#55	1.32	38.00	14.02	16.00	9006520013200
0.0531		1.35	40.00	15.98	18.00	9006520013500
0.0551	#54	1.40	40.00	15.90	18.00	9006520014000
0.0571		1.45	40.00	15.83	18.00	9006520014500
0.0591		1.50	40.00	15.75	18.00	9006520015000
0.0594	#53	1.51	43.00	17.74	20.00	9006520015100
0.0602		1.53	43.00	17.71	20.00	9006520015300
0.0610		1.55	43.00	17.68	20.00	9006520015500
0.0626	1/16	1.59	43.00	17.62	20.00	9006520015900
0.0630		1.60	43.00	17.60	20.00	9006520016000
0.0634	#52	1.61	43.00	17.59	20.00	9006520016100
0.0650		1.65	43.00	17.53	20.00	9006520016500
0.0669	#51	1.70	43.00	17.45	20.00	9006520017000
0.0677		1.72	46.00	19.42	22.00	9006520017200
0.0689		1.75	46.00	19.38	22.00	9006520017500
0.0701	#50	1.78	46.00	19.33	22.00	9006520017800
0.0709		1.80	46.00	19.30	22.00	9006520018000
0.0728	#49	1.85	46.00	19.23	22.00	9006520018500
0.0748		1.90	46.00	19.15	22.00	9006520019000
0.0760	#48	1.93	49.00	21.11	24.00	9006520019300
0.0768		1.95	49.00	21.08	24.00	9006520019500
0.0780	5/64	1.98	49.00	21.03	24.00	9006520019800
0.0783	#47	1.99	49.00	21.02	24.00	9006520019900
0.0787		2.00	49.00	21.00	24.00	9006520020000
0.0811	#46	2.06	49.00	20.91	24.00	9006520020600
0.0819	#45	2.08	49.00	20.88	24.00	9006520020800
0.0827		2.10	49.00	20.85	24.00	9006520021000
0.0846		2.15	53.00	23.78	27.00	9006520021500
0.0858	#44	2.18	53.00	23.73	27.00	9006520021800
0.0866		2.20	53.00	23.70	27.00	9006520022000

Diameter (d_1) inch	wire/ltr	mm	l_1 mm	t_{max} mm	l_2 mm	EDP #
0.0890	#43	2.26	53.00	23.61	27.00	9006520022600
0.0906		2.30	53.00	23.55	27.00	9006520023000
0.0925		2.35	53.00	23.48	27.00	9006520023500
0.0933	#42	2.37	57.00	26.45	30.00	9006520023700
0.0937	3/32	2.38	57.00	26.43	30.00	9006520023800
0.0945		2.40	57.00	26.40	30.00	9006520024000
0.0961	#41	2.44	57.00	26.34	30.00	9006520024400
0.0965		2.45	57.00	26.33	30.00	9006520024500
0.0980	#40	2.49	57.00	26.27	30.00	9006520024900
0.0984		2.50	57.00	26.25	30.00	9006520025000
0.0996	#39	2.53	57.00	26.21	30.00	9006520025300
0.1004		2.55	57.00	26.18	30.00	9006520025500
0.1016	#38	2.58	57.00	26.13	30.00	9006520025800
0.1024		2.60	57.00	26.10	30.00	9006520026000
0.1039	#37	2.64	57.00	26.04	30.00	9006520026400
0.1043		2.65	57.00	26.03	30.00	9006520026500
0.1063		2.70	61.00	28.95	33.00	9006520027000
0.1067	#36	2.71	61.00	28.94	33.00	9006520027100
0.1083		2.75	61.00	28.88	33.00	9006520027500
0.1094	7/64	2.78	61.00	28.83	33.00	9006520027800
0.1098	#35	2.79	61.00	28.82	33.00	9006520027900
0.1102		2.80	61.00	28.80	33.00	9006520028000
0.1110	#34	2.82	61.00	28.77	33.00	9006520028200
0.1122		2.85	61.00	28.73	33.00	9006520028500
0.1130	#33	2.87	61.00	28.70	33.00	9006520028700
0.1142		2.90	61.00	28.65	33.00	9006520029000
0.1161	#32	2.95	61.00	28.58	33.00	9006520029500
0.1181		3.00	61.00	28.50	33.00	9006520030000
0.1201	#31	3.05	65.00	31.43	36.00	9006520030500
0.1220		3.10	65.00	31.35	36.00	9006520031000
0.1248	1/8	3.17	65.00	31.25	36.00	9006520031700
0.1260		3.20	65.00	31.20	36.00	9006520032000
0.1280		3.25	65.00	31.13	36.00	9006520032500
0.1283	#30	3.26	65.00	31.11	36.00	9006520032600
0.1299		3.30	65.00	31.05	36.00	9006520033000
0.1339		3.40	70.00	33.90	39.00	9006520034000
0.1358	#29	3.45	70.00	33.83	39.00	9006520034500
0.1378		3.50	70.00	33.75	39.00	9006520035000
0.1406	9/64 #28	3.57	70.00	33.65	39.00	9006520035700
0.1417		3.60	70.00	33.60	39.00	9006520036000
0.1441	#27	3.66	70.00	33.51	39.00	9006520036600
0.1457		3.70	70.00	33.45	39.00	9006520037000

Jobber length drills

Series no. **652**

Diameter (d_1) inch	wire/ltr	mm	l_1 mm	t_{max} mm	l_2 mm	EDP #
0.1469	#26	3.73	70.00	33.41	39.00	9006520037300
0.1476		3.75	70.00	33.38	39.00	9006520037500
0.1496	#25	3.80	75.00	37.30	43.00	9006520038000
0.1520	#24	3.86	75.00	37.21	43.00	9006520038600
0.1535		3.90	75.00	37.15	43.00	9006520039000
0.1539	#23	3.91	75.00	37.14	43.00	9006520039100
0.1563	5/32	3.97	75.00	37.05	43.00	9006520039700
0.1571	#22	3.99	75.00	37.02	43.00	9006520039900
0.1575		4.00	75.00	37.00	43.00	9006520040000
0.1591	#21	4.04	75.00	36.94	43.00	9006520040400
0.1594		4.05	75.00	36.93	43.00	9006520040500
0.1610	#20	4.09	75.00	36.87	43.00	9006520040900
0.1614		4.10	75.00	36.85	43.00	9006520041000
0.1654		4.20	75.00	36.70	43.00	9006520042000
0.1661	#19	4.22	75.00	36.67	43.00	9006520042200
0.1673		4.25	75.00	36.63	43.00	9006520042500
0.1693	#18	4.30	80.00	40.55	47.00	9006520043000
0.1720	11/64	4.37	80.00	40.45	47.00	9006520043700
0.1728	#17	4.39	80.00	40.42	47.00	9006520043900
0.1732		4.40	80.00	40.40	47.00	9006520044000
0.1752		4.45	80.00	40.33	47.00	9006520044500
0.1772	#16	4.50	80.00	40.25	47.00	9006520045000
0.1799	#15	4.57	80.00	40.15	47.00	9006520045700
0.1811		4.60	80.00	40.10	47.00	9006520046000
0.1819	#14	4.62	80.00	40.07	47.00	9006520046200
0.1850	#13	4.70	80.00	39.95	47.00	9006520047000
0.1874	3/16	4.76	86.00	44.86	52.00	9006520047600
0.1890	#12	4.80	86.00	44.80	52.00	9006520048000
0.1909	#11	4.85	86.00	44.73	52.00	9006520048500
0.1929		4.90	86.00	44.65	52.00	9006520049000
0.1937	#10	4.92	86.00	44.62	52.00	9006520049200
0.1961	#9	4.98	86.00	44.53	52.00	9006520049800
0.1969		5.00	86.00	44.50	52.00	9006520050000
0.1992	#8	5.06	86.00	44.41	52.00	9006520050600
0.2008		5.10	86.00	44.35	52.00	9006520051000
0.2012	#7	5.11	86.00	44.34	52.00	9006520051100
0.2031	13/64	5.16	86.00	44.26	52.00	9006520051600
0.2039	#6	5.18	86.00	44.23	52.00	9006520051800
0.2047		5.20	86.00	44.20	52.00	9006520052000
0.2055	#5	5.22	86.00	44.17	52.00	9006520052200
0.2087		5.30	86.00	44.05	52.00	9006520053000
0.2091	#4	5.31	93.00	49.04	57.00	9006520053100
0.2126		5.40	93.00	48.90	57.00	9006520054000
0.2130	#3	5.41	93.00	48.89	57.00	9006520054100
0.2165		5.50	93.00	48.75	57.00	9006520055000
0.2189	7/32	5.56	93.00	48.66	57.00	9006520055600
0.2205		5.60	93.00	48.60	57.00	9006520056000
0.2209	#2	5.61	93.00	48.59	57.00	9006520056100
0.2244		5.70	93.00	48.45	57.00	9006520057000
0.2264		5.75	93.00	48.38	57.00	9006520057500
0.2280	#1	5.79	93.00	48.32	57.00	9006520057900
0.2283		5.80	93.00	48.30	57.00	9006520058000
0.2323		5.90	93.00	48.15	57.00	9006520059000
0.2339	A	5.94	93.00	48.09	57.00	9006520059400
0.2343	15/64	5.95	93.00	48.08	57.00	9006520059500
0.2362		6.00	93.00	48.00	57.00	9006520060000
0.2378	B	6.04	101.00	53.94	63.00	9006520060400
0.2402		6.10	101.00	53.85	63.00	9006520061000
0.2421	C	6.15	101.00	53.78	63.00	9006520061500
0.2441		6.20	101.00	53.70	63.00	9006520062000
0.2461	D	6.25	101.00	53.63	63.00	9006520062500
0.2480		6.30	101.00	53.55	63.00	9006520063000
0.2500	1/4 E	6.35	101.00	53.48	63.00	9006520063500
0.2520		6.40	101.00	53.40	63.00	9006520064000
0.2559		6.50	101.00	53.25	63.00	9006520065000
0.2571	F	6.53	101.00	53.21	63.00	9006520065300
0.2598		6.60	101.00	53.10	63.00	9006520066000
0.2610	G	6.63	101.00	53.06	63.00	9006520066300
0.2638		6.70	101.00	52.95	63.00	9006520067000
0.2657	17/64 H	6.75	109.00	58.88	69.00	9006520067500
0.2677		6.80	109.00	58.80	69.00	9006520068000
0.2717	I	6.90	109.00	58.65	69.00	9006520069000
0.2756		7.00	109.00	58.50	69.00	9006520070000
0.2768	J	7.03	109.00	58.46	69.00	9006520070300
0.2795		7.10	109.00	58.35	69.00	9006520071000
0.2811	9/32 K	7.14	109.00	58.29	69.00	9006520071400
0.2835		7.20	109.00	58.20	69.00	9006520072000
0.2874		7.30	109.00	58.05	69.00	9006520073000
0.2902	L	7.37	109.00	57.95	69.00	9006520073700
0.2913		7.40	109.00	57.90	69.00	9006520074000
0.2949	M	7.49	109.00	57.77	69.00	9006520074900
0.2953		7.50	109.00	57.75	69.00	9006520075000
0.2969	19/64	7.54	117.00	63.69	75.00	9006520075400
0.2992		7.60	117.00	63.60	75.00	9006520076000
0.3020	N	7.67	117.00	63.50	75.00	9006520076700
0.3031		7.70	117.00	63.45	75.00	9006520077000
0.3071		7.80	117.00	63.30	75.00	9006520078000
0.3110		7.90	117.00	63.15	75.00	9006520079000
0.3126	5/16	7.94	117.00	63.09	75.00	9006520079400
0.3150		8.00	117.00	63.00	75.00	9006520080000
0.3161	O	8.03	117.00	62.96	75.00	9006520080300
0.3189		8.10	117.00	62.85	75.00	9006520081000
0.3228	P	8.20	117.00	62.70	75.00	9006520082000
0.3280	21/64	8.33	117.00	62.51	75.00	9006520083300
0.3307		8.40	117.00	62.40	75.00	9006520084000
0.3319	Q	8.43	117.00	62.36	75.00	9006520084300
0.3346		8.50	117.00	62.25	75.00	9006520085000
0.3386		8.60	125.00	68.10	81.00	9006520086000
0.3390	R	8.61	125.00	68.09	81.00	9006520086100
0.3425		8.70	125.00	67.95	81.00	9006520087000
0.3437	11/32	8.73	125.00	67.91	81.00	9006520087300
0.3465		8.80	125.00	67.80	81.00	9006520088000
0.3480	S	8.84	125.00	67.74	81.00	9006520088400
0.3504		8.90	125.00	67.65	81.00	9006520089000
0.3543		9.00	125.00	67.50	81.00	9006520090000
0.3583		9.10	125.00	67.35	81.00	9006520091000
0.3594	23/64	9.13	125.00	67.31	81.00	9006520091300
0.3622		9.20	125.00	67.20	81.00	9006520092000
0.3661		9.30	125.00	67.05	81.00	9006520093000
0.3677	U	9.34	125.00	66.99	81.00	9006520093400
0.3701		9.40	125.00	66.90	81.00	9006520094000
0.3740		9.50	125.00	66.75	81.00	9006520095000
0.3748	3/8	9.52	133.00	72.72	87.00	9006520095200
0.3780		9.60	133.00	72.60	87.00	9006520096000
0.3819		9.70	133.00	72.45	87.00	9006520097000
0.3858	W	9.80	133.00	72.30	87.00	9006520098000
0.3898		9.90	133.00	72.15	87.00	9006520099000
0.3906	25/64	9.92	133.00	72.12	87.00	9006520099200
0.3937		10.00	133.00	72.00	87.00	9006520100000
0.4016		10.20	133.00	71.70	87.00	9006520102000
0.4063	13/32	10.32	133.00	71.52	87.00	9006520103200
0.4130	Z	10.49	133.00	71.27	87.00	9006520104900
0.4134		10.50	133.00	71.25	87.00	9006520105000
0.4213		10.70	142.00	77.95	94.00	9006520107000
0.4220	27/64	10.72	142.00	77.92	94.00	9006520107200
0.4331		11.00	142.00	77.50	94.00	9006520110000
0.4374	7/16	11.11	142.00	77.34	94.00	9006520111100
0.4409		11.20	142.00	77.20	94.00	9006520112000
0.4528		11.50	142.00	76.75	94.00	9006520115000
0.4531	29/64	11.51	142.00	76.74	94.00	9006520115100
0.4606		11.70	142.00	76.45	94.00	9006520117000
0.4689	15/32	11.91	151.00	83.14	101.00	9006520119100

Jobber length drills

Series no. **652**

Diameter (d_1) inch	wire/ltr	mm	l_1 mm	t_{max} mm	l_2 mm	EDP #
0.4724		12.00	151.00	83.00	101.00	**9006520120000**
0.4764		12.10	151.00	82.85	101.00	**9006520121000**
0.4843	31/64	12.30	151.00	82.55	101.00	**9006520123000**
0.4921		12.50	151.00	82.25	101.00	**9006520125000**
0.5000	1/2	12.70	151.00	81.95	101.00	**9006520127000**
0.5039		12.80	151.00	81.80	101.00	**9006520128000**
0.5118		13.00	151.00	81.50	101.00	**9006520130000**
0.5157	33/64	13.10	151.00	81.35	101.00	**9006520131000**

Diameter (d_1) inch	wire/ltr	mm	l_1 mm	t_{max} mm	l_2 mm	EDP #
0.5311	17/32	13.49	160.00	87.77	108.00	**9006520134900**
0.5315		13.50	160.00	87.75	108.00	**9006520135000**
0.5469	35/64	13.89	160.00	87.17	108.00	**9006520138900**
0.5512		14.00	160.00	87.00	108.00	**9006520140000**
0.5626	9/16	14.29	169.00	92.57	114.00	**9006520142900**
0.5906		15.00	169.00	91.50	114.00	**9006520150000**
0.6299		16.00	178.00	96.00	120.00	**9006520160000**

Jobber length drills

Series no. **305**

~5xD	DIN 338	N	118°	h8		Cyl	R
Cutting depth	Standard	Type	Point angle	Tolerance on Ø	Web Thinning	Shank form	Cutting direction

Tool material: **HSCO**

Surface: >Ø 2.36

P	Steel	●
M	Stainless steel	○
K	Cast iron	●
N	Aluminum	○
S	Titanium alloys	
H	Hardened steel	

●=Optimal
○=Limited

web thinning ≥ Ø 1.000 • relieved cone • Co-alloyed high speed steel • increased wear resistance

alloyed/unalloyed steel and cast steel • cast materials over 800 N/mm² • hot and cold rolled steels • antifriction bearing steels • high-alloyed S steels • heat treatable and case hardened steels

$t_{max} = l_2 - 1.5 \times d_1$

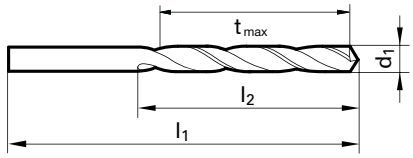

Speeds and feeds information on pg. 509

Shank diameter = cut diameter

Diameter (d_1) inch	wire/ltr	mm	l_1 mm	t_{max} mm	l_2 mm	EDP #
0.0079	#92	0.20	19.00	2.20	2.50	9003050002000
0.0083	#91	0.21	19.00	2.19	2.50	9003050002100
0.0087	#90	0.22	19.00	2.17	2.50	9003050002200
0.0091	#89	0.23	19.00	2.16	2.50	9003050002300
0.0098	#87	0.25	19.00	2.63	3.00	9003050002500
0.0102		0.26	19.00	2.61	3.00	9003050002600
0.0106	#86	0.27	19.00	2.60	3.00	9003050002700
0.0110	#85	0.28	19.00	2.58	3.00	9003050002800
0.0118		0.30	19.00	2.55	3.00	9003050003000
0.0122	#83	0.31	19.00	3.54	4.00	9003050003100
0.0126	#82	0.32	19.00	3.52	4.00	9003050003200
0.0130	#81	0.33	19.00	3.51	4.00	9003050003300
0.0134	#80	0.34	19.00	3.49	4.00	9003050003400
0.0138		0.35	19.00	3.48	4.00	9003050003500
0.0146	#79	0.37	19.00	3.45	4.00	9003050003700
0.0150		0.38	19.00	3.43	4.00	9003050003800
0.0157	1/64	0.40	20.00	4.40	5.00	9003050004000
0.0161	#78	0.41	20.00	4.39	5.00	9003050004100
0.0165		0.42	20.00	4.37	5.00	9003050004200
0.0169		0.43	20.00	4.36	5.00	9003050004300
0.0173		0.44	20.00	4.34	5.00	9003050004400
0.0177		0.45	20.00	4.33	5.00	9003050004500
0.0181	#77	0.46	20.00	4.31	5.00	9003050004600
0.0185		0.47	20.00	4.30	5.00	9003050004700
0.0189		0.48	20.00	4.28	5.00	9003050004800
0.0193		0.49	22.00	5.27	6.00	9003050004900
0.0197		0.50	22.00	5.25	6.00	9003050005000
0.0201	#76	0.51	22.00	5.24	6.00	9003050005100
0.0205		0.52	22.00	5.22	6.00	9003050005200
0.0209	#75	0.53	22.00	5.21	6.00	9003050005300
0.0213		0.54	24.00	6.19	7.00	9003050005400
0.0217		0.55	24.00	6.18	7.00	9003050005500
0.0220		0.56	24.00	6.16	7.00	9003050005600
0.0224	#74	0.57	24.00	6.15	7.00	9003050005700
0.0232		0.59	24.00	6.12	7.00	9003050005900
0.0236		0.60	24.00	6.10	7.00	9003050006000
0.0240	#73	0.61	26.00	7.09	8.00	9003050006100
0.0244		0.62	26.00	7.07	8.00	9003050006200
0.0252	#72	0.64	26.00	7.04	8.00	9003050006400
0.0256		0.65	26.00	7.03	8.00	9003050006500
0.0260	#71	0.66	26.00	7.01	8.00	9003050006600
0.0264		0.67	26.00	7.00	8.00	9003050006700
0.0268		0.68	28.00	7.98	9.00	9003050006800
0.0276		0.70	28.00	7.95	9.00	9003050007000
0.0280	#70	0.71	28.00	7.94	9.00	9003050007100

Diameter (d_1) inch	wire/ltr	mm	l_1 mm	t_{max} mm	l_2 mm	EDP #
0.0283		0.72	28.00	7.92	9.00	9003050007200
0.0291	#69	0.74	28.00	7.89	9.00	9003050007400
0.0295		0.75	28.00	7.88	9.00	9003050007500
0.0299		0.76	30.00	8.86	10.00	9003050007600
0.0303		0.77	30.00	8.85	10.00	9003050007700
0.0307		0.78	30.00	8.83	10.00	9003050007800
0.0311	1/32 #68	0.79	30.00	8.82	10.00	9003050007900
0.0315		0.80	30.00	8.80	10.00	9003050008000
0.0319	#67	0.81	30.00	8.79	10.00	9003050008100
0.0323		0.82	30.00	8.77	10.00	9003050008200
0.0331	#66	0.84	30.00	8.74	10.00	9003050008400
0.0335		0.85	30.00	8.73	10.00	9003050008500
0.0339		0.86	32.00	9.71	11.00	9003050008600
0.0343		0.87	32.00	9.70	11.00	9003050008700
0.0346		0.88	32.00	9.68	11.00	9003050008800
0.0350	#65	0.89	32.00	9.67	11.00	9003050008900
0.0354		0.90	32.00	9.65	11.00	9003050009000
0.0358	#64	0.91	32.00	9.64	11.00	9003050009100
0.0362		0.92	32.00	9.62	11.00	9003050009200
0.0370	#63	0.94	32.00	9.59	11.00	9003050009400
0.0374		0.95	32.00	9.58	11.00	9003050009500
0.0378		0.96	34.00	10.56	12.00	9003050009600
0.0382	#62	0.97	34.00	10.55	12.00	9003050009700
0.0390	#61	0.99	34.00	10.52	12.00	9003050009900
0.0394		1.00	34.00	10.50	12.00	9003050010000
0.0398		1.01	34.00	10.49	12.00	9003050010100
0.0402	#60	1.02	34.00	10.47	12.00	9003050010200
0.0406		1.03	34.00	10.46	12.00	9003050010300
0.0409	#59	1.04	34.00	10.44	12.00	9003050010400
0.0413		1.05	34.00	10.43	12.00	9003050010500
0.0421	#58	1.07	36.00	12.40	14.00	9003050010700
0.0425		1.08	36.00	12.38	14.00	9003050010800
0.0429	#57	1.09	36.00	12.37	14.00	9003050010900
0.0433		1.10	36.00	12.35	14.00	9003050011000
0.0449		1.14	36.00	12.29	14.00	9003050011400
0.0453		1.15	36.00	12.28	14.00	9003050011500
0.0457		1.16	36.00	12.26	14.00	9003050011600
0.0461		1.17	36.00	12.25	14.00	9003050011700
0.0465	#56	1.18	36.00	12.23	14.00	9003050011800
0.0469	3/64	1.19	38.00	14.22	16.00	9003050011900
0.0472		1.20	38.00	14.20	16.00	9003050012000
0.0480		1.22	38.00	14.17	16.00	9003050012200
0.0484		1.23	38.00	14.16	16.00	9003050012300
0.0492		1.25	38.00	14.13	16.00	9003050012500
0.0508		1.29	38.00	14.07	16.00	9003050012900

Jobber length drills

Series no. **305**

Diameter (d_1) inch	wire/ltr	mm	l_1 mm	t_{max} mm	l_2 mm	EDP #
0.0512		1.30	38.00	14.05	16.00	9003050013000
0.0520	#55	1.32	38.00	14.02	16.00	9003050013200
0.0524		1.33	40.00	16.01	18.00	9003050013300
0.0531		1.35	40.00	15.98	18.00	9003050013500
0.0535		1.36	40.00	15.96	18.00	9003050013600
0.0539		1.37	40.00	15.95	18.00	9003050013700
0.0543		1.38	40.00	15.93	18.00	9003050013800
0.0551	#54	1.40	40.00	15.90	18.00	9003050014000
0.0555		1.41	40.00	15.89	18.00	9003050014100
0.0559		1.42	40.00	15.87	18.00	9003050014200
0.0563		1.43	40.00	15.86	18.00	9003050014300
0.0567		1.44	40.00	15.84	18.00	9003050014400
0.0571		1.45	40.00	15.83	18.00	9003050014500
0.0583		1.48	40.00	15.78	18.00	9003050014800
0.0591		1.50	40.00	15.75	18.00	9003050015000
0.0594	#53	1.51	43.00	17.74	20.00	9003050015100
0.0598		1.52	43.00	17.72	20.00	9003050015200
0.0602		1.53	43.00	17.71	20.00	9003050015300
0.0610		1.55	43.00	17.68	20.00	9003050015500
0.0614		1.56	43.00	17.66	20.00	9003050015600
0.0618		1.57	43.00	17.65	20.00	9003050015700
0.0622		1.58	43.00	17.63	20.00	9003050015800
0.0626	1/16	1.59	43.00	17.62	20.00	9003050015900
0.0630		1.60	43.00	17.60	20.00	9003050016000
0.0634	#52	1.61	43.00	17.59	20.00	9003050016100
0.0638		1.62	43.00	17.57	20.00	9003050016200
0.0646		1.64	43.00	17.54	20.00	9003050016400
0.0650		1.65	43.00	17.53	20.00	9003050016500
0.0654		1.66	43.00	17.51	20.00	9003050016600
0.0657		1.67	43.00	17.50	20.00	9003050016700
0.0661		1.68	43.00	17.48	20.00	9003050016800
0.0669	#51	1.70	43.00	17.45	20.00	9003050017000
0.0673		1.71	46.00	19.44	22.00	9003050017100
0.0677		1.72	46.00	19.42	22.00	9003050017200
0.0681		1.73	46.00	19.41	22.00	9003050017300
0.0689		1.75	46.00	19.38	22.00	9003050017500
0.0693		1.76	46.00	19.36	22.00	9003050017600
0.0701	#50	1.78	46.00	19.33	22.00	9003050017800
0.0705		1.79	46.00	19.32	22.00	9003050017900
0.0709		1.80	46.00	19.30	22.00	9003050018000
0.0713		1.81	46.00	19.29	22.00	9003050018100
0.0717		1.82	46.00	19.27	22.00	9003050018200
0.0720		1.83	46.00	19.26	22.00	9003050018300
0.0724		1.84	46.00	19.24	22.00	9003050018400
0.0728	#49	1.85	46.00	19.23	22.00	9003050018500
0.0732		1.86	46.00	19.21	22.00	9003050018600
0.0748		1.90	46.00	19.15	22.00	9003050019000
0.0760	#48	1.93	49.00	21.11	24.00	9003050019300
0.0768		1.95	49.00	21.08	24.00	9003050019500
0.0776		1.97	49.00	21.05	24.00	9003050019700
0.0780	5/64	1.98	49.00	21.03	24.00	9003050019800
0.0783	#47	1.99	49.00	21.02	24.00	9003050019900
0.0787		2.00	49.00	21.00	24.00	9003050020000
0.0791		2.01	49.00	20.99	24.00	9003050020100
0.0795		2.02	49.00	20.97	24.00	9003050020200
0.0799		2.03	49.00	20.96	24.00	9003050020300
0.0803		2.04	49.00	20.94	24.00	9003050020400
0.0807		2.05	49.00	20.93	24.00	9003050020500
0.0811	#46	2.06	49.00	20.91	24.00	9003050020600
0.0819	#45	2.08	49.00	20.88	24.00	9003050020800
0.0827		2.10	49.00	20.85	24.00	9003050021000
0.0846		2.15	53.00	23.78	27.00	9003050021500
0.0858	#44	2.18	53.00	23.73	27.00	9003050021800
0.0866		2.20	53.00	23.70	27.00	9003050022000
0.0878		2.23	53.00	23.66	27.00	9003050022300
0.0886		2.25	53.00	23.63	27.00	9003050022500
0.0890	#43	2.26	53.00	23.61	27.00	9003050022600
0.0906		2.30	53.00	23.55	27.00	9003050023000
0.0925		2.35	53.00	23.48	27.00	9003050023500
0.0933	#42	2.37	57.00	26.45	30.00	9003050023700
0.0937	3/32	2.38	57.00	26.43	30.00	9003050023800
0.0945		2.40	57.00	26.40	30.00	9003050024000
0.0961	#41	2.44	57.00	26.34	30.00	9003050024400
0.0965		2.45	57.00	26.33	30.00	9003050024500
0.0972		2.47	57.00	26.30	30.00	9003050024700
0.0980	#40	2.49	57.00	26.27	30.00	9003050024900
0.0984		2.50	57.00	26.25	30.00	9003050025000
0.0992		2.52	57.00	26.22	30.00	9003050025200
0.0996	#39	2.53	57.00	26.21	30.00	9003050025300
0.1004		2.55	57.00	26.18	30.00	9003050025500
0.1016	#38	2.58	57.00	26.13	30.00	9003050025800
0.1024		2.60	57.00	26.10	30.00	9003050026000
0.1039	#37	2.64	57.00	26.04	30.00	9003050026400
0.1043		2.65	57.00	26.03	30.00	9003050026500
0.1063		2.70	61.00	28.95	33.00	9003050027000
0.1067	#36	2.71	61.00	28.94	33.00	9003050027100
0.1083		2.75	61.00	28.88	33.00	9003050027500
0.1094	7/64	2.78	61.00	28.83	33.00	9003050027800
0.1098	#35	2.79	61.00	28.82	33.00	9003050027900
0.1102		2.80	61.00	28.80	33.00	9003050028000
0.1110	#34	2.82	61.00	28.77	33.00	9003050028200
0.1122		2.85	61.00	28.73	33.00	9003050028500
0.1130	#33	2.87	61.00	28.70	33.00	9003050028700
0.1142		2.90	61.00	28.65	33.00	9003050029000
0.1150		2.92	61.00	28.62	33.00	9003050029200
0.1161	#32	2.95	61.00	28.58	33.00	9003050029500
0.1169		2.97	61.00	28.55	33.00	9003050029700
0.1181		3.00	61.00	28.50	33.00	9003050030000
0.1193		3.03	65.00	31.46	36.00	9003050030300
0.1201	#31	3.05	65.00	31.43	36.00	9003050030500
0.1220		3.10	65.00	31.35	36.00	9003050031000
0.1240		3.15	65.00	31.28	36.00	9003050031500
0.1248	1/8	3.17	65.00	31.25	36.00	9003050031700
0.1260		3.20	65.00	31.20	36.00	9003050032000
0.1280		3.25	65.00	31.13	36.00	9003050032500
0.1283	#30	3.26	65.00	31.11	36.00	9003050032600
0.1299		3.30	65.00	31.05	36.00	9003050033000
0.1311		3.33	65.00	31.01	36.00	9003050033300
0.1319		3.35	65.00	30.98	36.00	9003050033500
0.1339		3.40	70.00	33.90	39.00	9003050034000
0.1358	#29	3.45	70.00	33.83	39.00	9003050034500
0.1378		3.50	70.00	33.75	39.00	9003050035000
0.1406	9/64	#28	3.57	70.00	33.65	39.00	9003050035700
0.1417		3.60	70.00	33.60	39.00	9003050036000
0.1441	#27	3.66	70.00	33.51	39.00	9003050036600
0.1457		3.70	70.00	33.45	39.00	9003050037000
0.1469	#26	3.73	70.00	33.41	39.00	9003050037300
0.1476		3.75	70.00	33.38	39.00	9003050037500
0.1496	#25	3.80	75.00	37.30	43.00	9003050038000
0.1516		3.85	75.00	37.23	43.00	9003050038500
0.1520	#24	3.86	75.00	37.21	43.00	9003050038600
0.1535		3.90	75.00	37.15	43.00	9003050039000
0.1539	#23	3.91	75.00	37.14	43.00	9003050039100
0.1563	5/32	3.97	75.00	37.05	43.00	9003050039700
0.1571	#22	3.99	75.00	37.02	43.00	9003050039900
0.1575		4.00	75.00	37.00	43.00	9003050040000
0.1591	#21	4.04	75.00	36.94	43.00	9003050040400
0.1610	#20	4.09	75.00	36.87	43.00	9003050040900
0.1614		4.10	75.00	36.85	43.00	9003050041000
0.1622		4.12	75.00	36.82	43.00	9003050041200
0.1634		4.15	75.00	36.78	43.00	9003050041500
0.1642		4.17	75.00	36.75	43.00	9003050041700

Jobber length drills

Series no. **305**

Diameter (d_1) inch	wire/ltr	mm	l_1 mm	t_{max} mm	l_2 mm	EDP #
0.1654		4.20	75.00	36.70	43.00	9003050042000
0.1661	#19	4.22	75.00	36.67	43.00	9003050042200
0.1673		4.25	75.00	36.63	43.00	9003050042500
0.1693	#18	4.30	80.00	40.55	47.00	9003050043000
0.1720	11/64	4.37	80.00	40.45	47.00	9003050043700
0.1728	#17	4.39	80.00	40.42	47.00	9003050043900
0.1732		4.40	80.00	40.40	47.00	9003050044000
0.1752		4.45	80.00	40.33	47.00	9003050044500
0.1772	#16	4.50	80.00	40.25	47.00	9003050045000
0.1799	#15	4.57	80.00	40.15	47.00	9003050045700
0.1811		4.60	80.00	40.10	47.00	9003050046000
0.1819	#14	4.62	80.00	40.07	47.00	9003050046200
0.1831		4.65	80.00	40.03	47.00	9003050046500
0.1850	#13	4.70	80.00	39.95	47.00	9003050047000
0.1870		4.75	80.00	39.88	47.00	9003050047500
0.1874	3/16	4.76	86.00	44.86	52.00	9003050047600
0.1890	#12	4.80	86.00	44.80	52.00	9003050048000
0.1909	#11	4.85	86.00	44.73	52.00	9003050048500
0.1929		4.90	86.00	44.65	52.00	9003050049000
0.1937	#10	4.92	86.00	44.62	52.00	9003050049200
0.1961	#9	4.98	86.00	44.53	52.00	9003050049800
0.1969		5.00	86.00	44.50	52.00	9003050050000
0.1992	#8	5.06	86.00	44.41	52.00	9003050050600
0.2008		5.10	86.00	44.35	52.00	9003050051000
0.2012	#7	5.11	86.00	44.34	52.00	9003050051100
0.2031	13/64	5.16	86.00	44.26	52.00	9003050051600
0.2039	#6	5.18	86.00	44.23	52.00	9003050051800
0.2047		5.20	86.00	44.20	52.00	9003050052000
0.2055	#5	5.22	86.00	44.17	52.00	9003050052200
0.2067		5.25	86.00	44.13	52.00	9003050052500
0.2087		5.30	86.00	44.05	52.00	9003050053000
0.2091	#4	5.31	93.00	49.04	57.00	9003050053100
0.2126		5.40	93.00	48.90	57.00	9003050054000
0.2130	#3	5.41	93.00	48.89	57.00	9003050054100
0.2165		5.50	93.00	48.75	57.00	9003050055000
0.2189	7/32	5.56	93.00	48.66	57.00	9003050055600
0.2205		5.60	93.00	48.60	57.00	9003050056000
0.2209	#2	5.61	93.00	48.59	57.00	9003050056100
0.2224		5.65	93.00	48.53	57.00	9003050056500
0.2244		5.70	93.00	48.45	57.00	9003050057000
0.2264		5.75	93.00	48.38	57.00	9003050057500
0.2280	#1	5.79	93.00	48.32	57.00	9003050057900
0.2283		5.80	93.00	48.30	57.00	9003050058000
0.2303		5.85	93.00	48.23	57.00	9003050058500
0.2323		5.90	93.00	48.15	57.00	9003050059000
0.2339	A	5.94	93.00	48.09	57.00	9003050059400
0.2343	15/64	5.95	93.00	48.08	57.00	9003050059500
0.2362		6.00	93.00	48.00	57.00	9003050060000
0.2378	B	6.04	101.00	53.94	63.00	9003050060400
0.2402		6.10	101.00	53.85	63.00	9003050061000
0.2421	C	6.15	101.00	53.78	63.00	9003050061500
0.2441		6.20	101.00	53.70	63.00	9003050062000
0.2461	D	6.25	101.00	53.63	63.00	9003050062500
0.2480		6.30	101.00	53.55	63.00	9003050063000
0.2500	1/4 E	6.35	101.00	53.48	63.00	9003050063500
0.2520		6.40	101.00	53.40	63.00	9003050064000
0.2539		6.45	101.00	53.33	63.00	9003050064500
0.2559		6.50	101.00	53.25	63.00	9003050065000
0.2571		6.53	101.00	53.21	63.00	9003050065300
0.2598		6.60	101.00	53.10	63.00	9003050066000
0.2610	G	6.63	101.00	53.06	63.00	9003050066300
0.2638		6.70	101.00	52.95	63.00	9003050067000
0.2657	17/64 H	6.75	109.00	58.88	69.00	9003050067500
0.2677		6.80	109.00	58.80	69.00	9003050068000
0.2717	I	6.90	109.00	58.65	69.00	9003050069000
0.2736		6.95	109.00	58.58	69.00	9003050069500

Diameter (d_1) inch	wire/ltr	mm	l_1 mm	t_{max} mm	l_2 mm	EDP #
0.2756		7.00	109.00	58.50	69.00	9003050070000
0.2768	J	7.03	109.00	58.46	69.00	9003050070300
0.2776		7.05	109.00	58.43	69.00	9003050070500
0.2795		7.10	109.00	58.35	69.00	9003050071000
0.2811	9/32 K	7.14	109.00	58.29	69.00	9003050071400
0.2835		7.20	109.00	58.20	69.00	9003050072000
0.2854		7.25	109.00	58.13	69.00	9003050072500
0.2874		7.30	109.00	58.05	69.00	9003050073000
0.2902	L	7.37	109.00	57.95	69.00	9003050073700
0.2913		7.40	109.00	57.90	69.00	9003050074000
0.2949	M	7.49	109.00	57.77	69.00	9003050074900
0.2953		7.50	109.00	57.75	69.00	9003050075000
0.2969	19/64	7.54	117.00	63.69	75.00	9003050075400
0.2992		7.60	117.00	63.60	75.00	9003050076000
0.3020	N	7.67	117.00	63.50	75.00	9003050076700
0.3031		7.70	117.00	63.45	75.00	9003050077000
0.3051		7.75	117.00	63.38	75.00	9003050077500
0.3071		7.80	117.00	63.30	75.00	9003050078000
0.3110		7.90	117.00	63.15	75.00	9003050079000
0.3126	5/16	7.94	117.00	63.09	75.00	9003050079400
0.3150		8.00	117.00	63.00	75.00	9003050080000
0.3161	O	8.03	117.00	62.96	75.00	9003050080300
0.3189		8.10	117.00	62.85	75.00	9003050081000
0.3228	P	8.20	117.00	62.70	75.00	9003050082000
0.3248		8.25	117.00	62.63	75.00	9003050082500
0.3268		8.30	117.00	62.55	75.00	9003050083000
0.3280	21/64	8.33	117.00	62.51	75.00	9003050083300
0.3307		8.40	117.00	62.40	75.00	9003050084000
0.3319	Q	8.43	117.00	62.36	75.00	9003050084300
0.3346		8.50	117.00	62.25	75.00	9003050085000
0.3386		8.60	125.00	68.10	81.00	9003050086000
0.3390	R	8.61	125.00	68.09	81.00	9003050086100
0.3425		8.70	125.00	67.95	81.00	9003050087000
0.3437	11/32	8.73	125.00	67.91	81.00	9003050087300
0.3445		8.75	125.00	67.88	81.00	9003050087500
0.3465		8.80	125.00	67.80	81.00	9003050088000
0.3480	S	8.84	125.00	67.74	81.00	9003050088400
0.3504		8.90	125.00	67.65	81.00	9003050089000
0.3543		9.00	125.00	67.50	81.00	9003050090000
0.3579	T	9.09	125.00	67.37	81.00	9003050090900
0.3583		9.10	125.00	67.35	81.00	9003050091000
0.3594	23/64	9.13	125.00	67.31	81.00	9003050091300
0.3622		9.20	125.00	67.20	81.00	9003050092000
0.3642		9.25	125.00	67.13	81.00	9003050092500
0.3661		9.30	125.00	67.05	81.00	9003050093000
0.3677	U	9.34	125.00	66.99	81.00	9003050093400
0.3701		9.40	125.00	66.90	81.00	9003050094000
0.3740		9.50	125.00	66.75	81.00	9003050095000
0.3748	3/8	9.52	133.00	72.72	87.00	9003050095200
0.3772	V	9.58	133.00	72.63	87.00	9003050095800
0.3780		9.60	133.00	72.60	87.00	9003050096000
0.3799		9.65	133.00	72.53	87.00	9003050096500
0.3819		9.70	133.00	72.45	87.00	9003050097000
0.3839		9.75	133.00	72.38	87.00	9003050097500
0.3858	W	9.80	133.00	72.30	87.00	9003050098000
0.3878		9.85	133.00	72.23	87.00	9003050098500
0.3898		9.90	133.00	72.15	87.00	9003050099000
0.3906	25/64	9.92	133.00	72.12	87.00	9003050099200
0.3937		10.00	133.00	72.00	87.00	9003050100000
0.3969	X	10.08	133.00	71.88	87.00	9003050100800
0.3976		10.10	133.00	71.85	87.00	9003050101000
0.4016		10.20	133.00	71.70	87.00	9003050102000
0.4039	Y	10.26	133.00	71.61	87.00	9003050102600
0.4055		10.30	133.00	71.55	87.00	9003050103000
0.4063	13/32	10.32	133.00	71.52	87.00	9003050103200
0.4094		10.40	133.00	71.40	87.00	9003050104000

Jobber length drills

Series no. **305**

Diameter (d_1) inch	wire/ltr	mm	l_1 mm	t_{max} mm	l_2 mm	EDP #
0.4130	Z	10.49	133.00	71.27	87.00	**9003050104900**
0.4134		10.50	133.00	71.25	87.00	**9003050105000**
0.4173		10.60	133.00	71.10	87.00	**9003050106000**
0.4213		10.70	142.00	77.95	94.00	**9003050107000**
0.4220	27/64	10.72	142.00	77.92	94.00	**9003050107200**
0.4232		10.75	142.00	77.88	94.00	**9003050107500**
0.4252		10.80	142.00	77.80	94.00	**9003050108000**
0.4291		10.90	142.00	77.65	94.00	**9003050109000**
0.4331		11.00	142.00	77.50	94.00	**9003050110000**
0.4374	7/16	11.11	142.00	77.34	94.00	**9003050111100**
0.4409		11.20	142.00	77.20	94.00	**9003050112000**
0.4429		11.25	142.00	77.13	94.00	**9003050112500**
0.4449		11.30	142.00	77.05	94.00	**9003050113000**
0.4488		11.40	142.00	76.90	94.00	**9003050114000**
0.4528		11.50	142.00	76.75	94.00	**9003050115000**
0.4531	29/64	11.51	142.00	76.74	94.00	**9003050115100**
0.4567		11.60	142.00	76.60	94.00	**9003050116000**
0.4626		11.75	142.00	76.38	94.00	**9003050117500**
0.4646		11.80	142.00	76.30	94.00	**9003050118000**
0.4685		11.90	151.00	83.15	101.00	**9003050119000**
0.4689	15/32	11.91	151.00	83.14	101.00	**9003050119100**
0.4724		12.00	151.00	83.00	101.00	**9003050120000**
0.4764		12.10	151.00	82.85	101.00	**9003050121000**
0.4803		12.20	151.00	82.70	101.00	**9003050122000**
0.4843	31/64	12.30	151.00	82.55	101.00	**9003050123000**
0.4882		12.40	151.00	82.40	101.00	**9003050124000**
0.4921		12.50	151.00	82.25	101.00	**9003050125000**
0.4961		12.60	151.00	82.10	101.00	**9003050126000**
0.5000	1/2	12.70	151.00	81.95	101.00	**9003050127000**
0.5039		12.80	151.00	81.80	101.00	**9003050128000**
0.5079		12.90	151.00	81.65	101.00	**9003050129000**
0.5118		13.00	151.00	81.50	101.00	**9003050130000**
0.5157	33/64	13.10	151.00	81.35	101.00	**9003050131000**
0.5197		13.20	151.00	81.20	101.00	**9003050132000**

Diameter (d_1) inch	wire/ltr	mm	l_1 mm	t_{max} mm	l_2 mm	EDP #
0.5236		13.30	160.00	88.05	108.00	**9003050133000**
0.5311	17/32	13.49	160.00	87.77	108.00	**9003050134900**
0.5315		13.50	160.00	87.75	108.00	**9003050135000**
0.5354		13.60	160.00	87.60	108.00	**9003050136000**
0.5413		13.75	160.00	87.38	108.00	**9003050137500**
0.5433		13.80	160.00	87.30	108.00	**9003050138000**
0.5469	35/64	13.89	160.00	87.17	108.00	**9003050138900**
0.5512		14.00	160.00	87.00	108.00	**9003050140000**
0.5591		14.20	169.00	92.70	114.00	**9003050142000**
0.5626	9/16	14.29	169.00	92.57	114.00	**9003050142900**
0.5669		14.40	169.00	92.40	114.00	**9003050144000**
0.5709		14.50	169.00	92.25	114.00	**9003050145000**
0.5780	37/64	14.68	169.00	91.98	114.00	**9003050146800**
0.5807		14.75	169.00	91.88	114.00	**9003050147500**
0.5906		15.00	169.00	91.50	114.00	**9003050150000**
0.5945		15.10	178.00	97.35	120.00	**9003050151000**
0.6004		15.25	178.00	97.13	120.00	**9003050152500**
0.6024		15.30	178.00	97.05	120.00	**9003050153000**
0.6094	39/64	15.48	178.00	96.78	120.00	**9003050154800**
0.6102		15.50	178.00	96.75	120.00	**9003050155000**
0.6201		15.75	178.00	96.38	120.00	**9003050157500**
0.6248	5/8	15.87	178.00	96.20	120.00	**9003050158700**
0.6299		16.00	178.00	96.00	120.00	**9003050160000**
0.6496		16.50	184.00	100.25	125.00	**9003050165000**
0.6563	21/32	16.67	184.00	100.00	125.00	**9003050166700**
0.6693		17.00	184.00	99.50	125.00	**9003050170000**
0.6874	11/16	17.46	191.00	103.81	130.00	**9003050174600**
0.6890		17.50	191.00	103.75	130.00	**9003050175000**
0.7087		18.00	191.00	103.00	130.00	**9003050180000**
0.7283		18.50	198.00	107.25	135.00	**9003050185000**
0.7480		19.00	198.00	106.50	135.00	**9003050190000**
0.7677		19.50	205.00	110.75	140.00	**9003050195000**
0.7811	25/32	19.84	205.00	110.24	140.00	**9003050198400**
0.7874		20.00	205.00	110.00	140.00	**9003050200000**

Jobber length drills

Series no. **308**

~5xD	DIN 338	N	118°	h8		Cyl	L
Cutting depth	Standard	Type	Point angle	Tolerance on Ø	Web Thinning	Shank form	Cutting direction

Tool material: **HSCO**

Surface: >Ø 2.36

P	Steel	●
M	Stainless steel	○
K	Cast iron	●
N	Aluminum	○
S	Titanium alloys	
H	Hardened steel	

●=Optimal
○=Limited

web thinning ≥ Ø 2.370 • relieved cone • Co-alloyed high speed steel • increased wear resistance

alloyed and unalloyed steel • castings over 800 N/mm² • hot and cold rolled steels • antifriction bearing steels • high-alloyed steels • heat S treatable and case hardened steels

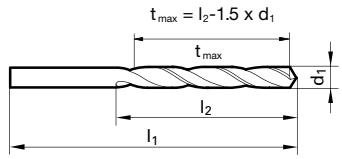

Speeds and feeds information on pg. 510

Shank diameter = cut diameter

Diameter (d_1) inch	wire/ltr	mm	l_1 mm	t_{max} mm	l_2 mm	EDP #
0.0189		0.48	20.00	4.28	5.00	9003080004800
0.0197		0.50	22.00	5.25	6.00	9003080005000
0.0295		0.75	28.00	7.88	9.00	9003080007500
0.0307		0.78	30.00	8.83	10.00	9003080007800
0.0315		0.80	30.00	8.80	10.00	9003080008000
0.0354		0.90	32.00	9.65	11.00	9003080009000
0.0358	#64	0.91	32.00	9.64	11.00	9003080009100
0.0366		0.93	32.00	9.61	11.00	9003080009300
0.0386		0.98	34.00	10.53	12.00	9003080009800
0.0394		1.00	34.00	10.50	12.00	9003080010000
0.0402	#60	1.02	34.00	10.47	12.00	9003080010200
0.0425		1.08	36.00	12.38	14.00	9003080010800
0.0433		1.10	36.00	12.35	14.00	9003080011000
0.0453		1.15	36.00	12.28	14.00	9003080011500
0.0465	#56	1.18	36.00	12.23	14.00	9003080011800
0.0469	3/64	1.19	38.00	14.22	16.00	9003080011900
0.0472		1.20	38.00	14.20	16.00	9003080012000
0.0492		1.25	38.00	14.13	16.00	9003080012500
0.0512		1.30	38.00	14.05	16.00	9003080013000
0.0520	#55	1.32	38.00	14.02	16.00	9003080013200
0.0531		1.35	40.00	15.98	18.00	9003080013500
0.0551	#54	1.40	40.00	15.90	18.00	9003080014000
0.0563		1.43	40.00	15.86	18.00	9003080014300
0.0571		1.45	40.00	15.83	18.00	9003080014500
0.0579		1.47	40.00	15.80	18.00	9003080014700
0.0587		1.49	40.00	15.77	18.00	9003080014900
0.0591		1.50	40.00	15.75	18.00	9003080015000
0.0594	#53	1.51	43.00	17.74	20.00	9003080015100
0.0610		1.55	43.00	17.68	20.00	9003080015500
0.0626	1/16	1.59	43.00	17.62	20.00	9003080015900
0.0630		1.60	43.00	17.60	20.00	9003080016000
0.0661		1.68	43.00	17.48	20.00	9003080016800
0.0669	#51	1.70	43.00	17.45	20.00	9003080017000
0.0677		1.72	46.00	19.42	22.00	9003080017200
0.0689		1.75	46.00	19.38	22.00	9003080017500
0.0701	#50	1.78	46.00	19.33	22.00	9003080017800
0.0709		1.80	46.00	19.30	22.00	9003080018000
0.0728	#49	1.85	46.00	19.23	22.00	9003080018500
0.0748		1.90	46.00	19.15	22.00	9003080019000
0.0760	#48	1.93	49.00	21.11	24.00	9003080019300
0.0768		1.95	49.00	21.08	24.00	9003080019500
0.0780	5/64	1.98	49.00	21.03	24.00	9003080019800
0.0787		2.00	49.00	21.00	24.00	9003080020000
0.0811	#46	2.06	49.00	20.91	24.00	9003080020600

Diameter (d_1) inch	wire/ltr	mm	l_1 mm	t_{max} mm	l_2 mm	EDP #
0.0819	#45	2.08	49.00	20.88	24.00	9003080020800
0.0827		2.10	49.00	20.85	24.00	9003080021000
0.0858	#44	2.18	53.00	23.73	27.00	9003080021800
0.0866		2.20	53.00	23.70	27.00	9003080022000
0.0886		2.25	53.00	23.63	27.00	9003080022500
0.0890	#43	2.26	53.00	23.61	27.00	9003080022600
0.0906		2.30	53.00	23.55	27.00	9003080023000
0.0925		2.35	53.00	23.48	27.00	9003080023500
0.0933	#42	2.37	57.00	26.45	30.00	9003080023700
0.0937	3/32	2.38	57.00	26.43	30.00	9003080023800
0.0945		2.40	57.00	26.40	30.00	9003080024000
0.0980	#40	2.49	57.00	26.27	30.00	9003080024900
0.0984		2.50	57.00	26.25	30.00	9003080025000
0.0996	#39	2.53	57.00	26.21	30.00	9003080025300
0.1024		2.60	57.00	26.10	30.00	9003080026000
0.1039	#37	2.64	57.00	26.04	30.00	9003080026400
0.1063		2.70	61.00	28.95	33.00	9003080027000
0.1083		2.75	61.00	28.88	33.00	9003080027500
0.1094	7/64	2.78	61.00	28.83	33.00	9003080027800
0.1098	#35	2.79	61.00	28.82	33.00	9003080027900
0.1102		2.80	61.00	28.80	33.00	9003080028000
0.1110	#34	2.82	61.00	28.77	33.00	9003080028200
0.1142		2.90	61.00	28.65	33.00	9003080029000
0.1161	#32	2.95	61.00	28.58	33.00	9003080029500
0.1181		3.00	61.00	28.50	33.00	9003080030000
0.1201	#31	3.05	65.00	31.43	36.00	9003080030500
0.1220		3.10	65.00	31.35	36.00	9003080031000
0.1248	1/8	3.17	65.00	31.25	36.00	9003080031700
0.1260		3.20	65.00	31.20	36.00	9003080032000
0.1299		3.30	65.00	31.05	36.00	9003080033000
0.1339		3.40	70.00	33.90	39.00	9003080034000
0.1358	#29	3.45	70.00	33.83	39.00	9003080034500
0.1378		3.50	70.00	33.75	39.00	9003080035000
0.1417		3.60	70.00	33.60	39.00	9003080036000
0.1437		3.65	70.00	33.53	39.00	9003080036500
0.1441	#27	3.66	70.00	33.51	39.00	9003080036600
0.1457		3.70	70.00	33.45	39.00	9003080037000
0.1469	#26	3.73	70.00	33.41	39.00	9003080037300
0.1496	#25	3.80	75.00	37.30	43.00	9003080038000
0.1520	#24	3.86	75.00	37.21	43.00	9003080038600
0.1535		3.90	75.00	37.15	43.00	9003080039000
0.1539	#23	3.91	75.00	37.14	43.00	9003080039100
0.1563	5/32	3.97	75.00	37.05	43.00	9003080039700
0.1571	#22	3.99	75.00	37.02	43.00	9003080039900

Jobber length drills

Series no. 308

Diameter (d_1) inch	wire/ltr	mm	l_1 mm	t_{max} mm	l_2 mm	EDP #
0.1575		4.00	75.00	37.00	43.00	9003080040000
0.1591	#21	4.04	75.00	36.94	43.00	9003080040400
0.1594		4.05	75.00	36.93	43.00	9003080040500
0.1610	#20	4.09	75.00	36.87	43.00	9003080040900
0.1614		4.10	75.00	36.85	43.00	9003080041000
0.1634		4.15	75.00	36.78	43.00	9003080041500
0.1654		4.20	75.00	36.70	43.00	9003080042000
0.1661	#19	4.22	75.00	36.67	43.00	9003080042200
0.1693	#18	4.30	80.00	40.55	47.00	9003080043000
0.1720	11/64	4.37	80.00	40.45	47.00	9003080043700
0.1728	#17	4.39	80.00	40.42	47.00	9003080043900
0.1732		4.40	80.00	40.40	47.00	9003080044000
0.1772	#16	4.50	80.00	40.25	47.00	9003080045000
0.1811		4.60	80.00	40.10	47.00	9003080046000
0.1819	#14	4.62	80.00	40.07	47.00	9003080046200
0.1850	#13	4.70	80.00	39.95	47.00	9003080047000
0.1874	3/16	4.76	86.00	44.86	52.00	9003080047600
0.1890	#12	4.80	86.00	44.80	52.00	9003080048000
0.1929		4.90	86.00	44.65	52.00	9003080049000
0.1961	#9	4.98	86.00	44.53	52.00	9003080049800
0.1969		5.00	86.00	44.50	52.00	9003080050000
0.1992	#8	5.06	86.00	44.41	52.00	9003080050600
0.2008		5.10	86.00	44.35	52.00	9003080051000
0.2012	#7	5.11	86.00	44.34	52.00	9003080051100
0.2031	13/64	5.16	86.00	44.26	52.00	9003080051600
0.2039	#6	5.18	86.00	44.23	52.00	9003080051800
0.2047		5.20	86.00	44.20	52.00	9003080052000
0.2055	#5	5.22	86.00	44.17	52.00	9003080052200
0.2087		5.30	86.00	44.05	52.00	9003080053000
0.2091	#4	5.31	93.00	49.04	57.00	9003080053100
0.2126		5.40	93.00	48.90	57.00	9003080054000
0.2130	#3	5.41	93.00	48.89	57.00	9003080054100
0.2165		5.50	93.00	48.75	57.00	9003080055000
0.2189	7/32	5.56	93.00	48.66	57.00	9003080055600
0.2205		5.60	93.00	48.60	57.00	9003080056000
0.2209	#2	5.61	93.00	48.59	57.00	9003080056100
0.2244		5.70	93.00	48.45	57.00	9003080057000
0.2283		5.80	93.00	48.30	57.00	9003080058000
0.2339	A	5.94	93.00	48.09	57.00	9003080059400
0.2343	15/64	5.95	93.00	48.08	57.00	9003080059500
0.2362		6.00	93.00	48.00	57.00	9003080060000
0.2402		6.10	101.00	53.85	63.00	9003080061000
0.2421	C	6.15	101.00	53.78	63.00	9003080061500
0.2441		6.20	101.00	53.70	63.00	9003080062000
0.2461	D	6.25	101.00	53.63	63.00	9003080062500
0.2480		6.30	101.00	53.55	63.00	9003080063000
0.2500	1/4 E	6.35	101.00	53.48	63.00	9003080063500
0.2559		6.50	101.00	53.25	63.00	9003080065000
0.2598		6.60	101.00	53.10	63.00	9003080066000
0.2638		6.70	101.00	52.95	63.00	9003080067000
0.2657	17/64 H	6.75	109.00	58.88	69.00	9003080067500
0.2677		6.80	109.00	58.80	69.00	9003080068000

Diameter (d_1) inch	wire/ltr	mm	l_1 mm	t_{max} mm	l_2 mm	EDP #
0.2756		7.00	109.00	58.50	69.00	9003080070000
0.2902	L	7.37	109.00	57.95	69.00	9003080073700
0.2913		7.40	109.00	57.90	69.00	9003080074000
0.2953		7.50	109.00	57.75	69.00	9003080075000
0.2969	19/64	7.54	117.00	63.69	75.00	9003080075400
0.2992		7.60	117.00	63.60	75.00	9003080076000
0.3031		7.70	117.00	63.45	75.00	9003080077000
0.3110		7.90	117.00	63.15	75.00	9003080079000
0.3150		8.00	117.00	63.00	75.00	9003080080000
0.3161	O	8.03	117.00	62.96	75.00	9003080080300
0.3189		8.10	117.00	62.85	75.00	9003080081000
0.3228	P	8.20	117.00	62.70	75.00	9003080082000
0.3268		8.30	117.00	62.55	75.00	9003080083000
0.3280	21/64	8.33	117.00	62.51	75.00	9003080083300
0.3346		8.50	117.00	62.25	75.00	9003080085000
0.3386		8.60	125.00	68.10	81.00	9003080086000
0.3390	R	8.61	125.00	68.09	81.00	9003080086100
0.3425		8.70	125.00	67.95	81.00	9003080087000
0.3437	11/32	8.73	125.00	67.91	81.00	9003080087300
0.3465		8.80	125.00	67.80	81.00	9003080088000
0.3480	S	8.84	125.00	67.74	81.00	9003080088400
0.3504		8.90	125.00	67.65	81.00	9003080089000
0.3543		9.00	125.00	67.50	81.00	9003080090000
0.3579	T	9.09	125.00	67.37	81.00	9003080090900
0.3583		9.10	125.00	67.35	81.00	9003080091000
0.3594	23/64	9.13	125.00	67.31	81.00	9003080091300
0.3622		9.20	125.00	67.20	81.00	9003080092000
0.3661		9.30	125.00	67.05	81.00	9003080093000
0.3677	U	9.34	125.00	66.99	81.00	9003080093400
0.3701		9.40	125.00	66.90	81.00	9003080094000
0.3740		9.50	125.00	66.75	81.00	9003080095000
0.3748	3/8	9.52	133.00	72.72	87.00	9003080095200
0.3772	V	9.58	133.00	72.63	87.00	9003080095800
0.3780		9.60	133.00	72.60	87.00	9003080096000
0.3819		9.70	133.00	72.45	87.00	9003080097000
0.3858	W	9.80	133.00	72.30	87.00	9003080098000
0.3898		9.90	133.00	72.15	87.00	9003080099000
0.3906	25/64	9.92	133.00	72.12	87.00	9003080099200
0.3937		10.00	133.00	72.00	87.00	9003080100000
0.4039	Y	10.26	133.00	71.61	87.00	9003080102600
0.4063	13/32	10.32	133.00	71.52	87.00	9003080103200
0.4130	Z	10.49	133.00	71.27	87.00	9003080104900
0.4134		10.50	133.00	71.25	87.00	9003080105000
0.4331		11.00	142.00	77.50	94.00	9003080110000
0.4374	7/16	11.11	142.00	77.34	94.00	9003080111100
0.4528		11.50	142.00	76.75	94.00	9003080115000
0.4531	29/64	11.51	142.00	76.74	94.00	9003080115100
0.4689	15/32	11.91	151.00	83.14	101.00	9003080119100
0.4744		12.05	151.00	82.93	101.00	9003080120500
0.4921		12.50	151.00	82.25	101.00	9003080125000
0.5000	1/2	12.70	151.00	81.95	101.00	9003080127000

Jobber length drills 605

~5xD	DIN 338	Ti	130°	h8		Cyl	R	GUHRING SELECT
Cutting depth	Standard	Type	Point angle	Tolerance on Ø	Web Thinning	Shank form	Cutting direction	

Tool material: HSCO

Surface: ◯

P	Steel	○
M	Stainless steel	●
K	Cast iron	
N	Aluminum	
S	Titanium alloys	●
H	Hardened steel	

●=Optimal
○=Limited

web thinning ≥ Ø 0.970 • relieved cone split point • Co-alloyed high speed steel • increased wear resistance

Titanium and Titanium alloys • stainless/acid-/heat-resistant austenitic steels • high tensile/short chipping steels over 900 N/mm² • Hastelloy, Inconel, Nimonic

$t_{max} = l_2 - 1.5 \times d_1$

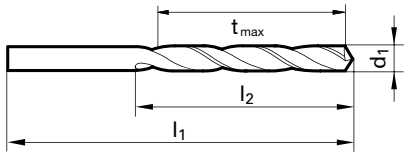

Speeds and feeds information on pg. 530

Shank diameter = cut diameter

Diameter (d_1) inch	wire/ltr	mm	l_1 mm	t_{max} mm	l_2 mm	EDP #
0.0118		0.30	19.00	2.55	3.00	9006050003000
0.0157	1/64	0.40	20.00	4.40	5.00	9006050004000
0.0173		0.44	20.00	4.34	5.00	9006050004400
0.0177		0.45	20.00	4.33	5.00	9006050004500
0.0197		0.50	22.00	5.25	6.00	9006050005000
0.0201	#76	0.51	22.00	5.24	6.00	9006050005100
0.0209	#75	0.53	22.00	5.21	6.00	9006050005300
0.0217		0.55	24.00	6.18	7.00	9006050005500
0.0224	#74	0.57	24.00	6.15	7.00	9006050005700
0.0228		0.58	24.00	6.13	7.00	9006050005800
0.0236		0.60	24.00	6.10	7.00	9006050006000
0.0240	#73	0.61	26.00	7.09	8.00	9006050006100
0.0252	#72	0.64	26.00	7.04	8.00	9006050006400
0.0256		0.65	26.00	7.03	8.00	9006050006500
0.0276		0.70	28.00	7.95	9.00	9006050007000
0.0280	#70	0.71	28.00	7.94	9.00	9006050007100
0.0283		0.72	28.00	7.92	9.00	9006050007200
0.0295		0.75	28.00	7.88	9.00	9006050007500
0.0299		0.76	30.00	8.86	10.00	9006050007600
0.0311	1/32 #68	0.79	30.00	8.82	10.00	9006050007900
0.0315		0.80	30.00	8.80	10.00	9006050008000
0.0319	#67	0.81	30.00	8.79	10.00	9006050008100
0.0323		0.82	30.00	8.77	10.00	9006050008200
0.0327		0.83	30.00	8.76	10.00	9006050008300
0.0331	#66	0.84	30.00	8.74	10.00	9006050008400
0.0335		0.85	30.00	8.73	10.00	9006050008500
0.0339		0.86	32.00	9.71	11.00	9006050008600
0.0343		0.87	32.00	9.70	11.00	9006050008700
0.0346		0.88	32.00	9.68	11.00	9006050008800
0.0350	#65	0.89	32.00	9.67	11.00	9006050008900
0.0354		0.90	32.00	9.65	11.00	9006050009000
0.0358	#64	0.91	32.00	9.64	11.00	9006050009100
0.0362		0.92	32.00	9.62	11.00	9006050009200
0.0370	#63	0.94	32.00	9.59	11.00	9006050009400
0.0374		0.95	32.00	9.58	11.00	9006050009500
0.0386		0.98	34.00	10.53	12.00	9006050009800
0.0390	#61	0.99	34.00	10.52	12.00	9006050009900
0.0394		1.00	34.00	10.50	12.00	9006050010000
0.0402	#60	1.02	34.00	10.47	12.00	9006050010200
0.0409	#59	1.04	34.00	10.44	12.00	9006050010400
0.0413		1.05	34.00	10.43	12.00	9006050010500
0.0421	#58	1.07	36.00	12.40	14.00	9006050010700

Diameter (d_1) inch	wire/ltr	mm	l_1 mm	t_{max} mm	l_2 mm	EDP #
0.0425		1.08	36.00	12.38	14.00	9006050010800
0.0429	#57	1.09	36.00	12.37	14.00	9006050010900
0.0433		1.10	36.00	12.35	14.00	9006050011000
0.0449		1.14	36.00	12.29	14.00	9006050011400
0.0453		1.15	36.00	12.28	14.00	9006050011500
0.0457		1.16	36.00	12.26	14.00	9006050011600
0.0465	#56	1.18	36.00	12.23	14.00	9006050011800
0.0469	3/64	1.19	38.00	14.22	16.00	9006050011900
0.0472		1.20	38.00	14.20	16.00	9006050012000
0.0476		1.21	38.00	14.19	16.00	9006050012100
0.0480		1.22	38.00	14.17	16.00	9006050012200
0.0484		1.23	38.00	14.16	16.00	9006050012300
0.0492		1.25	38.00	14.13	16.00	9006050012500
0.0508		1.29	38.00	14.07	16.00	9006050012900
0.0512		1.30	38.00	14.05	16.00	9006050013000
0.0520	#55	1.32	38.00	14.02	16.00	9006050013200
0.0531		1.35	40.00	15.98	18.00	9006050013500
0.0551	#54	1.40	40.00	15.90	18.00	9006050014000
0.0571		1.45	40.00	15.83	18.00	9006050014500
0.0575		1.46	40.00	15.81	18.00	9006050014600
0.0591		1.50	40.00	15.75	18.00	9006050015000
0.0594	#53	1.51	43.00	17.74	20.00	9006050015100
0.0598		1.52	43.00	17.72	20.00	9006050015200
0.0602		1.53	43.00	17.71	20.00	9006050015300
0.0610		1.55	43.00	17.68	20.00	9006050015500
0.0626	1/16	1.59	43.00	17.62	20.00	9006050015900
0.0630		1.60	43.00	17.60	20.00	9006050016000
0.0634	#52	1.61	43.00	17.59	20.00	9006050016100
0.0638		1.62	43.00	17.57	20.00	9006050016200
0.0650		1.65	43.00	17.53	20.00	9006050016500
0.0661		1.68	43.00	17.48	20.00	9006050016800
0.0669	#51	1.70	43.00	17.45	20.00	9006050017000
0.0681		1.73	46.00	19.41	22.00	9006050017300
0.0689		1.75	46.00	19.38	22.00	9006050017500
0.0701	#50	1.78	46.00	19.33	22.00	9006050017800
0.0709		1.80	46.00	19.30	22.00	9006050018000
0.0717		1.82	46.00	19.27	22.00	9006050018200
0.0728	#49	1.85	46.00	19.23	22.00	9006050018500
0.0748		1.90	46.00	19.15	22.00	9006050019000
0.0760	#48	1.93	49.00	21.11	24.00	9006050019300
0.0768		1.95	49.00	21.08	24.00	9006050019500
0.0776		1.97	49.00	21.05	24.00	9006050019700

Jobber length drills

Series no. 605

Diameter (d_1) inch	wire/ltr	mm	l_1 mm	t_{max} mm	l_2 mm	EDP #
0.0780	5/64	1.98	49.00	21.03	24.00	9006050019800
0.0783	#47	1.99	49.00	21.02	24.00	9006050019900
0.0787		2.00	49.00	21.00	24.00	9006050020000
0.0795		2.02	49.00	20.97	24.00	9006050020200
0.0799		2.03	49.00	20.96	24.00	9006050020300
0.0807		2.05	49.00	20.93	24.00	9006050020500
0.0819	#45	2.08	49.00	20.88	24.00	9006050020800
0.0827		2.10	49.00	20.85	24.00	9006050021000
0.0835		2.12	49.00	20.82	24.00	9006050021200
0.0846		2.15	53.00	23.78	27.00	9006050021500
0.0858	#44	2.18	53.00	23.73	27.00	9006050021800
0.0866		2.20	53.00	23.70	27.00	9006050022000
0.0886		2.25	53.00	23.63	27.00	9006050022500
0.0890	#43	2.26	53.00	23.61	27.00	9006050022600
0.0906		2.30	53.00	23.55	27.00	9006050023000
0.0913		2.32	53.00	23.52	27.00	9006050023200
0.0925		2.35	53.00	23.48	27.00	9006050023500
0.0933	#42	2.37	57.00	26.45	30.00	9006050023700
0.0937	3/32	2.38	57.00	26.43	30.00	9006050023800
0.0945		2.40	57.00	26.40	30.00	9006050024000
0.0965		2.45	57.00	26.33	30.00	9006050024500
0.0980	#40	2.49	57.00	26.27	30.00	9006050024900
0.0984		2.50	57.00	26.25	30.00	9006050025000
0.0996	#39	2.53	57.00	26.21	30.00	9006050025300
0.1004		2.55	57.00	26.18	30.00	9006050025500
0.1024		2.60	57.00	26.10	30.00	9006050026000
0.1043		2.65	57.00	26.03	30.00	9006050026500
0.1063		2.70	61.00	28.95	33.00	9006050027000
0.1067	#36	2.71	61.00	28.94	33.00	9006050027100
0.1083		2.75	61.00	28.88	33.00	9006050027500
0.1094	7/64	2.78	61.00	28.83	33.00	9006050027800
0.1098	#35	2.79	61.00	28.82	33.00	9006050027900
0.1102		2.80	61.00	28.80	33.00	9006050028000
0.1106		2.81	61.00	28.79	33.00	9006050028100
0.1110	#34	2.82	61.00	28.77	33.00	9006050028200
0.1122		2.85	61.00	28.73	33.00	9006050028500
0.1130	#33	2.87	61.00	28.70	33.00	9006050028700
0.1142		2.90	61.00	28.65	33.00	9006050029000
0.1161	#32	2.95	61.00	28.58	33.00	9006050029500
0.1181		3.00	61.00	28.50	33.00	9006050030000
0.1193		3.03	65.00	31.46	36.00	9006050030300
0.1201	#31	3.05	65.00	31.43	36.00	9006050030500
0.1220		3.10	65.00	31.35	36.00	9006050031000
0.1240		3.15	65.00	31.28	36.00	9006050031500
0.1248	1/8	3.17	65.00	31.25	36.00	9006050031700
0.1260		3.20	65.00	31.20	36.00	9006050032000
0.1280		3.25	65.00	31.13	36.00	9006050032500
0.1283	#30	3.26	65.00	31.11	36.00	9006050032600
0.1299		3.30	65.00	31.05	36.00	9006050033000
0.1319		3.35	65.00	30.98	36.00	9006050033500
0.1339		3.40	70.00	33.90	39.00	9006050034000
0.1358	#29	3.45	70.00	33.83	39.00	9006050034500
0.1378		3.50	70.00	33.75	39.00	9006050035000
0.1398		3.55	70.00	33.68	39.00	9006050035500
0.1406	9/64 #28	3.57	70.00	33.65	39.00	9006050035700
0.1417		3.60	70.00	33.60	39.00	9006050036000
0.1437		3.65	70.00	33.53	39.00	9006050036500
0.1457		3.70	70.00	33.45	39.00	9006050037000
0.1476		3.75	70.00	33.38	39.00	9006050037500
0.1496	#25	3.80	75.00	37.30	43.00	9006050038000
0.1535		3.90	75.00	37.15	43.00	9006050039000
0.1555		3.95	75.00	37.08	43.00	9006050039500
0.1563	5/32	3.97	75.00	37.05	43.00	9006050039700
0.1575		4.00	75.00	37.00	43.00	9006050040000
0.1591	#21	4.04	75.00	36.94	43.00	9006050040400
0.1594		4.05	75.00	36.93	43.00	9006050040500

Diameter (d_1) inch	wire/ltr	mm	l_1 mm	t_{max} mm	l_2 mm	EDP #
0.1614		4.10	75.00	36.85	43.00	9006050041000
0.1634		4.15	75.00	36.78	43.00	9006050041500
0.1654		4.20	75.00	36.70	43.00	9006050042000
0.1661	#19	4.22	75.00	36.67	43.00	9006050042200
0.1673		4.25	75.00	36.63	43.00	9006050042500
0.1693	#18	4.30	80.00	40.55	47.00	9006050043000
0.1713		4.35	80.00	40.48	47.00	9006050043500
0.1720	11/64	4.37	80.00	40.45	47.00	9006050043700
0.1732		4.40	80.00	40.40	47.00	9006050044000
0.1772	#16	4.50	80.00	40.25	47.00	9006050045000
0.1799	#15	4.57	80.00	40.15	47.00	9006050045700
0.1811		4.60	80.00	40.10	47.00	9006050046000
0.1850	#13	4.70	80.00	39.95	47.00	9006050047000
0.1870		4.75	80.00	39.88	47.00	9006050047500
0.1874	3/16	4.76	86.00	44.86	52.00	9006050047600
0.1890	#12	4.80	86.00	44.80	52.00	9006050048000
0.1909	#11	4.85	86.00	44.73	52.00	9006050048500
0.1929		4.90	86.00	44.65	52.00	9006050049000
0.1969		5.00	86.00	44.50	52.00	9006050050000
0.1988		5.05	86.00	44.43	52.00	9006050050500
0.2008		5.10	86.00	44.35	52.00	9006050051000
0.2012	#7	5.11	86.00	44.34	52.00	9006050051100
0.2031	13/64	5.16	86.00	44.26	52.00	9006050051600
0.2047		5.20	86.00	44.20	52.00	9006050052000
0.2087		5.30	86.00	44.05	52.00	9006050053000
0.2126		5.40	93.00	48.90	57.00	9006050054000
0.2130	#3	5.41	93.00	48.89	57.00	9006050054100
0.2165		5.50	93.00	48.75	57.00	9006050055000
0.2185		5.55	93.00	48.68	57.00	9006050055500
0.2189	7/32	5.56	93.00	48.66	57.00	9006050055600
0.2209	#2	5.61	93.00	48.59	57.00	9006050056100
0.2244		5.70	93.00	48.45	57.00	9006050057000
0.2264		5.75	93.00	48.38	57.00	9006050057500
0.2283		5.80	93.00	48.30	57.00	9006050058000
0.2323		5.90	93.00	48.15	57.00	9006050059000
0.2343	15/64	5.95	93.00	48.08	57.00	9006050059500
0.2362		6.00	93.00	48.00	57.00	9006050060000
0.2382		6.05	101.00	53.93	63.00	9006050060500
0.2394		6.08	101.00	53.88	63.00	9006050060800
0.2402		6.10	101.00	53.85	63.00	9006050061000
0.2441		6.20	101.00	53.70	63.00	9006050062000
0.2480		6.30	101.00	53.55	63.00	9006050063000
0.2500	1/4 E	6.35	101.00	53.48	63.00	9006050063500
0.2520		6.40	101.00	53.40	63.00	9006050064000
0.2559		6.50	101.00	53.25	63.00	9006050065000
0.2598		6.60	101.00	53.10	63.00	9006050066000
0.2638		6.70	101.00	52.95	63.00	9006050067000
0.2657	17/64 H	6.75	109.00	58.88	69.00	9006050067500
0.2677		6.80	109.00	58.80	69.00	9006050068000
0.2717	I	6.90	109.00	58.65	69.00	9006050069000
0.2756		7.00	109.00	58.50	69.00	9006050070000
0.2795		7.10	109.00	58.35	69.00	9006050071000
0.2811	9/32 K	7.14	109.00	58.29	69.00	9006050071400
0.2835		7.20	109.00	58.20	69.00	9006050072000
0.2874		7.30	109.00	58.05	69.00	9006050073000
0.2913		7.40	109.00	57.90	69.00	9006050074000
0.2953		7.50	109.00	57.75	69.00	9006050075000
0.2969	19/64	7.54	117.00	63.69	75.00	9006050075400
0.2992		7.60	117.00	63.60	75.00	9006050076000
0.3031		7.70	117.00	63.45	75.00	9006050077000
0.3071		7.80	117.00	63.30	75.00	9006050078000
0.3110		7.90	117.00	63.15	75.00	9006050079000
0.3126	5/16	7.94	117.00	63.09	75.00	9006050079400
0.3150		8.00	117.00	63.00	75.00	9006050080000
0.3189		8.10	117.00	62.85	75.00	9006050081000
0.3228	P	8.20	117.00	62.70	75.00	9006050082000

Jobber length drills

Series no. **605**

Diameter (d_1) inch	wire/ltr	mm	l_1 mm	t_{max} mm	l_2 mm	EDP #
0.3268		8.30	117.00	62.55	75.00	**9006050083000**
0.3280	21/64	8.33	117.00	62.51	75.00	**9006050083300**
0.3307		8.40	117.00	62.40	75.00	**9006050084000**
0.3346		8.50	117.00	62.25	75.00	**9006050085000**
0.3386		8.60	125.00	68.10	81.00	**9006050086000**
0.3425		8.70	125.00	67.95	81.00	**9006050087000**
0.3437	11/32	8.73	125.00	67.91	81.00	**9006050087300**
0.3465		8.80	125.00	67.80	81.00	**9006050088000**
0.3504		8.90	125.00	67.65	81.00	**9006050089000**
0.3543		9.00	125.00	67.50	81.00	**9006050090000**
0.3583		9.10	125.00	67.35	81.00	**9006050091000**
0.3594	23/64	9.13	125.00	67.31	81.00	**9006050091300**
0.3622		9.20	125.00	67.20	81.00	**9006050092000**
0.3661		9.30	125.00	67.05	81.00	**9006050093000**
0.3701		9.40	125.00	66.90	81.00	**9006050094000**
0.3740		9.50	125.00	66.75	81.00	**9006050095000**
0.3748	3/8	9.52	133.00	72.72	87.00	**9006050095200**
0.3780		9.60	133.00	72.60	87.00	**9006050096000**
0.3819		9.70	133.00	72.45	87.00	**9006050097000**
0.3858	W	9.80	133.00	72.30	87.00	**9006050098000**
0.3898		9.90	133.00	72.15	87.00	**9006050099000**
0.3906	25/64	9.92	133.00	72.12	87.00	**9006050099200**
0.3937		10.00	133.00	72.00	87.00	**9006050100000**
0.4016		10.20	133.00	71.70	87.00	**9006050102000**
0.4055		10.30	133.00	71.55	87.00	**9006050103000**
0.4063	13/32	10.32	133.00	71.52	87.00	**9006050103200**
0.4134		10.50	133.00	71.25	87.00	**9006050105000**
0.4173		10.60	133.00	71.10	87.00	**9006050106000**
0.4220	27/64	10.72	142.00	77.92	94.00	**9006050107200**

Diameter (d_1) inch	wire/ltr	mm	l_1 mm	t_{max} mm	l_2 mm	EDP #
0.4252		10.80	142.00	77.80	94.00	**9006050108000**
0.4331		11.00	142.00	77.50	94.00	**9006050110000**
0.4374	7/16	11.11	142.00	77.34	94.00	**9006050111100**
0.4449		11.30	142.00	77.05	94.00	**9006050113000**
0.4528		11.50	142.00	76.75	94.00	**9006050115000**
0.4531	29/64	11.51	142.00	76.74	94.00	**9006050115100**
0.4606		11.70	142.00	76.45	94.00	**9006050117000**
0.4689	15/32	11.91	151.00	83.14	101.00	**9006050119100**
0.4724		12.00	151.00	83.00	101.00	**9006050120000**
0.4803		12.20	151.00	82.70	101.00	**9006050122000**
0.4843	31/64	12.30	151.00	82.55	101.00	**9006050123000**
0.4921		12.50	151.00	82.25	101.00	**9006050125000**
0.5000	1/2	12.70	151.00	81.95	101.00	**9006050127000**
0.5118		13.00	151.00	81.50	101.00	**9006050130000**
0.5157	33/64	13.10	151.00	81.35	101.00	**9006050131000**
0.5469	35/64	13.89	160.00	87.17	108.00	**9006050138900**
0.5512		14.00	160.00	87.00	108.00	**9006050140000**
0.5626	9/16	14.29	169.00	92.57	114.00	**9006050142900**
0.5709		14.50	169.00	92.25	114.00	**9006050145000**
0.5780	37/64	14.68	169.00	91.98	114.00	**9006050146800**
0.5906		15.00	169.00	91.50	114.00	**9006050150000**
0.6102		15.50	178.00	96.75	120.00	**9006050155000**
0.6299		16.00	178.00	96.00	120.00	**9006050160000**
0.6496		16.50	184.00	100.25	125.00	**9006050165000**
0.6693		17.00	184.00	99.50	125.00	**9006050170000**
0.6890		17.50	191.00	103.75	130.00	**9006050175000**
0.7087		18.00	191.00	103.00	130.00	**9006050180000**
0.7480		19.00	198.00	106.50	135.00	**9006050190000**

Jobber length drills

Series no. **657**

~5xD	DIN 338	Ti	130°	h8		Cyl	R
Cutting depth	Standard	Type	Point angle	Tolerance on Ø	Web Thinning	Shank form	Cutting direction

Tool material: **HSCO**

Surface: **S**

P	Steel	○
M	Stainless steel	●
K	Cast iron	
N	Aluminum	
S	Titanium alloys	●
H	Hardened steel	

●=Optimal
○=Limited

web thinning ≥ Ø 1.000 • relieved cone split point • Co-alloyed high speed steel • increased wear resistance

Titanium and Titanium alloys • stainless/acid-/heat-resistant austenitic steels • high tensile/short chipping steels over 900 N/mm² • Hastelloy, Inconel, Nimonic

$t_{max} = l_2\text{-}1.5 \times d_1$

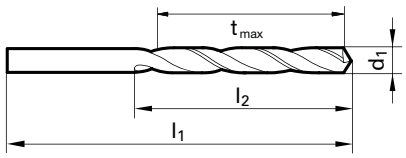

Speeds and feeds information on pg. 536

Shank diameter = cut diameter

Diameter (d_1) inch	wire/ltr	mm	l_1 mm	t_{max} mm	l_2 mm	EDP #
0.0197		0.50	22.00	5.25	6.00	9006570005000
0.0209	#75	0.53	22.00	5.21	6.00	9006570005300
0.0236		0.60	24.00	6.10	7.00	9006570006000
0.0256		0.65	26.00	7.03	8.00	9006570006500
0.0276		0.70	28.00	7.95	9.00	9006570007000
0.0295		0.75	28.00	7.88	9.00	9006570007500
0.0315		0.80	30.00	8.80	10.00	9006570008000
0.0335		0.85	30.00	8.73	10.00	9006570008500
0.0346		0.88	32.00	9.68	11.00	9006570008800
0.0354		0.90	32.00	9.65	11.00	9006570009000
0.0362		0.92	32.00	9.62	11.00	9006570009200
0.0370	#63	0.94	32.00	9.59	11.00	9006570009400
0.0374		0.95	32.00	9.58	11.00	9006570009500
0.0394		1.00	34.00	10.50	12.00	9006570010000
0.0409	#59	1.04	34.00	10.44	12.00	9006570010400
0.0413		1.05	34.00	10.43	12.00	9006570010500
0.0433		1.10	36.00	12.35	14.00	9006570011000
0.0453		1.15	36.00	12.28	14.00	9006570011500
0.0465	#56	1.18	36.00	12.23	14.00	9006570011800
0.0469	3/64	1.19	38.00	14.22	16.00	9006570011900
0.0472		1.20	38.00	14.20	16.00	9006570012000
0.0476		1.21	38.00	14.19	16.00	9006570012100
0.0492		1.25	38.00	14.13	16.00	9006570012500
0.0512		1.30	38.00	14.05	16.00	9006570013000
0.0520	#55	1.32	38.00	14.02	16.00	9006570013200
0.0531		1.35	40.00	15.98	18.00	9006570013500
0.0547		1.39	40.00	15.92	18.00	9006570013900
0.0551	#54	1.40	40.00	15.90	18.00	9006570014000
0.0571		1.45	40.00	15.83	18.00	9006570014500
0.0591		1.50	40.00	15.75	18.00	9006570015000
0.0594	#53	1.51	43.00	17.74	20.00	9006570015100
0.0610		1.55	43.00	17.68	20.00	9006570015500
0.0626	1/16	1.59	43.00	17.62	20.00	9006570015900
0.0630		1.60	43.00	17.60	20.00	9006570016000
0.0634	#52	1.61	43.00	17.59	20.00	9006570016100
0.0650		1.65	43.00	17.53	20.00	9006570016500
0.0669	#51	1.70	43.00	17.45	20.00	9006570017000
0.0689		1.75	46.00	19.38	22.00	9006570017500
0.0701	#50	1.78	46.00	19.33	22.00	9006570017800
0.0709		1.80	46.00	19.30	22.00	9006570018000
0.0728	#49	1.85	46.00	19.23	22.00	9006570018500
0.0748		1.90	46.00	19.15	22.00	9006570019000

Diameter (d_1) inch	wire/ltr	mm	l_1 mm	t_{max} mm	l_2 mm	EDP #
0.0768		1.95	49.00	21.08	24.00	9006570019500
0.0780	5/64	1.98	49.00	21.03	24.00	9006570019800
0.0787		2.00	49.00	21.00	24.00	9006570020000
0.0807		2.05	49.00	20.93	24.00	9006570020500
0.0827		2.10	49.00	20.85	24.00	9006570021000
0.0846		2.15	53.00	23.78	27.00	9006570021500
0.0866		2.20	53.00	23.70	27.00	9006570022000
0.0890	#43	2.26	53.00	23.61	27.00	9006570022600
0.0906		2.30	53.00	23.55	27.00	9006570023000
0.0925		2.35	53.00	23.48	27.00	9006570023500
0.0937	3/32	2.38	57.00	26.43	30.00	9006570023800
0.0945		2.40	57.00	26.40	30.00	9006570024000
0.0961	#41	2.44	57.00	26.34	30.00	9006570024400
0.0984		2.50	57.00	26.25	30.00	9006570025000
0.0996	#39	2.53	57.00	26.21	30.00	9006570025300
0.1004		2.55	57.00	26.18	30.00	9006570025500
0.1024		2.60	57.00	26.10	30.00	9006570026000
0.1063		2.70	61.00	28.95	33.00	9006570027000
0.1094	7/64	2.78	61.00	28.83	33.00	9006570027800
0.1102		2.80	61.00	28.80	33.00	9006570028000
0.1110	#34	2.82	61.00	28.77	33.00	9006570028200
0.1142		2.90	61.00	28.65	33.00	9006570029000
0.1161	#32	2.95	61.00	28.58	33.00	9006570029500
0.1181		3.00	61.00	28.50	33.00	9006570030000
0.1201	#31	3.05	65.00	31.43	36.00	9006570030500
0.1220		3.10	65.00	31.35	36.00	9006570031000
0.1248	1/8	3.17	65.00	31.25	36.00	9006570031700
0.1260		3.20	65.00	31.20	36.00	9006570032000
0.1283	#30	3.26	65.00	31.11	36.00	9006570032600
0.1299		3.30	65.00	31.05	36.00	9006570033000
0.1339		3.40	70.00	33.90	39.00	9006570034000
0.1378		3.50	70.00	33.75	39.00	9006570035000
0.1406	9/64	#28	3.57	70.00	33.65	39.00	9006570035700
0.1417		3.60	70.00	33.60	39.00	9006570036000
0.1457		3.70	70.00	33.45	39.00	9006570037000
0.1496	#25	3.80	75.00	37.30	43.00	9006570038000
0.1535		3.90	75.00	37.15	43.00	9006570039000
0.1563	5/32	3.97	75.00	37.05	43.00	9006570039700
0.1575		4.00	75.00	37.00	43.00	9006570040000
0.1614		4.10	75.00	36.85	43.00	9006570041000
0.1654		4.20	75.00	36.70	43.00	9006570042000
0.1673		4.25	75.00	36.63	43.00	9006570042500

Jobber length drills

Series no. **657**

Diameter (d_1) inch	wire/ltr	mm	l_1 mm	t_{max} mm	l_2 mm	EDP #
0.1693	#18	4.30	80.00	40.55	47.00	**9006570043000**
0.1713		4.35	80.00	40.48	47.00	**9006570043500**
0.1720	11/64	4.37	80.00	40.45	47.00	**9006570043700**
0.1732		4.40	80.00	40.40	47.00	**9006570044000**
0.1772	#16	4.50	80.00	40.25	47.00	**9006570045000**
0.1811		4.60	80.00	40.10	47.00	**9006570046000**
0.1850	#13	4.70	80.00	39.95	47.00	**9006570047000**
0.1874	3/16	4.76	86.00	44.86	52.00	**9006570047600**
0.1890	#12	4.80	86.00	44.80	52.00	**9006570048000**
0.1929		4.90	86.00	44.65	52.00	**9006570049000**
0.1969		5.00	86.00	44.50	52.00	**9006570050000**
0.2008		5.10	86.00	44.35	52.00	**9006570051000**
0.2012	#7	5.11	86.00	44.34	52.00	**9006570051100**
0.2031	13/64	5.16	86.00	44.26	52.00	**9006570051600**
0.2047		5.20	86.00	44.20	52.00	**9006570052000**
0.2087		5.30	86.00	44.05	52.00	**9006570053000**
0.2126		5.40	93.00	48.90	57.00	**9006570054000**
0.2165		5.50	93.00	48.75	57.00	**9006570055000**
0.2189	7/32	5.56	93.00	48.66	57.00	**9006570055600**
0.2205		5.60	93.00	48.60	57.00	**9006570056000**
0.2209	#2	5.61	93.00	48.59	57.00	**9006570056100**
0.2244		5.70	93.00	48.45	57.00	**9006570057000**
0.2283		5.80	93.00	48.30	57.00	**9006570058000**
0.2323		5.90	93.00	48.15	57.00	**9006570059000**
0.2343	15/64	5.95	93.00	48.08	57.00	**9006570059500**
0.2362		6.00	93.00	48.00	57.00	**9006570060000**
0.2402		6.10	101.00	53.85	63.00	**9006570061000**
0.2441		6.20	101.00	53.70	63.00	**9006570062000**
0.2480		6.30	101.00	53.55	63.00	**9006570063000**
0.2500	1/4 E	6.35	101.00	53.48	63.00	**9006570063500**
0.2520		6.40	101.00	53.40	63.00	**9006570064000**
0.2559		6.50	101.00	53.25	63.00	**9006570065000**
0.2598		6.60	101.00	53.10	63.00	**9006570066000**
0.2638		6.70	101.00	52.95	63.00	**9006570067000**
0.2657	17/64 H	6.75	109.00	58.88	69.00	**9006570067500**
0.2677		6.80	109.00	58.80	69.00	**9006570068000**
0.2717	I	6.90	109.00	58.65	69.00	**9006570069000**
0.2756		7.00	109.00	58.50	69.00	**9006570070000**
0.2795		7.10	109.00	58.35	69.00	**9006570071000**
0.2811	9/32 K	7.14	109.00	58.29	69.00	**9006570071400**
0.2835		7.20	109.00	58.20	69.00	**9006570072000**
0.2874		7.30	109.00	58.05	69.00	**9006570073000**
0.2913		7.40	109.00	57.90	69.00	**9006570074000**

Diameter (d_1) inch	wire/ltr	mm	l_1 mm	t_{max} mm	l_2 mm	EDP #
0.2953		7.50	109.00	57.75	69.00	**9006570075000**
0.2969	19/64	7.54	117.00	63.69	75.00	**9006570075400**
0.2992		7.60	117.00	63.60	75.00	**9006570076000**
0.3031		7.70	117.00	63.45	75.00	**9006570077000**
0.3071		7.80	117.00	63.30	75.00	**9006570078000**
0.3110		7.90	117.00	63.15	75.00	**9006570079000**
0.3126	5/16	7.94	117.00	63.09	75.00	**9006570079400**
0.3150		8.00	117.00	63.00	75.00	**9006570080000**
0.3189		8.10	117.00	62.85	75.00	**9006570081000**
0.3228	P	8.20	117.00	62.70	75.00	**9006570082000**
0.3268		8.30	117.00	62.55	75.00	**9006570083000**
0.3307		8.40	117.00	62.40	75.00	**9006570084000**
0.3346		8.50	117.00	62.25	75.00	**9006570085000**
0.3366		8.55	125.00	68.18	81.00	**9006570085500**
0.3386		8.60	125.00	68.10	81.00	**9006570086000**
0.3425		8.70	125.00	67.95	81.00	**9006570087000**
0.3437	11/32	8.73	125.00	67.91	81.00	**9006570087300**
0.3465		8.80	125.00	67.80	81.00	**9006570088000**
0.3504		8.90	125.00	67.65	81.00	**9006570089000**
0.3543		9.00	125.00	67.50	81.00	**9006570090000**
0.3583		9.10	125.00	67.35	81.00	**9006570091000**
0.3594	23/64	9.13	125.00	67.31	81.00	**9006570091300**
0.3622		9.20	125.00	67.20	81.00	**9006570092000**
0.3701		9.40	125.00	66.90	81.00	**9006570094000**
0.3740		9.50	125.00	66.75	81.00	**9006570095000**
0.3748	3/8	9.52	133.00	72.72	87.00	**9006570095200**
0.3780		9.60	133.00	72.60	87.00	**9006570096000**
0.3819		9.70	133.00	72.45	87.00	**9006570097000**
0.3858	W	9.80	133.00	72.30	87.00	**9006570098000**
0.3906	25/64	9.92	133.00	72.12	87.00	**9006570099200**
0.3937		10.00	133.00	72.00	87.00	**9006570100000**
0.4016		10.20	133.00	71.70	87.00	**9006570102000**
0.4063	13/32	10.32	133.00	71.52	87.00	**9006570103200**
0.4134		10.50	133.00	71.25	87.00	**9006570105000**
0.4252		10.80	142.00	77.80	94.00	**9006570108000**
0.4331		11.00	142.00	77.50	94.00	**9006570110000**
0.4374	7/16	11.11	142.00	77.34	94.00	**9006570111100**
0.4409		11.20	142.00	77.20	94.00	**9006570112000**
0.4528		11.50	142.00	76.75	94.00	**9006570115000**
0.4724		12.00	151.00	83.00	101.00	**9006570120000**
0.4921		12.50	151.00	82.25	101.00	**9006570125000**
0.5000	1/2	12.70	151.00	81.95	101.00	**9006570127000**
0.5118		13.00	151.00	81.50	101.00	**9006570130000**

Jobber length drills

Series no. **2458**

~5xD	DIN 338	Ti	130°	h8		Cyl	R
Cutting depth	Standard	Type	Point angle	Tolerance on Ø	Web Thinning	Shank form	Cutting direction

Tool material: **HSCO**

Surface: **F**

P	Steel	○
M	Stainless steel	●
K	Cast iron	
N	Aluminum	
S	Titanium alloys	●
H	Hardened steel	

●=Optimal
○=Limited

web thinning ≥ Ø 1.000 • relieved cone split point • Co-alloyed high speed steel • increased wear resistance

Titanium and Titanium alloys • stainless/acid-/heat-resistant austenitic steels • high tensile/short chipping steels over 900 N/mm² • Hastelloy, Inconel, Nimonic

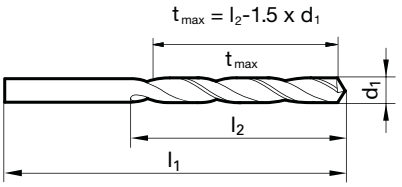

Speeds and feeds information on pg. 555

Shank diameter = cut diameter

Diameter (d_1) inch	wire/ltr	mm	l_1 mm	t_{max} mm	l_2 mm	EDP #
0.0157	1/64	0.40	20.00	4.40	5.00	9024580004000
0.0394		1.00	34.00	10.50	12.00	9024580010000
0.0433		1.10	36.00	12.35	14.00	9024580011000
0.0469	3/64	1.19	38.00	14.22	16.00	9024580011900
0.0472		1.20	38.00	14.20	16.00	9024580012000
0.0512		1.30	38.00	14.05	16.00	9024580013000
0.0551	#54	1.40	40.00	15.90	18.00	9024580014000
0.0591		1.50	40.00	15.75	18.00	9024580015000
0.0598		1.52	43.00	17.72	20.00	9024580015200
0.0602		1.53	43.00	17.71	20.00	9024580015300
0.0626	1/16	1.59	43.00	17.62	20.00	9024580015900
0.0630		1.60	43.00	17.60	20.00	9024580016000
0.0650		1.65	43.00	17.53	20.00	9024580016500
0.0669	#51	1.70	43.00	17.45	20.00	9024580017000
0.0709		1.80	46.00	19.30	22.00	9024580018000
0.0748		1.90	46.00	19.15	22.00	9024580019000
0.0780	5/64	1.98	49.00	21.03	24.00	9024580019800
0.0787		2.00	49.00	21.00	24.00	9024580020000
0.0807		2.05	49.00	20.93	24.00	9024580020500
0.0827		2.10	49.00	20.85	24.00	9024580021000
0.0866		2.20	53.00	23.70	27.00	9024580022000
0.0906		2.30	53.00	23.55	27.00	9024580023000
0.0933	#44	2.37	57.00	26.45	30.00	9024580023700
0.0937	3/32	2.38	57.00	26.43	30.00	9024580023800
0.0945		2.40	57.00	26.40	30.00	9024580024000
0.0984		2.50	57.00	26.25	30.00	9024580025000
0.1024		2.60	57.00	26.10	30.00	9024580026000
0.1063		2.70	61.00	28.95	33.00	9024580027000
0.1083		2.75	61.00	28.88	33.00	9024580027500
0.1094	7/64	2.78	61.00	28.83	33.00	9024580027800
0.1102		2.80	61.00	28.80	33.00	9024580028000
0.1142		2.90	61.00	28.65	33.00	9024580029000
0.1181		3.00	61.00	28.50	33.00	9024580030000
0.1220		3.10	65.00	31.35	36.00	9024580031000
0.1248	1/8	3.17	65.00	31.25	36.00	9024580031700
0.1260		3.20	65.00	31.20	36.00	9024580032000
0.1280		3.25	65.00	31.13	36.00	9024580032500
0.1299		3.30	65.00	31.05	36.00	9024580033000
0.1339		3.40	70.00	33.90	39.00	9024580034000
0.1378		3.50	70.00	33.75	39.00	9024580035000
0.1406	9/64	#28	3.57	70.00	33.65	39.00	9024580035700
0.1417		3.60	70.00	33.60	39.00	9024580036000

Diameter (d_1) inch	wire/ltr		mm	l_1 mm	t_{max} mm	l_2 mm	EDP #
0.1457			3.70	70.00	33.45	39.00	9024580037000
0.1496		#25	3.80	75.00	37.30	43.00	9024580038000
0.1535			3.90	75.00	37.15	43.00	9024580039000
0.1563	5/32		3.97	75.00	37.05	43.00	9024580039700
0.1575			4.00	75.00	37.00	43.00	9024580040000
0.1614			4.10	75.00	36.85	43.00	9024580041000
0.1634			4.15	75.00	36.78	43.00	9024580041500
0.1654			4.20	75.00	36.70	43.00	9024580042000
0.1661			4.22	75.00	36.67	43.00	9024580042200
0.1693		#18	4.30	80.00	40.55	47.00	9024580043000
0.1720	11/64		4.37	80.00	40.45	47.00	9024580043700
0.1732			4.40	80.00	40.40	47.00	9024580044000
0.1772		#16	4.50	80.00	40.25	47.00	9024580045000
0.1811			4.60	80.00	40.10	47.00	9024580046000
0.1850		#13	4.70	80.00	39.95	47.00	9024580047000
0.1874	3/16		4.76	86.00	44.86	52.00	9024580047600
0.1890		#12	4.80	86.00	44.80	52.00	9024580048000
0.1929			4.90	86.00	44.65	52.00	9024580049000
0.1969			5.00	86.00	44.50	52.00	9024580050000
0.1988			5.05	86.00	44.43	52.00	9024580050500
0.2008			5.10	86.00	44.35	52.00	9024580051000
0.2031	13/64		5.16	86.00	44.26	52.00	9024580051600
0.2047			5.20	86.00	44.20	52.00	9024580052000
0.2087			5.30	86.00	44.05	52.00	9024580053000
0.2126			5.40	93.00	48.90	57.00	9024580054000
0.2165			5.50	93.00	48.75	57.00	9024580055000
0.2189	7/32		5.56	93.00	48.66	57.00	9024580055600
0.2205			5.60	93.00	48.60	57.00	9024580056000
0.2244			5.70	93.00	48.45	57.00	9024580057000
0.2283			5.80	93.00	48.30	57.00	9024580058000
0.2323			5.90	93.00	48.15	57.00	9024580059000
0.2343	15/64		5.95	93.00	48.08	57.00	9024580059500
0.2362			6.00	93.00	48.00	57.00	9024580060000
0.2402			6.10	101.00	53.85	63.00	9024580061000
0.2441			6.20	101.00	53.70	63.00	9024580062000
0.2480			6.30	101.00	53.55	63.00	9024580063000
0.2500	1/4	E	6.35	101.00	53.48	63.00	9024580063500
0.2520			6.40	101.00	53.40	63.00	9024580064000
0.2559			6.50	101.00	53.25	63.00	9024580065000
0.2598			6.60	101.00	53.10	63.00	9024580066000
0.2638			6.70	101.00	52.95	63.00	9024580067000
0.2657	17/64	H	6.75	109.00	58.88	69.00	9024580067500

Jobber length drills

Series no. **2458**

Diameter (d_1) inch	wire/ltr	mm	l_1 mm	t_{max} mm	l_2 mm	EDP #
0.2677		6.80	109.00	58.80	69.00	**9024580068000**
0.2717	I	6.90	109.00	58.65	69.00	**9024580069000**
0.2756		7.00	109.00	58.50	69.00	**9024580070000**
0.2795		7.10	109.00	58.35	69.00	**9024580071000**
0.2811	9/32 K	7.14	109.00	58.29	69.00	**9024580071400**
0.2835		7.20	109.00	58.20	69.00	**9024580072000**
0.2874		7.30	109.00	58.05	69.00	**9024580073000**
0.2913		7.40	109.00	57.90	69.00	**9024580074000**
0.2953		7.50	109.00	57.75	69.00	**9024580075000**
0.2969	19/64	7.54	117.00	63.69	75.00	**9024580075400**
0.2992		7.60	117.00	63.60	75.00	**9024580076000**
0.3031		7.70	117.00	63.45	75.00	**9024580077000**
0.3071		7.80	117.00	63.30	75.00	**9024580078000**
0.3110		7.90	117.00	63.15	75.00	**9024580079000**
0.3126	5/16	7.94	117.00	63.09	75.00	**9024580079400**
0.3150		8.00	117.00	63.00	75.00	**9024580080000**
0.3189		8.10	117.00	62.85	75.00	**9024580081000**
0.3228	P	8.20	117.00	62.70	75.00	**9024580082000**
0.3268		8.30	117.00	62.55	75.00	**9024580083000**
0.3280	21/64	8.33	117.00	62.51	75.00	**9024580083300**
0.3307		8.40	117.00	62.40	75.00	**9024580084000**
0.3346		8.50	117.00	62.25	75.00	**9024580085000**
0.3386		8.60	125.00	68.10	81.00	**9024580086000**
0.3425		8.70	125.00	67.95	81.00	**9024580087000**
0.3437	11/32	8.73	125.00	67.91	81.00	**9024580087300**
0.3465		8.80	125.00	67.80	81.00	**9024580088000**
0.3504		8.90	125.00	67.65	81.00	**9024580089000**
0.3543		9.00	125.00	67.50	81.00	**9024580090000**
0.3583		9.10	125.00	67.35	81.00	**9024580091000**
0.3594	23/64	9.13	125.00	67.31	81.00	**9024580091300**
0.3622		9.20	125.00	67.20	81.00	**9024580092000**
0.3661		9.30	125.00	67.05	81.00	**9024580093000**
0.3701		9.40	125.00	66.90	81.00	**9024580094000**

Diameter (d_1) inch	wire/ltr	mm	l_1 mm	t_{max} mm	l_2 mm	EDP #
0.3740		9.50	125.00	66.75	81.00	**9024580095000**
0.3748	3/8	9.52	133.00	72.72	87.00	**9024580095200**
0.3780		9.60	133.00	72.60	87.00	**9024580096000**
0.3819		9.70	133.00	72.45	87.00	**9024580097000**
0.3858	W	9.80	133.00	72.30	87.00	**9024580098000**
0.3898		9.90	133.00	72.15	87.00	**9024580099000**
0.3906	25/64	9.92	133.00	72.12	87.00	**9024580099200**
0.3937		10.00	133.00	72.00	87.00	**9024580100000**
0.3976		10.10	133.00	71.85	87.00	**9024580101000**
0.4016		10.20	133.00	71.70	87.00	**9024580102000**
0.4055		10.30	133.00	71.55	87.00	**9024580103000**
0.4063	13/32	10.32	133.00	71.52	87.00	**9024580103200**
0.4094		10.40	133.00	71.40	87.00	**9024580104000**
0.4134		10.50	133.00	71.25	87.00	**9024580105000**
0.4220	27/64	10.72	142.00	77.92	94.00	**9024580107200**
0.4252		10.80	142.00	77.80	94.00	**9024580108000**
0.4331		11.00	142.00	77.50	94.00	**9024580110000**
0.4374	7/16	11.11	142.00	77.34	94.00	**9024580111100**
0.4409		11.20	142.00	77.20	94.00	**9024580112000**
0.4528		11.50	142.00	76.75	94.00	**9024580115000**
0.4531	29/64	11.51	142.00	76.74	94.00	**9024580115100**
0.4689	15/32	11.91	151.00	83.14	101.00	**9024580119100**
0.4724		12.00	151.00	83.00	101.00	**9024580120000**
0.4843	31/64	12.30	151.00	82.55	101.00	**9024580123000**
0.4921		12.50	151.00	82.25	101.00	**9024580125000**
0.5000	1/2	12.70	151.00	81.95	101.00	**9024580127000**
0.5118		13.00	151.00	81.50	101.00	**9024580130000**
0.5157	33/64	13.10	151.00	81.35	101.00	**9024580131000**
0.5311	17/32	13.49	160.00	87.77	108.00	**9024580134900**
0.5512		14.00	160.00	87.00	108.00	**9024580140000**
0.5626	9/16	14.29	169.00	92.57	114.00	**9024580142900**
0.5709		14.50	169.00	92.25	114.00	**9024580145000**
0.5906		15.00	169.00	91.50	114.00	**9024580150000**

Jobber length drills

Series no. **1131**

~5xD	GT 80 IK	WN	130°	h8			HE	R
Cutting depth	Type	Guhring Std.	Point angle	Tolerance on Ø	Web Thinning	Internal coolant	Shank form	Cutting direction

Tool material **HSCO**

Surface ◯

P	Steel	●
M	Stainless steel	●
K	Cast iron	●
N	Aluminum	●
S	Titanium alloys	●
H	Hardened steel	○

●=Optimal
○=Limited

web thinning ≥ Ø 5.000 • relieved cone • Co-alloyed high speed steel

long chipping materials up to 1000 N/mm² • stainless steels • cast materials • non-ferrous metals

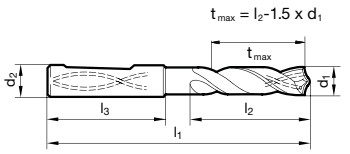

Speeds and feeds information on pg. 548

Jobber Length

Diameter (d1) inch	wire/ltr	mm	d2 mm	l1 mm	t_{max} mm	l2 mm	EDP #
0.1969		5.00	6.00	82.00	36.50	44.00	**9011310050000**
0.2165		5.50	6.00	82.00	35.75	44.00	**9011310055000**
0.2362		6.00	6.00	82.00	35.00	44.00	**9011310060000**
0.2500	1/4 E	6.35	8.00	91.00	43.48	53.00	**9011310063500**
0.2559		6.50	8.00	91.00	43.25	53.00	**9011310065000**
0.2677		6.80	8.00	91.00	42.80	53.00	**9011310068000**
0.2756		7.00	8.00	91.00	42.50	53.00	**9011310070000**
0.2811	9/32 K	7.14	8.00	91.00	42.29	53.00	**9011310071400**
0.2953		7.50	8.00	91.00	41.75	53.00	**9011310075000**
0.3071		7.80	8.00	91.00	41.30	53.00	**9011310078000**
0.3126	5/16	7.94	8.00	91.00	41.09	53.00	**9011310079400**
0.3150		8.00	8.00	91.00	41.00	53.00	**9011310080000**
0.3346		8.50	10.00	103.00	48.25	61.00	**9011310085000**
0.3437	11/32	8.73	10.00	103.00	47.91	61.00	**9011310087300**
0.3543		9.00	10.00	103.00	47.50	61.00	**9011310090000**
0.3740		9.50	10.00	103.00	46.75	61.00	**9011310095000**
0.3748	3/8	9.52	10.00	103.00	46.72	61.00	**9011310095200**
0.3937		10.00	10.00	103.00	46.00	61.00	**9011310100000**
0.4016		10.20	12.00	118.00	55.70	71.00	**9011310102000**
0.4063	13/32	10.32	12.00	118.00	55.52	71.00	**9011310103200**
0.4134		10.50	12.00	118.00	55.25	71.00	**9011310105000**
0.4331		11.00	12.00	118.00	54.50	71.00	**9011310110000**
0.4374	7/16	11.11	12.00	118.00	54.34	71.00	**9011310111100**
0.4528		11.50	12.00	118.00	53.75	71.00	**9011310115000**

Diameter (d1) inch	wire/ltr	mm	d2 mm	l1 mm	t_{max} mm	l2 mm	EDP #
0.4689	15/32	11.91	12.00	118.00	53.14	71.00	**9011310119100**
0.4724		12.00	12.00	118.00	53.00	71.00	**9011310120000**
0.4921		12.50	14.00	124.00	58.25	77.00	**9011310125000**
0.5000	1/2	12.70	14.00	124.00	57.95	77.00	**9011310127000**
0.5118		13.00	14.00	124.00	57.50	77.00	**9011310130000**
0.5311	17/32	13.49	14.00	124.00	56.77	77.00	**9011310134900**
0.5315		13.50	14.00	124.00	56.75	77.00	**9011310135000**
0.5512		14.00	14.00	124.00	56.00	77.00	**9011310140000**
0.5626	9/16	14.29	16.00	133.00	61.57	83.00	**9011310142900**
0.5709		14.50	16.00	133.00	61.25	83.00	**9011310145000**
0.5906		15.00	16.00	133.00	60.50	83.00	**9011310150000**
0.5937	19/32	15.08	16.00	133.00	60.38	83.00	**9011310150800**
0.6102		15.50	16.00	133.00	59.75	83.00	**9011310155000**
0.6248	5/8	15.87	16.00	133.00	59.20	83.00	**9011310158700**
0.6299		16.00	16.00	133.00	59.00	83.00	**9011310160000**
0.6496		16.50	18.00	143.00	68.25	93.00	**9011310165000**
0.6693		17.00	18.00	143.00	67.50	93.00	**9011310170000**
0.6890		17.50	18.00	143.00	66.75	93.00	**9011310175000**
0.7087		18.00	18.00	143.00	66.00	93.00	**9011310180000**
0.7283		18.50	20.00	153.00	73.25	101.00	**9011310185000**
0.7480		19.00	20.00	153.00	72.50	101.00	**9011310190000**
0.7677		19.50	20.00	153.00	71.75	101.00	**9011310195000**
0.7874		20.00	20.00	153.00	71.00	101.00	**9011310200000**

Jobber length drills

Series no. **1132**

~5xD	GT 80 IK	WN	130°	h8			HE	R
Cutting depth	Type	Guhring Std.	Point angle	Tolerance on Ø	Web Thinning	Internal coolant	Shank form	Cutting direction

Tool material **HSCO**

Surface **S**

P	Steel	●
M	Stainless steel	●
K	Cast iron	●
N	Aluminum	●
S	Titanium alloys	●
H	Hardened steel	○

●=Optimal
○=Limited

web thinning ≥ Ø 5.000 • relieved cone • Co-alloyed high speed steel • increased wear resistance

long chipping materials up to 1000 N/mm² • stainless steels • cast materials • non-ferrous metals

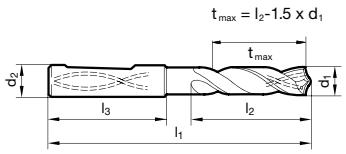

Speeds and feeds information on pg. 548

Diameter (d1) inch	wire/ltr	mm	d2 mm	l1 mm	t_{max} mm	l2 mm	EDP #
0.1969		5.00	6.00	82.00	36.50	44.00	**9011320050000**
0.2165		5.50	6.00	82.00	35.75	44.00	**9011320055000**
0.2362		6.00	6.00	82.00	35.00	44.00	**9011320060000**
0.2500	1/4 E	6.35	8.00	91.00	43.48	53.00	**9011320063500**
0.2559		6.50	8.00	91.00	43.25	53.00	**9011320065000**
0.2677		6.80	8.00	91.00	42.80	53.00	**9011320068000**
0.2756		7.00	8.00	91.00	42.50	53.00	**9011320070000**
0.2811	9/32 K	7.14	8.00	91.00	42.29	53.00	**9011320071400**
0.2953		7.50	8.00	91.00	41.75	53.00	**9011320075000**
0.3071		7.80	8.00	91.00	41.30	53.00	**9011320078000**
0.3126	5/16	7.94	8.00	91.00	41.09	53.00	**9011320079400**
0.3150		8.00	8.00	91.00	41.00	53.00	**9011320080000**
0.3346		8.50	10.00	103.00	48.25	61.00	**9011320085000**
0.3437	11/32	8.73	10.00	103.00	47.91	61.00	**9011320087300**
0.3543		9.00	10.00	103.00	47.50	61.00	**9011320090000**
0.3740		9.50	10.00	103.00	46.75	61.00	**9011320095000**
0.3748	3/8	9.52	10.00	103.00	46.72	61.00	**9011320095200**
0.3937		10.00	10.00	103.00	46.00	61.00	**9011320100000**
0.4016		10.20	12.00	118.00	55.70	71.00	**9011320102000**
0.4063	13/32	10.32	12.00	118.00	55.52	71.00	**9011320103200**
0.4134		10.50	12.00	118.00	55.25	71.00	**9011320105000**
0.4331		11.00	12.00	118.00	54.50	71.00	**9011320110000**
0.4374	7/16	11.11	12.00	118.00	54.34	71.00	**9011320111100**
0.4528		11.50	12.00	118.00	53.75	71.00	**9011320115000**

Diameter (d1) inch	wire/ltr	mm	d2 mm	l1 mm	t_{max} mm	l2 mm	EDP #
0.4689	15/32	11.91	12.00	118.00	53.14	71.00	**9011320119100**
0.4724		12.00	12.00	118.00	53.00	71.00	**9011320120000**
0.4921		12.50	14.00	124.00	58.25	77.00	**9011320125000**
0.5000	1/2	12.70	14.00	124.00	57.95	77.00	**9011320127000**
0.5118		13.00	14.00	124.00	57.50	77.00	**9011320130000**
0.5311	17/32	13.49	14.00	124.00	56.77	77.00	**9011320134900**
0.5315		13.50	14.00	124.00	56.75	77.00	**9011320135000**
0.5512		14.00	14.00	124.00	56.00	77.00	**9011320140000**
0.5626	9/16	14.29	16.00	133.00	61.57	83.00	**9011320142900**
0.5709		14.50	16.00	133.00	61.25	83.00	**9011320145000**
0.5906		15.00	16.00	133.00	60.50	83.00	**9011320150000**
0.5937	19/32	15.08	16.00	133.00	60.38	83.00	**9011320150800**
0.6102		15.50	16.00	133.00	59.75	83.00	**9011320155000**
0.6248	5/8	15.87	16.00	133.00	59.20	83.00	**9011320158700**
0.6299		16.00	16.00	133.00	59.00	83.00	**9011320160000**
0.6496		16.50	18.00	143.00	68.25	93.00	**9011320165000**
0.6693		17.00	18.00	143.00	67.50	93.00	**9011320170000**
0.6890		17.50	18.00	143.00	66.75	93.00	**9011320175000**
0.7087		18.00	18.00	143.00	66.00	93.00	**9011320180000**
0.7283		18.50	20.00	153.00	73.25	101.00	**9011320185000**
0.7480		19.00	20.00	153.00	72.50	101.00	**9011320190000**
0.7677		19.50	20.00	153.00	71.75	101.00	**9011320195000**
0.7874		20.00	20.00	153.00	71.00	101.00	**9011320200000**

Jobber length drills

Series no. **622**

~5xD	DIN 338	GT 100	130°	h8		Cyl	R
Cutting depth	Standard	Type	Point angle	Tolerance on Ø	Web Thinning	Shank form	Cutting direction

Tool material: **HSCO**

Surface: >Ø 2.36

P	Steel	●
M	Stainless steel	○
K	Cast iron	●
N	Aluminum	●
S	Titanium alloys	
H	Hardened steel	

●=Optimal
○=Limited

web thinning ≥ Ø 1.000 • relieved cone • Co-alloyed high speed steel • wide flutes • increased wear resistance • especially for drilling depths > 3xD

alloyed/unalloyed steel • cast materials over 800 N/mm² • hot and cold rolled steels • antifriction bearing steels • high-alloyed steels • heat treatable and case hardened steels

$t_{max} = l_2\text{-}1.5 \times d_1$

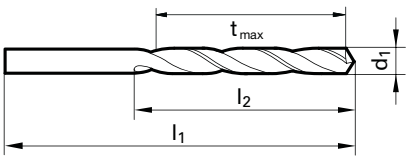

Speeds and feeds information on pg. 534

Shank diameter = cut diameter

Diameter (d_1) inch	wire/ltr	mm	l_1 mm	t_{max} mm	l_2 mm	EDP #
0.0394		1.00	34.00	10.50	12.00	9006220010000
0.0402	#60	1.02	34.00	10.47	12.00	9006220010200
0.0409	#59	1.04	34.00	10.44	12.00	9006220010400
0.0413		1.05	34.00	10.43	12.00	9006220010500
0.0421	#58	1.07	36.00	12.40	14.00	9006220010700
0.0429	#57	1.09	36.00	12.37	14.00	9006220010900
0.0433		1.10	36.00	12.35	14.00	9006220011000
0.0453		1.15	36.00	12.28	14.00	9006220011500
0.0465	#56	1.18	36.00	12.23	14.00	9006220011800
0.0469	3/64	1.19	38.00	14.22	16.00	9006220011900
0.0472		1.20	38.00	14.20	16.00	9006220012000
0.0492		1.25	38.00	14.13	16.00	9006220012500
0.0500		1.27	38.00	14.10	16.00	9006220012700
0.0512		1.30	38.00	14.05	16.00	9006220013000
0.0520	#55	1.32	38.00	14.02	16.00	9006220013200
0.0531		1.35	40.00	15.98	18.00	9006220013500
0.0551	#54	1.40	40.00	15.90	18.00	9006220014000
0.0563		1.43	40.00	15.86	18.00	9006220014300
0.0571		1.45	40.00	15.83	18.00	9006220014500
0.0591		1.50	40.00	15.75	18.00	9006220015000
0.0594	#53	1.51	43.00	17.74	20.00	9006220015100
0.0610		1.55	43.00	17.68	20.00	9006220015500
0.0626	1/16	1.59	43.00	17.62	20.00	9006220015900
0.0630		1.60	43.00	17.60	20.00	9006220016000
0.0634	#52	1.61	43.00	17.59	20.00	9006220016100
0.0650		1.65	43.00	17.53	20.00	9006220016500
0.0669	#51	1.70	43.00	17.45	20.00	9006220017000
0.0701	#50	1.78	46.00	19.33	22.00	9006220017800
0.0709		1.80	46.00	19.30	22.00	9006220018000
0.0728	#49	1.85	46.00	19.23	22.00	9006220018500
0.0748		1.90	46.00	19.15	22.00	9006220019000
0.0756		1.92	49.00	21.12	24.00	9006220019200
0.0760	#48	1.93	49.00	21.11	24.00	9006220019300
0.0768		1.95	49.00	21.08	24.00	9006220019500
0.0780	5/64	1.98	49.00	21.03	24.00	9006220019800
0.0783	#47	1.99	49.00	21.02	24.00	9006220019900
0.0787		2.00	49.00	21.00	24.00	9006220020000
0.0807		2.05	49.00	20.93	24.00	9006220020500
0.0811	#46	2.06	49.00	20.91	24.00	9006220020600
0.0819	#45	2.08	49.00	20.88	24.00	9006220020800
0.0827		2.10	49.00	20.85	24.00	9006220021000
0.0846		2.15	53.00	23.78	27.00	9006220021500

Diameter (d_1) inch	wire/ltr	mm	l_1 mm	t_{max} mm	l_2 mm	EDP #
0.0858	#44	2.18	53.00	23.73	27.00	9006220021800
0.0866		2.20	53.00	23.70	27.00	9006220022000
0.0886		2.25	53.00	23.63	27.00	9006220022500
0.0890	#43	2.26	53.00	23.61	27.00	9006220022600
0.0906		2.30	53.00	23.55	27.00	9006220023000
0.0925		2.35	53.00	23.48	27.00	9006220023500
0.0933	#42	2.37	57.00	26.45	30.00	9006220023700
0.0937	3/32	2.38	57.00	26.43	30.00	9006220023800
0.0945		2.40	57.00	26.40	30.00	9006220024000
0.0953		2.42	57.00	26.37	30.00	9006220024200
0.0961	#41	2.44	57.00	26.34	30.00	9006220024400
0.0965		2.45	57.00	26.33	30.00	9006220024500
0.0980	#40	2.49	57.00	26.27	30.00	9006220024900
0.0984		2.50	57.00	26.25	30.00	9006220025000
0.0996	#39	2.53	57.00	26.21	30.00	9006220025300
0.1004		2.55	57.00	26.18	30.00	9006220025500
0.1016	#38	2.58	57.00	26.13	30.00	9006220025800
0.1024		2.60	57.00	26.10	30.00	9006220026000
0.1039	#37	2.64	57.00	26.04	30.00	9006220026400
0.1043		2.65	57.00	26.03	30.00	9006220026500
0.1063		2.70	61.00	28.95	33.00	9006220027000
0.1067	#36	2.71	61.00	28.94	33.00	9006220027100
0.1083		2.75	61.00	28.88	33.00	9006220027500
0.1094	7/64	2.78	61.00	28.83	33.00	9006220027800
0.1098	#35	2.79	61.00	28.82	33.00	9006220027900
0.1102		2.80	61.00	28.80	33.00	9006220028000
0.1110	#34	2.82	61.00	28.77	33.00	9006220028200
0.1122		2.85	61.00	28.73	33.00	9006220028500
0.1130	#33	2.87	61.00	28.70	33.00	9006220028700
0.1142		2.90	61.00	28.65	33.00	9006220029000
0.1161	#32	2.95	61.00	28.58	33.00	9006220029500
0.1181		3.00	61.00	28.50	33.00	9006220030000
0.1201	#31	3.05	65.00	31.43	36.00	9006220030500
0.1220		3.10	65.00	31.35	36.00	9006220031000
0.1248	1/8	3.17	65.00	31.25	36.00	9006220031700
0.1260		3.20	65.00	31.20	36.00	9006220032000
0.1280		3.25	65.00	31.13	36.00	9006220032500
0.1283	#30	3.26	65.00	31.11	36.00	9006220032600
0.1299		3.30	65.00	31.05	36.00	9006220033000
0.1339		3.40	70.00	33.90	39.00	9006220034000
0.1358	#29	3.45	70.00	33.83	39.00	9006220034500
0.1378		3.50	70.00	33.75	39.00	9006220035000

Jobber length drills

Series no. 622

Diameter (d_1) inch	wire/ltr		mm	l_1 mm	t_{max} mm	l_2 mm	EDP #
0.1406	9/64	#28	3.57	70.00	33.65	39.00	9006220035700
0.1417			3.60	70.00	33.60	39.00	9006220036000
0.1441		#27	3.66	70.00	33.51	39.00	9006220036600
0.1457			3.70	70.00	33.45	39.00	9006220037000
0.1469		#26	3.73	70.00	33.41	39.00	9006220037300
0.1496		#25	3.80	75.00	37.30	43.00	9006220038000
0.1520		#24	3.86	75.00	37.21	43.00	9006220038600
0.1535			3.90	75.00	37.15	43.00	9006220039000
0.1539		#23	3.91	75.00	37.14	43.00	9006220039100
0.1563	5/32		3.97	75.00	37.05	43.00	9006220039700
0.1571		#22	3.99	75.00	37.02	43.00	9006220039900
0.1575			4.00	75.00	37.00	43.00	9006220040000
0.1591		#21	4.04	75.00	36.94	43.00	9006220040400
0.1610		#20	4.09	75.00	36.87	43.00	9006220040900
0.1614			4.10	75.00	36.85	43.00	9006220041000
0.1634			4.15	75.00	36.78	43.00	9006220041500
0.1654			4.20	75.00	36.70	43.00	9006220042000
0.1661		#19	4.22	75.00	36.67	43.00	9006220042200
0.1673			4.25	75.00	36.63	43.00	9006220042500
0.1693		#18	4.30	80.00	40.55	47.00	9006220043000
0.1720	11/64		4.37	80.00	40.45	47.00	9006220043700
0.1728		#17	4.39	80.00	40.42	47.00	9006220043900
0.1732			4.40	80.00	40.40	47.00	9006220044000
0.1772		#16	4.50	80.00	40.25	47.00	9006220045000
0.1791			4.55	80.00	40.18	47.00	9006220045500
0.1799		#15	4.57	80.00	40.15	47.00	9006220045700
0.1811			4.60	80.00	40.10	47.00	9006220046000
0.1819		#14	4.62	80.00	40.07	47.00	9006220046200
0.1850		#13	4.70	80.00	39.95	47.00	9006220047000
0.1870			4.75	80.00	39.88	47.00	9006220047500
0.1874	3/16		4.76	86.00	44.86	52.00	9006220047600
0.1890		#12	4.80	86.00	44.80	52.00	9006220048000
0.1909		#11	4.85	86.00	44.73	52.00	9006220048500
0.1929			4.90	86.00	44.65	52.00	9006220049000
0.1937		#10	4.92	86.00	44.62	52.00	9006220049200
0.1961		#9	4.98	86.00	44.53	52.00	9006220049800
0.1969			5.00	86.00	44.50	52.00	9006220050000
0.1992		#8	5.06	86.00	44.41	52.00	9006220050600
0.2008			5.10	86.00	44.35	52.00	9006220051000
0.2012		#7	5.11	86.00	44.34	52.00	9006220051100
0.2031	13/64		5.16	86.00	44.26	52.00	9006220051600
0.2039		#6	5.18	86.00	44.23	52.00	9006220051800
0.2047			5.20	86.00	44.20	52.00	9006220052000
0.2055		#5	5.22	86.00	44.17	52.00	9006220052200
0.2067			5.25	86.00	44.13	52.00	9006220052500
0.2087			5.30	86.00	44.05	52.00	9006220053000
0.2091		#4	5.31	93.00	49.04	57.00	9006220053100
0.2126			5.40	93.00	48.90	57.00	9006220054000
0.2130		#3	5.41	93.00	48.89	57.00	9006220054100
0.2165			5.50	93.00	48.75	57.00	9006220055000
0.2189	7/32		5.56	93.00	48.66	57.00	9006220055600
0.2205			5.60	93.00	48.60	57.00	9006220056000
0.2209		#2	5.61	93.00	48.59	57.00	9006220056100
0.2244			5.70	93.00	48.45	57.00	9006220057000
0.2264			5.75	93.00	48.38	57.00	9006220057500
0.2280		#1	5.79	93.00	48.32	57.00	9006220057900
0.2283			5.80	93.00	48.30	57.00	9006220058000
0.2323			5.90	93.00	48.15	57.00	9006220059000
0.2339		A	5.94	93.00	48.09	57.00	9006220059400
0.2343	15/64		5.95	93.00	48.08	57.00	9006220059500
0.2362			6.00	93.00	48.00	57.00	9006220060000
0.2378		B	6.04	101.00	53.94	63.00	9006220060400
0.2382			6.05	101.00	53.93	63.00	9006220060500
0.2402			6.10	101.00	53.85	63.00	9006220061000
0.2421		C	6.15	101.00	53.78	63.00	9006220061500
0.2441			6.20	101.00	53.70	63.00	9006220062000

Diameter (d_1) inch	wire/ltr		mm	l_1 mm	t_{max} mm	l_2 mm	EDP #
0.2461		D	6.25	101.00	53.63	63.00	9006220062500
0.2480			6.30	101.00	53.55	63.00	9006220063000
0.2500	1/4	E	6.35	101.00	53.48	63.00	9006220063500
0.2520			6.40	101.00	53.40	63.00	9006220064000
0.2559			6.50	101.00	53.25	63.00	9006220065000
0.2571		F	6.53	101.00	53.21	63.00	9006220065300
0.2598			6.60	101.00	53.10	63.00	9006220066000
0.2610		G	6.63	101.00	53.06	63.00	9006220066300
0.2638			6.70	101.00	52.95	63.00	9006220067000
0.2657	17/64	H	6.75	109.00	58.88	69.00	9006220067500
0.2677			6.80	109.00	58.80	69.00	9006220068000
0.2717		I	6.90	109.00	58.65	69.00	9006220069000
0.2756			7.00	109.00	58.50	69.00	9006220070000
0.2768		J	7.03	109.00	58.46	69.00	9006220070300
0.2795			7.10	109.00	58.35	69.00	9006220071000
0.2811	9/32	K	7.14	109.00	58.29	69.00	9006220071400
0.2835			7.20	109.00	58.20	69.00	9006220072000
0.2874			7.30	109.00	58.05	69.00	9006220073000
0.2902		L	7.37	109.00	57.95	69.00	9006220073700
0.2913			7.40	109.00	57.90	69.00	9006220074000
0.2949		M	7.49	109.00	57.77	69.00	9006220074900
0.2953			7.50	109.00	57.75	69.00	9006220075000
0.2969	19/64		7.54	117.00	63.69	75.00	9006220075400
0.2992			7.60	117.00	63.60	75.00	9006220076000
0.3020		N	7.67	117.00	63.50	75.00	9006220076700
0.3031			7.70	117.00	63.45	75.00	9006220077000
0.3051			7.75	117.00	63.38	75.00	9006220077500
0.3071			7.80	117.00	63.30	75.00	9006220078000
0.3110			7.90	117.00	63.15	75.00	9006220079000
0.3126	5/16		7.94	117.00	63.09	75.00	9006220079400
0.3150			8.00	117.00	63.00	75.00	9006220080000
0.3161		O	8.03	117.00	62.96	75.00	9006220080300
0.3189			8.10	117.00	62.85	75.00	9006220081000
0.3228		P	8.20	117.00	62.70	75.00	9006220082000
0.3268			8.30	117.00	62.55	75.00	9006220083000
0.3280	21/64		8.33	117.00	62.51	75.00	9006220083300
0.3307			8.40	117.00	62.40	75.00	9006220084000
0.3319		Q	8.43	117.00	62.36	75.00	9006220084300
0.3346			8.50	117.00	62.25	75.00	9006220085000
0.3386			8.60	125.00	68.10	81.00	9006220086000
0.3390		R	8.61	125.00	68.09	81.00	9006220086100
0.3425			8.70	125.00	67.95	81.00	9006220087000
0.3437	11/32		8.73	125.00	67.91	81.00	9006220087300
0.3465			8.80	125.00	67.80	81.00	9006220088000
0.3480		S	8.84	125.00	67.74	81.00	9006220088400
0.3504			8.90	125.00	67.65	81.00	9006220089000
0.3543			9.00	125.00	67.50	81.00	9006220090000
0.3579		T	9.09	125.00	67.37	81.00	9006220090900
0.3583			9.10	125.00	67.35	81.00	9006220091000
0.3594	23/64		9.13	125.00	67.31	81.00	9006220091300
0.3622			9.20	125.00	67.20	81.00	9006220092000
0.3661			9.30	125.00	67.05	81.00	9006220093000
0.3677		U	9.34	125.00	66.99	81.00	9006220093400
0.3701			9.40	125.00	66.90	81.00	9006220094000
0.3740			9.50	125.00	66.75	81.00	9006220095000
0.3748	3/8		9.52	133.00	72.72	87.00	9006220095200
0.3772		V	9.58	133.00	72.63	87.00	9006220095800
0.3780			9.60	133.00	72.60	87.00	9006220096000
0.3819			9.70	133.00	72.45	87.00	9006220097000
0.3858		W	9.80	133.00	72.30	87.00	9006220098000
0.3898			9.90	133.00	72.15	87.00	9006220099000
0.3906	25/64		9.92	133.00	72.12	87.00	9006220099200
0.3937			10.00	133.00	72.00	87.00	9006220100000
0.3969		X	10.08	133.00	71.88	87.00	9006220100800
0.3976			10.10	133.00	71.85	87.00	9006220101000
0.4016			10.20	133.00	71.70	87.00	9006220102000

Jobber length drills

Series no. **622**

Diameter (d_1) inch	wire/ltr	mm	l_1 mm	t_{max} mm	l_2 mm	EDP #
0.4039	Y	10.26	133.00	71.61	87.00	**9006220102600**
0.4055		10.30	133.00	71.55	87.00	**9006220103000**
0.4063	13/32	10.32	133.00	71.52	87.00	**9006220103200**
0.4094		10.40	133.00	71.40	87.00	**9006220104000**
0.4134		10.50	133.00	71.25	87.00	**9006220105000**
0.4173		10.60	133.00	71.10	87.00	**9006220106000**
0.4213		10.70	142.00	77.95	94.00	**9006220107000**
0.4220	27/64	10.72	142.00	77.92	94.00	**9006220107200**
0.4252		10.80	142.00	77.80	94.00	**9006220108000**
0.4291		10.90	142.00	77.65	94.00	**9006220109000**
0.4331		11.00	142.00	77.50	94.00	**9006220110000**
0.4370		11.10	142.00	77.35	94.00	**9006220111000**
0.4374	7/16	11.11	142.00	77.34	94.00	**9006220111100**

Diameter (d_1) inch	wire/ltr	mm	l_1 mm	t_{max} mm	l_2 mm	EDP #
0.4409		11.20	142.00	77.20	94.00	**9006220112000**
0.4449		11.30	142.00	77.05	94.00	**9006220113000**
0.4488		11.40	142.00	76.90	94.00	**9006220114000**
0.4528		11.50	142.00	76.75	94.00	**9006220115000**
0.4531	29/64	11.51	142.00	76.74	94.00	**9006220115100**
0.4567		11.60	142.00	76.60	94.00	**9006220116000**
0.4606		11.70	142.00	76.45	94.00	**9006220117000**
0.4646		11.80	142.00	76.30	94.00	**9006220118000**
0.4689	15/32	11.91	151.00	83.14	101.00	**9006220119100**
0.4724		12.00	151.00	83.00	101.00	**9006220120000**
0.4921		12.50	151.00	82.25	101.00	**9006220125000**
0.5000	1/2	12.70	151.00	81.95	101.00	**9006220127000**
0.5118		13.00	151.00	81.50	101.00	**9006220130000**

Jobber length drills

Series no. **658**

~5xD	DIN 338	GT 100	130°	h8		Cyl	R
Cutting depth	Standard	Type	Point angle	Tolerance on Ø	Web Thinning	Shank form	Cutting direction

Tool material: **HSCO**

Surface: **S**

P	Steel	●
M	Stainless steel	○
K	Cast iron	●
N	Aluminum	○
S	Titanium alloys	
H	Hardened steel	

●=Optimal
○=Limited

web thinning ≥ Ø 1.000 • relieved cone • Co-alloyed high speed steel • wide flutes • increased wear resistance • especially for drilling depths > 3xD

alloyed and unalloyed steel • cast materials over 800 N/mm² • hot and cold rolled steels • antifriction bearing steels • high-alloyed steels • heat treatable and case hardened steels

$t_{max} = l_2\text{-}1.5 \times d_1$

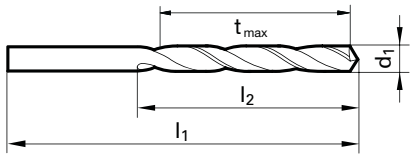

Speeds and feeds information on pg. 537

Shank diameter = cut diameter

Diameter (d_1) inch	wire/ltr	mm	l_1 mm	t_{max} mm	l_2 mm	EDP #
0.0394		1.00	34.00	10.50	12.00	9006580010000
0.0402	#60	1.02	34.00	10.47	12.00	9006580010200
0.0413		1.05	34.00	10.43	12.00	9006580010500
0.0421	#58	1.07	36.00	12.40	14.00	9006580010700
0.0433		1.10	36.00	12.35	14.00	9006580011000
0.0445		1.13	36.00	12.31	14.00	9006580011300
0.0453		1.15	36.00	12.28	14.00	9006580011500
0.0469	3/64	1.19	38.00	14.22	16.00	9006580011900
0.0472		1.20	38.00	14.20	16.00	9006580012000
0.0512		1.30	38.00	14.05	16.00	9006580013000
0.0520	#55	1.32	38.00	14.02	16.00	9006580013200
0.0531		1.35	40.00	15.98	18.00	9006580013500
0.0551	#54	1.40	40.00	15.90	18.00	9006580014000
0.0571		1.45	40.00	15.83	18.00	9006580014500
0.0591		1.50	40.00	15.75	18.00	9006580015000
0.0610		1.55	43.00	17.68	20.00	9006580015500
0.0626	1/16	1.59	43.00	17.62	20.00	9006580015900
0.0630		1.60	43.00	17.60	20.00	9006580016000
0.0634	#52	1.61	43.00	17.59	20.00	9006580016100
0.0642		1.63	43.00	17.56	20.00	9006580016300
0.0650		1.65	43.00	17.53	20.00	9006580016500
0.0669	#51	1.70	43.00	17.45	20.00	9006580017000
0.0701	#50	1.78	46.00	19.33	22.00	9006580017800
0.0709		1.80	46.00	19.30	22.00	9006580018000
0.0728	#49	1.85	46.00	19.23	22.00	9006580018500
0.0748		1.90	46.00	19.15	22.00	9006580019000
0.0760	#48	1.93	49.00	21.11	24.00	9006580019300
0.0768		1.95	49.00	21.08	24.00	9006580019500
0.0780	5/64	1.98	49.00	21.03	24.00	9006580019800
0.0783	#47	1.99	49.00	21.02	24.00	9006580019900
0.0787		2.00	49.00	21.00	24.00	9006580020000
0.0807		2.05	49.00	20.93	24.00	9006580020500
0.0811	#46	2.06	49.00	20.91	24.00	9006580020600
0.0819	#45	2.08	49.00	20.88	24.00	9006580020800
0.0827		2.10	49.00	20.85	24.00	9006580021000
0.0846		2.15	53.00	23.78	27.00	9006580021500
0.0858	#44	2.18	53.00	23.73	27.00	9006580021800
0.0866		2.20	53.00	23.70	27.00	9006580022000
0.0890	#43	2.26	53.00	23.61	27.00	9006580022600
0.0906		2.30	53.00	23.55	27.00	9006580023000
0.0925		2.35	53.00	23.48	27.00	9006580023500
0.0933	#42	2.37	57.00	26.45	30.00	9006580023700

Diameter (d_1) inch	wire/ltr	mm	l_1 mm	t_{max} mm	l_2 mm	EDP #
0.0937	3/32	2.38	57.00	26.43	30.00	9006580023800
0.0945		2.40	57.00	26.40	30.00	9006580024000
0.0961	#41	2.44	57.00	26.34	30.00	9006580024400
0.0965		2.45	57.00	26.33	30.00	9006580024500
0.0980	#40	2.49	57.00	26.27	30.00	9006580024900
0.0984		2.50	57.00	26.25	30.00	9006580025000
0.0996	#39	2.53	57.00	26.21	30.00	9006580025300
0.1004		2.55	57.00	26.18	30.00	9006580025500
0.1016	#38	2.58	57.00	26.13	30.00	9006580025800
0.1024		2.60	57.00	26.10	30.00	9006580026000
0.1039	#37	2.64	57.00	26.04	30.00	9006580026400
0.1043		2.65	57.00	26.03	30.00	9006580026500
0.1063		2.70	61.00	28.95	33.00	9006580027000
0.1094	7/64	2.78	61.00	28.83	33.00	9006580027800
0.1098	#35	2.79	61.00	28.82	33.00	9006580027900
0.1102		2.80	61.00	28.80	33.00	9006580028000
0.1110	#34	2.82	61.00	28.77	33.00	9006580028200
0.1130	#33	2.87	61.00	28.70	33.00	9006580028700
0.1142		2.90	61.00	28.65	33.00	9006580029000
0.1161	#32	2.95	61.00	28.58	33.00	9006580029500
0.1181		3.00	61.00	28.50	33.00	9006580030000
0.1201	#31	3.05	65.00	31.43	36.00	9006580030500
0.1220		3.10	65.00	31.35	36.00	9006580031000
0.1248	1/8	3.17	65.00	31.25	36.00	9006580031700
0.1260		3.20	65.00	31.20	36.00	9006580032000
0.1280		3.25	65.00	31.13	36.00	9006580032500
0.1283	#30	3.26	65.00	31.11	36.00	9006580032600
0.1299		3.30	65.00	31.05	36.00	9006580033000
0.1339		3.40	70.00	33.90	39.00	9006580034000
0.1358	#29	3.45	70.00	33.83	39.00	9006580034500
0.1378		3.50	70.00	33.75	39.00	9006580035000
0.1406	9/64	3.57	70.00	33.65	39.00	9006580035700
0.1417		3.60	70.00	33.60	39.00	9006580036000
0.1441	#27	3.66	70.00	33.51	39.00	9006580036600
0.1457		3.70	70.00	33.45	39.00	9006580037000
0.1469	#26	3.73	70.00	33.41	39.00	9006580037300
0.1476		3.75	70.00	33.38	39.00	9006580037500
0.1496	#25	3.80	75.00	37.30	43.00	9006580038000
0.1520	#24	3.86	75.00	37.21	43.00	9006580038600
0.1535		3.90	75.00	37.15	43.00	9006580039000
0.1563	5/32	3.97	75.00	37.05	43.00	9006580039700
0.1575		4.00	75.00	37.00	43.00	9006580040000

Jobber length drills

Series no. 658

Diameter (d_1) inch	wire/ltr	mm	l_1 mm	t_{max} mm	l_2 mm	EDP #
0.1591	#21	4.04	75.00	36.94	43.00	9006580040400
0.1610	#20	4.09	75.00	36.87	43.00	9006580040900
0.1614		4.10	75.00	36.85	43.00	9006580041000
0.1654		4.20	75.00	36.70	43.00	9006580042000
0.1661	#19	4.22	75.00	36.67	43.00	9006580042200
0.1673		4.25	75.00	36.63	43.00	9006580042500
0.1693	#18	4.30	80.00	40.55	47.00	9006580043000
0.1720	11/64	4.37	80.00	40.45	47.00	9006580043700
0.1732		4.40	80.00	40.40	47.00	9006580044000
0.1772	#16	4.50	80.00	40.25	47.00	9006580045000
0.1799	#15	4.57	80.00	40.15	47.00	9006580045700
0.1811		4.60	80.00	40.10	47.00	9006580046000
0.1850	#13	4.70	80.00	39.95	47.00	9006580047000
0.1874	3/16	4.76	86.00	44.86	52.00	9006580047600
0.1890	#12	4.80	86.00	44.80	52.00	9006580048000
0.1909	#11	4.85	86.00	44.73	52.00	9006580048500
0.1929		4.90	86.00	44.65	52.00	9006580049000
0.1937	#10	4.92	86.00	44.62	52.00	9006580049200
0.1961	#9	4.98	86.00	44.53	52.00	9006580049800
0.1969		5.00	86.00	44.50	52.00	9006580050000
0.2008		5.10	86.00	44.35	52.00	9006580051000
0.2031	13/64	5.16	86.00	44.26	52.00	9006580051600
0.2047		5.20	86.00	44.20	52.00	9006580052000
0.2087		5.30	86.00	44.05	52.00	9006580053000
0.2126		5.40	93.00	48.90	57.00	9006580054000
0.2165		5.50	93.00	48.75	57.00	9006580055000
0.2189	7/32	5.56	93.00	48.66	57.00	9006580055600
0.2205		5.60	93.00	48.60	57.00	9006580056000
0.2209	#2	5.61	93.00	48.59	57.00	9006580056100
0.2244		5.70	93.00	48.45	57.00	9006580057000
0.2283		5.80	93.00	48.30	57.00	9006580058000
0.2323		5.90	93.00	48.15	57.00	9006580059000
0.2343	15/64	5.95	93.00	48.08	57.00	9006580059500
0.2362		6.00	93.00	48.00	57.00	9006580060000
0.2402		6.10	101.00	53.85	63.00	9006580061000
0.2421	C	6.15	101.00	53.78	63.00	9006580061500
0.2441		6.20	101.00	53.70	63.00	9006580062000
0.2480		6.30	101.00	53.55	63.00	9006580063000
0.2500	1/4 E	6.35	101.00	53.48	63.00	9006580063500
0.2520		6.40	101.00	53.40	63.00	9006580064000
0.2559		6.50	101.00	53.25	63.00	9006580065000
0.2571	F	6.53	101.00	53.21	63.00	9006580065300
0.2598		6.60	101.00	53.10	63.00	9006580066000
0.2638		6.70	101.00	52.95	63.00	9006580067000
0.2657	17/64 H	6.75	109.00	58.88	69.00	9006580067500
0.2677		6.80	109.00	58.80	69.00	9006580068000
0.2717	I	6.90	109.00	58.65	69.00	9006580069000
0.2756		7.00	109.00	58.50	69.00	9006580070000
0.2795		7.10	109.00	58.35	69.00	9006580071000
0.2811	9/32 K	7.14	109.00	58.29	69.00	9006580071400
0.2835		7.20	109.00	58.20	69.00	9006580072000
0.2874		7.30	109.00	58.05	69.00	9006580073000
0.2913		7.40	109.00	57.90	69.00	9006580074000

Diameter (d_1) inch	wire/ltr	mm	l_1 mm	t_{max} mm	l_2 mm	EDP #
0.2953		7.50	109.00	57.75	69.00	9006580075000
0.2992		7.60	117.00	63.60	75.00	9006580076000
0.3031		7.70	117.00	63.45	75.00	9006580077000
0.3071		7.80	117.00	63.30	75.00	9006580078000
0.3110		7.90	117.00	63.15	75.00	9006580079000
0.3126	5/16	7.94	117.00	63.09	75.00	9006580079400
0.3150		8.00	117.00	63.00	75.00	9006580080000
0.3189		8.10	117.00	62.85	75.00	9006580081000
0.3228	P	8.20	117.00	62.70	75.00	9006580082000
0.3268		8.30	117.00	62.55	75.00	9006580083000
0.3307		8.40	117.00	62.40	75.00	9006580084000
0.3346		8.50	117.00	62.25	75.00	9006580085000
0.3386		8.60	125.00	68.10	81.00	9006580086000
0.3425		8.70	125.00	67.95	81.00	9006580087000
0.3437	11/32	8.73	125.00	67.91	81.00	9006580087300
0.3445		8.75	125.00	67.88	81.00	9006580087500
0.3465		8.80	125.00	67.80	81.00	9006580088000
0.3504		8.90	125.00	67.65	81.00	9006580089000
0.3543		9.00	125.00	67.50	81.00	9006580090000
0.3594	23/64	9.13	125.00	67.31	81.00	9006580091300
0.3622		9.20	125.00	67.20	81.00	9006580092000
0.3661		9.30	125.00	67.05	81.00	9006580093000
0.3740		9.50	125.00	66.75	81.00	9006580095000
0.3748	3/8	9.52	133.00	72.72	87.00	9006580095200
0.3780		9.60	133.00	72.60	87.00	9006580096000
0.3858	W	9.80	133.00	72.30	87.00	9006580098000
0.3898		9.90	133.00	72.15	87.00	9006580099000
0.3906	25/64	9.92	133.00	72.12	87.00	9006580099200
0.3937		10.00	133.00	72.00	87.00	9006580100000
0.3976		10.10	133.00	71.85	87.00	9006580101000
0.4016		10.20	133.00	71.70	87.00	9006580102000
0.4055		10.30	133.00	71.55	87.00	9006580103000
0.4063	13/32	10.32	133.00	71.52	87.00	9006580103200
0.4134		10.50	133.00	71.25	87.00	9006580105000
0.4220	27/64	10.72	142.00	77.92	94.00	9006580107200
0.4252		10.80	142.00	77.80	94.00	9006580108000
0.4331		11.00	142.00	77.50	94.00	9006580110000
0.4374	7/16	11.11	142.00	77.34	94.00	9006580111100
0.4409		11.20	142.00	77.20	94.00	9006580112000
0.4528		11.50	142.00	76.75	94.00	9006580115000
0.4606		11.70	142.00	76.45	94.00	9006580117000
0.4689	15/32	11.91	151.00	83.14	101.00	9006580119100
0.4724		12.00	151.00	83.00	101.00	9006580120000
0.4921		12.50	151.00	82.25	101.00	9006580125000
0.5118		13.00	151.00	81.50	101.00	9006580130000
0.5315		13.50	160.00		108.00	9006580135000
0.5433		13.80	160.00		108.00	9006580138000
0.5512		14.00	160.00		108.00	9006580140000
0.5709		14.50	169.00		114.00	9006580145000
0.5827		14.80	169.00		114.00	9006580148000
0.5906		15.00	169.00		114.00	9006580150000
0.6102		15.50	178.00		120.00	9006580155000
0.6299		16.00	178.00		120.00	9006580160000

Jobber length drills

Series no. **1221**

~5xD	DIN 338	GT 100	130°	h8		Cyl	R
Cutting depth	Standard	Type	Point angle	Tolerance on Ø	Web Thinning	Shank form	Cutting direction

Tool material: **HSCO**

Surface: **C**

P	Steel	●
M	Stainless steel	
K	Cast iron	○
N	Aluminum	
S	Titanium alloys	
H		

●=Optimal
○=Limited

web thinning ≥ Ø 3.000 • relieved cone • Co-alloyed high speed steel • wide flutes • increased wear resistance • especially for drilling depths > 3xD

alloyed and unalloyed steel • cast materials over 800 N/mm² • hot and cold rolled steels • antifriction bearing steels • high-alloyed steels • heat treatable and case hardened steels

$t_{max} = l_2\text{-}1.5 \times d_1$

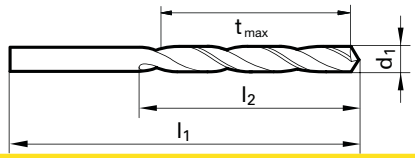

Speeds and feeds information on pg. 552

Shank diameter = cut diameter

Diameter (d_1) inch	wire/ltr	mm	l_1 mm	t_{max} mm	l_2 mm	EDP #
0.1181		3.00	61.00	28.50	33.00	9012210030000
0.1201	#31	3.05	65.00	31.43	36.00	9012210030500
0.1220		3.10	65.00	31.35	36.00	9012210031000
0.1248	1/8	3.17	65.00	31.25	36.00	9012210031700
0.1260		3.20	65.00	31.20	36.00	9012210032000
0.1299		3.30	65.00	31.05	36.00	9012210033000
0.1339		3.40	70.00	33.90	39.00	9012210034000
0.1358	#29	3.45	70.00	33.83	39.00	9012210034500
0.1378		3.50	70.00	33.75	39.00	9012210035000
0.1406	9/64 #28	3.57	70.00	33.65	39.00	9012210035700
0.1417		3.60	70.00	33.60	39.00	9012210036000
0.1441	#27	3.66	70.00	33.51	39.00	9012210036600
0.1457		3.70	70.00	33.45	39.00	9012210037000
0.1476		3.75	70.00	33.38	39.00	9012210037500
0.1496	#25	3.80	75.00	37.30	43.00	9012210038000
0.1535		3.90	75.00	37.15	43.00	9012210039000
0.1563	5/32	3.97	75.00	37.05	43.00	9012210039700
0.1575		4.00	75.00	37.00	43.00	9012210040000
0.1587		4.03	75.00	36.96	43.00	9012210040300
0.1594		4.05	75.00	36.93	43.00	9012210040500
0.1614		4.10	75.00	36.85	43.00	9012210041000
0.1654		4.20	75.00	36.70	43.00	9012210042000
0.1693	#18	4.30	80.00	40.55	47.00	9012210043000
0.1720	11/64	4.37	80.00	40.45	47.00	9012210043700
0.1732		4.40	80.00	40.40	47.00	9012210044000
0.1772	#16	4.50	80.00	40.25	47.00	9012210045000
0.1811		4.60	80.00	40.10	47.00	9012210046000
0.1850	#13	4.70	80.00	39.95	47.00	9012210047000
0.1874	3/16	4.76	86.00	44.86	52.00	9012210047600
0.1890	#12	4.80	86.00	44.80	52.00	9012210048000
0.1929		4.90	86.00	44.65	52.00	9012210049000
0.1961	#9	4.98	86.00	44.53	52.00	9012210049800
0.1969		5.00	86.00	44.50	52.00	9012210050000
0.2008		5.10	86.00	44.35	52.00	9012210051000
0.2047		5.20	86.00	44.20	52.00	9012210052000
0.2087		5.30	86.00	44.05	52.00	9012210053000
0.2126		5.40	93.00	48.90	57.00	9012210054000
0.2165		5.50	93.00	48.75	57.00	9012210055000
0.2189	7/32	5.56	93.00	48.66	57.00	9012210055600
0.2205		5.60	93.00	48.60	57.00	9012210056000
0.2244		5.70	93.00	48.45	57.00	9012210057000
0.2283		5.80	93.00	48.30	57.00	9012210058000
0.2323		5.90	93.00	48.15	57.00	9012210059000
0.2343	15/64	5.95	93.00	48.08	57.00	9012210059500
0.2362		6.00	93.00	48.00	57.00	9012210060000

Diameter (d_1) inch	wire/ltr	mm	l_1 mm	t_{max} mm	l_2 mm	EDP #
0.2402		6.10	101.00	53.85	63.00	9012210061000
0.2441		6.20	101.00	53.70	63.00	9012210062000
0.2480		6.30	101.00	53.55	63.00	9012210063000
0.2500	1/4 E	6.35	101.00	53.48	63.00	9012210063500
0.2520		6.40	101.00	53.40	63.00	9012210064000
0.2559		6.50	101.00	53.25	63.00	9012210065000
0.2598		6.60	101.00	53.10	63.00	9012210066000
0.2638		6.70	101.00	52.95	63.00	9012210067000
0.2677		6.80	109.00	58.80	69.00	9012210068000
0.2717	I	6.90	109.00	58.65	69.00	9012210069000
0.2756		7.00	109.00	58.50	69.00	9012210070000
0.2795		7.10	109.00	58.35	69.00	9012210071000
0.2811	9/32 K	7.14	109.00	58.29	69.00	9012210071400
0.2835		7.20	109.00	58.20	69.00	9012210072000
0.2874		7.30	109.00	58.05	69.00	9012210073000
0.2913		7.40	109.00	57.90	69.00	9012210074000
0.2953		7.50	109.00	57.75	69.00	9012210075000
0.3031		7.70	117.00	63.45	75.00	9012210077000
0.3071		7.80	117.00	63.30	75.00	9012210078000
0.3110		7.90	117.00	63.15	75.00	9012210079000
0.3150		8.00	117.00	63.00	75.00	9012210080000
0.3189		8.10	117.00	62.85	75.00	9012210081000
0.3228	P	8.20	117.00	62.70	75.00	9012210082000
0.3307		8.40	117.00	62.40	75.00	9012210084000
0.3346		8.50	117.00	62.25	75.00	9012210085000
0.3386		8.60	125.00	68.10	81.00	9012210086000
0.3425		8.70	125.00	67.95	81.00	9012210087000
0.3465		8.80	125.00	67.80	81.00	9012210088000
0.3504		8.90	125.00	67.65	81.00	9012210089000
0.3543		9.00	125.00	67.50	81.00	9012210090000
0.3594	23/64	9.13	125.00	67.31	81.00	9012210091300
0.3740		9.50	125.00	66.75	81.00	9012210095000
0.3748	3/8	9.52	133.00	72.72	87.00	9012210095200
0.3898		9.90	133.00	72.15	87.00	9012210099000
0.3906	25/64	9.92	133.00	72.12	87.00	9012210099200
0.3937		10.00	133.00	72.00	87.00	9012210100000
0.4016		10.20	133.00	71.70	87.00	9012210102000
0.4134		10.50	133.00	71.25	87.00	9012210105000
0.4213		10.70	142.00	77.95	94.00	9012210107000
0.4220	27/64	10.72	142.00	77.92	94.00	9012210107200
0.4252		10.80	142.00	77.80	94.00	9012210108000
0.4331		11.00	142.00	77.50	94.00	9012210110000
0.4528		11.50	142.00	76.75	94.00	9012210115000
0.4689	15/32	11.91	151.00	83.14	101.00	9012210119100
0.4724		12.00	151.00	83.00	101.00	9012210120000

Jobber length drills

Series no. **1223**

Tool material **HSCO**

Surface **A**

~5xD	DIN 338	GT 100	130°	h8		Cyl	R
Cutting depth	Standard	Type	Point angle	Tolerance on Ø	Web Thinning	Shank form	Cutting direction

P	Steel	○
M	Stainless steel	
K	Cast iron	●
N	Aluminum	○
S	Titanium alloys	
H	Hardened steel	

●=Optimal
○=Limited

web thinning ≥ Ø 3.000 • relieved cone • Co-alloyed high speed steel • wide flutes • increased wear resistance • especially for drilling depths > 3xD

alloyed and unalloyed steel • cast materials over 800 N/mm² • hot and cold rolled steels • antifriction bearing steels • high-alloyed steels • heat treatable and case hardened steels

$t_{max} = l_2\text{-}1.5 \times d_1$

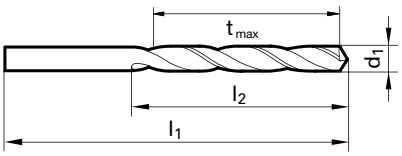

Speeds and feeds information on pg. 552

Shank diameter = cut diameter

Diameter (d_1) inch	wire/ltr	mm	l_1 mm	t_{max} mm	l_2 mm	EDP #
0.1181		3.00	61.00	28.50	33.00	**9012230030000**
0.1201	#31	3.05	65.00	31.43	36.00	**9012230030500**
0.1220		3.10	65.00	31.35	36.00	**9012230031000**
0.1248	1/8	3.17	65.00	31.25	36.00	**9012230031700**
0.1260		3.20	65.00	31.20	36.00	**9012230032000**
0.1299		3.30	65.00	31.05	36.00	**9012230033000**
0.1339		3.40	70.00	33.90	39.00	**9012230034000**
0.1358	#29	3.45	70.00	33.83	39.00	**9012230034500**
0.1378		3.50	70.00	33.75	39.00	**9012230035000**
0.1417		3.60	70.00	33.60	39.00	**9012230036000**
0.1457		3.70	70.00	33.45	39.00	**9012230037000**
0.1496	#25	3.80	75.00	37.30	43.00	**9012230038000**
0.1535		3.90	75.00	37.15	43.00	**9012230039000**
0.1563	5/32	3.97	75.00	37.05	43.00	**9012230039700**
0.1575		4.00	75.00	37.00	43.00	**9012230040000**
0.1587		4.03	75.00	36.96	43.00	**9012230040300**
0.1591	#21	4.04	75.00	36.94	43.00	**9012230040400**
0.1594		4.05	75.00	36.93	43.00	**9012230040500**
0.1614		4.10	75.00	36.85	43.00	**9012230041000**
0.1654		4.20	75.00	36.70	43.00	**9012230042000**
0.1693	#18	4.30	80.00	40.55	47.00	**9012230043000**
0.1720	11/64	4.37	80.00	40.45	47.00	**9012230043700**
0.1732		4.40	80.00	40.40	47.00	**9012230044000**
0.1772	#16	4.50	80.00	40.25	47.00	**9012230045000**
0.1811		4.60	80.00	40.10	47.00	**9012230046000**
0.1850	#13	4.70	80.00	39.95	47.00	**9012230047000**
0.1874	3/16	4.76	86.00	44.86	52.00	**9012230047600**
0.1890	#12	4.80	86.00	44.80	52.00	**9012230048000**
0.1929		4.90	86.00	44.65	52.00	**9012230049000**
0.1937	#10	4.92	86.00	44.62	52.00	**9012230049200**
0.1961	#9	4.98	86.00	44.53	52.00	**9012230049800**
0.1969		5.00	86.00	44.50	52.00	**9012230050000**
0.2008		5.10	86.00	44.35	52.00	**9012230051000**
0.2031	13/64	5.16	86.00	44.26	52.00	**9012230051600**
0.2047		5.20	86.00	44.20	52.00	**9012230052000**
0.2087		5.30	86.00	44.05	52.00	**9012230053000**
0.2126		5.40	93.00	48.90	57.00	**9012230054000**
0.2165		5.50	93.00	48.75	57.00	**9012230055000**
0.2189	7/32	5.56	93.00	48.66	57.00	**9012230055600**
0.2205		5.60	93.00	48.60	57.00	**9012230056000**
0.2244		5.70	93.00	48.45	57.00	**9012230057000**
0.2283		5.80	93.00	48.30	57.00	**9012230058000**

Diameter (d_1) inch	wire/ltr		mm	l_1 mm	t_{max} mm	l_2 mm	EDP #
0.2323			5.90	93.00	48.15	57.00	**9012230059000**
0.2343	15/64		5.95	93.00	48.08	57.00	**9012230059500**
0.2362			6.00	93.00	48.00	57.00	**9012230060000**
0.2402			6.10	101.00	53.85	63.00	**9012230061000**
0.2441			6.20	101.00	53.70	63.00	**9012230062000**
0.2480			6.30	101.00	53.55	63.00	**9012230063000**
0.2500	1/4	E	6.35	101.00	53.48	63.00	**9012230063500**
0.2520			6.40	101.00	53.40	63.00	**9012230064000**
0.2559			6.50	101.00	53.25	63.00	**9012230065000**
0.2598			6.60	101.00	53.10	63.00	**9012230066000**
0.2638			6.70	101.00	52.95	63.00	**9012230067000**
0.2677			6.80	109.00	58.80	69.00	**9012230068000**
0.2717		I	6.90	109.00	58.65	69.00	**9012230069000**
0.2756			7.00	109.00	58.50	69.00	**9012230070000**
0.2795			7.10	109.00	58.35	69.00	**9012230071000**
0.2811	9/32	K	7.14	109.00	58.29	69.00	**9012230071400**
0.2835			7.20	109.00	58.20	69.00	**9012230072000**
0.2874			7.30	109.00	58.05	69.00	**9012230073000**
0.2913			7.40	109.00	57.90	69.00	**9012230074000**
0.2953			7.50	109.00	57.75	69.00	**9012230075000**
0.2992			7.60	117.00	63.60	75.00	**9012230076000**
0.3071			7.80	117.00	63.30	75.00	**9012230078000**
0.3110			7.90	117.00	63.15	75.00	**9012230079000**
0.3126	5/16		7.94	117.00	63.09	75.00	**9012230079400**
0.3150			8.00	117.00	63.00	75.00	**9012230080000**
0.3189			8.10	117.00	62.85	75.00	**9012230081000**
0.3228		P	8.20	117.00	62.70	75.00	**9012230082000**
0.3268			8.30	117.00	62.55	75.00	**9012230083000**
0.3307			8.40	117.00	62.40	75.00	**9012230084000**
0.3346			8.50	117.00	62.25	75.00	**9012230085000**
0.3386			8.60	125.00	68.10	81.00	**9012230086000**
0.3425			8.70	125.00	67.95	81.00	**9012230087000**
0.3437	11/32		8.73	125.00	67.91	81.00	**9012230087300**
0.3465			8.80	125.00	67.80	81.00	**9012230088000**
0.3504			8.90	125.00	67.65	81.00	**9012230089000**
0.3543			9.00	125.00	67.50	81.00	**9012230090000**
0.3594	23/64		9.13	125.00	67.31	81.00	**9012230091300**
0.3622			9.20	125.00	67.20	81.00	**9012230092000**
0.3740			9.50	125.00	66.75	81.00	**9012230095000**
0.3748	3/8		9.52	133.00	72.72	87.00	**9012230095200**
0.3752			9.53	133.00	72.71	87.00	**9012230095300**
0.3858		W	9.80	133.00	72.30	87.00	**9012230098000**

Jobber length drills

Series no. **1223**

Diameter (d_1) inch	wire/ltr	mm	l_1 mm	t_{max} mm	l_2 mm	EDP #
0.3898		9.90	133.00	72.15	87.00	**9012230099000**
0.3906	25/64	9.92	133.00	72.12	87.00	**9012230099200**
0.3937		10.00	133.00	72.00	87.00	**9012230100000**
0.3976		10.10	133.00	71.85	87.00	**9012230101000**
0.4016		10.20	133.00	71.70	87.00	**9012230102000**
0.4055		10.30	133.00	71.55	87.00	**9012230103000**
0.4063	13/32	10.32	133.00	71.52	87.00	**9012230103200**
0.4134		10.50	133.00	71.25	87.00	**9012230105000**
0.4213		10.70	142.00	77.95	94.00	**9012230107000**

Diameter (d_1) inch	wire/ltr	mm	l_1 mm	t_{max} mm	l_2 mm	EDP #
0.4220	27/64	10.72	142.00	77.92	94.00	**9012230107200**
0.4252		10.80	142.00	77.80	94.00	**9012230108000**
0.4331		11.00	142.00	77.50	94.00	**9012230110000**
0.4374	7/16	11.11	142.00	77.34	94.00	**9012230111100**
0.4409		11.20	142.00	77.20	94.00	**9012230112000**
0.4528		11.50	142.00	76.75	94.00	**9012230115000**
0.4606		11.70	142.00	76.45	94.00	**9012230117000**
0.4689	15/32	11.91	151.00	83.14	101.00	**9012230119100**
0.4724		12.00	151.00	83.00	101.00	**9012230120000**

Jobber length drills

Series no. **5523**

~5xD	DIN 338	GU 500 DZ	118°	h8		Cyl	R	GUHRING SELECT
Cutting depth	Standard	Type	Point angle	Tolerance on Ø	Web Thinning	Shank form	Cutting direction	

Tool material **HSCO**

Surface ◯

P	Steel	●
M	Stainless steel	●
K	Cast iron	●
N	Aluminum	●
S	Titanium alloys	
H	Hardened steel	

●=Optimal
○=Limited

web thinning ≥ Ø 1.000 • facet split point • Co-alloyed high speed steel • low feed force required • low torque required • for universal application

alloyed/unalloyed steels up to 800 N/mm² • cold/hot work steels • antifriction bearing steels • non-ferrous metals • cast materials • stainless steels • plastics

$t_{max} = l_2 - 1.5 \times d_1$

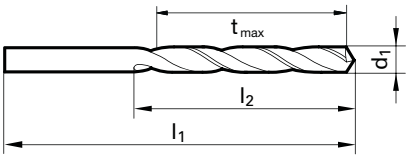

Speeds and feeds information on pg. 575

Shank diameter = cut diameter

Diameter (d_1) inch	wire/ltr	mm	l_1 mm	t_{max} mm	l_2 mm	EDP #
0.0394		1.00	34.00	10.50	12.00	**9055230010000**
0.0402		1.02	34.00	10.47	12.00	**9055230010200**
0.0409		1.04	34.00	10.44	12.00	**9055230010400**
0.0421		1.07	36.00	12.40	14.00	**9055230010700**
0.0429		1.09	36.00	12.37	14.00	**9055230010900**
0.0433		1.10	36.00	12.35	14.00	**9055230011000**
0.0465		1.18	36.00	12.23	14.00	**9055230011800**
0.0469	3/64	1.19	38.00	14.22	16.00	**9055230011900**
0.0472		1.20	38.00	14.20	16.00	**9055230012000**
0.0512		1.30	38.00	14.05	16.00	**9055230013000**
0.0520		1.32	38.00	14.02	16.00	**9055230013200**
0.0551		1.40	40.00	15.90	18.00	**9055230014000**
0.0591		1.50	40.00	15.75	18.00	**9055230015000**
0.0594		1.51	43.00	17.74	20.00	**9055230015100**
0.0626	1/16	1.59	43.00	17.62	20.00	**9055230015900**
0.0630		1.60	43.00	17.60	20.00	**9055230016000**
0.0634		1.61	43.00	17.59	20.00	**9055230016100**
0.0669		1.70	43.00	17.45	20.00	**9055230017000**
0.0701		1.78	46.00	19.33	22.00	**9055230017800**
0.0709		1.80	46.00	19.30	22.00	**9055230018000**
0.0728		1.85	46.00	19.23	22.00	**9055230018500**
0.0748		1.90	46.00	19.15	22.00	**9055230019000**
0.0760		1.93	49.00	21.11	24.00	**9055230019300**
0.0780	5/64	1.98	49.00	21.03	24.00	**9055230019800**
0.0783		1.99	49.00	21.02	24.00	**9055230019900**
0.0787		2.00	49.00	21.00	24.00	**9055230020000**
0.0811		2.06	49.00	20.91	24.00	**9055230020600**
0.0819		2.08	49.00	20.88	24.00	**9055230020800**
0.0827		2.10	49.00	20.85	24.00	**9055230021000**
0.0858		2.18	53.00	23.73	27.00	**9055230021800**
0.0866		2.20	53.00	23.70	27.00	**9055230022000**
0.0890		2.26	53.00	23.61	27.00	**9055230022600**
0.0906		2.30	53.00	23.55	27.00	**9055230023000**
0.0933		2.37	57.00	26.45	30.00	**9055230023700**
0.0937	3/32	2.38	57.00	26.43	30.00	**9055230023800**
0.0945		2.40	57.00	26.40	30.00	**9055230024000**
0.0961		2.44	57.00	26.34	30.00	**9055230024400**
0.0980		2.49	57.00	26.27	30.00	**9055230024900**
0.0984		2.50	57.00	26.25	30.00	**9055230025000**
0.0996		2.53	57.00	26.21	30.00	**9055230025300**
0.1016		2.58	57.00	26.13	30.00	**9055230025800**
0.1024		2.60	57.00	26.10	30.00	**9055230026000**

Diameter (d_1) inch	wire/ltr	mm	l_1 mm	t_{max} mm	l_2 mm	EDP #
0.1039		2.64	57.00	26.04	30.00	**9055230026400**
0.1063		2.70	61.00	28.95	33.00	**9055230027000**
0.1067		2.71	61.00	28.94	33.00	**9055230027100**
0.1094	7/64	2.78	61.00	28.83	33.00	**9055230027800**
0.1098		2.79	61.00	28.82	33.00	**9055230027900**
0.1102		2.80	61.00	28.80	33.00	**9055230028000**
0.1110		2.82	61.00	28.77	33.00	**9055230028200**
0.1130		2.87	61.00	28.70	33.00	**9055230028700**
0.1142		2.90	61.00	28.65	33.00	**9055230029000**
0.1161		2.95	61.00	28.58	33.00	**9055230029500**
0.1181		3.00	61.00	28.50	33.00	**9055230030000**
0.1201		3.05	65.00	31.43	36.00	**9055230030500**
0.1220		3.10	65.00	31.35	36.00	**9055230031000**
0.1248	1/8	3.17	65.00	31.25	36.00	**9055230031700**
0.1260		3.20	65.00	31.20	36.00	**9055230032000**
0.1283		3.26	65.00	31.11	36.00	**9055230032600**
0.1299		3.30	65.00	31.05	36.00	**9055230033000**
0.1339		3.40	70.00	33.90	39.00	**9055230034000**
0.1358		3.45	70.00	33.83	39.00	**9055230034500**
0.1378		3.50	70.00	33.75	39.00	**9055230035000**
0.1406	9/64 #28	3.57	70.00	33.65	39.00	**9055230035700**
0.1417		3.60	70.00	33.60	39.00	**9055230036000**
0.1441		3.66	70.00	33.51	39.00	**9055230036600**
0.1457		3.70	70.00	33.45	39.00	**9055230037000**
0.1469		3.73	70.00	33.41	39.00	**9055230037300**
0.1496		3.80	75.00	37.30	43.00	**9055230038000**
0.1520		3.86	75.00	37.21	43.00	**9055230038600**
0.1535		3.90	75.00	37.15	43.00	**9055230039000**
0.1539		3.91	75.00	37.14	43.00	**9055230039100**
0.1563	5/32	3.97	75.00	37.05	43.00	**9055230039700**
0.1571		3.99	75.00	37.02	43.00	**9055230039900**
0.1575		4.00	75.00	37.00	43.00	**9055230040000**
0.1591		4.04	75.00	36.94	43.00	**9055230040400**
0.1610		4.09	75.00	36.87	43.00	**9055230040900**
0.1614		4.10	75.00	36.85	43.00	**9055230041000**
0.1654		4.20	75.00	36.70	43.00	**9055230042000**
0.1661		4.22	75.00	36.67	43.00	**9055230042200**
0.1693		4.30	80.00	40.55	47.00	**9055230043000**
0.1720	11/64	4.37	80.00	40.45	47.00	**9055230043700**
0.1728		4.39	80.00	40.42	47.00	**9055230043900**
0.1732		4.40	80.00	40.40	47.00	**9055230044000**
0.1772		4.50	80.00	40.25	47.00	**9055230045000**

Jobber length drills

Series no. **5523**

Diameter (d_1) inch	wire/ltr	mm	l_1 mm	t_{max} mm	l_2 mm	EDP #
0.1799		4.57	80.00	40.15	47.00	**9055230045700**
0.1811		4.60	80.00	40.10	47.00	**9055230046000**
0.1819		4.62	80.00	40.07	47.00	**9055230046200**
0.1850		4.70	80.00	39.95	47.00	**9055230047000**
0.1874	3/16	4.76	86.00	44.86	52.00	**9055230047600**
0.1890		4.80	86.00	44.80	52.00	**9055230048000**
0.1909		4.85	86.00	44.73	52.00	**9055230048500**
0.1929		4.90	86.00	44.65	52.00	**9055230049000**
0.1937		4.92	86.00	44.62	52.00	**9055230049200**
0.1961		4.98	86.00	44.53	52.00	**9055230049800**
0.1969		5.00	86.00	44.50	52.00	**9055230050000**
0.1992		5.06	86.00	44.41	52.00	**9055230050600**
0.2008		5.10	86.00	44.35	52.00	**9055230051000**
0.2012		5.11	86.00	44.34	52.00	**9055230051100**
0.2031	13/64	5.16	86.00	44.26	52.00	**9055230051600**
0.2039		5.18	86.00	44.23	52.00	**9055230051800**
0.2047		5.20	86.00	44.20	52.00	**9055230052000**
0.2055		5.22	86.00	44.17	52.00	**9055230052200**
0.2087		5.30	86.00	44.05	52.00	**9055230053000**
0.2091		5.31	93.00	49.04	57.00	**9055230053100**
0.2126		5.40	93.00	48.90	57.00	**9055230054000**
0.2130		5.41	93.00	48.89	57.00	**9055230054100**
0.2165		5.50	93.00	48.75	57.00	**9055230055000**
0.2189	7/32	5.56	93.00	48.66	57.00	**9055230055600**
0.2205		5.60	93.00	48.60	57.00	**9055230056000**
0.2209		5.61	93.00	48.59	57.00	**9055230056100**
0.2244		5.70	93.00	48.45	57.00	**9055230057000**
0.2280		5.79	93.00	48.32	57.00	**9055230057900**
0.2283		5.80	93.00	48.30	57.00	**9055230058000**
0.2323		5.90	93.00	48.15	57.00	**9055230059000**
0.2339	A	5.94	93.00	48.09	57.00	**9055230059400**
0.2343	15/64	5.95	93.00	48.08	57.00	**9055230059500**
0.2362		6.00	93.00	48.00	57.00	**9055230060000**
0.2378	B	6.04	101.00	53.94	63.00	**9055230060400**
0.2402		6.10	101.00	53.85	63.00	**9055230061000**
0.2421	C	6.15	101.00	53.78	63.00	**9055230061500**
0.2441		6.20	101.00	53.70	63.00	**9055230062000**
0.2461	D	6.25	101.00	53.63	63.00	**9055230062500**
0.2480		6.30	101.00	53.55	63.00	**9055230063000**
0.2500	1/4 E	6.35	101.00	53.48	63.00	**9055230063500**
0.2520		6.40	101.00	53.40	63.00	**9055230064000**
0.2559		6.50	101.00	53.25	63.00	**9055230065000**
0.2571	F	6.53	101.00	53.21	63.00	**9055230065300**
0.2598		6.60	101.00	53.10	63.00	**9055230066000**
0.2610	G	6.63	101.00	53.06	63.00	**9055230066300**
0.2638		6.70	101.00	52.95	63.00	**9055230067000**
0.2657	17/64 H	6.75	109.00	58.88	69.00	**9055230067500**
0.2677		6.80	109.00	58.80	69.00	**9055230068000**
0.2717	I	6.90	109.00	58.65	69.00	**9055230069000**
0.2756		7.00	109.00	58.50	69.00	**9055230070000**
0.2768	J	7.03	109.00	58.46	69.00	**9055230070300**
0.2795		7.10	109.00	58.35	69.00	**9055230071000**
0.2811	9/32 K	7.14	109.00	58.29	69.00	**9055230071400**
0.2835		7.20	109.00	58.20	69.00	**9055230072000**
0.2874		7.30	109.00	58.05	69.00	**9055230073000**
0.2902	L	7.37	109.00	57.95	69.00	**9055230073700**
0.2913		7.40	109.00	57.90	69.00	**9055230074000**
0.2949	M	7.49	109.00	57.77	69.00	**9055230074900**
0.2953		7.50	109.00	57.75	69.00	**9055230075000**
0.2969	19/64	7.54	117.00	63.69	75.00	**9055230075400**
0.2992		7.60	117.00	63.60	75.00	**9055230076000**
0.3020	N	7.67	117.00	63.50	75.00	**9055230076700**

Diameter (d_1) inch	wire/ltr	mm	l_1 mm	t_{max} mm	l_2 mm	EDP #
0.3031		7.70	117.00	63.45	75.00	**9055230077000**
0.3071		7.80	117.00	63.30	75.00	**9055230078000**
0.3110		7.90	117.00	63.15	75.00	**9055230079000**
0.3126	5/16	7.94	117.00	63.09	75.00	**9055230079400**
0.3150		8.00	117.00	63.00	75.00	**9055230080000**
0.3161	O	8.03	117.00	62.96	75.00	**9055230080300**
0.3189		8.10	117.00	62.85	75.00	**9055230081000**
0.3228	P	8.20	117.00	62.70	75.00	**9055230082000**
0.3268		8.30	117.00	62.55	75.00	**9055230083000**
0.3280	21/64	8.33	117.00	62.51	75.00	**9055230083300**
0.3307		8.40	117.00	62.40	75.00	**9055230084000**
0.3319	Q	8.43	117.00	62.36	75.00	**9055230084300**
0.3346		8.50	117.00	62.25	75.00	**9055230085000**
0.3386		8.60	125.00	68.10	81.00	**9055230086000**
0.3390	R	8.61	125.00	68.09	81.00	**9055230086100**
0.3425		8.70	125.00	67.95	81.00	**9055230087000**
0.3437	11/32	8.73	125.00	67.91	81.00	**9055230087300**
0.3465		8.80	125.00	67.80	81.00	**9055230088000**
0.3480	S	8.84	125.00	67.74	81.00	**9055230088400**
0.3504		8.90	125.00	67.65	81.00	**9055230089000**
0.3543		9.00	125.00	67.50	81.00	**9055230090000**
0.3579	T	9.09	125.00	67.37	81.00	**9055230090900**
0.3583		9.10	125.00	67.35	81.00	**9055230091000**
0.3594	23/64	9.13	125.00	67.31	81.00	**9055230091300**
0.3622		9.20	125.00	67.20	81.00	**9055230092000**
0.3661		9.30	125.00	67.05	81.00	**9055230093000**
0.3677	U	9.34	125.00	66.99	81.00	**9055230093400**
0.3701		9.40	125.00	66.90	81.00	**9055230094000**
0.3740		9.50	125.00	66.75	81.00	**9055230095000**
0.3748	3/8	9.52	133.00	72.72	87.00	**9055230095200**
0.3772	V	9.58	133.00	72.63	87.00	**9055230095800**
0.3780		9.60	133.00	72.60	87.00	**9055230096000**
0.3819		9.70	133.00	72.45	87.00	**9055230097000**
0.3858	W	9.80	133.00	72.30	87.00	**9055230098000**
0.3898		9.90	133.00	72.15	87.00	**9055230099000**
0.3906	25/64	9.92	133.00	72.12	87.00	**9055230099200**
0.3937		10.00	133.00	72.00	87.00	**9055230100000**
0.3969	X	10.08	133.00	71.88	87.00	**9055230100800**
0.3976		10.10	133.00	71.85	87.00	**9055230101000**
0.4016		10.20	133.00	71.70	87.00	**9055230102000**
0.4039	Y	10.26	133.00	71.61	87.00	**9055230102600**
0.4055		10.30	133.00	71.55	87.00	**9055230103000**
0.4063	13/32	10.32	133.00	71.52	87.00	**9055230103200**
0.4094		10.40	133.00	71.40	87.00	**9055230104000**
0.4130	Z	10.49	133.00	71.27	87.00	**9055230104900**
0.4134		10.50	133.00	71.25	87.00	**9055230105000**
0.4220	27/64	10.72	142.00	77.92	94.00	**9055230107200**
0.4331		11.00	142.00	77.50	94.00	**9055230110000**
0.4374	7/16	11.11	142.00	77.34	94.00	**9055230111100**
0.4528		11.50	142.00	76.75	94.00	**9055230115000**
0.4531	29/64	11.51	142.00	76.74	94.00	**9055230115100**
0.4689	15/32	11.91	151.00	83.14	101.00	**9055230119100**
0.4724		12.00	151.00	83.00	101.00	**9055230120000**
0.4843	31/64	12.30	151.00	82.55	101.00	**9055230123000**
0.4921		12.50	151.00	82.25	101.00	**9055230125000**
0.5000	1/2	12.70	151.00	81.95	101.00	**9055230127000**
0.5118		13.00	151.00	81.50	101.00	**9055230130000**
0.5157	33/64	13.10	151.00	81.35	101.00	**9055230131000**
0.5311	17/32	13.49	160.00	87.77	108.00	**9055230134900**
0.5315		13.50	160.00	87.75	108.00	**9055230135000**
0.5512		14.00	160.00	87.00	108.00	**9055230140000**
0.5626	9/16	14.29	169.00	92.57	114.00	**9055230142900**

Jobber length drills

Series no. **5519**

~5xD Cutting depth | DIN 338 Standard | GU 500 DZ Type | 118° Point angle | h8 Tolerance on Ø | Web Thinning | Cyl Shank form | R Cutting direction | GUHRING SELECT

Tool material **HSCO**

Surface **S**

P	Steel	●
M	Stainless steel	●
K	Cast iron	●
N	Aluminum	●
S	Titanium alloys	
H	Hardened steel	

●=Optimal
○=Limited

web thinning ≥ Ø 1.000 • facet split point • Co-alloyed high speed steel • low feed force required • low torque required • for universal application

alloyed/unalloyed steels up to 800 N/mm² • cold/hot work steels • antifriction bearing steels • non-ferrous metals • cast materials • stainless steels • plastics

$t_{max} = l_2\text{-}1.5 \times d_1$

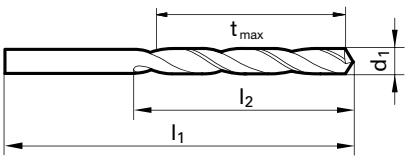

Speeds and feeds information on pg. 573

Shank diameter = cut diameter

Diameter (d_1) inch	wire/ltr	mm	l_1 mm	t_{max} mm	l_2 mm	EDP #
0.0394		1.00	34.00	10.50	12.00	9055190010000
0.0402		1.02	34.00	10.47	12.00	9055190010200
0.0409		1.04	34.00	10.44	12.00	9055190010400
0.0421		1.07	36.00	12.40	14.00	9055190010700
0.0429		1.09	36.00	12.37	14.00	9055190010900
0.0433		1.10	36.00	12.35	14.00	9055190011000
0.0465		1.18	36.00	12.23	14.00	9055190011800
0.0469	3/64	1.19	38.00	14.22	16.00	9055190011900
0.0472		1.20	38.00	14.20	16.00	9055190012000
0.0512		1.30	38.00	14.05	16.00	9055190013000
0.0520		1.32	38.00	14.02	16.00	9055190013200
0.0551		1.40	40.00	15.90	18.00	9055190014000
0.0591		1.50	40.00	15.75	18.00	9055190015000
0.0594		1.51	43.00	17.74	20.00	9055190015100
0.0626	1/16	1.59	43.00	17.62	20.00	9055190015900
0.0630		1.60	43.00	17.60	20.00	9055190016000
0.0634		1.61	43.00	17.59	20.00	9055190016100
0.0669		1.70	43.00	17.45	20.00	9055190017000
0.0701		1.78	46.00	19.33	22.00	9055190017800
0.0709		1.80	46.00	19.30	22.00	9055190018000
0.0728		1.85	46.00	19.23	22.00	9055190018500
0.0748		1.90	46.00	19.15	22.00	9055190019000
0.0760		1.93	49.00	21.11	24.00	9055190019300
0.0780	5/64	1.98	49.00	21.03	24.00	9055190019800
0.0783		1.99	49.00	21.02	24.00	9055190019900
0.0787		2.00	49.00	21.00	24.00	9055190020000
0.0811		2.06	49.00	20.91	24.00	9055190020600
0.0819		2.08	49.00	20.88	24.00	9055190020800
0.0827		2.10	49.00	20.85	24.00	9055190021000
0.0858		2.18	53.00	23.73	27.00	9055190021800
0.0866		2.20	53.00	23.70	27.00	9055190022000
0.0890		2.26	53.00	23.61	27.00	9055190022600
0.0906		2.30	53.00	23.55	27.00	9055190023000
0.0933		2.37	57.00	26.45	30.00	9055190023700
0.0937	3/32	2.38	57.00	26.43	30.00	9055190023800
0.0945		2.40	57.00	26.40	30.00	9055190024000
0.0961		2.44	57.00	26.34	30.00	9055190024400
0.0980		2.49	57.00	26.27	30.00	9055190024900
0.0984		2.50	57.00	26.25	30.00	9055190025000
0.0996		2.53	57.00	26.21	30.00	9055190025300
0.1016		2.58	57.00	26.13	30.00	9055190025800
0.1024		2.60	57.00	26.10	30.00	9055190026000

Diameter (d_1) inch	wire/ltr	mm	l_1 mm	t_{max} mm	l_2 mm	EDP #
0.1039		2.64	57.00	26.04	30.00	9055190026400
0.1063		2.70	61.00	28.95	33.00	9055190027000
0.1067		2.71	61.00	28.94	33.00	9055190027100
0.1094	7/64	2.78	61.00	28.83	33.00	9055190027800
0.1098		2.79	61.00	28.82	33.00	9055190027900
0.1102		2.80	61.00	28.80	33.00	9055190028000
0.1110		2.82	61.00	28.77	33.00	9055190028200
0.1130		2.87	61.00	28.70	33.00	9055190028700
0.1142		2.90	61.00	28.65	33.00	9055190029000
0.1161		2.95	61.00	28.58	33.00	9055190029500
0.1181		3.00	61.00	28.50	33.00	9055190030000
0.1201		3.05	65.00	31.43	36.00	9055190030500
0.1220		3.10	65.00	31.35	36.00	9055190031000
0.1248	1/8	3.17	65.00	31.25	36.00	9055190031700
0.1260		3.20	65.00	31.20	36.00	9055190032000
0.1283		3.26	65.00	31.11	36.00	9055190032600
0.1299		3.30	65.00	31.05	36.00	9055190033000
0.1339		3.40	70.00	33.90	39.00	9055190034000
0.1358		3.45	70.00	33.83	39.00	9055190034500
0.1378		3.50	70.00	33.75	39.00	9055190035000
0.1406	9/64 #28	3.57	70.00	33.65	39.00	9055190035700
0.1417		3.60	70.00	33.60	39.00	9055190036000
0.1441		3.66	70.00	33.51	39.00	9055190036600
0.1457		3.70	70.00	33.45	39.00	9055190037000
0.1469		3.73	70.00	33.41	39.00	9055190037300
0.1496		3.80	75.00	37.30	43.00	9055190038000
0.1520		3.86	75.00	37.21	43.00	9055190038600
0.1535		3.90	75.00	37.15	43.00	9055190039000
0.1539		3.91	75.00	37.14	43.00	9055190039100
0.1563	5/32	3.97	75.00	37.05	43.00	9055190039700
0.1571		3.99	75.00	37.02	43.00	9055190039900
0.1575		4.00	75.00	37.00	43.00	9055190040000
0.1591		4.04	75.00	36.94	43.00	9055190040400
0.1610		4.09	75.00	36.87	43.00	9055190040900
0.1614		4.10	75.00	36.85	43.00	9055190041000
0.1654		4.20	75.00	36.70	43.00	9055190042000
0.1661		4.22	75.00	36.67	43.00	9055190042200
0.1693		4.30	80.00	40.55	47.00	9055190043000
0.1720	11/64	4.37	80.00	40.45	47.00	9055190043700
0.1728		4.39	80.00	40.42	47.00	9055190043900
0.1732		4.40	80.00	40.40	47.00	9055190044000
0.1772		4.50	80.00	40.25	47.00	9055190045000

Jobber length drills

Series no. **5519**

Diameter (d_1) inch	wire/ltr	mm	l_1 mm	t_{max} mm	l_2 mm	EDP #
0.1799		4.57	80.00	40.15	47.00	**9055190045700**
0.1811		4.60	80.00	40.10	47.00	**9055190046000**
0.1819		4.62	80.00	40.07	47.00	**9055190046200**
0.1850		4.70	80.00	39.95	47.00	**9055190047000**
0.1874	3/16	4.76	86.00	44.86	52.00	**9055190047600**
0.1890		4.80	86.00	44.80	52.00	**9055190048000**
0.1909		4.85	86.00	44.73	52.00	**9055190048500**
0.1929		4.90	86.00	44.65	52.00	**9055190049000**
0.1937		4.92	86.00	44.62	52.00	**9055190049200**
0.1961		4.98	86.00	44.53	52.00	**9055190049800**
0.1969		5.00	86.00	44.50	52.00	**9055190050000**
0.1992		5.06	86.00	44.41	52.00	**9055190050600**
0.2008		5.10	86.00	44.35	52.00	**9055190051000**
0.2012		5.11	86.00	44.34	52.00	**9055190051100**
0.2031	13/64	5.16	86.00	44.26	52.00	**9055190051600**
0.2039		5.18	86.00	44.23	52.00	**9055190051800**
0.2047		5.20	86.00	44.20	52.00	**9055190052000**
0.2055		5.22	86.00	44.17	52.00	**9055190052200**
0.2087		5.30	86.00	44.05	52.00	**9055190053000**
0.2091		5.31	93.00	49.04	57.00	**9055190053100**
0.2126		5.40	93.00	48.90	57.00	**9055190054000**
0.2130		5.41	93.00	48.89	57.00	**9055190054100**
0.2165		5.50	93.00	48.75	57.00	**9055190055000**
0.2189	7/32	5.56	93.00	48.66	57.00	**9055190055600**
0.2205		5.60	93.00	48.60	57.00	**9055190056000**
0.2209		5.61	93.00	48.59	57.00	**9055190056100**
0.2244		5.70	93.00	48.45	57.00	**9055190057000**
0.2280		5.79	93.00	48.32	57.00	**9055190057900**
0.2283		5.80	93.00	48.30	57.00	**9055190058000**
0.2323		5.90	93.00	48.15	57.00	**9055190059000**
0.2339	A	5.94	93.00	48.09	57.00	**9055190059400**
0.2343	15/64	5.95	93.00	48.08	57.00	**9055190059500**
0.2362		6.00	93.00	48.00	57.00	**9055190060000**
0.2378	B	6.04	101.00	53.94	63.00	**9055190060400**
0.2402		6.10	101.00	53.85	63.00	**9055190061000**
0.2421	C	6.15	101.00	53.78	63.00	**9055190061500**
0.2441		6.20	101.00	53.70	63.00	**9055190062000**
0.2461	D	6.25	101.00	53.63	63.00	**9055190062500**
0.2480		6.30	101.00	53.55	63.00	**9055190063000**
0.2500	1/4 E	6.35	101.00	53.48	63.00	**9055190063500**
0.2520		6.40	101.00	53.40	63.00	**9055190064000**
0.2559		6.50	101.00	53.25	63.00	**9055190065000**
0.2571	F	6.53	101.00	53.21	63.00	**9055190065300**
0.2598		6.60	101.00	53.10	63.00	**9055190066000**
0.2610	G	6.63	101.00	53.06	63.00	**9055190066300**
0.2638		6.70	101.00	52.95	63.00	**9055190067000**
0.2657	17/64 H	6.75	109.00	58.88	69.00	**9055190067500**
0.2677		6.80	109.00	58.80	69.00	**9055190068000**
0.2717	I	6.90	109.00	58.65	69.00	**9055190069000**
0.2756		7.00	109.00	58.50	69.00	**9055190070000**
0.2768	J	7.03	109.00	58.46	69.00	**9055190070300**
0.2795		7.10	109.00	58.35	69.00	**9055190071000**
0.2811	9/32 K	7.14	109.00	58.29	69.00	**9055190071400**
0.2835		7.20	109.00	58.20	69.00	**9055190072000**
0.2874		7.30	109.00	58.05	69.00	**9055190073000**
0.2902	L	7.37	109.00	57.95	69.00	**9055190073700**
0.2913		7.40	109.00	57.90	69.00	**9055190074000**
0.2949	M	7.49	109.00	57.77	69.00	**9055190074900**
0.2953		7.50	109.00	57.75	69.00	**9055190075000**
0.2969	19/64	7.54	117.00	63.69	75.00	**9055190075400**
0.2992		7.60	117.00	63.60	75.00	**9055190076000**
0.3020	N	7.67	117.00	63.50	75.00	**9055190076700**

Diameter (d_1) inch	wire/ltr	mm	l_1 mm	t_{max} mm	l_2 mm	EDP #
0.3031		7.70	117.00	63.45	75.00	**9055190077000**
0.3071		7.80	117.00	63.30	75.00	**9055190078000**
0.3110		7.90	117.00	63.15	75.00	**9055190079000**
0.3126	5/16	7.94	117.00	63.09	75.00	**9055190079400**
0.3150		8.00	117.00	63.00	75.00	**9055190080000**
0.3161	O	8.03	117.00	62.96	75.00	**9055190080300**
0.3189		8.10	117.00	62.85	75.00	**9055190081000**
0.3228	P	8.20	117.00	62.70	75.00	**9055190082000**
0.3268		8.30	117.00	62.55	75.00	**9055190083000**
0.3280	21/64	8.33	117.00	62.51	75.00	**9055190083300**
0.3307		8.40	117.00	62.40	75.00	**9055190084000**
0.3319	Q	8.43	117.00	62.36	75.00	**9055190084300**
0.3346		8.50	117.00	62.25	75.00	**9055190085000**
0.3386		8.60	125.00	68.10	81.00	**9055190086000**
0.3390	R	8.61	125.00	68.09	81.00	**9055190086100**
0.3425		8.70	125.00	67.95	81.00	**9055190087000**
0.3437	11/32	8.73	125.00	67.91	81.00	**9055190087300**
0.3465		8.80	125.00	67.80	81.00	**9055190088000**
0.3480	S	8.84	125.00	67.74	81.00	**9055190088400**
0.3504		8.90	125.00	67.65	81.00	**9055190089000**
0.3543		9.00	125.00	67.50	81.00	**9055190090000**
0.3579	T	9.09	125.00	67.37	81.00	**9055190090900**
0.3583		9.10	125.00	67.35	81.00	**9055190091000**
0.3594	23/64	9.13	125.00	67.31	81.00	**9055190091300**
0.3622		9.20	125.00	67.20	81.00	**9055190092000**
0.3661		9.30	125.00	67.05	81.00	**9055190093000**
0.3677	U	9.34	125.00	66.99	81.00	**9055190093400**
0.3701		9.40	125.00	66.90	81.00	**9055190094000**
0.3740		9.50	125.00	66.75	81.00	**9055190095000**
0.3748	3/8	9.52	133.00	72.72	87.00	**9055190095200**
0.3772	V	9.58	133.00	72.63	87.00	**9055190095800**
0.3780		9.60	133.00	72.60	87.00	**9055190096000**
0.3819		9.70	133.00	72.45	87.00	**9055190097000**
0.3858	W	9.80	133.00	72.30	87.00	**9055190098000**
0.3898		9.90	133.00	72.15	87.00	**9055190099000**
0.3906	25/64	9.92	133.00	72.12	87.00	**9055190099200**
0.3937		10.00	133.00	72.00	87.00	**9055190100000**
0.3969	X	10.08	133.00	71.88	87.00	**9055190100800**
0.3976		10.10	133.00	71.85	87.00	**9055190101000**
0.4016		10.20	133.00	71.70	87.00	**9055190102000**
0.4039	Y	10.26	133.00	71.61	87.00	**9055190102600**
0.4055		10.30	133.00	71.55	87.00	**9055190103000**
0.4063	13/32	10.32	133.00	71.52	87.00	**9055190103200**
0.4094		10.40	133.00	71.40	87.00	**9055190104000**
0.4130	Z	10.49	133.00	71.27	87.00	**9055190104900**
0.4134		10.50	133.00	71.25	87.00	**9055190105000**
0.4220	27/64	10.72	142.00	77.92	94.00	**9055190107200**
0.4331		11.00	142.00	77.50	94.00	**9055190110000**
0.4374	7/16	11.11	142.00	77.34	94.00	**9055190111100**
0.4528		11.50	142.00	76.75	94.00	**9055190115000**
0.4531	29/64	11.51	142.00	76.74	94.00	**9055190115100**
0.4689	15/32	11.91	151.00	83.14	101.00	**9055190119100**
0.4724		12.00	151.00	83.00	101.00	**9055190120000**
0.4843	31/64	12.30	151.00	82.55	101.00	**9055190123000**
0.4921		12.50	151.00	82.25	101.00	**9055190125000**
0.5000	1/2	12.70	151.00	81.95	101.00	**9055190127000**
0.5118		13.00	151.00	81.50	101.00	**9055190130000**
0.5157	33/64	13.10	151.00	81.35	101.00	**9055190131000**
0.5311	17/32	13.49	160.00	87.77	108.00	**9055190134900**
0.5315		13.50	160.00	87.75	108.00	**9055190135000**
0.5512		14.00	160.00	87.00	108.00	**9055190140000**
0.5626	9/16	14.29	169.00	92.57	114.00	**9055190142900**

Jobber length drills

Series no. **1018**

~5xD Cutting depth | DIN 338 Standard | AeroX Type | 135° Point angle | h8 Tolerance on Ø | Web Thinning | Cyl Shank form | R Cutting direction | NEW

Tool material **M42**

Surface Bronze Oxide

P	Steel	●
M	Stainless steel	●
K	Cast iron	●
N	Aluminum	●
S	Titanium alloys	●
H	Hardened steel	○

●=Optimal
○=Limited

web thinning ≥ Ø 1.000 • optimized NAS 907 split point • 8% cobalt-alloyed HSCO high speed steel for maximum tool life, high thermal resistance and hardness

unalloyed and high-alloyed steel materials • cast materials • non-ferrous metals • Titanium and Titanium alloys

$t_{max} = l_2 - 1.5 \times d_1$

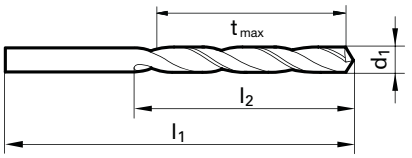

Speeds and feeds information on pg. 546

Shank diameter = cut diameter

AeroX drills are stocked in Germany

Diameter (d_1) inch	wire/ltr	mm	l_1 mm	t_{max} mm	l_2 mm	EDP #
0.0394		1.00	34.00	10.50	12.00	**9010180010000**
0.0433		1.10	36.00	12.35	14.00	**9010180011000**
0.0472		1.20	38.00	14.20	16.00	**9010180012000**
0.0512		1.30	38.00	14.05	16.00	**9010180013000**
0.0551		1.40	40.00	15.90	18.00	**9010180014000**
0.0591		1.50	40.00	15.75	18.00	**9010180015000**
0.0626	1/16	1.59	43.00	17.62	20.00	**9010180015900**
0.0630		1.60	43.00	17.60	20.00	**9010180016000**
0.0669		1.70	43.00	17.45	20.00	**9010180017000**
0.0709		1.80	46.00	19.30	22.00	**9010180018000**
0.0748		1.90	46.00	19.15	22.00	**9010180019000**
0.0780	5/64	1.98	49.00	21.03	24.00	**9010180019800**
0.0787		2.00	49.00	21.00	24.00	**9010180020000**
0.0827		2.10	49.00	20.85	24.00	**9010180021000**
0.0866		2.20	53.00	23.70	27.00	**9010180022000**
0.0906		2.30	53.00	23.55	27.00	**9010180023000**
0.0937	3/32	2.38	57.00	26.43	30.00	**9010180023800**
0.0945		2.40	57.00	26.40	30.00	**9010180024000**
0.0984		2.50	57.00	26.25	30.00	**9010180025000**
0.1024		2.60	57.00	26.10	30.00	**9010180026000**
0.1063		2.70	61.00	28.95	33.00	**9010180027000**
0.1094	7/64	2.78	61.00	28.83	33.00	**9010180027800**
0.1102		2.80	61.00	28.80	33.00	**9010180028000**
0.1142		2.90	61.00	28.65	33.00	**9010180029000**
0.1181		3.00	61.00	28.50	33.00	**9010180030000**
0.1220		3.10	65.00	31.35	36.00	**9010180031000**
0.1248	1/8	3.17	65.00	31.25	36.00	**9010180031700**
0.1260		3.20	65.00	31.20	36.00	**9010180032000**
0.1280		3.25	65.00	31.13	36.00	**9010180032500**
0.1299		3.30	65.00	31.05	36.00	**9010180033000**
0.1339		3.40	70.00	33.90	39.00	**9010180034000**
0.1378		3.50	70.00	33.75	39.00	**9010180035000**
0.1406	9/64	3.57	70.00	33.65	39.00	**9010180035700**
0.1417		3.60	70.00	33.60	39.00	**9010180036000**
0.1457		3.70	70.00	33.45	39.00	**9010180037000**
0.1496		3.80	75.00	37.30	43.00	**9010180038000**
0.1535		3.90	75.00	37.15	43.00	**9010180039000**
0.1563	5/32	3.97	75.00	37.05	43.00	**9010180039700**
0.1575		4.00	75.00	37.00	43.00	**9010180040000**
0.1614		4.10	75.00	36.85	43.00	**9010180041000**
0.1654		4.20	75.00	36.70	43.00	**9010180042000**
0.1693		4.30	80.00	40.55	47.00	**9010180043000**

Diameter (d_1) inch	wire/ltr	mm	l_1 mm	t_{max} mm	l_2 mm	EDP #
0.1732		4.40	80.00	40.40	47.00	**9010180044000**
0.1772		4.50	80.00	40.25	47.00	**9010180045000**
0.1811		4.60	80.00	40.10	47.00	**9010180046000**
0.1850		4.70	80.00	39.95	47.00	**9010180047000**
0.1874	3/16	4.76	86.00	44.86	52.00	**9010180047600**
0.1890		4.80	86.00	44.80	52.00	**9010180048000**
0.1909		4.85	86.00	44.73	52.00	**9010180048500**
0.1929		4.90	86.00	44.65	52.00	**9010180049000**
0.1969		5.00	86.00	44.50	52.00	**9010180050000**
0.2008		5.10	86.00	44.35	52.00	**9010180051000**
0.2031	13/64	5.16	86.00	44.26	52.00	**9010180051600**
0.2047		5.20	86.00	44.20	52.00	**9010180052000**
0.2087		5.30	86.00	44.05	52.00	**9010180053000**
0.2126		5.40	93.00	48.90	57.00	**9010180054000**
0.2165		5.50	93.00	48.75	57.00	**9010180055000**
0.2189	7/32	5.56	93.00	48.66	57.00	**9010180055600**
0.2205		5.60	93.00	48.60	57.00	**9010180056000**
0.2244		5.70	93.00	48.45	57.00	**9010180057000**
0.2283		5.80	93.00	48.30	57.00	**9010180058000**
0.2323		5.90	93.00	48.15	57.00	**9010180059000**
0.2343	15/64	5.95	93.00	48.08	57.00	**9010180059500**
0.2362		6.00	93.00	48.00	57.00	**9010180060000**
0.2402		6.10	101.00	53.85	63.00	**9010180061000**
0.2441		6.20	101.00	53.70	63.00	**9010180062000**
0.2480		6.30	101.00	53.55	63.00	**9010180063000**
0.2500	1/4	6.35	101.00	53.48	63.00	**9010180063500**
0.2520		6.40	101.00	53.40	63.00	**9010180064000**
0.2559		6.50	101.00	53.25	63.00	**9010180065000**
0.2598		6.60	101.00	53.10	63.00	**9010180066000**
0.2638		6.70	101.00	52.95	63.00	**9010180067000**
0.2677		6.80	109.00	58.80	69.00	**9010180068000**
0.2717		6.90	109.00	58.65	69.00	**9010180069000**
0.2756		7.00	109.00	58.50	69.00	**9010180070000**
0.2795		7.10	109.00	58.35	69.00	**9010180071000**
0.2811	9/32	7.14	109.00	58.29	69.00	**9010180071400**
0.2835		7.20	109.00	58.20	69.00	**9010180072000**
0.2874		7.30	109.00	58.05	69.00	**9010180073000**
0.2913		7.40	109.00	57.90	69.00	**9010180074000**
0.2953		7.50	109.00	57.75	69.00	**9010180075000**
0.2969	19/64	7.54	117.00	63.69	75.00	**9010180075400**
0.2992		7.60	117.00	63.60	75.00	**9010180076000**
0.3031		7.70	117.00	63.45	75.00	**9010180077000**

Jobber length drills

Series no. **1018**

Diameter (d_1) inch	wire/ltr	mm	l_1 mm	t_{max} mm	l_2 mm	EDP #
0.3071		7.80	117.00	63.30	75.00	**9010180078000**
0.3110		7.90	117.00	63.15	75.00	**9010180079000**
0.3125	5/16	7.94	117.00	63.09	75.00	**9010180079400**
0.3150		8.00	117.00	63.00	75.00	**9010180080000**
0.3189		8.10	117.00	62.85	75.00	**9010180081000**
0.3228		8.20	117.00	62.70	75.00	**9010180082000**
0.3268		8.30	117.00	62.55	75.00	**9010180083000**
0.3280	21/64	8.33	117.00	62.51	75.00	**9010180083300**
0.3307		8.40	117.00	62.40	75.00	**9010180084000**
0.3346		8.50	117.00	62.25	75.00	**9010180085000**
0.3386		8.60	125.00	68.10	81.00	**9010180086000**
0.3425		8.70	125.00	67.95	81.00	**9010180087000**
0.3437	11/32	8.73	125.00	67.91	81.00	**9010180087300**
0.3465		8.80	125.00	67.80	81.00	**9010180088000**
0.3504		8.90	125.00	67.65	81.00	**9010180089000**
0.3543		9.00	125.00	67.50	81.00	**9010180090000**
0.3583		9.10	125.00	67.35	81.00	**9010180091000**
0.3594	23/64	9.13	125.00	67.31	81.00	**9010180091300**
0.3622		9.20	125.00	67.20	81.00	**9010180092000**
0.3661		9.30	125.00	67.05	81.00	**9010180093000**
0.3740		9.50	125.00	66.75	81.00	**9010180095000**
0.3750	3/8	9.52	133.00	72.72	87.00	**9010180095200**
0.3780		9.60	133.00	72.60	87.00	**9010180096000**
0.3819		9.70	133.00	72.45	87.00	**9010180097000**

Diameter (d_1) inch	wire/ltr	mm	l_1 mm	t_{max} mm	l_2 mm	EDP #
0.3858		9.80	133.00	72.30	87.00	**9010180098000**
0.3898		9.90	133.00	72.15	87.00	**9010180099000**
0.3906	25/64	9.92	133.00	72.12	87.00	**9010180099200**
0.3937		10.00	133.00	72.00	87.00	**9010180100000**
0.3976		10.10	133.00	71.85	87.00	**9010180101000**
0.4016		10.20	133.00	71.70	87.00	**9010180102000**
0.4055		10.30	133.00	71.55	87.00	**9010180103000**
0.4063	13/32	10.32	133.00	71.52	87.00	**9010180103200**
0.4134		10.50	133.00	71.25	87.00	**9010180105000**
0.4220	27/64	10.72	142.00	77.92	94.00	**9010180107200**
0.4252		10.80	142.00	77.80	94.00	**9010180108000**
0.4331		11.00	142.00	77.50	94.00	**9010180110000**
0.4374	7/16	11.11	142.00	77.34	94.00	**9010180111100**
0.4528		11.50	142.00	76.75	94.00	**9010180115000**
0.4531	29/64	11.51	142.00	76.74	94.00	**9010180115100**
0.4689	15/32	11.91	151.00	83.14	101.00	**9010180119100**
0.4724		12.00	151.00	83.00	101.00	**9010180120000**
0.4803		12.20	151.00	82.70	101.00	**9010180122000**
0.4843	31/64	12.30	151.00	82.55	101.00	**9010180123000**
0.4921		12.50	151.00	82.25	101.00	**9010180125000**
0.5000	1/2	12.70	151.00	81.95	101.00	**9010180127000**
0.5039		12.80	151.00	81.80	101.00	**9010180128000**
0.5118		13.00	151.00	81.50	101.00	**9010180130000**

Jobber length drills

Series no. **5522**

~5xD Cutting depth | DIN 338 Standard | GT 500 DZ Type | 130° Point angle | h8 Tolerance on Ø | Web Thinning | Cyl Shank form | R Cutting direction | GUHRING SELECT

Tool material **HSS-E-PM**

Surface **S**

P	Steel	●
M	Stainless steel	○
K	Cast iron	●
N	Aluminum	○
S	Titanium alloys	○
H	Hardened steel	○

●=Optimal
○=Limited

web thinning ≥ Ø 1.000 • relieved cone • PM-Co-alloyed high speed steel • especially high rigidity • especially high wear resistance

high-alloyed steels • heat treatable and case hardened steels • cast iron, brass, bronze

$t_{max} = l_2\text{-}1.5 \times d_1$

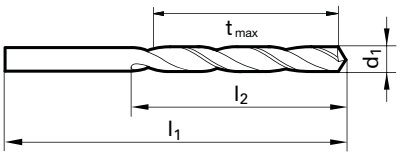

Speeds and feeds information on pg. 575

Shank diameter = cut diameter

Diameter (d_1) inch	wire/ltr	mm	l_1 mm	t_{max} mm	l_2 mm	EDP #
0.0394		1.00	34.00	10.50	12.00	9055220010000
0.0433		1.10	36.00	12.35	14.00	9055220011000
0.0472		1.20	38.00	14.20	16.00	9055220012000
0.0512		1.30	38.00	14.05	16.00	9055220013000
0.0551	#54	1.40	40.00	15.90	18.00	9055220014000
0.0591		1.50	40.00	15.75	18.00	9055220015000
0.0626	1/16	1.59	43.00	17.62	20.00	9055220015900
0.0630		1.60	43.00	17.60	20.00	9055220016000
0.0669	#51	1.70	43.00	17.45	20.00	9055220017000
0.0709		1.80	46.00	19.30	22.00	9055220018000
0.0748		1.90	46.00	19.15	22.00	9055220019000
0.0780	5/64	1.98	49.00	21.03	24.00	9055220019800
0.0787		2.00	49.00	21.00	24.00	9055220020000
0.0827		2.10	49.00	20.85	24.00	9055220021000
0.0866		2.20	53.00	23.70	27.00	9055220022000
0.0906		2.30	53.00	23.55	27.00	9055220023000
0.0937	3/32	2.38	57.00	26.43	30.00	9055220023800
0.0945		2.40	57.00	26.40	30.00	9055220024000
0.0984		2.50	57.00	26.25	30.00	9055220025000
0.1024		2.60	57.00	26.10	30.00	9055220026000
0.1063		2.70	61.00	28.95	33.00	9055220027000
0.1094	7/64	2.78	61.00	28.83	33.00	9055220027800
0.1102		2.80	61.00	28.80	33.00	9055220028000
0.1142		2.90	61.00	28.65	33.00	9055220029000
0.1181		3.00	61.00	28.50	33.00	9055220030000
0.1220		3.10	65.00	31.35	36.00	9055220031000
0.1248	1/8	3.17	65.00	31.25	36.00	9055220031700
0.1260		3.20	65.00	31.20	36.00	9055220032000
0.1299		3.30	65.00	31.05	36.00	9055220033000
0.1339		3.40	70.00	33.90	39.00	9055220034000
0.1378		3.50	70.00	33.75	39.00	9055220035000
0.1406	9/64 #28	3.57	70.00	33.65	39.00	9055220035700
0.1417		3.60	70.00	33.60	39.00	9055220036000
0.1457		3.70	70.00	33.45	39.00	9055220037000
0.1496	#25	3.80	75.00	37.30	43.00	9055220038000
0.1535		3.90	75.00	37.15	43.00	9055220039000
0.1563	5/32	3.97	75.00	37.05	43.00	9055220039700
0.1575		4.00	75.00	37.00	43.00	9055220040000
0.1614		4.10	75.00	36.85	43.00	9055220041000
0.1654		4.20	75.00	36.70	43.00	9055220042000
0.1693	#18	4.30	80.00	40.55	47.00	9055220043000
0.1720	11/64	4.37	80.00	40.45	47.00	9055220043700

Diameter (d_1) inch	wire/ltr	mm	l_1 mm	t_{max} mm	l_2 mm	EDP #
0.1732		4.40	80.00	40.40	47.00	9055220044000
0.1772	#16	4.50	80.00	40.25	47.00	9055220045000
0.1811		4.60	80.00	40.10	47.00	9055220046000
0.1850	#13	4.70	80.00	39.95	47.00	9055220047000
0.1874	3/16	4.76	86.00	44.86	52.00	9055220047600
0.1890	#12	4.80	86.00	44.80	52.00	9055220048000
0.1929		4.90	86.00	44.65	52.00	9055220049000
0.1969		5.00	86.00	44.50	52.00	9055220050000
0.2008		5.10	86.00	44.35	52.00	9055220051000
0.2031	13/64	5.16	86.00	44.26	52.00	9055220051600
0.2047		5.20	86.00	44.20	52.00	9055220052000
0.2087		5.30	86.00	44.05	52.00	9055220053000
0.2126		5.40	93.00	48.90	57.00	9055220054000
0.2165		5.50	93.00	48.75	57.00	9055220055000
0.2189	7/32	5.56	93.00	48.66	57.00	9055220055600
0.2205		5.60	93.00	48.60	57.00	9055220056000
0.2244		5.70	93.00	48.45	57.00	9055220057000
0.2283		5.80	93.00	48.30	57.00	9055220058000
0.2323		5.90	93.00	48.15	57.00	9055220059000
0.2343	15/64	5.95	93.00	48.08	57.00	9055220059500
0.2362		6.00	93.00	48.00	57.00	9055220060000
0.2402		6.10	101.00	53.85	63.00	9055220061000
0.2441		6.20	101.00	53.70	63.00	9055220062000
0.2480		6.30	101.00	53.55	63.00	9055220063000
0.2500	1/4 E	6.35	101.00	53.48	63.00	9055220063500
0.2520		6.40	101.00	53.40	63.00	9055220064000
0.2559		6.50	101.00	53.25	63.00	9055220065000
0.2598		6.60	101.00	53.10	63.00	9055220066000
0.2638		6.70	101.00	52.95	63.00	9055220067000
0.2657	17/64 H	6.75	109.00	58.88	69.00	9055220067500
0.2677		6.80	109.00	58.80	69.00	9055220068000
0.2717	I	6.90	109.00	58.65	69.00	9055220069000
0.2756		7.00	109.00	58.50	69.00	9055220070000
0.2795		7.10	109.00	58.35	69.00	9055220071000
0.2811	9/32 K	7.14	109.00	58.29	69.00	9055220071400
0.2835		7.20	109.00	58.20	69.00	9055220072000
0.2874		7.30	109.00	58.05	69.00	9055220073000
0.2913		7.40	109.00	57.90	69.00	9055220074000
0.2953		7.50	109.00	57.75	69.00	9055220075000
0.2969	19/64	7.54	117.00	63.69	75.00	9055220075400
0.2992		7.60	117.00	63.60	75.00	9055220076000
0.3031		7.70	117.00	63.45	75.00	9055220077000

Jobber length drills

Series no. **5522**

Diameter (d_1) inch	wire/ltr	mm	l_1 mm	t_{max} mm	l_2 mm	EDP #
0.3071		7.80	117.00	63.30	75.00	**9055220078000**
0.3110		7.90	117.00	63.15	75.00	**9055220079000**
0.3126	5/16	7.94	117.00	63.09	75.00	**9055220079400**
0.3150		8.00	117.00	63.00	75.00	**9055220080000**
0.3189		8.10	117.00	62.85	75.00	**9055220081000**
0.3228	P	8.20	117.00	62.70	75.00	**9055220082000**
0.3268		8.30	117.00	62.55	75.00	**9055220083000**
0.3280	21/64	8.33	117.00	62.51	75.00	**9055220083300**
0.3307		8.40	117.00	62.40	75.00	**9055220084000**
0.3346		8.50	117.00	62.25	75.00	**9055220085000**
0.3437	11/32	8.73	125.00	67.91	81.00	**9055220087300**
0.3465		8.80	125.00	67.80	81.00	**9055220088000**
0.3543		9.00	125.00	67.50	81.00	**9055220090000**
0.3594	23/64	9.13	125.00	67.31	81.00	**9055220091300**
0.3661		9.30	125.00	67.05	81.00	**9055220093000**
0.3740		9.50	125.00	66.75	81.00	**9055220095000**
0.3748	3/8	9.52	133.00	72.72	87.00	**9055220095200**
0.3858	W	9.80	133.00	72.30	87.00	**9055220098000**

Diameter (d_1) inch	wire/ltr	mm	l_1 mm	t_{max} mm	l_2 mm	EDP #
0.3906	25/64	9.92	133.00	72.12	87.00	**9055220099200**
0.3937		10.00	133.00	72.00	87.00	**9055220100000**
0.4016		10.20	133.00	71.70	87.00	**9055220102000**
0.4063	13/32	10.32	133.00	71.52	87.00	**9055220103200**
0.4134		10.50	133.00	71.25	87.00	**9055220105000**
0.4220	27/64	10.72	142.00	77.92	94.00	**9055220107200**
0.4331		11.00	142.00	77.50	94.00	**9055220110000**
0.4374	7/16	11.11	142.00	77.34	94.00	**9055220111100**
0.4528		11.50	142.00	76.75	94.00	**9055220115000**
0.4689	15/32	11.91	151.00	83.14	101.00	**9055220119100**
0.4724		12.00	151.00	83.00	101.00	**9055220120000**
0.4843	31/64	12.30	151.00	82.55	101.00	**9055220123000**
0.4921		12.50	151.00	82.25	101.00	**9055220125000**
0.5000	1/2	12.70	151.00	81.95	101.00	**9055220127000**
0.5118		13.00	151.00	81.50	101.00	**9055220130000**
0.5315		13.50	160.00	87.75	108.00	**9055220135000**
0.5512		14.00	160.00	87.00	108.00	**9055220140000**

Jobber length drills

Series no. **530**

Tool material **HSS-E-PM**

Surface **F**

~5xD Cutting depth | DIN 338 Standard | GT 500 DZ Type | 130° Point angle | h8 Tolerance on Ø | Web Thinning | Cyl Shank form | R Cutting direction | GUHRING SELECT

P	Steel	●
M	Stainless steel	○
K	Cast iron	●
N	Aluminum	○
S	Titanium alloys	○
H	Hardened steel	○

●=Optimal
○=Limited

web thinning ≥ Ø 1.000 • relieved cone point geometry with special type B web thinning • PM-Co-alloyed high speed steel • especially high rigidity • especially high wear resistance

high-tensile materials, high-alloyed steels • heat treatable and case hardened steels • cast iron, brass, bronze

$t_{max} = l_2\text{-}1.5 \times d_1$

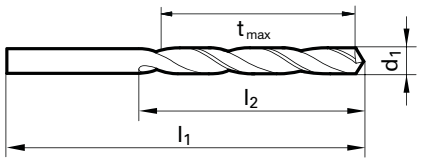

Speeds and feeds information on pg. 517

Shank diameter = cut diameter

Diameter (d_1) inch	wire/ltr	mm	l_1 mm	t_{max} mm	l_2 mm	EDP #
0.0394		1.00	34.00	10.50	12.00	9005300010000
0.0402	#60	1.02	34.00	10.47	12.00	9005300010200
0.0409	#59	1.04	34.00	10.44	12.00	9005300010400
0.0421	#58	1.07	36.00	12.40	14.00	9005300010700
0.0429	#57	1.09	36.00	12.37	14.00	9005300010900
0.0433		1.10	36.00	12.35	14.00	9005300011000
0.0465	#56	1.18	36.00	12.23	14.00	9005300011800
0.0469	3/64	1.19	38.00	14.22	16.00	9005300011900
0.0472		1.20	38.00	14.20	16.00	9005300012000
0.0512		1.30	38.00	14.05	16.00	9005300013000
0.0520	#55	1.32	38.00	14.02	16.00	9005300013200
0.0551	#54	1.40	40.00	15.90	18.00	9005300014000
0.0591		1.50	40.00	15.75	18.00	9005300015000
0.0594	#53	1.51	43.00	17.74	20.00	9005300015100
0.0626	1/16	1.59	43.00	17.62	20.00	9005300015900
0.0630		1.60	43.00	17.60	20.00	9005300016000
0.0634	#52	1.61	43.00	17.59	20.00	9005300016100
0.0669	#51	1.70	43.00	17.45	20.00	9005300017000
0.0701	#50	1.78	46.00	19.33	22.00	9005300017800
0.0709		1.80	46.00	19.30	22.00	9005300018000
0.0728	#49	1.85	46.00	19.23	22.00	9005300018500
0.0748		1.90	46.00	19.15	22.00	9005300019000
0.0760	#48	1.93	49.00	21.11	24.00	9005300019300
0.0780	5/64	1.98	49.00	21.03	24.00	9005300019800
0.0783	#47	1.99	49.00	21.02	24.00	9005300019900
0.0787		2.00	49.00	21.00	24.00	9005300020000
0.0811	#46	2.06	49.00	20.91	24.00	9005300020600
0.0819	#45	2.08	49.00	20.88	24.00	9005300020800
0.0827		2.10	49.00	20.85	24.00	9005300021000
0.0858	#44	2.18	53.00	23.73	27.00	9005300021800
0.0866		2.20	53.00	23.70	27.00	9005300022000
0.0890	#43	2.26	53.00	23.61	27.00	9005300022600
0.0906		2.30	53.00	23.55	27.00	9005300023000
0.0933	#42	2.37	57.00	26.45	30.00	9005300023700
0.0937	3/32	2.38	57.00	26.43	30.00	9005300023800
0.0945		2.40	57.00	26.40	30.00	9005300024000
0.0961	#41	2.44	57.00	26.34	30.00	9005300024400
0.0980	#40	2.49	57.00	26.27	30.00	9005300024900
0.0984		2.50	57.00	26.25	30.00	9005300025000
0.0996	#39	2.53	57.00	26.21	30.00	9005300025300
0.1016	#38	2.58	57.00	26.13	30.00	9005300025800
0.1024		2.60	57.00	26.10	30.00	9005300026000

Diameter (d_1) inch	wire/ltr	mm	l_1 mm	t_{max} mm	l_2 mm	EDP #
0.1039	#37	2.64	57.00	26.04	30.00	9005300026400
0.1063		2.70	61.00	28.95	33.00	9005300027000
0.1067	#36	2.71	61.00	28.94	33.00	9005300027100
0.1094	7/64	2.78	61.00	28.83	33.00	9005300027800
0.1098	#35	2.79	61.00	28.82	33.00	9005300027900
0.1102		2.80	61.00	28.80	33.00	9005300028000
0.1110	#34	2.82	61.00	28.77	33.00	9005300028200
0.1130	#33	2.87	61.00	28.70	33.00	9005300028700
0.1142		2.90	61.00	28.65	33.00	9005300029000
0.1161	#32	2.95	61.00	28.58	33.00	9005300029500
0.1181		3.00	61.00	28.50	33.00	9005300030000
0.1201	#31	3.05	65.00	31.43	36.00	9005300030500
0.1220		3.10	65.00	31.35	36.00	9005300031000
0.1248	1/8	3.17	65.00	31.25	36.00	9005300031700
0.1260		3.20	65.00	31.20	36.00	9005300032000
0.1283	#30	3.26	65.00	31.11	36.00	9005300032600
0.1299		3.30	65.00	31.05	36.00	9005300033000
0.1339		3.40	70.00	33.90	39.00	9005300034000
0.1358	#29	3.45	70.00	33.83	39.00	9005300034500
0.1378		3.50	70.00	33.75	39.00	9005300035000
0.1406	9/64 #28	3.57	70.00	33.65	39.00	9005300035700
0.1417		3.60	70.00	33.60	39.00	9005300036000
0.1441	#27	3.66	70.00	33.51	39.00	9005300036600
0.1457		3.70	70.00	33.45	39.00	9005300037000
0.1469	#26	3.73	70.00	33.41	39.00	9005300037300
0.1496	#25	3.80	75.00	37.30	43.00	9005300038000
0.1520	#24	3.86	75.00	37.21	43.00	9005300038600
0.1535		3.90	75.00	37.15	43.00	9005300039000
0.1539	#23	3.91	75.00	37.14	43.00	9005300039100
0.1563	5/32	3.97	75.00	37.05	43.00	9005300039700
0.1571	#22	3.99	75.00	37.02	43.00	9005300039900
0.1575		4.00	75.00	37.00	43.00	9005300040000
0.1591	#21	4.04	75.00	36.94	43.00	9005300040400
0.1610	#20	4.09	75.00	36.87	43.00	9005300040900
0.1614		4.10	75.00	36.85	43.00	9005300041000
0.1654		4.20	75.00	36.70	43.00	9005300042000
0.1661	#19	4.22	75.00	36.67	43.00	9005300042200
0.1693	#18	4.30	80.00	40.55	47.00	9005300043000
0.1720	11/64	4.37	80.00	40.45	47.00	9005300043700
0.1728	#17	4.39	80.00	40.42	47.00	9005300043900
0.1732		4.40	80.00	40.40	47.00	9005300044000
0.1772	#16	4.50	80.00	40.25	47.00	9005300045000

Jobber length drills

Series no. **530**

Diameter (d_1) inch	wire/ltr	mm	l_1 mm	t_{max} mm	l_2 mm	EDP #
0.1799	#15	4.57	80.00	40.15	47.00	**9005300045700**
0.1811		4.60	80.00	40.10	47.00	**9005300046000**
0.1819	#14	4.62	80.00	40.07	47.00	**9005300046200**
0.1850	#13	4.70	80.00	39.95	47.00	**9005300047000**
0.1874	3/16	4.76	86.00	44.86	52.00	**9005300047600**
0.1890	#12	4.80	86.00	44.80	52.00	**9005300048000**
0.1909	#11	4.85	86.00	44.73	52.00	**9005300048500**
0.1929		4.90	86.00	44.65	52.00	**9005300049000**
0.1937	#10	4.92	86.00	44.62	52.00	**9005300049200**
0.1961	#9	4.98	86.00	44.53	52.00	**9005300049800**
0.1969		5.00	86.00	44.50	52.00	**9005300050000**
0.1992	#8	5.06	86.00	44.41	52.00	**9005300050600**
0.2008		5.10	86.00	44.35	52.00	**9005300051000**
0.2012	#7	5.11	86.00	44.34	52.00	**9005300051100**
0.2031	13/64	5.16	86.00	44.26	52.00	**9005300051600**
0.2039	#6	5.18	86.00	44.23	52.00	**9005300051800**
0.2047		5.20	86.00	44.20	52.00	**9005300052000**
0.2055	#5	5.22	86.00	44.17	52.00	**9005300052200**
0.2087		5.30	86.00	44.05	52.00	**9005300053000**
0.2091	#4	5.31	93.00	49.04	57.00	**9005300053100**
0.2126		5.40	93.00	48.90	57.00	**9005300054000**
0.2130	#3	5.41	93.00	48.89	57.00	**9005300054100**
0.2165		5.50	93.00	48.75	57.00	**9005300055000**
0.2189	7/32	5.56	93.00	48.66	57.00	**9005300055600**
0.2205		5.60	93.00	48.60	57.00	**9005300056000**
0.2209	#2	5.61	93.00	48.59	57.00	**9005300056100**
0.2244		5.70	93.00	48.45	57.00	**9005300057000**
0.2280	#1	5.79	93.00	48.32	57.00	**9005300057900**
0.2283		5.80	93.00	48.30	57.00	**9005300058000**
0.2323		5.90	93.00	48.15	57.00	**9005300059000**
0.2339	A	5.94	93.00	48.09	57.00	**9005300059400**
0.2343	15/64	5.95	93.00	48.08	57.00	**9005300059500**
0.2362		6.00	93.00	48.00	57.00	**9005300060000**
0.2378	B	6.04	101.00	53.94	63.00	**9005300060400**
0.2402		6.10	101.00	53.85	63.00	**9005300061000**
0.2421	C	6.15	101.00	53.78	63.00	**9005300061500**
0.2441		6.20	101.00	53.70	63.00	**9005300062000**
0.2461	D	6.25	101.00	53.63	63.00	**9005300062500**
0.2480		6.30	101.00	53.55	63.00	**9005300063000**
0.2500	1/4 E	6.35	101.00	53.48	63.00	**9005300063500**
0.2520		6.40	101.00	53.40	63.00	**9005300064000**
0.2559		6.50	101.00	53.25	63.00	**9005300065000**
0.2571		6.53	101.00	53.21	63.00	**9005300065300**
0.2598		6.60	101.00	53.10	63.00	**9005300066000**
0.2610	G	6.63	101.00	53.06	63.00	**9005300066300**
0.2638		6.70	101.00	52.95	63.00	**9005300067000**
0.2657	17/64 H	6.75	109.00	58.88	69.00	**9005300067500**
0.2677		6.80	109.00	58.80	69.00	**9005300068000**
0.2717	I	6.90	109.00	58.65	69.00	**9005300069000**
0.2756		7.00	109.00	58.50	69.00	**9005300070000**
0.2768	J	7.03	109.00	58.46	69.00	**9005300070300**
0.2795		7.10	109.00	58.35	69.00	**9005300071000**
0.2811	9/32 K	7.14	109.00	58.29	69.00	**9005300071400**
0.2835		7.20	109.00	58.20	69.00	**9005300072000**
0.2874		7.30	109.00	58.05	69.00	**9005300073000**
0.2902	L	7.37	109.00	57.95	69.00	**9005300073700**
0.2913		7.40	109.00	57.90	69.00	**9005300074000**
0.2949	M	7.49	109.00	57.77	69.00	**9005300074900**
0.2953		7.50	109.00	57.75	69.00	**9005300075000**
0.2969	19/64	7.54	117.00	63.69	75.00	**9005300075400**

Diameter (d_1) inch	wire/ltr	mm	l_1 mm	t_{max} mm	l_2 mm	EDP #
0.2992		7.60	117.00	63.60	75.00	**9005300076000**
0.3020	N	7.67	117.00	63.50	75.00	**9005300076700**
0.3031		7.70	117.00	63.45	75.00	**9005300077000**
0.3071		7.80	117.00	63.30	75.00	**9005300078000**
0.3110		7.90	117.00	63.15	75.00	**9005300079000**
0.3126	5/16	7.94	117.00	63.09	75.00	**9005300079400**
0.3150		8.00	117.00	63.00	75.00	**9005300080000**
0.3161	O	8.03	117.00	62.96	75.00	**9005300080300**
0.3189		8.10	117.00	62.85	75.00	**9005300081000**
0.3228	P	8.20	117.00	62.70	75.00	**9005300082000**
0.3268		8.30	117.00	62.55	75.00	**9005300083000**
0.3280	21/64	8.33	117.00	62.51	75.00	**9005300083300**
0.3307		8.40	117.00	62.40	75.00	**9005300084000**
0.3319	Q	8.43	117.00	62.36	75.00	**9005300084300**
0.3346		8.50	117.00	62.25	75.00	**9005300085000**
0.3390	R	8.61	125.00	68.09	81.00	**9005300086100**
0.3437	11/32	8.73	125.00	67.91	81.00	**9005300087300**
0.3465		8.80	125.00	67.80	81.00	**9005300088000**
0.3480	S	8.84	125.00	67.74	81.00	**9005300088400**
0.3504		8.90	125.00	67.65	81.00	**9005300089000**
0.3543		9.00	125.00	67.50	81.00	**9005300090000**
0.3579	T	9.09	125.00	67.37	81.00	**9005300090900**
0.3583		9.10	125.00	67.35	81.00	**9005300091000**
0.3594	23/64	9.13	125.00	67.31	81.00	**9005300091300**
0.3622		9.20	125.00	67.20	81.00	**9005300092000**
0.3661		9.30	125.00	67.05	81.00	**9005300093000**
0.3677	U	9.34	125.00	66.99	81.00	**9005300093400**
0.3701		9.40	125.00	66.90	81.00	**9005300094000**
0.3740		9.50	125.00	66.75	81.00	**9005300095000**
0.3748	3/8	9.52	133.00	72.72	87.00	**9005300095200**
0.3772	V	9.58	133.00	72.63	87.00	**9005300095800**
0.3780		9.60	133.00	72.60	87.00	**9005300096000**
0.3819		9.70	133.00	72.45	87.00	**9005300097000**
0.3858	W	9.80	133.00	72.30	87.00	**9005300098000**
0.3898		9.90	133.00	72.15	87.00	**9005300099000**
0.3906	25/64	9.92	133.00	72.12	87.00	**9005300099200**
0.3937		10.00	133.00	72.00	87.00	**9005300100000**
0.3969	X	10.08	133.00	71.88	87.00	**9005300100800**
0.4016		10.20	133.00	71.70	87.00	**9005300102000**
0.4039	Y	10.26	133.00	71.61	87.00	**9005300102600**
0.4063	13/32	10.32	133.00	71.52	87.00	**9005300103200**
0.4130	Z	10.49	133.00	71.27	87.00	**9005300104900**
0.4134		10.50	133.00	71.25	87.00	**9005300105000**
0.4220	27/64	10.72	142.00	77.92	94.00	**9005300107200**
0.4331		11.00	142.00	77.50	94.00	**9005300110000**
0.4374	7/16	11.11	142.00	77.34	94.00	**9005300111100**
0.4528		11.50	142.00	76.75	94.00	**9005300115000**
0.4531	29/64	11.51	142.00	76.74	94.00	**9005300115100**
0.4689	15/32	11.91	151.00	83.14	101.00	**9005300119100**
0.4724		12.00	151.00	83.00	101.00	**9005300120000**
0.4843	31/64	12.30	151.00	82.55	101.00	**9005300123000**
0.4921		12.50	151.00	82.25	101.00	**9005300125000**
0.5000	1/2	12.70	151.00	81.95	101.00	**9005300127000**
0.5118		13.00	151.00	81.50	101.00	**9005300130000**
0.5157	33/64	13.10	151.00	81.35	101.00	**9005300131000**
0.5311	17/32	13.49	160.00	87.77	108.00	**9005300134900**
0.5315		13.50	160.00	87.75	108.00	**9005300135000**
0.5512		14.00	160.00	87.00	108.00	**9005300140000**
0.5626	9/16	14.29	169.00	92.57	114.00	**9005300142900**

BUSHING & TAPER LENGTH
HSS & HSCO DRILLS

Bushing length drills

Series no. **666**

~10xD	DIN 339	N	118°	h8		Cyl	R
Cutting depth	Standard	Type	Point angle	Tolerance on Ø	Web Thinning	Shank form	Cutting direction

Tool material: **HSS**

Surface: **S**

P	Steel	●
M	Stainless steel	
K	Cast iron	●
N	Aluminum	●
S	Titanium alloys	
H	Hardened steel	

●=Optimal
○=Limited

web thinning ≥ Ø 1.000 • relieved cone • for drilling through drill bushes

alloyed/unalloyed steel and cast steel • grey cast iron, malleable and spheroidal iron • sintered powder metal, German silver and graphite

$t_{max} = l_2 - 1.5 \times d_1$

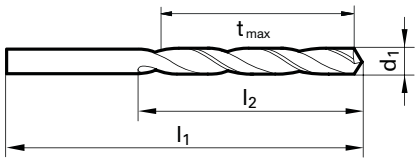

Speeds and feeds information on pg. 539

Shank diameter = cut diameter

Diameter (d_1) inch	wire/ltr	mm	l_1 mm	t_{max} mm	l_2 mm	EDP #
0.0394		1.00	48.00	24.50	26.00	9006660010000
0.0433		1.10	50.00	26.35	28.00	9006660011000
0.0472		1.20	52.00	28.20	30.00	9006660012000
0.0512		1.30	52.00	28.05	30.00	9006660013000
0.0551	#54	1.40	55.00	30.90	33.00	9006660014000
0.0591		1.50	55.00	30.75	33.00	9006660015000
0.0630		1.60	58.00	32.60	35.00	9006660016000
0.0669	#51	1.70	58.00	32.45	35.00	9006660017000
0.0709		1.80	62.00	35.30	38.00	9006660018000
0.0748		1.90	62.00	35.15	38.00	9006660019000
0.0780	5/64	1.98	66.00	38.03	41.00	9006660019800
0.0787		2.00	66.00	38.00	41.00	9006660020000
0.0827		2.10	66.00	37.85	41.00	9006660021000
0.0866		2.20	70.00	40.70	44.00	9006660022000
0.0906		2.30	70.00	40.55	44.00	9006660023000
0.0945		2.40	74.00	43.40	47.00	9006660024000
0.0984		2.50	74.00	43.25	47.00	9006660025000
0.1024		2.60	74.00	43.10	47.00	9006660026000
0.1063		2.70	79.00	46.95	51.00	9006660027000
0.1102		2.80	79.00	46.80	51.00	9006660028000
0.1142		2.90	79.00	46.65	51.00	9006660029000
0.1181		3.00	79.00	46.50	51.00	9006660030000
0.1220		3.10	84.00	50.35	55.00	9006660031000
0.1260		3.20	84.00	50.20	55.00	9006660032000
0.1299		3.30	84.00	50.05	55.00	9006660033000
0.1339		3.40	91.00	54.90	60.00	9006660034000
0.1378		3.50	91.00	54.75	60.00	9006660035000
0.1406	9/64	#28 3.57	91.00	54.65	60.00	9006660035700
0.1417		3.60	91.00	54.60	60.00	9006660036000
0.1457		3.70	91.00	54.45	60.00	9006660037000
0.1496	#25	3.80	96.00	58.30	64.00	9006660038000
0.1535		3.90	96.00	58.15	64.00	9006660039000
0.1575		4.00	96.00	58.00	64.00	9006660040000
0.1614		4.10	96.00	57.85	64.00	9006660041000
0.1654		4.20	96.00	57.70	64.00	9006660042000
0.1693	#18	4.30	102.00	62.55	69.00	9006660043000
0.1732		4.40	102.00	62.40	69.00	9006660044000

Diameter (d_1) inch	wire/ltr	mm	l_1 mm	t_{max} mm	l_2 mm	EDP #
0.1772	#16	4.50	102.00	62.25	69.00	9006660045000
0.1811		4.60	102.00	62.10	69.00	9006660046000
0.1890	#12	4.80	108.00	66.80	74.00	9006660048000
0.1929		4.90	108.00	66.65	74.00	9006660049000
0.1969		5.00	108.00	66.50	74.00	9006660050000
0.2008		5.10	108.00	66.35	74.00	9006660051000
0.2047		5.20	108.00	66.20	74.00	9006660052000
0.2087		5.30	108.00	66.05	74.00	9006660053000
0.2126		5.40	116.00	71.90	80.00	9006660054000
0.2165		5.50	116.00	71.75	80.00	9006660055000
0.2205		5.60	116.00	71.60	80.00	9006660056000
0.2244		5.70	116.00	71.45	80.00	9006660057000
0.2283		5.80	116.00	71.30	80.00	9006660058000
0.2362		6.00	116.00	71.00	80.00	9006660060000
0.2402		6.10	124.00	76.85	86.00	9006660061000
0.2441		6.20	124.00	76.70	86.00	9006660062000
0.2480		6.30	124.00	76.55	86.00	9006660063000
0.2559		6.50	124.00	76.25	86.00	9006660065000
0.2598		6.60	124.00	76.10	86.00	9006660066000
0.2638		6.70	124.00	75.95	86.00	9006660067000
0.2677		6.80	133.00	82.80	93.00	9006660068000
0.2717	I	6.90	133.00	82.65	93.00	9006660069000
0.2756		7.00	133.00	82.50	93.00	9006660070000
0.2835		7.20	133.00	82.20	93.00	9006660072000
0.2874		7.30	133.00	82.05	93.00	9006660073000
0.2953		7.50	133.00	81.75	93.00	9006660075000
0.3031		7.70	142.00	88.45	100.00	9006660077000
0.3071		7.80	142.00	88.30	100.00	9006660078000
0.3110		7.90	142.00	88.15	100.00	9006660079000
0.3126	5/16	7.94	142.00	88.09	100.00	9006660079400
0.3150		8.00	142.00	88.00	100.00	9006660080000
0.3228	P	8.20	142.00	87.70	100.00	9006660082000
0.3307		8.40	142.00	87.40	100.00	9006660084000
0.3346		8.50	142.00	87.25	100.00	9006660085000
0.3543		9.00	151.00	93.50	107.00	9006660090000
0.4528		11.50	173.00	107.75	125.00	9006660115000

Taper length drills

Series no. **217**

~10xD	DIN 340	N	118°	h8		Cyl	R	GUHRING SELECT
Cutting depth	Standard	Type	Point angle	Tolerance on Ø	Web Thinning	Shank form	Cutting direction	

Tool material **HSS**

Surface >Ø 2.36

P	Steel	●
M	Stainless steel	
K	Cast iron	●
N	Aluminum	○
S	Titanium alloys	
H	Hardened steel	

●=Optimal
○=Limited

web thinning ≥ Ø 1.000 • relieved cone • for deep holes

alloyed/unalloyed steel and cast steel • grey cast iron, malleable and spheroidal iron • sintered powder metal, German silver and graphite

$t_{max} = l_2 - 1.5 \times d_1$

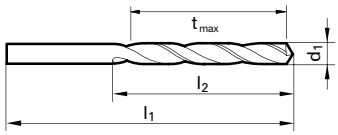

Speeds and feeds information on pg. 498

Shank diameter = cut diameter

Diameter (d_1) inch	wire/ltr	mm	l_1 mm	t_{max} mm	l_2 mm	EDP #
0.0157	1/64	0.40	30.00	9.40	10.00	9002170004000
0.0173		0.44	30.00	9.34	10.00	9002170004400
0.0185		0.47	30.00	9.30	10.00	9002170004700
0.0197		0.50	32.00	11.25	12.00	9002170005000
0.0205		0.52	32.00	11.22	12.00	9002170005200
0.0217		0.55	35.00	14.18	15.00	9002170005500
0.0224	#74	0.57	35.00	14.15	15.00	9002170005700
0.0236		0.60	35.00	14.10	15.00	9002170006000
0.0244		0.62	38.00	17.07	18.00	9002170006200
0.0256		0.65	38.00	17.03	18.00	9002170006500
0.0276		0.70	42.00	19.95	21.00	9002170007000
0.0287		0.73	42.00	19.91	21.00	9002170007300
0.0295		0.75	42.00	19.88	21.00	9002170007500
0.0299		0.76	46.00	23.86	25.00	9002170007600
0.0311	1/32 #68	0.79	46.00	23.82	25.00	9002170007900
0.0315		0.80	46.00	23.80	25.00	9002170008000
0.0323		0.82	46.00	23.77	25.00	9002170008200
0.0335		0.85	46.00	23.73	25.00	9002170008500
0.0354		0.90	51.00	27.65	29.00	9002170009000
0.0362		0.92	51.00	27.62	29.00	9002170009200
0.0374		0.95	51.00	27.58	29.00	9002170009500
0.0382	#62	0.97	56.00	31.55	33.00	9002170009700
0.0394		1.00	56.00	31.50	33.00	9002170010000
0.0402	#60	1.02	56.00	31.47	33.00	9002170010200
0.0409	#59	1.04	56.00	31.44	33.00	9002170010400
0.0413		1.05	56.00	31.43	33.00	9002170010500
0.0421	#58	1.07	60.00	35.40	37.00	9002170010700
0.0429	#57	1.09	60.00	35.37	37.00	9002170010900
0.0433		1.10	60.00	35.35	37.00	9002170011000
0.0441		1.12	60.00	35.32	37.00	9002170011200
0.0453		1.15	60.00	35.28	37.00	9002170011500
0.0465	#56	1.18	60.00	35.23	37.00	9002170011800
0.0469	3/64	1.19	65.00	39.22	41.00	9002170011900
0.0472		1.20	65.00	39.20	41.00	9002170012000
0.0492		1.25	65.00	39.13	41.00	9002170012500
0.0512		1.30	65.00	39.05	41.00	9002170013000
0.0520	#55	1.32	65.00	39.02	41.00	9002170013200
0.0531		1.35	70.00	42.98	45.00	9002170013500
0.0551	#54	1.40	70.00	42.90	45.00	9002170014000
0.0571		1.45	70.00	42.83	45.00	9002170014500
0.0591		1.50	70.00	42.75	45.00	9002170015000
0.0594	#53	1.51	76.00	47.74	50.00	9002170015100
0.0610		1.55	76.00	47.68	50.00	9002170015500

Diameter (d_1) inch	wire/ltr	mm	l_1 mm	t_{max} mm	l_2 mm	EDP #
0.0626	1/16	1.59	76.00	47.62	50.00	9002170015900
0.0630		1.60	76.00	47.60	50.00	9002170016000
0.0634	#52	1.61	76.00	47.59	50.00	9002170016100
0.0650		1.65	76.00	47.53	50.00	9002170016500
0.0669	#51	1.70	76.00	47.45	50.00	9002170017000
0.0689		1.75	80.00	50.38	53.00	9002170017500
0.0701	#50	1.78	80.00	50.33	53.00	9002170017800
0.0709		1.80	80.00	50.30	53.00	9002170018000
0.0728	#49	1.85	80.00	50.23	53.00	9002170018500
0.0748		1.90	80.00	50.15	53.00	9002170019000
0.0760	#48	1.93	85.00	53.11	56.00	9002170019300
0.0768		1.95	85.00	53.08	56.00	9002170019500
0.0780	5/64	1.98	85.00	53.03	56.00	9002170019800
0.0783	#47	1.99	85.00	53.02	56.00	9002170019900
0.0787		2.00	85.00	53.00	56.00	9002170020000
0.0799		2.03	85.00	52.96	56.00	9002170020300
0.0807		2.05	85.00	52.93	56.00	9002170020500
0.0811	#46	2.06	85.00	52.91	56.00	9002170020600
0.0819	#45	2.08	85.00	52.88	56.00	9002170020800
0.0827		2.10	85.00	52.85	56.00	9002170021000
0.0846		2.15	90.00	55.78	59.00	9002170021500
0.0858	#44	2.18	90.00	55.73	59.00	9002170021800
0.0866		2.20	90.00	55.70	59.00	9002170022000
0.0886		2.25	90.00	55.63	59.00	9002170022500
0.0890	#43	2.26	90.00	55.61	59.00	9002170022600
0.0906		2.30	90.00	55.55	59.00	9002170023000
0.0913		2.32	90.00	55.52	59.00	9002170023200
0.0925		2.35	90.00	55.48	59.00	9002170023500
0.0933	#42	2.37	95.00	58.45	62.00	9002170023700
0.0937	3/32	2.38	95.00	58.43	62.00	9002170023800
0.0945		2.40	95.00	58.40	62.00	9002170024000
0.0961	#41	2.44	95.00	58.34	62.00	9002170024400
0.0965		2.45	95.00	58.33	62.00	9002170024500
0.0980	#40	2.49	95.00	58.27	62.00	9002170024900
0.0984		2.50	95.00	58.25	62.00	9002170025000
0.0996	#39	2.53	95.00	58.21	62.00	9002170025300
0.1004		2.55	95.00	58.18	62.00	9002170025500
0.1016	#38	2.58	95.00	58.13	62.00	9002170025800
0.1024		2.60	95.00	58.10	62.00	9002170026000
0.1031		2.62	95.00	58.07	62.00	9002170026200
0.1039	#37	2.64	95.00	58.04	62.00	9002170026400
0.1043		2.65	95.00	58.03	62.00	9002170026500
0.1063		2.70	100.00	61.95	66.00	9002170027000

Taper length drills

Series no. **217**

Diameter (d_1) inch	wire/ltr	mm	l_1 mm	t_{max} mm	l_2 mm	EDP #
0.1067	#36	2.71	100.00	61.94	66.00	**9002170027100**
0.1083		2.75	100.00	61.88	66.00	**9002170027500**
0.1094	7/64	2.78	100.00	61.83	66.00	**9002170027800**
0.1098	#35	2.79	100.00	61.82	66.00	**9002170027900**
0.1102		2.80	100.00	61.80	66.00	**9002170028000**
0.1110	#34	2.82	100.00	61.77	66.00	**9002170028200**
0.1122		2.85	100.00	61.73	66.00	**9002170028500**
0.1130	#33	2.87	100.00	61.70	66.00	**9002170028700**
0.1142		2.90	100.00	61.65	66.00	**9002170029000**
0.1161	#32	2.95	100.00	61.58	66.00	**9002170029500**
0.1181		3.00	100.00	61.50	66.00	**9002170030000**
0.1201	#31	3.05	106.00	64.43	69.00	**9002170030500**
0.1220		3.10	106.00	64.35	69.00	**9002170031000**
0.1240		3.15	106.00	64.28	69.00	**9002170031500**
0.1248	1/8	3.17	106.00	64.25	69.00	**9002170031700**
0.1260		3.20	106.00	64.20	69.00	**9002170032000**
0.1280		3.25	106.00	64.13	69.00	**9002170032500**
0.1283	#30	3.26	106.00	64.11	69.00	**9002170032600**
0.1299		3.30	106.00	64.05	69.00	**9002170033000**
0.1319		3.35	106.00	63.98	69.00	**9002170033500**
0.1339		3.40	112.00	67.90	73.00	**9002170034000**
0.1358	#29	3.45	112.00	67.83	73.00	**9002170034500**
0.1378		3.50	112.00	67.75	73.00	**9002170035000**
0.1398		3.55	112.00	67.68	73.00	**9002170035500**
0.1406	9/64 #28	3.57	112.00	67.65	73.00	**9002170035700**
0.1417		3.60	112.00	67.60	73.00	**9002170036000**
0.1437		3.65	112.00	67.53	73.00	**9002170036500**
0.1441	#27	3.66	112.00	67.51	73.00	**9002170036600**
0.1457		3.70	112.00	67.45	73.00	**9002170037000**
0.1469	#26	3.73	112.00	67.41	73.00	**9002170037300**
0.1476		3.75	112.00	67.38	73.00	**9002170037500**
0.1496	#25	3.80	119.00	72.30	78.00	**9002170038000**
0.1516		3.85	119.00	72.23	78.00	**9002170038500**
0.1520	#24	3.86	119.00	72.21	78.00	**9002170038600**
0.1535		3.90	119.00	72.15	78.00	**9002170039000**
0.1539	#23	3.91	119.00	72.14	78.00	**9002170039100**
0.1555		3.95	119.00	72.08	78.00	**9002170039500**
0.1563	5/32	3.97	119.00	72.05	78.00	**9002170039700**
0.1571	#22	3.99	119.00	72.02	78.00	**9002170039900**
0.1575		4.00	119.00	72.00	78.00	**9002170040000**
0.1591	#21	4.04	119.00	71.94	78.00	**9002170040400**
0.1594		4.05	119.00	71.93	78.00	**9002170040500**
0.1610	#20	4.09	119.00	71.87	78.00	**9002170040900**
0.1614		4.10	119.00	71.85	78.00	**9002170041000**
0.1634		4.15	119.00	71.78	78.00	**9002170041500**
0.1654		4.20	119.00	71.70	78.00	**9002170042000**
0.1661	#19	4.22	119.00	71.67	78.00	**9002170042200**
0.1673		4.25	119.00	71.63	78.00	**9002170042500**
0.1693	#18	4.30	126.00	75.55	82.00	**9002170043000**
0.1713		4.35	126.00	75.48	82.00	**9002170043500**
0.1720	11/64	4.37	126.00	75.45	82.00	**9002170043700**
0.1728	#17	4.39	126.00	75.42	82.00	**9002170043900**
0.1732		4.40	126.00	75.40	82.00	**9002170044000**
0.1752		4.45	126.00	75.33	82.00	**9002170044500**
0.1772	#16	4.50	126.00	75.25	82.00	**9002170045000**
0.1799	#15	4.57	126.00	75.15	82.00	**9002170045700**
0.1811		4.60	126.00	75.10	82.00	**9002170046000**
0.1819	#14	4.62	126.00	75.07	82.00	**9002170046200**
0.1831		4.65	126.00	75.03	82.00	**9002170046500**
0.1850	#13	4.70	126.00	74.95	82.00	**9002170047000**
0.1870		4.75	126.00	74.88	82.00	**9002170047500**
0.1874	3/16	4.76	132.00	79.86	87.00	**9002170047600**
0.1890	#12	4.80	132.00	79.80	87.00	**9002170048000**
0.1909	#11	4.85	132.00	79.73	87.00	**9002170048500**
0.1929		4.90	132.00	79.65	87.00	**9002170049000**
0.1937	#10	4.92	132.00	79.62	87.00	**9002170049200**
0.1949		4.95	132.00	79.58	87.00	**9002170049500**
0.1961	#9	4.98	132.00	79.53	87.00	**9002170049800**
0.1969		5.00	132.00	79.50	87.00	**9002170050000**
0.1988		5.05	132.00	79.43	87.00	**9002170050500**
0.1992	#8	5.06	132.00	79.41	87.00	**9002170050600**
0.2008		5.10	132.00	79.35	87.00	**9002170051000**
0.2012	#7	5.11	132.00	79.34	87.00	**9002170051100**
0.2028		5.15	132.00	79.28	87.00	**9002170051500**
0.2031	13/64	5.16	132.00	79.26	87.00	**9002170051600**
0.2039	#6	5.18	132.00	79.23	87.00	**9002170051800**
0.2047		5.20	132.00	79.20	87.00	**9002170052000**
0.2055	#5	5.22	132.00	79.17	87.00	**9002170052200**
0.2067		5.25	132.00	79.13	87.00	**9002170052500**
0.2087		5.30	132.00	79.05	87.00	**9002170053000**
0.2091	#4	5.31	139.00	83.04	91.00	**9002170053100**
0.2106		5.35	139.00	82.98	91.00	**9002170053500**
0.2126		5.40	139.00	82.90	91.00	**9002170054000**
0.2130	#3	5.41	139.00	82.89	91.00	**9002170054100**
0.2146		5.45	139.00	82.83	91.00	**9002170054500**
0.2165		5.50	139.00	82.75	91.00	**9002170055000**
0.2185		5.55	139.00	82.68	91.00	**9002170055500**
0.2189	7/32	5.56	139.00	82.66	91.00	**9002170055600**
0.2205		5.60	139.00	82.60	91.00	**9002170056000**
0.2209	#2	5.61	139.00	82.59	91.00	**9002170056100**
0.2224		5.65	139.00	82.53	91.00	**9002170056500**
0.2244		5.70	139.00	82.45	91.00	**9002170057000**
0.2264		5.75	139.00	82.38	91.00	**9002170057500**
0.2280	#1	5.79	139.00	82.32	91.00	**9002170057900**
0.2283		5.80	139.00	82.30	91.00	**9002170058000**
0.2303		5.85	139.00	82.23	91.00	**9002170058500**
0.2323		5.90	139.00	82.15	91.00	**9002170059000**
0.2339	A	5.94	139.00	82.09	91.00	**9002170059400**
0.2343	15/64	5.95	139.00	82.08	91.00	**9002170059500**
0.2362		6.00	139.00	82.00	91.00	**9002170060000**
0.2378	B	6.04	148.00	87.94	97.00	**9002170060400**
0.2402		6.10	148.00	87.85	97.00	**9002170061000**
0.2421	C	6.15	148.00	87.78	97.00	**9002170061500**
0.2441		6.20	148.00	87.70	97.00	**9002170062000**
0.2461	D	6.25	148.00	87.63	97.00	**9002170062500**
0.2480		6.30	148.00	87.55	97.00	**9002170063000**
0.2500	1/4 E	6.35	148.00	87.48	97.00	**9002170063500**
0.2520		6.40	148.00	87.40	97.00	**9002170064000**
0.2559		6.50	148.00	87.25	97.00	**9002170065000**
0.2571		6.53	148.00	87.21	97.00	**9002170065300**
0.2598		6.60	148.00	87.10	97.00	**9002170066000**
0.2610	G	6.63	148.00	87.06	97.00	**9002170066300**
0.2638		6.70	148.00	86.95	97.00	**9002170067000**
0.2657	17/64 H	6.75	156.00	91.88	102.00	**9002170067500**
0.2677		6.80	156.00	91.80	102.00	**9002170068000**
0.2717	I	6.90	156.00	91.65	102.00	**9002170069000**
0.2756		7.00	156.00	91.50	102.00	**9002170070000**
0.2768	J	7.03	156.00	91.46	102.00	**9002170070300**
0.2795		7.10	156.00	91.35	102.00	**9002170071000**
0.2811	9/32 K	7.14	156.00	91.29	102.00	**9002170071400**
0.2835		7.20	156.00	91.20	102.00	**9002170072000**
0.2854		7.25	156.00	91.13	102.00	**9002170072500**
0.2874		7.30	156.00	91.05	102.00	**9002170073000**
0.2902	L	7.37	156.00	90.95	102.00	**9002170073700**
0.2913		7.40	156.00	90.90	102.00	**9002170074000**
0.2953		7.50	156.00	90.75	102.00	**9002170075000**
0.2969	19/64	7.54	165.00	97.69	109.00	**9002170075400**
0.2992		7.60	165.00	97.60	109.00	**9002170076000**
0.3020	N	7.67	165.00	97.50	109.00	**9002170076700**
0.3031		7.70	165.00	97.45	109.00	**9002170077000**
0.3051		7.75	165.00	97.38	109.00	**9002170077500**
0.3071		7.80	165.00	97.30	109.00	**9002170078000**

Taper length drills

Series no. **217**

Diameter (d_1) inch	wire/ltr	mm	l_1 mm	t_{max} mm	l_2 mm	EDP #
0.3110		7.90	165.00	97.15	109.00	**9002170079000**
0.3126	5/16	7.94	165.00	97.09	109.00	**9002170079400**
0.3150		8.00	165.00	97.00	109.00	**9002170080000**
0.3161	O	8.03	165.00	96.96	109.00	**9002170080300**
0.3189		8.10	165.00	96.85	109.00	**9002170081000**
0.3228	P	8.20	165.00	96.70	109.00	**9002170082000**
0.3248		8.25	165.00	96.63	109.00	**9002170082500**
0.3268		8.30	165.00	96.55	109.00	**9002170083000**
0.3280	21/64	8.33	165.00	96.51	109.00	**9002170083300**
0.3307		8.40	165.00	96.40	109.00	**9002170084000**
0.3319	Q	8.43	165.00	96.36	109.00	**9002170084300**
0.3346		8.50	165.00	96.25	109.00	**9002170085000**
0.3386		8.60	175.00	102.10	115.00	**9002170086000**
0.3390	R	8.61	175.00	102.09	115.00	**9002170086100**
0.3425		8.70	175.00	101.95	115.00	**9002170087000**
0.3437	11/32	8.73	175.00	101.91	115.00	**9002170087300**
0.3445		8.75	175.00	101.88	115.00	**9002170087500**
0.3465		8.80	175.00	101.80	115.00	**9002170088000**
0.3480	S	8.84	175.00	101.74	115.00	**9002170088400**
0.3504		8.90	175.00	101.65	115.00	**9002170089000**
0.3543		9.00	175.00	101.50	115.00	**9002170090000**
0.3583		9.10	175.00	101.35	115.00	**9002170091000**
0.3594	23/64	9.13	175.00	101.31	115.00	**9002170091300**
0.3622		9.20	175.00	101.20	115.00	**9002170092000**
0.3642		9.25	175.00	101.13	115.00	**9002170092500**
0.3661		9.30	175.00	101.05	115.00	**9002170093000**
0.3701		9.40	175.00	100.90	115.00	**9002170094000**
0.3740		9.50	175.00	100.75	115.00	**9002170095000**
0.3748	3/8	9.52	184.00	106.72	121.00	**9002170095200**
0.3780		9.60	184.00	106.60	121.00	**9002170096000**
0.3819		9.70	184.00	106.45	121.00	**9002170097000**
0.3839		9.75	184.00	106.38	121.00	**9002170097500**
0.3858	W	9.80	184.00	106.30	121.00	**9002170098000**
0.3898		9.90	184.00	106.15	121.00	**9002170099000**
0.3906	25/64	9.92	184.00	106.12	121.00	**9002170099200**
0.3937		10.00	184.00	106.00	121.00	**9002170100000**
0.3969	X	10.08	184.00	105.88	121.00	**9002170100800**
0.3976		10.10	184.00	105.85	121.00	**9002170101000**
0.4016		10.20	184.00	105.70	121.00	**9002170102000**
0.4035		10.25	184.00	105.63	121.00	**9002170102500**
0.4039	Y	10.26	184.00	105.61	121.00	**9002170102600**
0.4055		10.30	184.00	105.55	121.00	**9002170103000**
0.4063	13/32	10.32	184.00	105.52	121.00	**9002170103200**
0.4094		10.40	184.00	105.40	121.00	**9002170104000**
0.4130	Z	10.49	184.00	105.27	121.00	**9002170104900**
0.4134		10.50	184.00	105.25	121.00	**9002170105000**
0.4173		10.60	184.00	105.10	121.00	**9002170106000**
0.4213		10.70	195.00	111.95	128.00	**9002170107000**
0.4220	27/64	10.72	195.00	111.92	128.00	**9002170107200**
0.4232		10.75	195.00	111.88	128.00	**9002170107500**
0.4252		10.80	195.00	111.80	128.00	**9002170108000**
0.4291		10.90	195.00	111.65	128.00	**9002170109000**
0.4331		11.00	195.00	111.50	128.00	**9002170110000**
0.4374	7/16	11.11	195.00	111.34	128.00	**9002170111100**
0.4409		11.20	195.00	111.20	128.00	**9002170112000**
0.4429		11.25	195.00	111.13	128.00	**9002170112500**
0.4449		11.30	195.00	111.05	128.00	**9002170113000**
0.4488		11.40	195.00	110.90	128.00	**9002170114000**
0.4528		11.50	195.00	110.75	128.00	**9002170115000**
0.4531	29/64	11.51	195.00	110.74	128.00	**9002170115100**
0.4567		11.60	195.00	110.60	128.00	**9002170116000**
0.4626		11.75	195.00	110.38	128.00	**9002170117500**
0.4646		11.80	195.00	110.30	128.00	**9002170118000**
0.4689	15/32	11.91	205.00	116.14	134.00	**9002170119100**
0.4724		12.00	205.00	116.00	134.00	**9002170120000**

Diameter (d_1) inch	wire/ltr	mm	l_1 mm	t_{max} mm	l_2 mm	EDP #
0.4764		12.10	205.00	115.85	134.00	**9002170121000**
0.4803		12.20	205.00	115.70	134.00	**9002170122000**
0.4823		12.25	205.00	115.63	134.00	**9002170122500**
0.4843	31/64	12.30	205.00	115.55	134.00	**9002170123000**
0.4921		12.50	205.00	115.25	134.00	**9002170125000**
0.5000	1/2	12.70	205.00	114.95	134.00	**9002170127000**
0.5020		12.75	205.00	114.88	134.00	**9002170127500**
0.5039		12.80	205.00	114.80	134.00	**9002170128000**
0.5118		13.00	205.00	114.50	134.00	**9002170130000**
0.5157	33/64	13.10	205.00	114.35	134.00	**9002170131000**
0.5197		13.20	205.00	114.20	134.00	**9002170132000**
0.5311	17/32	13.49	214.00	119.77	140.00	**9002170134900**
0.5315		13.50	214.00	119.75	140.00	**9002170135000**
0.5413		13.75	214.00	119.38	140.00	**9002170137500**
0.5433		13.80	214.00	119.30	140.00	**9002170138000**
0.5469	35/64	13.89	214.00	119.17	140.00	**9002170138900**
0.5512		14.00	214.00	119.00	140.00	**9002170140000**
0.5591		14.20	220.00	122.70	144.00	**9002170142000**
0.5610		14.25	220.00	122.63	144.00	**9002170142500**
0.5626	9/16	14.29	220.00	122.57	144.00	**9002170142900**
0.5709		14.50	220.00	122.25	144.00	**9002170145000**
0.5780	37/64	14.68	220.00	121.98	144.00	**9002170146800**
0.5906		15.00	220.00	121.50	144.00	**9002170150000**
0.5937	19/32	15.08	227.00	126.38	149.00	**9002170150800**
0.6004		15.25	227.00	126.13	149.00	**9002170152500**
0.6063		15.40	227.00	125.90	149.00	**9002170154000**
0.6094	39/64	15.48	227.00	125.78	149.00	**9002170154800**
0.6102		15.50	227.00	125.75	149.00	**9002170155000**
0.6248	5/8	15.87	227.00	125.20	149.00	**9002170158700**
0.6299		16.00	227.00	125.00	149.00	**9002170160000**
0.6406	41/64	16.27	235.00	129.60	154.00	**9002170162700**
0.6496		16.50	235.00	129.25	154.00	**9002170165000**
0.6563	21/32	16.67	235.00	129.00	154.00	**9002170166700**
0.6693		17.00	235.00	128.50	154.00	**9002170170000**
0.6720	43/64	17.07	241.00	132.40	158.00	**9002170170700**
0.6874	11/16	17.46	241.00	131.81	158.00	**9002170174600**
0.6890		17.50	241.00	131.75	158.00	**9002170175000**
0.7031	45/64	17.86	241.00	131.21	158.00	**9002170178600**
0.7087		18.00	241.00	131.00	158.00	**9002170180000**
0.7185		18.25	247.00	134.63	162.00	**9002170182500**
0.7189	23/32	18.26	247.00	134.61	162.00	**9002170182600**
0.7283		18.50	247.00	134.25	162.00	**9002170185000**
0.7343	47/64	18.65	247.00	134.03	162.00	**9002170186500**
0.7480		19.00	247.00	133.50	162.00	**9002170190000**
0.7500	3/4	19.05	254.00	137.43	166.00	**9002170190500**
0.7657	49/64	19.45	254.00	136.83	166.00	**9002170194500**
0.7677		19.50	254.00	136.75	166.00	**9002170195000**
0.7811	25/32	19.84	254.00	136.24	166.00	**9002170198400**
0.7874		20.00	254.00	136.00	166.00	**9002170200000**
0.7969	51/64	20.24	261.00	140.64	171.00	**9002170202400**
0.8071		20.50	261.00	140.25	171.00	**9002170205000**
0.8126	13/16	20.64	261.00	140.04	171.00	**9002170206400**
0.8169		20.75	261.00	139.88	171.00	**9002170207500**
0.8268		21.00	261.00	139.50	171.00	**9002170210000**
0.8280	53/64	21.03	261.00	139.46	171.00	**9002170210300**
0.8465		21.50	268.00	143.75	176.00	**9002170215000**
0.8594	55/64	21.83	268.00	143.26	176.00	**9002170218300**
0.8661		22.00	268.00	143.00	176.00	**9002170220000**
0.8748	7/8	22.22	268.00	142.67	176.00	**9002170222200**
0.8906	57/64	22.62	275.00	146.07	180.00	**9002170226200**
0.9063	29/32	23.02	275.00	145.47	180.00	**9002170230200**
0.9374	15/16	23.81	282.00	149.29	185.00	**9002170238100**
0.9449		24.00	282.00	149.00	185.00	**9002170240000**
0.9689	31/32	24.61	282.00	148.09	185.00	**9002170246100**
0.9843	63/64	25.00	282.00	147.50	185.00	**9002170250000**

Taper length drills

Series no. **667**

Tool material **HSS**

Surface **S**

~10xD	DIN 340	N	118°	h8		Cyl	R
Cutting depth	Standard	Type	Point angle	Tolerance on Ø	Web Thinning	Shank form	Cutting direction

P	Steel	●
M	Stainless steel	
K	Cast iron	●
N	Aluminum	○
S	Titanium alloys	
H	Hardened steel	

●=Optimal
○=Limited

web thinning ≥ Ø 1.000 • relieved cone • for deep holes • for drilling through drill bushes

alloyed/unalloyed steel and cast steel • grey cast iron, malleable and spheroidal iron • sintered powder metal, German silver and graphite

$t_{max} = l_2\text{-}1.5 \times d_1$

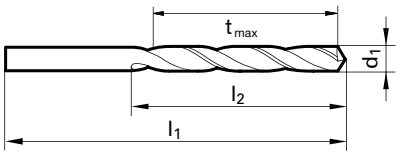

Speeds and feeds information on pg. 539

Shank diameter = cut diameter

Diameter (d_1) inch	wire/ltr	mm	l_1 mm	t_{max} mm	l_2 mm	EDP #
0.0197		0.50	32.00	11.25	12.00	9006670005000
0.0236		0.60	35.00	14.10	15.00	9006670006000
0.0256		0.65	38.00	17.03	18.00	9006670006500
0.0276		0.70	42.00	19.95	21.00	9006670007000
0.0295		0.75	42.00	19.88	21.00	9006670007500
0.0315		0.80	46.00	23.80	25.00	9006670008000
0.0335		0.85	46.00	23.73	25.00	9006670008500
0.0354		0.90	51.00	27.65	29.00	9006670009000
0.0374		0.95	51.00	27.58	29.00	9006670009500
0.0394		1.00	56.00	31.50	33.00	9006670010000
0.0413		1.05	56.00	31.43	33.00	9006670010500
0.0433		1.10	60.00	35.35	37.00	9006670011000
0.0453		1.15	60.00	35.28	37.00	9006670011500
0.0472		1.20	65.00	39.20	41.00	9006670012000
0.0492		1.25	65.00	39.13	41.00	9006670012500
0.0512		1.30	65.00	39.05	41.00	9006670013000
0.0531		1.35	70.00	42.98	45.00	9006670013500
0.0551	#54	1.40	70.00	42.90	45.00	9006670014000
0.0571		1.45	70.00	42.83	45.00	9006670014500
0.0591		1.50	70.00	42.75	45.00	9006670015000
0.0610		1.55	76.00	47.68	50.00	9006670015500
0.0626	1/16	1.59	76.00	47.62	50.00	9006670015900
0.0630		1.60	76.00	47.60	50.00	9006670016000
0.0650		1.65	76.00	47.53	50.00	9006670016500
0.0669	#51	1.70	76.00	47.45	50.00	9006670017000
0.0689		1.75	80.00	50.38	53.00	9006670017500
0.0709		1.80	80.00	50.30	53.00	9006670018000
0.0728	#49	1.85	80.00	50.23	53.00	9006670018500
0.0748		1.90	80.00	50.15	53.00	9006670019000
0.0760	#48	1.93	85.00	53.11	56.00	9006670019300
0.0768		1.95	85.00	53.08	56.00	9006670019500
0.0780	5/64	1.98	85.00	53.03	56.00	9006670019800
0.0787		2.00	85.00	53.00	56.00	9006670020000
0.0807		2.05	85.00	52.93	56.00	9006670020500
0.0827		2.10	85.00	52.85	56.00	9006670021000
0.0866		2.20	90.00	55.70	59.00	9006670022000
0.0886		2.25	90.00	55.63	59.00	9006670022500
0.0906		2.30	90.00	55.55	59.00	9006670023000
0.0925		2.35	90.00	55.48	59.00	9006670023500
0.0937	3/32	2.38	95.00	58.43	62.00	9006670023800
0.0945		2.40	95.00	58.40	62.00	9006670024000
0.0961	#41	2.44	95.00	58.34	62.00	9006670024400

Diameter (d_1) inch	wire/ltr	mm	l_1 mm	t_{max} mm	l_2 mm	EDP #
0.0965		2.45	95.00	58.33	62.00	9006670024500
0.0984		2.50	95.00	58.25	62.00	9006670025000
0.1004		2.55	95.00	58.18	62.00	9006670025500
0.1024		2.60	95.00	58.10	62.00	9006670026000
0.1043		2.65	95.00	58.03	62.00	9006670026500
0.1063		2.70	100.00	61.95	66.00	9006670027000
0.1083		2.75	100.00	61.88	66.00	9006670027500
0.1094	7/64	2.78	100.00	61.83	66.00	9006670027800
0.1102		2.80	100.00	61.80	66.00	9006670028000
0.1122		2.85	100.00	61.73	66.00	9006670028500
0.1142		2.90	100.00	61.65	66.00	9006670029000
0.1161	#32	2.95	100.00	61.58	66.00	9006670029500
0.1181		3.00	100.00	61.50	66.00	9006670030000
0.1201	#31	3.05	106.00	64.43	69.00	9006670030500
0.1220		3.10	106.00	64.35	69.00	9006670031000
0.1240		3.15	106.00	64.28	69.00	9006670031500
0.1248	1/8	3.17	106.00	64.25	69.00	9006670031700
0.1260		3.20	106.00	64.20	69.00	9006670032000
0.1280		3.25	106.00	64.13	69.00	9006670032500
0.1299		3.30	106.00	64.05	69.00	9006670033000
0.1319		3.35	106.00	63.98	69.00	9006670033500
0.1339		3.40	112.00	67.90	73.00	9006670034000
0.1378		3.50	112.00	67.75	73.00	9006670035000
0.1398		3.55	112.00	67.68	73.00	9006670035500
0.1406	9/64	#28	3.57	112.00	67.65	73.00	9006670035700
0.1417		3.60	112.00	67.60	73.00	9006670036000
0.1437		3.65	112.00	67.53	73.00	9006670036500
0.1457		3.70	112.00	67.45	73.00	9006670037000
0.1496	#25	3.80	119.00	72.30	78.00	9006670038000
0.1516		3.85	119.00	72.23	78.00	9006670038500
0.1535		3.90	119.00	72.15	78.00	9006670039000
0.1555		3.95	119.00	72.08	78.00	9006670039500
0.1563	5/32	3.97	119.00	72.05	78.00	9006670039700
0.1575		4.00	119.00	72.00	78.00	9006670040000
0.1594		4.05	119.00	71.93	78.00	9006670040500
0.1614		4.10	119.00	71.85	78.00	9006670041000
0.1654		4.20	119.00	71.70	78.00	9006670042000
0.1673		4.25	119.00	71.63	78.00	9006670042500
0.1693	#18	4.30	126.00	75.55	82.00	9006670043000
0.1720	11/64	4.37	126.00	75.45	82.00	9006670043700
0.1732		4.40	126.00	75.40	82.00	9006670044000
0.1772	#16	4.50	126.00	75.25	82.00	9006670045000

Taper length drills

Series no. **667**

Diameter (d_1) inch	wire/ltr	mm	l_1 mm	t_{max} mm	l_2 mm	EDP #
0.1811		4.60	126.00	75.10	82.00	9006670046000
0.1850	#13	4.70	126.00	74.95	82.00	9006670047000
0.1870		4.75	126.00	74.88	82.00	9006670047500
0.1874	3/16	4.76	132.00	79.86	87.00	9006670047600
0.1890	#12	4.80	132.00	79.80	87.00	9006670048000
0.1909	#11	4.85	132.00	79.73	87.00	9006670048500
0.1929		4.90	132.00	79.65	87.00	9006670049000
0.1937	#10	4.92	132.00	79.62	87.00	9006670049200
0.1961	#9	4.98	132.00	79.53	87.00	9006670049800
0.1969		5.00	132.00	79.50	87.00	9006670050000
0.2008		5.10	132.00	79.35	87.00	9006670051000
0.2031	13/64	5.16	132.00	79.26	87.00	9006670051600
0.2047		5.20	132.00	79.20	87.00	9006670052000
0.2067		5.25	132.00	79.13	87.00	9006670052500
0.2087		5.30	132.00	79.05	87.00	9006670053000
0.2126		5.40	139.00	82.90	91.00	9006670054000
0.2165		5.50	139.00	82.75	91.00	9006670055000
0.2189	7/32	5.56	139.00	82.66	91.00	9006670055600
0.2205		5.60	139.00	82.60	91.00	9006670056000
0.2209	#2	5.61	139.00	82.59	91.00	9006670056100
0.2244		5.70	139.00	82.45	91.00	9006670057000
0.2280	#1	5.79	139.00	82.32	91.00	9006670057900
0.2283		5.80	139.00	82.30	91.00	9006670058000
0.2323		5.90	139.00	82.15	91.00	9006670059000
0.2362		6.00	139.00	82.00	91.00	9006670060000
0.2402		6.10	148.00	87.85	97.00	9006670061000
0.2441		6.20	148.00	87.70	97.00	9006670062000
0.2461	D	6.25	148.00	87.63	97.00	9006670062500
0.2480		6.30	148.00	87.55	97.00	9006670063000
0.2500	1/4 E	6.35	148.00	87.48	97.00	9006670063500
0.2520		6.40	148.00	87.40	97.00	9006670064000
0.2559		6.50	148.00	87.25	97.00	9006670065000
0.2598		6.60	148.00	87.10	97.00	9006670066000
0.2638		6.70	148.00	86.95	97.00	9006670067000
0.2657	17/64 H	6.75	156.00	91.88	102.00	9006670067500
0.2677		6.80	156.00	91.80	102.00	9006670068000
0.2717	I	6.90	156.00	91.65	102.00	9006670069000
0.2756		7.00	156.00	91.50	102.00	9006670070000
0.2795		7.10	156.00	91.35	102.00	9006670071000
0.2811	9/32 K	7.14	156.00	91.29	102.00	9006670071400
0.2835		7.20	156.00	91.20	102.00	9006670072000
0.2874		7.30	156.00	91.05	102.00	9006670073000
0.2902	L	7.37	156.00	90.95	102.00	9006670073700
0.2913		7.40	156.00	90.90	102.00	9006670074000
0.2953		7.50	156.00	90.75	102.00	9006670075000
0.2969	19/64	7.54	165.00	97.69	109.00	9006670075400
0.3031		7.70	165.00	97.45	109.00	9006670077000
0.3071		7.80	165.00	97.30	109.00	9006670078000
0.3110		7.90	165.00	97.15	109.00	9006670079000
0.3126	5/16	7.94	165.00	97.09	109.00	9006670079400
0.3150		8.00	165.00	97.00	109.00	9006670080000
0.3189		8.10	165.00	96.85	109.00	9006670081000
0.3228	P	8.20	165.00	96.70	109.00	9006670082000
0.3268		8.30	165.00	96.55	109.00	9006670083000
0.3307		8.40	165.00	96.40	109.00	9006670084000
0.3346		8.50	165.00	96.25	109.00	9006670085000

Diameter (d_1) inch	wire/ltr	mm	l_1 mm	t_{max} mm	l_2 mm	EDP #
0.3386		8.60	175.00	102.10	115.00	9006670086000
0.3425		8.70	175.00	101.95	115.00	9006670087000
0.3437	11/32	8.73	175.00	101.91	115.00	9006670087300
0.3465		8.80	175.00	101.80	115.00	9006670088000
0.3504		8.90	175.00	101.65	115.00	9006670089000
0.3543		9.00	175.00	101.50	115.00	9006670090000
0.3583		9.10	175.00	101.35	115.00	9006670091000
0.3594	23/64	9.13	175.00	101.31	115.00	9006670091300
0.3622		9.20	175.00	101.20	115.00	9006670092000
0.3661		9.30	175.00	101.05	115.00	9006670093000
0.3701		9.40	175.00	100.90	115.00	9006670094000
0.3740		9.50	175.00	100.75	115.00	9006670095000
0.3748	3/8	9.52	184.00	106.72	121.00	9006670095200
0.3780		9.60	184.00	106.60	121.00	9006670096000
0.3819		9.70	184.00	106.45	121.00	9006670097000
0.3858	W	9.80	184.00	106.30	121.00	9006670098000
0.3898		9.90	184.00	106.15	121.00	9006670099000
0.3906	25/64	9.92	184.00	106.12	121.00	9006670099200
0.3937		10.00	184.00	106.00	121.00	9006670100000
0.4016		10.20	184.00	105.70	121.00	9006670102000
0.4063	13/32	10.32	184.00	105.52	121.00	9006670103200
0.4134		10.50	184.00	105.25	121.00	9006670105000
0.4173		10.60	184.00	105.10	121.00	9006670106000
0.4220	27/64	10.72	195.00	111.92	128.00	9006670107200
0.4252		10.80	195.00	111.80	128.00	9006670108000
0.4331		11.00	195.00	111.50	128.00	9006670110000
0.4374	7/16	11.11	195.00	111.34	128.00	9006670111100
0.4528		11.50	195.00	110.75	128.00	9006670115000
0.4531	29/64	11.51	195.00	110.74	128.00	9006670115100
0.4689	15/32	11.91	205.00	116.14	134.00	9006670119100
0.4724		12.00	205.00	116.00	134.00	9006670120000
0.4921		12.50	205.00	115.25	134.00	9006670125000
0.5000	1/2	12.70	205.00	114.95	134.00	9006670127000
0.5118		13.00	205.00	114.50	134.00	9006670130000
0.5311	17/32	13.49	214.00	119.77	140.00	9006670134900
0.5315		13.50	214.00	119.75	140.00	9006670135000
0.5433		13.80	214.00	119.30	140.00	9006670138000
0.5469	35/64	13.89	214.00	119.17	140.00	9006670138900
0.5512		14.00	214.00	119.00	140.00	9006670140000
0.5626	9/16	14.29	220.00	122.57	144.00	9006670142900
0.5709		14.50	220.00	122.25	144.00	9006670145000
0.5780	37/64	14.68	220.00	121.98	144.00	9006670146800
0.5807		14.75	220.00	121.88	144.00	9006670147500
0.5906		15.00	220.00	121.50	144.00	9006670150000
0.5937	19/32	15.08	227.00	126.38	149.00	9006670150800
0.6094	39/64	15.48	227.00	125.78	149.00	9006670154800
0.6102		15.50	227.00	125.75	149.00	9006670155000
0.6248	5/8	15.87	227.00	125.20	149.00	9006670158700
0.6299		16.00	227.00	125.00	149.00	9006670160000
0.6496		16.50	235.00	129.25	154.00	9006670165000
0.6563	21/32	16.67	235.00	129.00	154.00	9006670166700
0.6594		16.75	235.00	128.88	154.00	9006670167500
0.6693		17.00	235.00	128.50	154.00	9006670170000
0.6874	11/16	17.46	241.00	131.81	158.00	9006670174600
0.7087		18.00	241.00	131.00	158.00	9006670180000
0.7185		18.25	247.00	134.63	162.00	9006670182500

Taper length drills

Series no. **219**

~10xD	DIN 340	W	130°	h8		Cyl	R
Cutting depth	Standard	Type	Point angle	Tolerance on Ø	Web Thinning	Shank form	Cutting direction

Tool material: **HSS**

Surface: ○

P	Steel	
M	Stainless steel	
K	Cast iron	
N	Aluminum	●
S	Titanium alloys	
H	Hardened steel	

●=Optimal
○=Limited

web thinning ≥ Ø 14.500 • relieved cone • for deep holes

soft, long chipping materials • aluminum, Al-alloys (long-chipping) • zinc, refined copper, silumin, Elektron • soft synthetic materials, wood

$t_{max} = l_2\text{-}1.5 \times d_1$

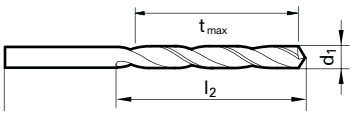

Speeds and feeds information on pg. 498

Shank diameter = cut diameter

Diameter (d_1) inch	wire/ltr	mm	l_1 mm	t_{max} mm	l_2 mm	EDP #
0.0157	1/64	0.40	30.00	9.40	10.00	**9002190004000**
0.0197		0.50	32.00	11.25	12.00	**9002190005000**
0.0236		0.60	35.00	14.10	15.00	**9002190006000**
0.0256		0.65	38.00	17.03	18.00	**9002190006500**
0.0276		0.70	42.00	19.95	21.00	**9002190007000**
0.0291	#69	0.74	42.00	19.89	21.00	**9002190007400**
0.0295		0.75	42.00	19.88	21.00	**9002190007500**
0.0315		0.80	46.00	23.80	25.00	**9002190008000**
0.0335		0.85	46.00	23.73	25.00	**9002190008500**
0.0354		0.90	51.00	27.65	29.00	**9002190009000**
0.0374		0.95	51.00	27.58	29.00	**9002190009500**
0.0394		1.00	56.00	31.50	33.00	**9002190010000**
0.0413		1.05	56.00	31.43	33.00	**9002190010500**
0.0433		1.10	60.00	35.35	37.00	**9002190011000**
0.0453		1.15	60.00	35.28	37.00	**9002190011500**
0.0472		1.20	65.00	39.20	41.00	**9002190012000**
0.0480		1.22	65.00	39.17	41.00	**9002190012200**
0.0492		1.25	65.00	39.13	41.00	**9002190012500**
0.0512		1.30	65.00	39.05	41.00	**9002190013000**
0.0531		1.35	70.00	42.98	45.00	**9002190013500**
0.0551	#54	1.40	70.00	42.90	45.00	**9002190014000**
0.0571		1.45	70.00	42.83	45.00	**9002190014500**
0.0591		1.50	70.00	42.75	45.00	**9002190015000**
0.0610		1.55	76.00	47.68	50.00	**9002190015500**
0.0630		1.60	76.00	47.60	50.00	**9002190016000**
0.0650		1.65	76.00	47.53	50.00	**9002190016500**
0.0669	#51	1.70	76.00	47.45	50.00	**9002190017000**
0.0689		1.75	80.00	50.38	53.00	**9002190017500**
0.0701	#50	1.78	80.00	50.33	53.00	**9002190017800**
0.0709		1.80	80.00	50.30	53.00	**9002190018000**
0.0728	#49	1.85	80.00	50.23	53.00	**9002190018500**
0.0748		1.90	80.00	50.15	53.00	**9002190019000**
0.0768		1.95	85.00	53.08	56.00	**9002190019500**
0.0780	5/64	1.98	85.00	53.03	56.00	**9002190019800**
0.0787		2.00	85.00	53.00	56.00	**9002190020000**
0.0807		2.05	85.00	52.93	56.00	**9002190020500**
0.0827		2.10	85.00	52.85	56.00	**9002190021000**
0.0846		2.15	90.00	55.78	59.00	**9002190021500**
0.0866		2.20	90.00	55.70	59.00	**9002190022000**
0.0886		2.25	90.00	55.63	59.00	**9002190022500**
0.0906		2.30	90.00	55.55	59.00	**9002190023000**
0.0925		2.35	90.00	55.48	59.00	**9002190023500**
0.0937	3/32	2.38	95.00	58.43	62.00	**9002190023800**

Diameter (d_1) inch	wire/ltr	mm	l_1 mm	t_{max} mm	l_2 mm	EDP #
0.0945		2.40	95.00	58.40	62.00	**9002190024000**
0.0965		2.45	95.00	58.33	62.00	**9002190024500**
0.0984		2.50	95.00	58.25	62.00	**9002190025000**
0.1004		2.55	95.00	58.18	62.00	**9002190025500**
0.1024		2.60	95.00	58.10	62.00	**9002190026000**
0.1043		2.65	95.00	58.03	62.00	**9002190026500**
0.1063		2.70	100.00	61.95	66.00	**9002190027000**
0.1083		2.75	100.00	61.88	66.00	**9002190027500**
0.1102		2.80	100.00	61.80	66.00	**9002190028000**
0.1122		2.85	100.00	61.73	66.00	**9002190028500**
0.1142		2.90	100.00	61.65	66.00	**9002190029000**
0.1161	#32	2.95	100.00	61.58	66.00	**9002190029500**
0.1181		3.00	100.00	61.50	66.00	**9002190030000**
0.1220		3.10	106.00	64.35	69.00	**9002190031000**
0.1240		3.15	106.00	64.28	69.00	**9002190031500**
0.1248	1/8	3.17	106.00	64.25	69.00	**9002190031700**
0.1260		3.20	106.00	64.20	69.00	**9002190032000**
0.1280		3.25	106.00	64.13	69.00	**9002190032500**
0.1299		3.30	106.00	64.05	69.00	**9002190033000**
0.1319		3.35	106.00	63.98	69.00	**9002190033500**
0.1339		3.40	112.00	67.90	73.00	**9002190034000**
0.1358	#29	3.45	112.00	67.83	73.00	**9002190034500**
0.1378		3.50	112.00	67.75	73.00	**9002190035000**
0.1398		3.55	112.00	67.68	73.00	**9002190035500**
0.1417		3.60	112.00	67.60	73.00	**9002190036000**
0.1437		3.65	112.00	67.53	73.00	**9002190036500**
0.1457		3.70	112.00	67.45	73.00	**9002190037000**
0.1476		3.75	112.00	67.38	73.00	**9002190037500**
0.1496	#25	3.80	119.00	72.30	78.00	**9002190038000**
0.1535		3.90	119.00	72.15	78.00	**9002190039000**
0.1575		4.00	119.00	72.00	78.00	**9002190040000**
0.1614		4.10	119.00	71.85	78.00	**9002190041000**
0.1634		4.15	119.00	71.78	78.00	**9002190041500**
0.1654		4.20	119.00	71.70	78.00	**9002190042000**
0.1673		4.25	119.00	71.63	78.00	**9002190042500**
0.1693	#18	4.30	126.00	75.55	82.00	**9002190043000**
0.1732		4.40	126.00	75.40	82.00	**9002190044000**
0.1772	#16	4.50	126.00	75.25	82.00	**9002190045000**
0.1811		4.60	126.00	75.10	82.00	**9002190046000**
0.1850	#13	4.70	126.00	74.95	82.00	**9002190047000**
0.1890	#12	4.80	132.00	79.80	87.00	**9002190048000**
0.1929		4.90	132.00	79.65	87.00	**9002190049000**
0.1969		5.00	132.00	79.50	87.00	**9002190050000**

Taper length drills

Series no. **219**

Diameter (d_1) inch	wire/ltr	mm	l_1 mm	t_{max} mm	l_2 mm	EDP #
0.2008		5.10	132.00	79.35	87.00	**9002190051000**
0.2047		5.20	132.00	79.20	87.00	**9002190052000**
0.2087		5.30	132.00	79.05	87.00	**9002190053000**
0.2126		5.40	139.00	82.90	91.00	**9002190054000**
0.2165		5.50	139.00	82.75	91.00	**9002190055000**
0.2205		5.60	139.00	82.60	91.00	**9002190056000**
0.2244		5.70	139.00	82.45	91.00	**9002190057000**
0.2283		5.80	139.00	82.30	91.00	**9002190058000**
0.2323		5.90	139.00	82.15	91.00	**9002190059000**
0.2362		6.00	139.00	82.00	91.00	**9002190060000**
0.2402		6.10	148.00	87.85	97.00	**9002190061000**
0.2441		6.20	148.00	87.70	97.00	**9002190062000**
0.2461	D	6.25	148.00	87.63	97.00	**9002190062500**
0.2480		6.30	148.00	87.55	97.00	**9002190063000**
0.2520		6.40	148.00	87.40	97.00	**9002190064000**
0.2559		6.50	148.00	87.25	97.00	**9002190065000**
0.2598		6.60	148.00	87.10	97.00	**9002190066000**
0.2638		6.70	148.00	86.95	97.00	**9002190067000**
0.2677		6.80	156.00	91.80	102.00	**9002190068000**
0.2717	I	6.90	156.00	91.65	102.00	**9002190069000**
0.2756		7.00	156.00	91.50	102.00	**9002190070000**
0.2795		7.10	156.00	91.35	102.00	**9002190071000**
0.2835		7.20	156.00	91.20	102.00	**9002190072000**
0.2874		7.30	156.00	91.05	102.00	**9002190073000**
0.2913		7.40	156.00	90.90	102.00	**9002190074000**
0.2953		7.50	156.00	90.75	102.00	**9002190075000**
0.3031		7.70	165.00	97.45	109.00	**9002190077000**
0.3071		7.80	165.00	97.30	109.00	**9002190078000**
0.3110		7.90	165.00	97.15	109.00	**9002190079000**
0.3150		8.00	165.00	97.00	109.00	**9002190080000**
0.3169		8.05	165.00	96.93	109.00	**9002190080500**
0.3189		8.10	165.00	96.85	109.00	**9002190081000**
0.3228	P	8.20	165.00	96.70	109.00	**9002190082000**

Diameter (d_1) inch	wire/ltr	mm	l_1 mm	t_{max} mm	l_2 mm	EDP #
0.3268		8.30	165.00	96.55	109.00	**9002190083000**
0.3307		8.40	165.00	96.40	109.00	**9002190084000**
0.3346		8.50	165.00	96.25	109.00	**9002190085000**
0.3366		8.55	175.00	102.18	115.00	**9002190085500**
0.3386		8.60	175.00	102.10	115.00	**9002190086000**
0.3425		8.70	175.00	101.95	115.00	**9002190087000**
0.3465		8.80	175.00	101.80	115.00	**9002190088000**
0.3504		8.90	175.00	101.65	115.00	**9002190089000**
0.3543		9.00	175.00	101.50	115.00	**9002190090000**
0.3583		9.10	175.00	101.35	115.00	**9002190091000**
0.3622		9.20	175.00	101.20	115.00	**9002190092000**
0.3740		9.50	175.00	100.75	115.00	**9002190095000**
0.3819		9.70	184.00	106.45	121.00	**9002190097000**
0.3858	W	9.80	184.00	106.30	121.00	**9002190098000**
0.3937		10.00	184.00	106.00	121.00	**9002190100000**
0.4016		10.20	184.00	105.70	121.00	**9002190102000**
0.4134		10.50	184.00	105.25	121.00	**9002190105000**
0.4252		10.80	195.00	111.80	128.00	**9002190108000**
0.4331		11.00	195.00	111.50	128.00	**9002190110000**
0.4528		11.50	195.00	110.75	128.00	**9002190115000**
0.4724		12.00	205.00	116.00	134.00	**9002190120000**
0.4921		12.50	205.00	115.25	134.00	**9002190125000**
0.5118		13.00	205.00	114.50	134.00	**9002190130000**
0.5157	33/64	13.10	205.00	114.35	134.00	**9002190131000**
0.5512		14.00	214.00	119.00	140.00	**9002190140000**
0.5709		14.50	220.00	122.25	144.00	**9002190145000**
0.5906		15.00	220.00	121.50	144.00	**9002190150000**
0.6299		16.00	227.00	125.00	149.00	**9002190160000**
0.6693		17.00	235.00	128.50	154.00	**9002190170000**
0.7087		18.00	241.00	131.00	158.00	**9002190180000**
0.7480		19.00	247.00	133.50	162.00	**9002190190000**
0.7874		20.00	254.00	136.00	166.00	**9002190200000**

Taper length drills

Series no. **501**

Tool material **HSS**

Surface

~10xD	DIN 340	GT 50	130°	h8		Cyl	R
Cutting depth	Standard	Type	Point angle	Tolerance on Ø	Web Thinning	Shank form	Cutting direction

P	Steel	○
M	Stainless steel	
K	Cast iron	
N	Aluminum	●
S	Titanium alloys	
H	Hardened steel	

●=Optimal
○=Limited

web thinning ≥ Ø 2.370 • relieved cone • especially large flute

soft, long chipping materials up to 500 N/mm² • mild steels • aluminum, Al-alloys (long-chipping) • zinc, refined copper, silumin, Elektron • zamak, argalium, soft plastics, wood

$t_{max} = l_2\text{-}1.5 \times d_1$

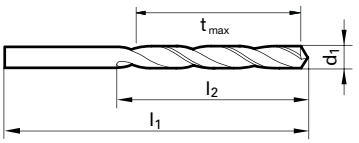

Speeds and feeds information on pg. 513

Shank diameter = cut diameter

Diameter (d_1) inch	wire/ltr	mm	l_1 mm	t_{max} mm	l_2 mm	EDP #
0.0394		1.00	56.00	31.50	33.00	9005010010000
0.0402	#60	1.02	56.00	31.47	33.00	9005010010200
0.0409	#59	1.04	56.00	31.44	33.00	9005010010400
0.0413		1.05	56.00	31.43	33.00	9005010010500
0.0421	#58	1.07	60.00	35.40	37.00	9005010010700
0.0429	#57	1.09	60.00	35.37	37.00	9005010010900
0.0433		1.10	60.00	35.35	37.00	9005010011000
0.0453		1.15	60.00	35.28	37.00	9005010011500
0.0465	#56	1.18	60.00	35.23	37.00	9005010011800
0.0469	3/64	1.19	65.00	39.22	41.00	9005010011900
0.0472		1.20	65.00	39.20	41.00	9005010012000
0.0492		1.25	65.00	39.13	41.00	9005010012500
0.0512		1.30	65.00	39.05	41.00	9005010013000
0.0520	#55	1.32	65.00	39.02	41.00	9005010013200
0.0551	#54	1.40	70.00	42.90	45.00	9005010014000
0.0591		1.50	70.00	42.75	45.00	9005010015000
0.0594	#53	1.51	76.00	47.74	50.00	9005010015100
0.0610		1.55	76.00	47.68	50.00	9005010015500
0.0626	1/16	1.59	76.00	47.62	50.00	9005010015900
0.0630		1.60	76.00	47.60	50.00	9005010016000
0.0634	#52	1.61	76.00	47.59	50.00	9005010016100
0.0669	#51	1.70	76.00	47.45	50.00	9005010017000
0.0689		1.75	80.00	50.38	53.00	9005010017500
0.0701	#50	1.78	80.00	50.33	53.00	9005010017800
0.0709		1.80	80.00	50.30	53.00	9005010018000
0.0728	#49	1.85	80.00	50.23	53.00	9005010018500
0.0748		1.90	80.00	50.15	53.00	9005010019000
0.0768		1.95	85.00	53.08	56.00	9005010019500
0.0780	5/64	1.98	85.00	53.03	56.00	9005010019800
0.0783	#47	1.99	85.00	53.02	56.00	9005010019900
0.0787		2.00	85.00	53.00	56.00	9005010020000
0.0807		2.05	85.00	52.93	56.00	9005010020500
0.0811	#46	2.06	85.00	52.91	56.00	9005010020600
0.0819	#45	2.08	85.00	52.88	56.00	9005010020800
0.0827		2.10	85.00	52.85	56.00	9005010021000
0.0846		2.15	90.00	55.78	59.00	9005010021500
0.0858	#44	2.18	90.00	55.73	59.00	9005010021800
0.0866		2.20	90.00	55.70	59.00	9005010022000
0.0886		2.25	90.00	55.63	59.00	9005010022500

Diameter (d_1) inch	wire/ltr	mm	l_1 mm	t_{max} mm	l_2 mm	EDP #
0.0890	#43	2.26	90.00	55.61	59.00	9005010022600
0.0906		2.30	90.00	55.55	59.00	9005010023000
0.0925		2.35	90.00	55.48	59.00	9005010023500
0.0933	#42	2.37	95.00	58.45	62.00	9005010023700
0.0937	3/32	2.38	95.00	58.43	62.00	9005010023800
0.0945		2.40	95.00	58.40	62.00	9005010024000
0.0961	#41	2.44	95.00	58.34	62.00	9005010024400
0.0965		2.45	95.00	58.33	62.00	9005010024500
0.0980	#40	2.49	95.00	58.27	62.00	9005010024900
0.0984		2.50	95.00	58.25	62.00	9005010025000
0.0992		2.52	95.00	58.22	62.00	9005010025200
0.0996	#39	2.53	95.00	58.21	62.00	9005010025300
0.1004		2.55	95.00	58.18	62.00	9005010025500
0.1016	#38	2.58	95.00	58.13	62.00	9005010025800
0.1024		2.60	95.00	58.10	62.00	9005010026000
0.1039	#37	2.64	95.00	58.04	62.00	9005010026400
0.1063		2.70	100.00	61.95	66.00	9005010027000
0.1067	#36	2.71	100.00	61.94	66.00	9005010027100
0.1083		2.75	100.00	61.88	66.00	9005010027500
0.1094	7/64	2.78	100.00	61.83	66.00	9005010027800
0.1098	#35	2.79	100.00	61.82	66.00	9005010027900
0.1102		2.80	100.00	61.80	66.00	9005010028000
0.1110	#34	2.82	100.00	61.77	66.00	9005010028200
0.1122		2.85	100.00	61.73	66.00	9005010028500
0.1130	#33	2.87	100.00	61.70	66.00	9005010028700
0.1142		2.90	100.00	61.65	66.00	9005010029000
0.1161	#32	2.95	100.00	61.58	66.00	9005010029500
0.1181		3.00	100.00	61.50	66.00	9005010030000
0.1201	#31	3.05	106.00	64.43	69.00	9005010030500
0.1220		3.10	106.00	64.35	69.00	9005010031000
0.1248	1/8	3.17	106.00	64.25	69.00	9005010031700
0.1260		3.20	106.00	64.20	69.00	9005010032000
0.1280		3.25	106.00	64.13	69.00	9005010032500
0.1283	#30	3.26	106.00	64.11	69.00	9005010032600
0.1299		3.30	106.00	64.05	69.00	9005010033000
0.1319		3.35	106.00	63.98	69.00	9005010033500
0.1339		3.40	112.00	67.90	73.00	9005010034000
0.1358	#29	3.45	112.00	67.83	73.00	9005010034500
0.1378		3.50	112.00	67.75	73.00	9005010035000

Taper length drills

Series no. **501**

Diameter (d_1) inch	wire/ltr		mm	l_1 mm	t_{max} mm	l_2 mm	EDP #
0.1406	9/64	#28	3.57	112.00	67.65	73.00	9005010035700
0.1417			3.60	112.00	67.60	73.00	9005010036000
0.1437			3.65	112.00	67.53	73.00	9005010036500
0.1441		#27	3.66	112.00	67.51	73.00	9005010036600
0.1457			3.70	112.00	67.45	73.00	9005010037000
0.1496		#25	3.80	119.00	72.30	78.00	9005010038000
0.1520		#24	3.86	119.00	72.21	78.00	9005010038600
0.1535			3.90	119.00	72.15	78.00	9005010039000
0.1539		#23	3.91	119.00	72.14	78.00	9005010039100
0.1563	5/32		3.97	119.00	72.05	78.00	9005010039700
0.1571		#22	3.99	119.00	72.02	78.00	9005010039900
0.1575			4.00	119.00	72.00	78.00	9005010040000
0.1591		#21	4.04	119.00	71.94	78.00	9005010040400
0.1610		#20	4.09	119.00	71.87	78.00	9005010040900
0.1614			4.10	119.00	71.85	78.00	9005010041000
0.1654			4.20	119.00	71.70	78.00	9005010042000
0.1661		#19	4.22	119.00	71.67	78.00	9005010042200
0.1673			4.25	119.00	71.63	78.00	9005010042500
0.1693		#18	4.30	126.00	75.55	82.00	9005010043000
0.1720	11/64		4.37	126.00	75.45	82.00	9005010043700
0.1728		#17	4.39	126.00	75.42	82.00	9005010043900
0.1732			4.40	126.00	75.40	82.00	9005010044000
0.1772		#16	4.50	126.00	75.25	82.00	9005010045000
0.1799		#15	4.57	126.00	75.15	82.00	9005010045700
0.1811			4.60	126.00	75.10	82.00	9005010046000
0.1819		#14	4.62	126.00	75.07	82.00	9005010046200
0.1850		#13	4.70	126.00	74.95	82.00	9005010047000
0.1870			4.75	126.00	74.88	82.00	9005010047500
0.1874	3/16		4.76	132.00	79.86	87.00	9005010047600
0.1890		#12	4.80	132.00	79.80	87.00	9005010048000
0.1909		#11	4.85	132.00	79.73	87.00	9005010048500
0.1929			4.90	132.00	79.65	87.00	9005010049000
0.1937		#10	4.92	132.00	79.62	87.00	9005010049200
0.1961		#9	4.98	132.00	79.53	87.00	9005010049800
0.1969			5.00	132.00	79.50	87.00	9005010050000
0.1988			5.05	132.00	79.43	87.00	9005010050500
0.1992		#8	5.06	132.00	79.41	87.00	9005010050600
0.2008			5.10	132.00	79.35	87.00	9005010051000
0.2012		#7	5.11	132.00	79.34	87.00	9005010051100
0.2031	13/64		5.16	132.00	79.26	87.00	9005010051600
0.2039		#6	5.18	132.00	79.23	87.00	9005010051800
0.2047			5.20	132.00	79.20	87.00	9005010052000
0.2055		#5	5.22	132.00	79.17	87.00	9005010052200
0.2087			5.30	132.00	79.05	87.00	9005010053000
0.2091		#4	5.31	139.00	83.04	91.00	9005010053100
0.2126			5.40	139.00	82.90	91.00	9005010054000
0.2130		#3	5.41	139.00	82.89	91.00	9005010054100
0.2165			5.50	139.00	82.75	91.00	9005010055000
0.2189	7/32		5.56	139.00	82.66	91.00	9005010055600
0.2205			5.60	139.00	82.60	91.00	9005010056000
0.2209		#2	5.61	139.00	82.59	91.00	9005010056100
0.2244			5.70	139.00	82.45	91.00	9005010057000
0.2280		#1	5.79	139.00	82.32	91.00	9005010057900
0.2283			5.80	139.00	82.30	91.00	9005010058000
0.2323			5.90	139.00	82.15	91.00	9005010059000
0.2339		A	5.94	139.00	82.09	91.00	9005010059400
0.2343	15/64		5.95	139.00	82.08	91.00	9005010059500
0.2362			6.00	139.00	82.00	91.00	9005010060000
0.2378		B	6.04	148.00	87.94	97.00	9005010060400
0.2402			6.10	148.00	87.85	97.00	9005010061000
0.2421		C	6.15	148.00	87.78	97.00	9005010061500
0.2441			6.20	148.00	87.70	97.00	9005010062000
0.2461		D	6.25	148.00	87.63	97.00	9005010062500

Diameter (d_1) inch	wire/ltr		mm	l_1 mm	t_{max} mm	l_2 mm	EDP #
0.2480			6.30	148.00	87.55	97.00	9005010063000
0.2500	1/4	E	6.35	148.00	87.48	97.00	9005010063500
0.2520			6.40	148.00	87.40	97.00	9005010064000
0.2559			6.50	148.00	87.25	97.00	9005010065000
0.2571			6.53	148.00	87.21	97.00	9005010065300
0.2598			6.60	148.00	87.10	97.00	9005010066000
0.2610		G	6.63	148.00	87.06	97.00	9005010066300
0.2638			6.70	148.00	86.95	97.00	9005010067000
0.2657	17/64	H	6.75	156.00	91.88	102.00	9005010067500
0.2677			6.80	156.00	91.80	102.00	9005010068000
0.2717		I	6.90	156.00	91.65	102.00	9005010069000
0.2756			7.00	156.00	91.50	102.00	9005010070000
0.2772			7.04	156.00	91.44	102.00	9005010070400
0.2795			7.10	156.00	91.35	102.00	9005010071000
0.2811	9/32	K	7.14	156.00	91.29	102.00	9005010071400
0.2835			7.20	156.00	91.20	102.00	9005010072000
0.2874			7.30	156.00	91.05	102.00	9005010073000
0.2902		L	7.37	156.00	90.95	102.00	9005010073700
0.2913			7.40	156.00	90.90	102.00	9005010074000
0.2949		M	7.49	156.00	90.77	102.00	9005010074900
0.2953			7.50	156.00	90.75	102.00	9005010075000
0.2969	19/64		7.54	165.00	97.69	109.00	9005010075400
0.2992			7.60	165.00	97.60	109.00	9005010076000
0.3020		N	7.67	165.00	97.50	109.00	9005010076700
0.3031			7.70	165.00	97.45	109.00	9005010077000
0.3071			7.80	165.00	97.30	109.00	9005010078000
0.3110			7.90	165.00	97.15	109.00	9005010079000
0.3126	5/16		7.94	165.00	97.09	109.00	9005010079400
0.3150			8.00	165.00	97.00	109.00	9005010080000
0.3161		O	8.03	165.00	96.96	109.00	9005010080300
0.3189			8.10	165.00	96.85	109.00	9005010081000
0.3228		P	8.20	165.00	96.70	109.00	9005010082000
0.3268			8.30	165.00	96.55	109.00	9005010083000
0.3280	21/64		8.33	165.00	96.51	109.00	9005010083300
0.3307			8.40	165.00	96.40	109.00	9005010084000
0.3319		Q	8.43	165.00	96.36	109.00	9005010084300
0.3346			8.50	165.00	96.25	109.00	9005010085000
0.3386			8.60	175.00	102.10	115.00	9005010086000
0.3390		R	8.61	175.00	102.09	115.00	9005010086100
0.3425			8.70	175.00	101.95	115.00	9005010087000
0.3437	11/32		8.73	175.00	101.91	115.00	9005010087300
0.3465			8.80	175.00	101.80	115.00	9005010088000
0.3504			8.90	175.00	101.65	115.00	9005010089000
0.3543			9.00	175.00	101.50	115.00	9005010090000
0.3579		T	9.09	175.00	101.37	115.00	9005010090900
0.3583			9.10	175.00	101.35	115.00	9005010091000
0.3594	23/64		9.13	175.00	101.31	115.00	9005010091300
0.3622			9.20	175.00	101.20	115.00	9005010092000
0.3661			9.30	175.00	101.05	115.00	9005010093000
0.3677		U	9.34	175.00	100.99	115.00	9005010093400
0.3681			9.35	175.00	100.98	115.00	9005010093500
0.3701			9.40	175.00	100.90	115.00	9005010094000
0.3740			9.50	175.00	100.75	115.00	9005010095000
0.3748	3/8		9.52	184.00	106.72	121.00	9005010095200
0.3772		V	9.58	184.00	106.63	121.00	9005010095800
0.3780			9.60	184.00	106.60	121.00	9005010096000
0.3858		W	9.80	184.00	106.30	121.00	9005010098000
0.3898			9.90	184.00	106.15	121.00	9005010099000
0.3906	25/64		9.92	184.00	106.12	121.00	9005010099200
0.3937			10.00	184.00	106.00	121.00	9005010100000
0.3969		X	10.08	184.00	105.88	121.00	9005010100800
0.3976			10.10	184.00	105.85	121.00	9005010101000
0.4016			10.20	184.00	105.70	121.00	9005010102000

Taper length drills

Series no. **501**

Diameter (d_1) inch	wire/ltr	mm	l_1 mm	t_{max} mm	l_2 mm	EDP #
0.4039	Y	10.26	184.00	105.61	121.00	**9005010102600**
0.4055		10.30	184.00	105.55	121.00	**9005010103000**
0.4063	13/32	10.32	184.00	105.52	121.00	**9005010103200**
0.4094		10.40	184.00	105.40	121.00	**9005010104000**
0.4134		10.50	184.00	105.25	121.00	**9005010105000**
0.4173		10.60	184.00	105.10	121.00	**9005010106000**
0.4213		10.70	195.00	111.95	128.00	**9005010107000**
0.4220	27/64	10.72	195.00	111.92	128.00	**9005010107200**
0.4252		10.80	195.00	111.80	128.00	**9005010108000**
0.4331		11.00	195.00	111.50	128.00	**9005010110000**
0.4374	7/16	11.11	195.00	111.34	128.00	**9005010111100**
0.4409		11.20	195.00	111.20	128.00	**9005010112000**
0.4449		11.30	195.00	111.05	128.00	**9005010113000**
0.4488		11.40	195.00	110.90	128.00	**9005010114000**
0.4528		11.50	195.00	110.75	128.00	**9005010115000**
0.4531	29/64	11.51	195.00	110.74	128.00	**9005010115100**

Diameter (d_1) inch	wire/ltr	mm	l_1 mm	t_{max} mm	l_2 mm	EDP #
0.4567		11.60	195.00	110.60	128.00	**9005010116000**
0.4626		11.75	195.00	110.38	128.00	**9005010117500**
0.4646		11.80	195.00	110.30	128.00	**9005010118000**
0.4685		11.90	205.00	116.15	134.00	**9005010119000**
0.4689	15/32	11.91	205.00	116.14	134.00	**9005010119100**
0.4724		12.00	205.00	116.00	134.00	**9005010120000**
0.4803		12.20	205.00	115.70	134.00	**9005010122000**
0.4843	31/64	12.30	205.00	115.55	134.00	**9005010123000**
0.4921		12.50	205.00	115.25	134.00	**9005010125000**
0.5000	1/2	12.70	205.00	114.95	134.00	**9005010127000**
0.5118		13.00	205.00	114.50	134.00	**9005010130000**
0.5157	33/64	13.10	205.00	114.35	134.00	**9005010131000**
0.5311	17/32	13.49	214.00	119.77	140.00	**9005010134900**
0.5469	35/64	13.89	214.00	119.17	140.00	**9005010138900**
0.5512		14.00	214.00	119.00	140.00	**9005010140000**

Taper length drills

Series no. **535**

~10xD	DIN 340	GT 100	130°	h8		Cyl	R
Cutting depth	Standard	Type	Point angle	Tolerance on Ø	Web Thinning	Shank form	Cutting direction

Tool material: **HSS**

Surface: >Ø 2.36

P	Steel	●
M	Stainless steel	
K	Cast iron	●
N	Aluminum	●
S	Titanium alloys	
H	Hardened steel	

●=Optimal
○=Limited

web thinning ≥ Ø 1.000 • relieved cone • wide flutes • in case of unsatisfactory chip evacuation

cast iron and steels up to 1000 N/mm² • Not recommended for: CrNi steels, stainless steels

$t_{max} = l_2 - 1.5 \times d_1$

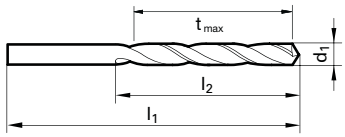

Speeds and feeds information on pg. 518

Shank diameter = cut diameter

Diameter (d_1) inch	wire/ltr	mm	l_1 mm	t_{max} mm	l_2 mm	EDP #
0.0394		1.00	56.00	31.50	33.00	9005350010000
0.0402	#60	1.02	56.00	31.47	33.00	9005350010200
0.0409	#59	1.04	56.00	31.44	33.00	9005350010400
0.0413		1.05	56.00	31.43	33.00	9005350010500
0.0421	#58	1.07	60.00	35.40	37.00	9005350010700
0.0429	#57	1.09	60.00	35.37	37.00	9005350010900
0.0433		1.10	60.00	35.35	37.00	9005350011000
0.0453		1.15	60.00	35.28	37.00	9005350011500
0.0465	#56	1.18	60.00	35.23	37.00	9005350011800
0.0469	3/64	1.19	65.00	39.22	41.00	9005350011900
0.0472		1.20	65.00	39.20	41.00	9005350012000
0.0492		1.25	65.00	39.13	41.00	9005350012500
0.0512		1.30	65.00	39.05	41.00	9005350013000
0.0520	#55	1.32	65.00	39.02	41.00	9005350013200
0.0531		1.35	70.00	42.98	45.00	9005350013500
0.0551	#54	1.40	70.00	42.90	45.00	9005350014000
0.0571		1.45	70.00	42.83	45.00	9005350014500
0.0591		1.50	70.00	42.75	45.00	9005350015000
0.0594	#53	1.51	76.00	47.74	50.00	9005350015100
0.0598		1.52	76.00	47.72	50.00	9005350015200
0.0610		1.55	76.00	47.68	50.00	9005350015500
0.0626	1/16	1.59	76.00	47.62	50.00	9005350015900
0.0630		1.60	76.00	47.60	50.00	9005350016000
0.0650		1.65	76.00	47.53	50.00	9005350016500
0.0657		1.67	76.00	47.50	50.00	9005350016700
0.0669	#51	1.70	76.00	47.45	50.00	9005350017000
0.0689		1.75	80.00	50.38	53.00	9005350017500
0.0701	#50	1.78	80.00	50.33	53.00	9005350017800
0.0709		1.80	80.00	50.30	53.00	9005350018000
0.0728	#49	1.85	80.00	50.23	53.00	9005350018500
0.0748		1.90	80.00	50.15	53.00	9005350019000
0.0760	#48	1.93	85.00	53.11	56.00	9005350019300
0.0768		1.95	85.00	53.08	56.00	9005350019500
0.0780	5/64	1.98	85.00	53.03	56.00	9005350019800
0.0783	#47	1.99	85.00	53.02	56.00	9005350019900
0.0787		2.00	85.00	53.00	56.00	9005350020000
0.0807		2.05	85.00	52.93	56.00	9005350020500
0.0811	#46	2.06	85.00	52.91	56.00	9005350020600
0.0819	#45	2.08	85.00	52.88	56.00	9005350020800
0.0827		2.10	85.00	52.85	56.00	9005350021000
0.0846		2.15	90.00	55.78	59.00	9005350021500
0.0858	#44	2.18	90.00	55.73	59.00	9005350021800
0.0866		2.20	90.00	55.70	59.00	9005350022000

Diameter (d_1) inch	wire/ltr	mm	l_1 mm	t_{max} mm	l_2 mm	EDP #
0.0886		2.25	90.00	55.63	59.00	9005350022500
0.0890	#43	2.26	90.00	55.61	59.00	9005350022600
0.0906		2.30	90.00	55.55	59.00	9005350023000
0.0925		2.35	90.00	55.48	59.00	9005350023500
0.0933	#42	2.37	95.00	58.45	62.00	9005350023700
0.0937	3/32	2.38	95.00	58.43	62.00	9005350023800
0.0945		2.40	95.00	58.40	62.00	9005350024000
0.0961	#41	2.44	95.00	58.34	62.00	9005350024400
0.0965		2.45	95.00	58.33	62.00	9005350024500
0.0980	#40	2.49	95.00	58.27	62.00	9005350024900
0.0984		2.50	95.00	58.25	62.00	9005350025000
0.0996	#39	2.53	95.00	58.21	62.00	9005350025300
0.1004		2.55	95.00	58.18	62.00	9005350025500
0.1016	#38	2.58	95.00	58.13	62.00	9005350025800
0.1024		2.60	95.00	58.10	62.00	9005350026000
0.1039	#37	2.64	95.00	58.04	62.00	9005350026400
0.1043		2.65	95.00	58.03	62.00	9005350026500
0.1063		2.70	100.00	61.95	66.00	9005350027000
0.1067	#36	2.71	100.00	61.94	66.00	9005350027100
0.1083		2.75	100.00	61.88	66.00	9005350027500
0.1094	7/64	2.78	100.00	61.83	66.00	9005350027800
0.1098	#35	2.79	100.00	61.82	66.00	9005350027900
0.1102		2.80	100.00	61.80	66.00	9005350028000
0.1110	#34	2.82	100.00	61.77	66.00	9005350028200
0.1114		2.83	100.00	61.76	66.00	9005350028300
0.1122		2.85	100.00	61.73	66.00	9005350028500
0.1130	#33	2.87	100.00	61.70	66.00	9005350028700
0.1142		2.90	100.00	61.65	66.00	9005350029000
0.1161	#32	2.95	100.00	61.58	66.00	9005350029500
0.1181		3.00	100.00	61.50	66.00	9005350030000
0.1201	#31	3.05	106.00	64.43	69.00	9005350030500
0.1220		3.10	106.00	64.35	69.00	9005350031000
0.1240		3.15	106.00	64.28	69.00	9005350031500
0.1248	1/8	3.17	106.00	64.25	69.00	9005350031700
0.1260		3.20	106.00	64.20	69.00	9005350032000
0.1280		3.25	106.00	64.13	69.00	9005350032500
0.1283	#30	3.26	106.00	64.11	69.00	9005350032600
0.1287		3.27	106.00	64.10	69.00	9005350032700
0.1299		3.30	106.00	64.05	69.00	9005350033000
0.1339		3.40	112.00	67.90	73.00	9005350034000
0.1358	#29	3.45	112.00	67.83	73.00	9005350034500
0.1378		3.50	112.00	67.75	73.00	9005350035000
0.1406	9/64 #28	3.57	112.00	67.65	73.00	9005350035700

Taper length drills

Series no. **535**

Diameter (d_1) inch	wire/ltr	mm	l_1 mm	t_{max} mm	l_2 mm	EDP #
0.1417		3.60	112.00	67.60	73.00	9005350036000
0.1441	#27	3.66	112.00	67.51	73.00	9005350036600
0.1457		3.70	112.00	67.45	73.00	9005350037000
0.1469	#26	3.73	112.00	67.41	73.00	9005350037300
0.1476		3.75	112.00	67.38	73.00	9005350037500
0.1496	#25	3.80	119.00	72.30	78.00	9005350038000
0.1520	#24	3.86	119.00	72.21	78.00	9005350038600
0.1535		3.90	119.00	72.15	78.00	9005350039000
0.1539	#23	3.91	119.00	72.14	78.00	9005350039100
0.1563	5/32	3.97	119.00	72.05	78.00	9005350039700
0.1571	#22	3.99	119.00	72.02	78.00	9005350039900
0.1575		4.00	119.00	72.00	78.00	9005350040000
0.1591	#21	4.04	119.00	71.94	78.00	9005350040400
0.1610	#20	4.09	119.00	71.87	78.00	9005350040900
0.1614		4.10	119.00	71.85	78.00	9005350041000
0.1634		4.15	119.00	71.78	78.00	9005350041500
0.1654		4.20	119.00	71.70	78.00	9005350042000
0.1661	#19	4.22	119.00	71.67	78.00	9005350042200
0.1673		4.25	119.00	71.63	78.00	9005350042500
0.1693	#18	4.30	126.00	75.55	82.00	9005350043000
0.1713		4.35	126.00	75.48	82.00	9005350043500
0.1720	11/64	4.37	126.00	75.45	82.00	9005350043700
0.1728	#17	4.39	126.00	75.42	82.00	9005350043900
0.1732		4.40	126.00	75.40	82.00	9005350044000
0.1772	#16	4.50	126.00	75.25	82.00	9005350045000
0.1799	#15	4.57	126.00	75.15	82.00	9005350045700
0.1811		4.60	126.00	75.10	82.00	9005350046000
0.1819	#14	4.62	126.00	75.07	82.00	9005350046200
0.1850	#13	4.70	126.00	74.95	82.00	9005350047000
0.1870		4.75	126.00	74.88	82.00	9005350047500
0.1874	3/16	4.76	132.00	79.86	87.00	9005350047600
0.1890	#12	4.80	132.00	79.80	87.00	9005350048000
0.1909	#11	4.85	132.00	79.73	87.00	9005350048500
0.1929		4.90	132.00	79.65	87.00	9005350049000
0.1937	#10	4.92	132.00	79.62	87.00	9005350049200
0.1961	#9	4.98	132.00	79.53	87.00	9005350049800
0.1969		5.00	132.00	79.50	87.00	9005350050000
0.1988		5.05	132.00	79.43	87.00	9005350050500
0.1992	#8	5.06	132.00	79.41	87.00	9005350050600
0.2008		5.10	132.00	79.35	87.00	9005350051000
0.2012	#7	5.11	132.00	79.34	87.00	9005350051100
0.2031	13/64	5.16	132.00	79.26	87.00	9005350051600
0.2039	#6	5.18	132.00	79.23	87.00	9005350051800
0.2047		5.20	132.00	79.20	87.00	9005350052000
0.2055	#5	5.22	132.00	79.17	87.00	9005350052200
0.2067		5.25	132.00	79.13	87.00	9005350052500
0.2087		5.30	132.00	79.05	87.00	9005350053000
0.2091	#4	5.31	139.00	83.04	91.00	9005350053100
0.2126		5.40	139.00	82.90	91.00	9005350054000
0.2130	#3	5.41	139.00	82.89	91.00	9005350054100
0.2165		5.50	139.00	82.75	91.00	9005350055000
0.2189	7/32	5.56	139.00	82.66	91.00	9005350055600
0.2205		5.60	139.00	82.60	91.00	9005350056000
0.2209	#2	5.61	139.00	82.59	91.00	9005350056100
0.2244		5.70	139.00	82.45	91.00	9005350057000
0.2264		5.75	139.00	82.38	91.00	9005350057500
0.2280	#1	5.79	139.00	82.32	91.00	9005350057900
0.2283		5.80	139.00	82.30	91.00	9005350058000
0.2323		5.90	139.00	82.15	91.00	9005350059000
0.2339	A	5.94	139.00	82.09	91.00	9005350059400
0.2343	15/64	5.95	139.00	82.08	91.00	9005350059500
0.2362		6.00	139.00	82.00	91.00	9005350060000
0.2378	B	6.04	148.00	87.94	97.00	9005350060400
0.2382		6.05	148.00	87.93	97.00	9005350060500
0.2402		6.10	148.00	87.85	97.00	9005350061000
0.2421	C	6.15	148.00	87.78	97.00	9005350061500
0.2441		6.20	148.00	87.70	97.00	9005350062000
0.2461	D	6.25	148.00	87.63	97.00	9005350062500
0.2480		6.30	148.00	87.55	97.00	9005350063000
0.2500	1/4 E	6.35	148.00	87.48	97.00	9005350063500
0.2520		6.40	148.00	87.40	97.00	9005350064000
0.2559		6.50	148.00	87.25	97.00	9005350065000
0.2571		6.53	148.00	87.21	97.00	9005350065300
0.2598		6.60	148.00	87.10	97.00	9005350066000
0.2610	G	6.63	148.00	87.06	97.00	9005350066300
0.2638		6.70	148.00	86.95	97.00	9005350067000
0.2657	17/64 H	6.75	156.00	91.88	102.00	9005350067500
0.2677		6.80	156.00	91.80	102.00	9005350068000
0.2717	I	6.90	156.00	91.65	102.00	9005350069000
0.2756		7.00	156.00	91.50	102.00	9005350070000
0.2768	J	7.03	156.00	91.46	102.00	9005350070300
0.2772		7.04	156.00	91.44	102.00	9005350070400
0.2795		7.10	156.00	91.35	102.00	9005350071000
0.2811	9/32 K	7.14	156.00	91.29	102.00	9005350071400
0.2835		7.20	156.00	91.20	102.00	9005350072000
0.2874		7.30	156.00	91.05	102.00	9005350073000
0.2902	L	7.37	156.00	90.95	102.00	9005350073700
0.2913		7.40	156.00	90.90	102.00	9005350074000
0.2933		7.45	156.00	90.83	102.00	9005350074500
0.2949	M	7.49	156.00	90.77	102.00	9005350074900
0.2953		7.50	156.00	90.75	102.00	9005350075000
0.2969	19/64	7.54	165.00	97.69	109.00	9005350075400
0.2992		7.60	165.00	97.60	109.00	9005350076000
0.3020	N	7.67	165.00	97.50	109.00	9005350076700
0.3031		7.70	165.00	97.45	109.00	9005350077000
0.3051		7.75	165.00	97.38	109.00	9005350077500
0.3071		7.80	165.00	97.30	109.00	9005350078000
0.3091		7.85	165.00	97.23	109.00	9005350078500
0.3110		7.90	165.00	97.15	109.00	9005350079000
0.3126	5/16	7.94	165.00	97.09	109.00	9005350079400
0.3150		8.00	165.00	97.00	109.00	9005350080000
0.3161	O	8.03	165.00	96.96	109.00	9005350080300
0.3189		8.10	165.00	96.85	109.00	9005350081000
0.3228	P	8.20	165.00	96.70	109.00	9005350082000
0.3268		8.30	165.00	96.55	109.00	9005350083000
0.3280	21/64	8.33	165.00	96.51	109.00	9005350083300
0.3307		8.40	165.00	96.40	109.00	9005350084000
0.3319	Q	8.43	165.00	96.36	109.00	9005350084300
0.3346		8.50	165.00	96.25	109.00	9005350085000
0.3386		8.60	175.00	102.10	115.00	9005350086000
0.3390	R	8.61	175.00	102.09	115.00	9005350086100
0.3425		8.70	175.00	101.95	115.00	9005350087000
0.3437	11/32	8.73	175.00	101.91	115.00	9005350087300
0.3465		8.80	175.00	101.80	115.00	9005350088000
0.3480	S	8.84	175.00	101.74	115.00	9005350088400
0.3504		8.90	175.00	101.65	115.00	9005350089000
0.3543		9.00	175.00	101.50	115.00	9005350090000
0.3579	T	9.09	175.00	101.37	115.00	9005350090900
0.3583		9.10	175.00	101.35	115.00	9005350091000
0.3594	23/64	9.13	175.00	101.31	115.00	9005350091300
0.3622		9.20	175.00	101.20	115.00	9005350092000
0.3642		9.25	175.00	101.13	115.00	9005350092500
0.3661		9.30	175.00	101.05	115.00	9005350093000
0.3681		9.35	175.00	100.98	115.00	9005350093500
0.3701		9.40	175.00	100.90	115.00	9005350094000
0.3740		9.50	175.00	100.75	115.00	9005350095000
0.3748	3/8	9.52	184.00	106.72	121.00	9005350095200
0.3780		9.60	184.00	106.60	121.00	9005350096000
0.3819		9.70	184.00	106.45	121.00	9005350097000
0.3858	W	9.80	184.00	106.30	121.00	9005350098000

Taper length drills

Series no. **535**

Diameter (d_1) inch	wire/ltr	mm	l_1 mm	t_{max} mm	l_2 mm	EDP #
0.3898		9.90	184.00	106.15	121.00	**9005350099000**
0.3906	25/64	9.92	184.00	106.12	121.00	**9005350099200**
0.3937		10.00	184.00	106.00	121.00	**9005350100000**
0.3969	X	10.08	184.00	105.88	121.00	**9005350100800**
0.3976		10.10	184.00	105.85	121.00	**9005350101000**
0.4016		10.20	184.00	105.70	121.00	**9005350102000**
0.4055		10.30	184.00	105.55	121.00	**9005350103000**
0.4063	13/32	10.32	184.00	105.52	121.00	**9005350103200**
0.4094		10.40	184.00	105.40	121.00	**9005350104000**
0.4130	Z	10.49	184.00	105.27	121.00	**9005350104900**
0.4134		10.50	184.00	105.25	121.00	**9005350105000**
0.4220	27/64	10.72	195.00	111.92	128.00	**9005350107200**
0.4252		10.80	195.00	111.80	128.00	**9005350108000**
0.4291		10.90	195.00	111.65	128.00	**9005350109000**
0.4331		11.00	195.00	111.50	128.00	**9005350110000**
0.4370		11.10	195.00	111.35	128.00	**9005350111000**
0.4374	7/16	11.11	195.00	111.34	128.00	**9005350111100**
0.4449		11.30	195.00	111.05	128.00	**9005350113000**

Diameter (d_1) inch	wire/ltr	mm	l_1 mm	t_{max} mm	l_2 mm	EDP #
0.4488		11.40	195.00	110.90	128.00	**9005350114000**
0.4528		11.50	195.00	110.75	128.00	**9005350115000**
0.4531	29/64	11.51	195.00	110.74	128.00	**9005350115100**
0.4646		11.80	195.00	110.30	128.00	**9005350118000**
0.4685		11.90	205.00	116.15	134.00	**9005350119000**
0.4689	15/32	11.91	205.00	116.14	134.00	**9005350119100**
0.4724		12.00	205.00	116.00	134.00	**9005350120000**
0.4843	31/64	12.30	205.00	115.55	134.00	**9005350123000**
0.4921		12.50	205.00	115.25	134.00	**9005350125000**
0.4961		12.60	205.00	115.10	134.00	**9005350126000**
0.5000	1/2	12.70	205.00	114.95	134.00	**9005350127000**
0.5118		13.00	205.00	114.50	134.00	**9005350130000**
0.5157	33/64	13.10	205.00	114.35	134.00	**9005350131000**
0.5311	17/32	13.49	214.00	119.77	140.00	**9005350134900**
0.5315		13.50	214.00	119.75	140.00	**9005350135000**
0.5469	35/64	13.89	214.00	119.17	140.00	**9005350138900**
0.5472		13.90	214.00	119.15	140.00	**9005350139000**
0.5512		14.00	214.00	119.00	140.00	**9005350140000**

Taper length drills

Series no. **668**

Tool material **HSS**

Surface **S**

~10xD	DIN 340	GT 100	130°	h8		Cyl	R
Cutting depth	Standard	Type	Point angle	Tolerance on Ø	Web Thinning	Shank form	Cutting direction

P	Steel	●
M	Stainless steel	
K	Cast iron	●
N	Aluminum	●
S	Titanium alloys	
H	Hardened steel	

●=Optimal
○=Limited

web thinning ≥ Ø 1.000 • relieved cone • wide flutes • in case of unsatisfactory chip evacuation

cast iron and steels up to 1000 N/mm² • Not recommended for: CrNi steels, stainless steels

$t_{max} = l_2\text{-}1.5 \times d_1$

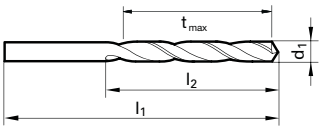

Speeds and feeds information on pg. 540

Shank diameter = cut diameter

Diameter (d_1) inch	wire/ltr	mm	l_1 mm	t_{max} mm	l_2 mm	EDP #
0.0394		1.00	56.00	31.50	33.00	9006680010000
0.0429	#57	1.09	60.00	35.37	37.00	9006680010900
0.0433		1.10	60.00	35.35	37.00	9006680011000
0.0465	#56	1.18	60.00	35.23	37.00	9006680011800
0.0469	3/64	1.19	65.00	39.22	41.00	9006680011900
0.0472		1.20	65.00	39.20	41.00	9006680012000
0.0512		1.30	65.00	39.05	41.00	9006680013000
0.0520	#55	1.32	65.00	39.02	41.00	9006680013200
0.0551	#54	1.40	70.00	42.90	45.00	9006680014000
0.0591		1.50	70.00	42.75	45.00	9006680015000
0.0594	#53	1.51	76.00	47.74	50.00	9006680015100
0.0626	1/16	1.59	76.00	47.62	50.00	9006680015900
0.0630		1.60	76.00	47.60	50.00	9006680016000
0.0650		1.65	76.00	47.53	50.00	9006680016500
0.0669	#51	1.70	76.00	47.45	50.00	9006680017000
0.0709		1.80	80.00	50.30	53.00	9006680018000
0.0728	#49	1.85	80.00	50.23	53.00	9006680018500
0.0748		1.90	80.00	50.15	53.00	9006680019000
0.0760	#48	1.93	85.00	53.11	56.00	9006680019300
0.0768		1.95	85.00	53.08	56.00	9006680019500
0.0780	5/64	1.98	85.00	53.03	56.00	9006680019800
0.0783	#47	1.99	85.00	53.02	56.00	9006680019900
0.0787		2.00	85.00	53.00	56.00	9006680020000
0.0811	#46	2.06	85.00	52.91	56.00	9006680020600
0.0819	#45	2.08	85.00	52.88	56.00	9006680020800
0.0827		2.10	85.00	52.85	56.00	9006680021000
0.0858	#44	2.18	90.00	55.73	59.00	9006680021800
0.0866		2.20	90.00	55.70	59.00	9006680022000
0.0886		2.25	90.00	55.63	59.00	9006680022500
0.0890	#43	2.26	90.00	55.61	59.00	9006680022600
0.0906		2.30	90.00	55.55	59.00	9006680023000
0.0937	3/32	2.38	95.00	58.43	62.00	9006680023800
0.0945		2.40	95.00	58.40	62.00	9006680024000
0.0980	#40	2.49	95.00	58.27	62.00	9006680024900
0.0984		2.50	95.00	58.25	62.00	9006680025000
0.0996	#39	2.53	95.00	58.21	62.00	9006680025300
0.1016	#38	2.58	95.00	58.13	62.00	9006680025800
0.1024		2.60	95.00	58.10	62.00	9006680026000
0.1039	#37	2.64	95.00	58.04	62.00	9006680026400
0.1063		2.70	100.00	61.95	66.00	9006680027000
0.1067	#36	2.71	100.00	61.94	66.00	9006680027100

Diameter (d_1) inch	wire/ltr	mm	l_1 mm	t_{max} mm	l_2 mm	EDP #
0.1094	7/64	2.78	100.00	61.83	66.00	9006680027800
0.1102		2.80	100.00	61.80	66.00	9006680028000
0.1110	#34	2.82	100.00	61.77	66.00	9006680028200
0.1130	#33	2.87	100.00	61.70	66.00	9006680028700
0.1142		2.90	100.00	61.65	66.00	9006680029000
0.1161	#32	2.95	100.00	61.58	66.00	9006680029500
0.1181		3.00	100.00	61.50	66.00	9006680030000
0.1201	#31	3.05	106.00	64.43	69.00	9006680030500
0.1220		3.10	106.00	64.35	69.00	9006680031000
0.1248	1/8	3.17	106.00	64.25	69.00	9006680031700
0.1260		3.20	106.00	64.20	69.00	9006680032000
0.1299		3.30	106.00	64.05	69.00	9006680033000
0.1339		3.40	112.00	67.90	73.00	9006680034000
0.1358	#29	3.45	112.00	67.83	73.00	9006680034500
0.1378		3.50	112.00	67.75	73.00	9006680035000
0.1406	9/64 #28	3.57	112.00	67.65	73.00	9006680035700
0.1417		3.60	112.00	67.60	73.00	9006680036000
0.1457		3.70	112.00	67.45	73.00	9006680037000
0.1469	#26	3.73	112.00	67.41	73.00	9006680037300
0.1496	#25	3.80	119.00	72.30	78.00	9006680038000
0.1520	#24	3.86	119.00	72.21	78.00	9006680038600
0.1524		3.87	119.00	72.20	78.00	9006680038700
0.1535		3.90	119.00	72.15	78.00	9006680039000
0.1563	5/32	3.97	119.00	72.05	78.00	9006680039700
0.1575		4.00	119.00	72.00	78.00	9006680040000
0.1591	#21	4.04	119.00	71.94	78.00	9006680040400
0.1610	#20	4.09	119.00	71.87	78.00	9006680040900
0.1614		4.10	119.00	71.85	78.00	9006680041000
0.1654		4.20	119.00	71.70	78.00	9006680042000
0.1661	#19	4.22	119.00	71.67	78.00	9006680042200
0.1693	#18	4.30	126.00	75.55	82.00	9006680043000
0.1720	11/64	4.37	126.00	75.45	82.00	9006680043700
0.1732		4.40	126.00	75.40	82.00	9006680044000
0.1772	#16	4.50	126.00	75.25	82.00	9006680045000
0.1811		4.60	126.00	75.10	82.00	9006680046000
0.1850	#13	4.70	126.00	74.95	82.00	9006680047000
0.1874	3/16	4.76	132.00	79.86	87.00	9006680047600
0.1890	#12	4.80	132.00	79.80	87.00	9006680048000
0.1909	#11	4.85	132.00	79.73	87.00	9006680048500
0.1929		4.90	132.00	79.65	87.00	9006680049000
0.1933		4.91	132.00	79.64	87.00	9006680049100

Taper length drills

Series no. **668**

Diameter (d_1) inch	wire/ltr	mm	l_1 mm	t_{max} mm	l_2 mm	EDP #
0.1937	#10	4.92	132.00	79.62	87.00	**9006680049200**
0.1969		5.00	132.00	79.50	87.00	**9006680050000**
0.1992	#8	5.06	132.00	79.41	87.00	**9006680050600**
0.2008		5.10	132.00	79.35	87.00	**9006680051000**
0.2031	13/64	5.16	132.00	79.26	87.00	**9006680051600**
0.2047		5.20	132.00	79.20	87.00	**9006680052000**
0.2087		5.30	132.00	79.05	87.00	**9006680053000**
0.2091	#4	5.31	139.00	83.04	91.00	**9006680053100**
0.2126		5.40	139.00	82.90	91.00	**9006680054000**
0.2165		5.50	139.00	82.75	91.00	**9006680055000**
0.2189	7/32	5.56	139.00	82.66	91.00	**9006680055600**
0.2205		5.60	139.00	82.60	91.00	**9006680056000**
0.2244		5.70	139.00	82.45	91.00	**9006680057000**
0.2283		5.80	139.00	82.30	91.00	**9006680058000**
0.2323		5.90	139.00	82.15	91.00	**9006680059000**
0.2343	15/64	5.95	139.00	82.08	91.00	**9006680059500**
0.2362		6.00	139.00	82.00	91.00	**9006680060000**
0.2378	B	6.04	148.00	87.94	97.00	**9006680060400**
0.2402		6.10	148.00	87.85	97.00	**9006680061000**
0.2421	C	6.15	148.00	87.78	97.00	**9006680061500**
0.2441		6.20	148.00	87.70	97.00	**9006680062000**
0.2461	D	6.25	148.00	87.63	97.00	**9006680062500**
0.2480		6.30	148.00	87.55	97.00	**9006680063000**
0.2500	1/4 E	6.35	148.00	87.48	97.00	**9006680063500**
0.2520		6.40	148.00	87.40	97.00	**9006680064000**
0.2559		6.50	148.00	87.25	97.00	**9006680065000**
0.2571	F	6.53	148.00	87.21	97.00	**9006680065300**
0.2598		6.60	148.00	87.10	97.00	**9006680066000**
0.2638		6.70	148.00	86.95	97.00	**9006680067000**
0.2657	17/64 H	6.75	156.00	91.88	102.00	**9006680067500**
0.2677		6.80	156.00	91.80	102.00	**9006680068000**
0.2717	I	6.90	156.00	91.65	102.00	**9006680069000**
0.2756		7.00	156.00	91.50	102.00	**9006680070000**
0.2795		7.10	156.00	91.35	102.00	**9006680071000**
0.2811	9/32 K	7.14	156.00	91.29	102.00	**9006680071400**
0.2835		7.20	156.00	91.20	102.00	**9006680072000**
0.2854		7.25	156.00	91.13	102.00	**9006680072500**
0.2874		7.30	156.00	91.05	102.00	**9006680073000**
0.2913		7.40	156.00	90.90	102.00	**9006680074000**
0.2953		7.50	156.00	90.75	102.00	**9006680075000**
0.2992		7.60	165.00	97.60	109.00	**9006680076000**
0.3031		7.70	165.00	97.45	109.00	**9006680077000**
0.3071		7.80	165.00	97.30	109.00	**9006680078000**
0.3110		7.90	165.00	97.15	109.00	**9006680079000**

Diameter (d_1) inch	wire/ltr	mm	l_1 mm	t_{max} mm	l_2 mm	EDP #
0.3126	5/16	7.94	165.00	97.09	109.00	**9006680079400**
0.3150		8.00	165.00	97.00	109.00	**9006680080000**
0.3189		8.10	165.00	96.85	109.00	**9006680081000**
0.3228	P	8.20	165.00	96.70	109.00	**9006680082000**
0.3268		8.30	165.00	96.55	109.00	**9006680083000**
0.3307		8.40	165.00	96.40	109.00	**9006680084000**
0.3319	Q	8.43	165.00	96.36	109.00	**9006680084300**
0.3346		8.50	165.00	96.25	109.00	**9006680085000**
0.3386		8.60	175.00	102.10	115.00	**9006680086000**
0.3390	R	8.61	175.00	102.09	115.00	**9006680086100**
0.3425		8.70	175.00	101.95	115.00	**9006680087000**
0.3437	11/32	8.73	175.00	101.91	115.00	**9006680087300**
0.3465		8.80	175.00	101.80	115.00	**9006680088000**
0.3504		8.90	175.00	101.65	115.00	**9006680089000**
0.3543		9.00	175.00	101.50	115.00	**9006680090000**
0.3583		9.10	175.00	101.35	115.00	**9006680091000**
0.3594	23/64	9.13	175.00	101.31	115.00	**9006680091300**
0.3661		9.30	175.00	101.05	115.00	**9006680093000**
0.3677	U	9.34	175.00	100.99	115.00	**9006680093400**
0.3701		9.40	175.00	100.90	115.00	**9006680094000**
0.3740		9.50	175.00	100.75	115.00	**9006680095000**
0.3748	3/8	9.52	184.00	106.72	121.00	**9006680095200**
0.3780		9.60	184.00	106.60	121.00	**9006680096000**
0.3819		9.70	184.00	106.45	121.00	**9006680097000**
0.3858	W	9.80	184.00	106.30	121.00	**9006680098000**
0.3898		9.90	184.00	106.15	121.00	**9006680099000**
0.3906	25/64	9.92	184.00	106.12	121.00	**9006680099200**
0.3937		10.00	184.00	106.00	121.00	**9006680100000**
0.4016		10.20	184.00	105.70	121.00	**9006680102000**
0.4063	13/32	10.32	184.00	105.52	121.00	**9006680103200**
0.4134		10.50	184.00	105.25	121.00	**9006680105000**
0.4220	27/64	10.72	195.00	111.92	128.00	**9006680107200**
0.4331		11.00	195.00	111.50	128.00	**9006680110000**
0.4374	7/16	11.11	195.00	111.34	128.00	**9006680111100**
0.4528		11.50	195.00	110.75	128.00	**9006680115000**
0.4531	29/64	11.51	195.00	110.74	128.00	**9006680115100**
0.4689	15/32	11.91	205.00	116.14	134.00	**9006680119100**
0.4724		12.00	205.00	116.00	134.00	**9006680120000**
0.4843	31/64	12.30	205.00	115.55	134.00	**9006680123000**
0.4921		12.50	205.00	115.25	134.00	**9006680125000**
0.5000	1/2	12.70	205.00	114.95	134.00	**9006680127000**
0.5118		13.00	205.00	114.50	134.00	**9006680130000**
0.5157	33/64	13.10	205.00	114.35	134.00	**9006680131000**
0.5512		14.00	214.00	119.00	140.00	**9006680140000**

Taper length drills

Series no. **390**

Tool material **HSS**

Surface

~10xD	WN	GT 100	130°	h8			Cyl	R
Cutting depth	Guhring Std.	Type	Point angle	Tolerance on Ø	Web Thinning	Internal coolant	Shank form	Cutting direction

P	Steel	●
M	Stainless steel	○
K	Cast iron	●
N	Aluminum	●
S	Titanium alloys	○
H	Hardened steel	

●=Optimal
○=Limited

web thinning ≥ Ø 3.000 • relieved cone • also for drilling through drill bushes • especially for drilling depths > 5xD

laminated sheet metal • steel and cast steel, grey cast iron • austenitic steels up to 800 N/mm²

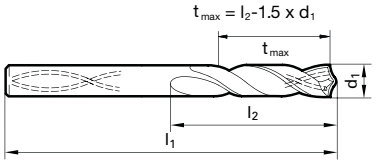

Speeds and feeds information on pg. 513

Shank diameter = cut diameter

Diameter (d_1) inch	wire/ltr	mm	l_1 mm	t_{max} mm	l_2 mm	EDP #
0.1181		3.00	100.00	61.50	66.00	**9003900030000**
0.1299		3.30	106.00	64.05	69.00	**9003900033000**
0.1378		3.50	112.00	67.75	73.00	**9003900035000**
0.1575		4.00	119.00	72.00	78.00	**9003900040000**
0.1654		4.20	119.00	71.70	78.00	**9003900042000**
0.1772	#16	4.50	126.00	75.25	82.00	**9003900045000**
0.1969		5.00	132.00	79.50	87.00	**9003900050000**
0.2165		5.50	139.00	82.75	91.00	**9003900055000**
0.2362		6.00	139.00	82.00	91.00	**9003900060000**
0.2559		6.50	148.00	87.25	97.00	**9003900065000**
0.2677		6.80	156.00	91.80	102.00	**9003900068000**
0.2756		7.00	156.00	91.50	102.00	**9003900070000**

Diameter (d_1) inch	wire/ltr	mm	l_1 mm	t_{max} mm	l_2 mm	EDP #
0.2953		7.50	156.00	90.75	102.00	**9003900075000**
0.3150		8.00	165.00	97.00	109.00	**9003900080000**
0.3346		8.50	165.00	96.25	109.00	**9003900085000**
0.3543		9.00	175.00	101.50	115.00	**9003900090000**
0.3740		9.50	175.00	100.75	115.00	**9003900095000**
0.3937		10.00	184.00	106.00	121.00	**9003900100000**
0.4016		10.20	184.00	105.70	121.00	**9003900102000**
0.4134		10.50	184.00	105.25	121.00	**9003900105000**
0.4331		11.00	195.00	111.50	128.00	**9003900110000**
0.4528		11.50	195.00	110.75	128.00	**9003900115000**
0.4724		12.00	205.00	116.00	134.00	**9003900120000**
0.5118		13.00	205.00	114.50	134.00	**9003900130000**

Taper length drills

Series no. **317**

~10xD	DIN 340	N	118°	h8		Cyl	R
Cutting depth	Standard	Type	Point angle	Tolerance on Ø	Web Thinning	Shank form	Cutting direction

Tool material: **HSCO**

Surface: >Ø 2.36

P	Steel	●
M	Stainless steel	○
K	Cast iron	●
N	Aluminum	●
S	Titanium alloys	○
H	Hardened steel	

●=Optimal
○=Limited

web thinning ≥ Ø 1.000 • relieved cone • Co-alloyed high speed steel • increased wear resistance

alloyed/unalloyed steels and castings over 800 N/mm² • hot and cold rolled steels • antifriction bearing steels • high-alloyed steels • heat treatable and case hardened steels

$t_{max} = l_2\text{-}1.5 \times d_1$

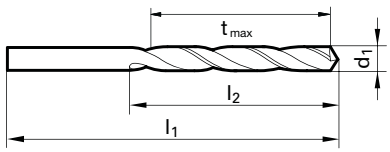

Speeds and feeds information on pg. 510

Shank diameter = cut diameter

Diameter (d_1) inch	wire/ltr	mm	l_1 mm	t_{max} mm	l_2 mm	EDP #
0.0197		0.50	32.00	11.25	12.00	9003170005000
0.0256		0.65	38.00	17.03	18.00	9003170006500
0.0276		0.70	42.00	19.95	21.00	9003170007000
0.0295		0.75	42.00	19.88	21.00	9003170007500
0.0315		0.80	46.00	23.80	25.00	9003170008000
0.0335		0.85	46.00	23.73	25.00	9003170008500
0.0354		0.90	51.00	27.65	29.00	9003170009000
0.0374		0.95	51.00	27.58	29.00	9003170009500
0.0394		1.00	56.00	31.50	33.00	9003170010000
0.0402	#60	1.02	56.00	31.47	33.00	9003170010200
0.0433		1.10	60.00	35.35	37.00	9003170011000
0.0469	3/64	1.19	65.00	39.22	41.00	9003170011900
0.0472		1.20	65.00	39.20	41.00	9003170012000
0.0492		1.25	65.00	39.13	41.00	9003170012500
0.0512		1.30	65.00	39.05	41.00	9003170013000
0.0551	#54	1.40	70.00	42.90	45.00	9003170014000
0.0591		1.50	70.00	42.75	45.00	9003170015000
0.0594	#53	1.51	76.00	47.74	50.00	9003170015100
0.0610		1.55	76.00	47.68	50.00	9003170015500
0.0626	1/16	1.59	76.00	47.62	50.00	9003170015900
0.0630		1.60	76.00	47.60	50.00	9003170016000
0.0650		1.65	76.00	47.53	50.00	9003170016500
0.0669	#51	1.70	76.00	47.45	50.00	9003170017000
0.0701	#50	1.78	80.00	50.33	53.00	9003170017800
0.0709		1.80	80.00	50.30	53.00	9003170018000
0.0748		1.90	80.00	50.15	53.00	9003170019000
0.0768		1.95	85.00	53.08	56.00	9003170019500
0.0780	5/64	1.98	85.00	53.03	56.00	9003170019800
0.0787		2.00	85.00	53.00	56.00	9003170020000
0.0807		2.05	85.00	52.93	56.00	9003170020500
0.0827		2.10	85.00	52.85	56.00	9003170021000
0.0866		2.20	90.00	55.70	59.00	9003170022000
0.0906		2.30	90.00	55.55	59.00	9003170023000
0.0937	3/32	2.38	95.00	58.43	62.00	9003170023800
0.0945		2.40	95.00	58.40	62.00	9003170024000
0.0965		2.45	95.00	58.33	62.00	9003170024500
0.0984		2.50	95.00	58.25	62.00	9003170025000
0.1024		2.60	95.00	58.10	62.00	9003170026000
0.1063		2.70	100.00	61.95	66.00	9003170027000
0.1094	7/64	2.78	100.00	61.83	66.00	9003170027800
0.1102		2.80	100.00	61.80	66.00	9003170028000
0.1142		2.90	100.00	61.65	66.00	9003170029000
0.1181		3.00	100.00	61.50	66.00	9003170030000

Diameter (d_1) inch	wire/ltr	mm	l_1 mm	t_{max} mm	l_2 mm	EDP #
0.1201	#31	3.05	106.00	64.43	69.00	9003170030500
0.1220		3.10	106.00	64.35	69.00	9003170031000
0.1248	1/8	3.17	106.00	64.25	69.00	9003170031700
0.1260		3.20	106.00	64.20	69.00	9003170032000
0.1280		3.25	106.00	64.13	69.00	9003170032500
0.1299		3.30	106.00	64.05	69.00	9003170033000
0.1339		3.40	112.00	67.90	73.00	9003170034000
0.1358	#29	3.45	112.00	67.83	73.00	9003170034500
0.1378		3.50	112.00	67.75	73.00	9003170035000
0.1417		3.60	112.00	67.60	73.00	9003170036000
0.1457		3.70	112.00	67.45	73.00	9003170037000
0.1496	#25	3.80	119.00	72.30	78.00	9003170038000
0.1535		3.90	119.00	72.15	78.00	9003170039000
0.1563	5/32	3.97	119.00	72.05	78.00	9003170039700
0.1575		4.00	119.00	72.00	78.00	9003170040000
0.1614		4.10	119.00	71.85	78.00	9003170041000
0.1654		4.20	119.00	71.70	78.00	9003170042000
0.1693	#18	4.30	126.00	75.55	82.00	9003170043000
0.1720	11/64	4.37	126.00	75.45	82.00	9003170043700
0.1732		4.40	126.00	75.40	82.00	9003170044000
0.1772	#16	4.50	126.00	75.25	82.00	9003170045000
0.1811		4.60	126.00	75.10	82.00	9003170046000
0.1850	#13	4.70	126.00	74.95	82.00	9003170047000
0.1874	3/16	4.76	132.00	79.86	87.00	9003170047600
0.1890	#12	4.80	132.00	79.80	87.00	9003170048000
0.1909	#11	4.85	132.00	79.73	87.00	9003170048500
0.1929		4.90	132.00	79.65	87.00	9003170049000
0.1969		5.00	132.00	79.50	87.00	9003170050000
0.2008		5.10	132.00	79.35	87.00	9003170051000
0.2031	13/64	5.16	132.00	79.26	87.00	9003170051600
0.2047		5.20	132.00	79.20	87.00	9003170052000
0.2087		5.30	132.00	79.05	87.00	9003170053000
0.2126		5.40	139.00	82.90	91.00	9003170054000
0.2165		5.50	139.00	82.75	91.00	9003170055000
0.2189	7/32	5.56	139.00	82.66	91.00	9003170055600
0.2205		5.60	139.00	82.60	91.00	9003170056000
0.2244		5.70	139.00	82.45	91.00	9003170057000
0.2283		5.80	139.00	82.30	91.00	9003170058000
0.2323		5.90	139.00	82.15	91.00	9003170059000
0.2343	15/64	5.95	139.00	82.08	91.00	9003170059500
0.2362		6.00	139.00	82.00	91.00	9003170060000
0.2402		6.10	148.00	87.85	97.00	9003170061000
0.2441		6.20	148.00	87.70	97.00	9003170062000

Taper length drills

Series no. **317**

Diameter (d_1) inch	wire/ltr	mm	l_1 mm	t_{max} mm	l_2 mm	EDP #
0.2480		6.30	148.00	87.55	97.00	**9003170063000**
0.2500	1/4 E	6.35	148.00	87.48	97.00	**9003170063500**
0.2520		6.40	148.00	87.40	97.00	**9003170064000**
0.2559		6.50	148.00	87.25	97.00	**9003170065000**
0.2598		6.60	148.00	87.10	97.00	**9003170066000**
0.2610	G	6.63	148.00	87.06	97.00	**9003170066300**
0.2638		6.70	148.00	86.95	97.00	**9003170067000**
0.2657	17/64 H	6.75	156.00	91.88	102.00	**9003170067500**
0.2677		6.80	156.00	91.80	102.00	**9003170068000**
0.2717	I	6.90	156.00	91.65	102.00	**9003170069000**
0.2756		7.00	156.00	91.50	102.00	**9003170070000**
0.2811	9/32 K	7.14	156.00	91.29	102.00	**9003170071400**
0.2835		7.20	156.00	91.20	102.00	**9003170072000**
0.2874		7.30	156.00	91.05	102.00	**9003170073000**
0.2913		7.40	156.00	90.90	102.00	**9003170074000**
0.2953		7.50	156.00	90.75	102.00	**9003170075000**
0.2969	19/64	7.54	165.00	97.69	109.00	**9003170075400**
0.2992		7.60	165.00	97.60	109.00	**9003170076000**
0.3031		7.70	165.00	97.45	109.00	**9003170077000**
0.3071		7.80	165.00	97.30	109.00	**9003170078000**
0.3110		7.90	165.00	97.15	109.00	**9003170079000**
0.3126	5/16	7.94	165.00	97.09	109.00	**9003170079400**
0.3150		8.00	165.00	97.00	109.00	**9003170080000**
0.3189		8.10	165.00	96.85	109.00	**9003170081000**
0.3228	P	8.20	165.00	96.70	109.00	**9003170082000**
0.3280	21/64	8.33	165.00	96.51	109.00	**9003170083300**
0.3307		8.40	165.00	96.40	109.00	**9003170084000**
0.3346		8.50	165.00	96.25	109.00	**9003170085000**
0.3386		8.60	175.00	102.10	115.00	**9003170086000**
0.3425		8.70	175.00	101.95	115.00	**9003170087000**
0.3437	11/32	8.73	175.00	101.91	115.00	**9003170087300**
0.3465		8.80	175.00	101.80	115.00	**9003170088000**
0.3543		9.00	175.00	101.50	115.00	**9003170090000**
0.3583		9.10	175.00	101.35	115.00	**9003170091000**
0.3594	23/64	9.13	175.00	101.31	115.00	**9003170091300**
0.3622		9.20	175.00	101.20	115.00	**9003170092000**

Diameter (d_1) inch	wire/ltr	mm	l_1 mm	t_{max} mm	l_2 mm	EDP #
0.3661		9.30	175.00	101.05	115.00	**9003170093000**
0.3701		9.40	175.00	100.90	115.00	**9003170094000**
0.3740		9.50	175.00	100.75	115.00	**9003170095000**
0.3748	3/8	9.52	184.00	106.72	121.00	**9003170095200**
0.3780		9.60	184.00	106.60	121.00	**9003170096000**
0.3819		9.70	184.00	106.45	121.00	**9003170097000**
0.3858	W	9.80	184.00	106.30	121.00	**9003170098000**
0.3898		9.90	184.00	106.15	121.00	**9003170099000**
0.3906	25/64	9.92	184.00	106.12	121.00	**9003170099200**
0.3937		10.00	184.00	106.00	121.00	**9003170100000**
0.3976		10.10	184.00	105.85	121.00	**9003170101000**
0.4016		10.20	184.00	105.70	121.00	**9003170102000**
0.4063	13/32	10.32	184.00	105.52	121.00	**9003170103200**
0.4134		10.50	184.00	105.25	121.00	**9003170105000**
0.4220	27/64	10.72	195.00	111.92	128.00	**9003170107200**
0.4331		11.00	195.00	111.50	128.00	**9003170110000**
0.4374	7/16	11.11	195.00	111.34	128.00	**9003170111100**
0.4409		11.20	195.00	111.20	128.00	**9003170112000**
0.4528		11.50	195.00	110.75	128.00	**9003170115000**
0.4531	29/64	11.51	195.00	110.74	128.00	**9003170115100**
0.4646		11.80	195.00	110.30	128.00	**9003170118000**
0.4689	15/32	11.91	205.00	116.14	134.00	**9003170119100**
0.4724		12.00	205.00	116.00	134.00	**9003170120000**
0.4843	31/64	12.30	205.00	115.55	134.00	**9003170123000**
0.4921		12.50	205.00	115.25	134.00	**9003170125000**
0.5000	1/2	12.70	205.00	114.95	134.00	**9003170127000**
0.5118		13.00	205.00	114.50	134.00	**9003170130000**
0.5157	33/64	13.10	205.00	114.35	134.00	**9003170131000**
0.5311	17/32	13.49	214.00	119.77	140.00	**9003170134900**
0.5315		13.50	214.00	119.75	140.00	**9003170135000**
0.5512		14.00	214.00	119.00	140.00	**9003170140000**
0.5626	9/16	14.29	220.00	122.57	144.00	**9003170142900**
0.5906		15.00	220.00	121.50	144.00	**9003170150000**
0.6094	39/64	15.48	227.00	125.78	149.00	**9003170154800**
0.6248	5/8	15.87	227.00	125.20	149.00	**9003170158700**
0.6299		16.00	227.00	125.00	149.00	**9003170160000**

Taper length drills

Series no. **617**

~10xD	DIN 340	Ti	130°	h8		Cyl	R	
Cutting depth	Standard	Type	Point angle	Tolerance on Ø	Web Thinning	Shank form	Cutting direction	

Tool material: **HSCO**

Surface: ○

P	Steel	○
M	Stainless steel	●
K	Cast iron	
N	Aluminum	
S	Titanium alloys	●
H	Hardened steel	

●=Optimal
○=Limited

web thinning ≥ Ø 1.000 • relieved cone split point • Co-alloyed high speed steel • increased wear resistance

Titanium and Titanium alloys • stainless/acid-/heat-resistant austenitic steels • high tensile/short chipping steels over 900 N/mm² • antifriction bearing steels • Hastelloy, Inconel, Nimonic

$t_{max} = l_2\text{-}1.5 \times d_1$

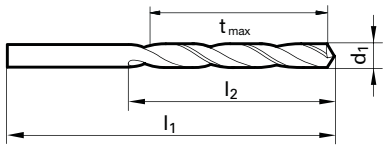

Speeds and feeds information on pg. 532

Shank diameter = cut diameter

Diameter (d_1) inch	wire/ltr	mm	l_1 mm	t_{max} mm	l_2 mm	EDP #
0.0394		1.00	56.00	31.50	33.00	9006170010000
0.0433		1.10	60.00	35.35	37.00	9006170011000
0.0472		1.20	65.00	39.20	41.00	9006170012000
0.0512		1.30	65.00	39.05	41.00	9006170013000
0.0551	#54	1.40	70.00	42.90	45.00	9006170014000
0.0571		1.45	70.00	42.83	45.00	9006170014500
0.0591		1.50	70.00	42.75	45.00	9006170015000
0.0626	1/16	1.59	76.00	47.62	50.00	9006170015900
0.0630		1.60	76.00	47.60	50.00	9006170016000
0.0634	#52	1.61	76.00	47.59	50.00	9006170016100
0.0650		1.65	76.00	47.53	50.00	9006170016500
0.0669	#51	1.70	76.00	47.45	50.00	9006170017000
0.0689		1.75	80.00	50.38	53.00	9006170017500
0.0709		1.80	80.00	50.30	53.00	9006170018000
0.0728	#49	1.85	80.00	50.23	53.00	9006170018500
0.0748		1.90	80.00	50.15	53.00	9006170019000
0.0760	#48	1.93	85.00	53.11	56.00	9006170019300
0.0768		1.95	85.00	53.08	56.00	9006170019500
0.0780	5/64	1.98	85.00	53.03	56.00	9006170019800
0.0787		2.00	85.00	53.00	56.00	9006170020000
0.0807		2.05	85.00	52.93	56.00	9006170020500
0.0827		2.10	85.00	52.85	56.00	9006170021000
0.0846		2.15	90.00	55.78	59.00	9006170021500
0.0866		2.20	90.00	55.70	59.00	9006170022000
0.0890	#43	2.26	90.00	55.61	59.00	9006170022600
0.0906		2.30	90.00	55.55	59.00	9006170023000
0.0937	3/32	2.38	95.00	58.43	62.00	9006170023800
0.0945		2.40	95.00	58.40	62.00	9006170024000
0.0965		2.45	95.00	58.33	62.00	9006170024500
0.0984		2.50	95.00	58.25	62.00	9006170025000
0.1004		2.55	95.00	58.18	62.00	9006170025500
0.1024		2.60	95.00	58.10	62.00	9006170026000
0.1063		2.70	100.00	61.95	66.00	9006170027000
0.1094	7/64	2.78	100.00	61.83	66.00	9006170027800
0.1102		2.80	100.00	61.80	66.00	9006170028000
0.1142		2.90	100.00	61.65	66.00	9006170029000
0.1181		3.00	100.00	61.50	66.00	9006170030000
0.1201	#31	3.05	106.00	64.43	69.00	9006170030500
0.1220		3.10	106.00	64.35	69.00	9006170031000
0.1248	1/8	3.17	106.00	64.25	69.00	9006170031700
0.1260		3.20	106.00	64.20	69.00	9006170032000
0.1280		3.25	106.00	64.13	69.00	9006170032500
0.1299		3.30	106.00	64.05	69.00	9006170033000
0.1339		3.40	112.00	67.90	73.00	9006170034000

Diameter (d_1) inch	wire/ltr	mm	l_1 mm	t_{max} mm	l_2 mm	EDP #
0.1358	#29	3.45	112.00	67.83	73.00	9006170034500
0.1378		3.50	112.00	67.75	73.00	9006170035000
0.1406	9/64 #28	3.57	112.00	67.65	73.00	9006170035700
0.1417		3.60	112.00	67.60	73.00	9006170036000
0.1457		3.70	112.00	67.45	73.00	9006170037000
0.1496	#25	3.80	119.00	72.30	78.00	9006170038000
0.1535		3.90	119.00	72.15	78.00	9006170039000
0.1563	5/32	3.97	119.00	72.05	78.00	9006170039700
0.1575		4.00	119.00	72.00	78.00	9006170040000
0.1594		4.05	119.00	71.93	78.00	9006170040500
0.1614		4.10	119.00	71.85	78.00	9006170041000
0.1654		4.20	119.00	71.70	78.00	9006170042000
0.1693	#18	4.30	126.00	75.55	82.00	9006170043000
0.1732		4.40	126.00	75.40	82.00	9006170044000
0.1772	#16	4.50	126.00	75.25	82.00	9006170045000
0.1811		4.60	126.00	75.10	82.00	9006170046000
0.1850	#13	4.70	126.00	74.95	82.00	9006170047000
0.1874	3/16	4.76	132.00	79.86	87.00	9006170047600
0.1890	#12	4.80	132.00	79.80	87.00	9006170048000
0.1929		4.90	132.00	79.65	87.00	9006170049000
0.1949		4.95	132.00	79.58	87.00	9006170049500
0.1969		5.00	132.00	79.50	87.00	9006170050000
0.2008		5.10	132.00	79.35	87.00	9006170051000
0.2031	13/64	5.16	132.00	79.26	87.00	9006170051600
0.2047		5.20	132.00	79.20	87.00	9006170052000
0.2087		5.30	132.00	79.05	87.00	9006170053000
0.2126		5.40	139.00	82.90	91.00	9006170054000
0.2165		5.50	139.00	82.75	91.00	9006170055000
0.2205		5.60	139.00	82.60	91.00	9006170056000
0.2244		5.70	139.00	82.45	91.00	9006170057000
0.2283		5.80	139.00	82.30	91.00	9006170058000
0.2362		6.00	139.00	82.00	91.00	9006170060000
0.2402		6.10	148.00	87.85	97.00	9006170061000
0.2441		6.20	148.00	87.70	97.00	9006170062000
0.2480		6.30	148.00	87.55	97.00	9006170063000
0.2500	1/4 E	6.35	148.00	87.48	97.00	9006170063500
0.2520		6.40	148.00	87.40	97.00	9006170064000
0.2559		6.50	148.00	87.25	97.00	9006170065000
0.2598		6.60	148.00	87.10	97.00	9006170066000
0.2638		6.70	148.00	86.95	97.00	9006170067000
0.2657	17/64 H	6.75	156.00	91.88	102.00	9006170067500
0.2677		6.80	156.00	91.80	102.00	9006170068000
0.2717	I	6.90	156.00	91.65	102.00	9006170069000
0.2756		7.00	156.00	91.50	102.00	9006170070000

Taper length drills

Series no. **617**

Diameter (d_1) inch	wire/ltr	mm	l_1 mm	t_{max} mm	l_2 mm	EDP #
0.2795		7.10	156.00	91.35	102.00	**9006170071000**
0.2811	9/32 K	7.14	156.00	91.29	102.00	**9006170071400**
0.2913		7.40	156.00	90.90	102.00	**9006170074000**
0.2953		7.50	156.00	90.75	102.00	**9006170075000**
0.2969	19/64	7.54	165.00	97.69	109.00	**9006170075400**
0.3031		7.70	165.00	97.45	109.00	**9006170077000**
0.3071		7.80	165.00	97.30	109.00	**9006170078000**
0.3126	5/16	7.94	165.00	97.09	109.00	**9006170079400**
0.3150		8.00	165.00	97.00	109.00	**9006170080000**
0.3189		8.10	165.00	96.85	109.00	**9006170081000**
0.3228	P	8.20	165.00	96.70	109.00	**9006170082000**
0.3268		8.30	165.00	96.55	109.00	**9006170083000**
0.3280	21/64	8.33	165.00	96.51	109.00	**9006170083300**
0.3307		8.40	165.00	96.40	109.00	**9006170084000**
0.3346		8.50	165.00	96.25	109.00	**9006170085000**
0.3386		8.60	175.00	102.10	115.00	**9006170086000**
0.3425		8.70	175.00	101.95	115.00	**9006170087000**

Diameter (d_1) inch	wire/ltr	mm	l_1 mm	t_{max} mm	l_2 mm	EDP #
0.3437	11/32	8.73	175.00	101.91	115.00	**9006170087300**
0.3465		8.80	175.00	101.80	115.00	**9006170088000**
0.3543		9.00	175.00	101.50	115.00	**9006170090000**
0.3583		9.10	175.00	101.35	115.00	**9006170091000**
0.3740		9.50	175.00	100.75	115.00	**9006170095000**
0.3748	3/8	9.52	184.00	106.72	121.00	**9006170095200**
0.3858	W	9.80	184.00	106.30	121.00	**9006170098000**
0.3937		10.00	184.00	106.00	121.00	**9006170100000**
0.4016		10.20	184.00	105.70	121.00	**9006170102000**
0.4134		10.50	184.00	105.25	121.00	**9006170105000**
0.4331		11.00	195.00	111.50	128.00	**9006170110000**
0.4374	7/16	11.11	195.00	111.34	128.00	**9006170111100**
0.4531	29/64	11.51	195.00	110.74	128.00	**9006170115100**
0.4724		12.00	205.00	116.00	134.00	**9006170120000**
0.4921		12.50	205.00	115.25	134.00	**9006170125000**
0.5118		13.00	205.00	114.50	134.00	**9006170130000**
0.5906		15.00	220.00	121.50	144.00	**9006170150000**

Taper length drills

Series no. **669**

Tool material **HSCO**

Surface **S**

~10xD Cutting depth | DIN 340 Standard | Ti Type | 130° Point angle | h8 Tolerance on Ø | Web Thinning | Cyl Shank form | R Cutting direction

P	Steel	○
M	Stainless steel	●
K	Cast iron	
N	Aluminum	
S	Titanium alloys	●
H	Hardened steel	

●=Optimal
○=Limited

web thinning ≥ Ø 1.000 • relieved cone split point • Co-alloyed high speed steel • increased wear resistance

Titanium and Titanium alloys • stainless/acid-/heat-resistant austenitic steels • high tensile/short chipping steels over 900 N/mm² • antifriction bearing steels • Hastelloy, Inconel, Nimonic

$t_{max} = l_2\text{-}1.5 \times d_1$

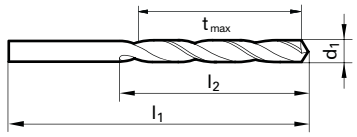

Speeds and feeds information on pg. 540

Shank diameter = cut diameter

Diameter (d_1) inch	wire/ltr	mm	l_1 mm	t_{max} mm	l_2 mm	EDP #
0.0394		1.00	56.00	31.50	33.00	9006690010000
0.0551	#54	1.40	70.00	42.90	45.00	9006690014000
0.0591		1.50	70.00	42.75	45.00	9006690015000
0.0626	1/16	1.59	76.00	47.62	50.00	9006690015900
0.0630		1.60	76.00	47.60	50.00	9006690016000
0.0650		1.65	76.00	47.53	50.00	9006690016500
0.0669	#51	1.70	76.00	47.45	50.00	9006690017000
0.0709		1.80	80.00	50.30	53.00	9006690018000
0.0748		1.90	80.00	50.15	53.00	9006690019000
0.0780	5/64	1.98	85.00	53.03	56.00	9006690019800
0.0787		2.00	85.00	53.00	56.00	9006690020000
0.0827		2.10	85.00	52.85	56.00	9006690021000
0.0866		2.20	90.00	55.70	59.00	9006690022000
0.0906		2.30	90.00	55.55	59.00	9006690023000
0.0937	3/32	2.38	95.00	58.43	62.00	9006690023800
0.0945		2.40	95.00	58.40	62.00	9006690024000
0.0984		2.50	95.00	58.25	62.00	9006690025000
0.1024		2.60	95.00	58.10	62.00	9006690026000
0.1063		2.70	100.00	61.95	66.00	9006690027000
0.1094	7/64	2.78	100.00	61.83	66.00	9006690027800
0.1102		2.80	100.00	61.80	66.00	9006690028000
0.1142		2.90	100.00	61.65	66.00	9006690029000
0.1181		3.00	100.00	61.50	66.00	9006690030000
0.1220		3.10	106.00	64.35	69.00	9006690031000
0.1248	1/8	3.17	106.00	64.25	69.00	9006690031700
0.1260		3.20	106.00	64.20	69.00	9006690032000
0.1280		3.25	106.00	64.13	69.00	9006690032500
0.1299		3.30	106.00	64.05	69.00	9006690033000
0.1339		3.40	112.00	67.90	73.00	9006690034000
0.1378		3.50	112.00	67.75	73.00	9006690035000
0.1406	9/64	#28 3.57	112.00	67.65	73.00	9006690035700
0.1417		3.60	112.00	67.60	73.00	9006690036000
0.1457		3.70	112.00	67.45	73.00	9006690037000
0.1496	#25	3.80	119.00	72.30	78.00	9006690038000
0.1535		3.90	119.00	72.15	78.00	9006690039000
0.1563	5/32	3.97	119.00	72.05	78.00	9006690039700
0.1575		4.00	119.00	72.00	78.00	9006690040000
0.1614		4.10	119.00	71.85	78.00	9006690041000
0.1654		4.20	119.00	71.70	78.00	9006690042000
0.1693	#18	4.30	126.00	75.55	82.00	9006690043000
0.1732		4.40	126.00	75.40	82.00	9006690044000
0.1772	#16	4.50	126.00	75.25	82.00	9006690045000
0.1850	#13	4.70	126.00	74.95	82.00	9006690047000
0.1874	3/16	4.76	132.00	79.86	87.00	9006690047600
0.1890	#12	4.80	132.00	79.80	87.00	9006690048000

Diameter (d_1) inch	wire/ltr		mm	l_1 mm	t_{max} mm	l_2 mm	EDP #
0.1929			4.90	132.00	79.65	87.00	9006690049000
0.1969			5.00	132.00	79.50	87.00	9006690050000
0.2008			5.10	132.00	79.35	87.00	9006690051000
0.2031	13/64		5.16	132.00	79.26	87.00	9006690051600
0.2047			5.20	132.00	79.20	87.00	9006690052000
0.2087			5.30	132.00	79.05	87.00	9006690053000
0.2165			5.50	139.00	82.75	91.00	9006690055000
0.2189	7/32		5.56	139.00	82.66	91.00	9006690055600
0.2205			5.60	139.00	82.60	91.00	9006690056000
0.2244			5.70	139.00	82.45	91.00	9006690057000
0.2283			5.80	139.00	82.30	91.00	9006690058000
0.2323			5.90	139.00	82.15	91.00	9006690059000
0.2362			6.00	139.00	82.00	91.00	9006690060000
0.2402			6.10	148.00	87.85	97.00	9006690061000
0.2441			6.20	148.00	87.70	97.00	9006690062000
0.2480			6.30	148.00	87.55	97.00	9006690063000
0.2500	1/4	E	6.35	148.00	87.48	97.00	9006690063500
0.2520			6.40	148.00	87.40	97.00	9006690064000
0.2559			6.50	148.00	87.25	97.00	9006690065000
0.2598			6.60	148.00	87.10	97.00	9006690066000
0.2638			6.70	148.00	86.95	97.00	9006690067000
0.2657	17/64	H	6.75	156.00	91.88	102.00	9006690067500
0.2677			6.80	156.00	91.80	102.00	9006690068000
0.2717		I	6.90	156.00	91.65	102.00	9006690069000
0.2756			7.00	156.00	91.50	102.00	9006690070000
0.2795			7.10	156.00	91.35	102.00	9006690071000
0.2811	9/32	K	7.14	156.00	91.29	102.00	9006690071400
0.2874			7.30	156.00	91.05	102.00	9006690073000
0.2913			7.40	156.00	90.90	102.00	9006690074000
0.2953			7.50	156.00	90.75	102.00	9006690075000
0.2969	19/64		7.54	165.00	97.69	109.00	9006690075400
0.2992			7.60	165.00	97.60	109.00	9006690076000
0.3031			7.70	165.00	97.45	109.00	9006690077000
0.3071			7.80	165.00	97.30	109.00	9006690078000
0.3110			7.90	165.00	97.15	109.00	9006690079000
0.3126	5/16		7.94	165.00	97.09	109.00	9006690079400
0.3150			8.00	165.00	97.00	109.00	9006690080000
0.3228		P	8.20	165.00	96.70	109.00	9006690082000
0.3307			8.40	165.00	96.40	109.00	9006690084000
0.3346			8.50	165.00	96.25	109.00	9006690085000
0.3437	11/32		8.73	175.00	101.91	115.00	9006690087300
0.3543			9.00	175.00	101.50	115.00	9006690090000
0.3740			9.50	175.00	100.75	115.00	9006690095000
0.3748	3/8		9.52	184.00	106.72	121.00	9006690095200
0.3937			10.00	184.00	106.00	121.00	9006690100000

Taper length drills

Series no. **336**

~10xD	DIN 340	GT 100	130°	h8		Cyl	R
Cutting depth	Standard	Type	Point angle	Tolerance on Ø	Web Thinning	Shank form	Cutting direction

Tool material: **HSCO**

Surface: >Ø 2.36

P	Steel	●
M	Stainless steel	●
K	Cast iron	●
N	Aluminum	●
S	Titanium alloys	
H	Hardened steel	○

●=Optimal
○=Limited

web thinning ≥ Ø 1.000 • relieved cone • Co-alloyed high speed steel • wide flutes • increased wear resistance • in case of unsatisfactory chip evacuation

alloyed/unalloyed steels and castings over 800 N/mm² • hot and cold rolled steels • antifriction bearing steels • high-alloyed steels • heat treatable and case hardened steels

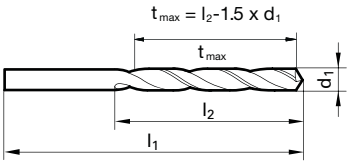

Speeds and feeds information on pg. 511

Shank diameter = cut diameter

Diameter (d_1) inch	wire/ltr	mm	l_1 mm	t_{max} mm	l_2 mm	EDP #
0.0394		1.00	56.00	31.50	33.00	9003360010000
0.0402	#60	1.02	56.00	31.47	33.00	9003360010200
0.0409	#59	1.04	56.00	31.44	33.00	9003360010400
0.0421	#58	1.07	60.00	35.40	37.00	9003360010700
0.0429	#57	1.09	60.00	35.37	37.00	9003360010900
0.0433		1.10	60.00	35.35	37.00	9003360011000
0.0465	#56	1.18	60.00	35.23	37.00	9003360011800
0.0469	3/64	1.19	65.00	39.22	41.00	9003360011900
0.0472		1.20	65.00	39.20	41.00	9003360012000
0.0492		1.25	65.00	39.13	41.00	9003360012500
0.0512		1.30	65.00	39.05	41.00	9003360013000
0.0520	#55	1.32	65.00	39.02	41.00	9003360013200
0.0551	#54	1.40	70.00	42.90	45.00	9003360014000
0.0591		1.50	70.00	42.75	45.00	9003360015000
0.0594	#53	1.51	76.00	47.74	50.00	9003360015100
0.0610		1.55	76.00	47.68	50.00	9003360015500
0.0626	1/16	1.59	76.00	47.62	50.00	9003360015900
0.0630		1.60	76.00	47.60	50.00	9003360016000
0.0634	#52	1.61	76.00	47.59	50.00	9003360016100
0.0669	#51	1.70	76.00	47.45	50.00	9003360017000
0.0689		1.75	80.00	50.38	53.00	9003360017500
0.0701	#50	1.78	80.00	50.33	53.00	9003360017800
0.0709		1.80	80.00	50.30	53.00	9003360018000
0.0728	#49	1.85	80.00	50.23	53.00	9003360018500
0.0748		1.90	80.00	50.15	53.00	9003360019000
0.0760	#48	1.93	85.00	53.11	56.00	9003360019300
0.0780	5/64	1.98	85.00	53.03	56.00	9003360019800
0.0783	#47	1.99	85.00	53.02	56.00	9003360019900
0.0787		2.00	85.00	53.00	56.00	9003360020000
0.0807		2.05	85.00	52.93	56.00	9003360020500
0.0811	#46	2.06	85.00	52.91	56.00	9003360020600
0.0819	#45	2.08	85.00	52.88	56.00	9003360020800
0.0827		2.10	85.00	52.85	56.00	9003360021000
0.0858	#44	2.18	90.00	55.73	59.00	9003360021800
0.0866		2.20	90.00	55.70	59.00	9003360022000
0.0886		2.25	90.00	55.63	59.00	9003360022500
0.0890	#43	2.26	90.00	55.61	59.00	9003360022600
0.0906		2.30	90.00	55.55	59.00	9003360023000
0.0925		2.35	90.00	55.48	59.00	9003360023500
0.0933	#42	2.37	95.00	58.45	62.00	9003360023700
0.0937	3/32	2.38	95.00	58.43	62.00	9003360023800
0.0945		2.40	95.00	58.40	62.00	9003360024000
0.0961	#41	2.44	95.00	58.34	62.00	9003360024400

Diameter (d_1) inch	wire/ltr	mm	l_1 mm	t_{max} mm	l_2 mm	EDP #
0.0965		2.45	95.00	58.33	62.00	9003360024500
0.0980	#40	2.49	95.00	58.27	62.00	9003360024900
0.0984		2.50	95.00	58.25	62.00	9003360025000
0.0996	#39	2.53	95.00	58.21	62.00	9003360025300
0.1004		2.55	95.00	58.18	62.00	9003360025500
0.1016	#38	2.58	95.00	58.13	62.00	9003360025800
0.1024		2.60	95.00	58.10	62.00	9003360026000
0.1039	#37	2.64	95.00	58.04	62.00	9003360026400
0.1063		2.70	100.00	61.95	66.00	9003360027000
0.1067	#36	2.71	100.00	61.94	66.00	9003360027100
0.1083		2.75	100.00	61.88	66.00	9003360027500
0.1094	7/64	2.78	100.00	61.83	66.00	9003360027800
0.1098	#35	2.79	100.00	61.82	66.00	9003360027900
0.1102		2.80	100.00	61.80	66.00	9003360028000
0.1110	#34	2.82	100.00	61.77	66.00	9003360028200
0.1122		2.85	100.00	61.73	66.00	9003360028500
0.1130	#33	2.87	100.00	61.70	66.00	9003360028700
0.1142		2.90	100.00	61.65	66.00	9003360029000
0.1161	#32	2.95	100.00	61.58	66.00	9003360029500
0.1181		3.00	100.00	61.50	66.00	9003360030000
0.1201	#31	3.05	106.00	64.43	69.00	9003360030500
0.1220		3.10	106.00	64.35	69.00	9003360031000
0.1248	1/8	3.17	106.00	64.25	69.00	9003360031700
0.1260		3.20	106.00	64.20	69.00	9003360032000
0.1283	#30	3.26	106.00	64.11	69.00	9003360032600
0.1299		3.30	106.00	64.05	69.00	9003360033000
0.1339		3.40	112.00	67.90	73.00	9003360034000
0.1354		3.44	112.00	67.84	73.00	9003360034400
0.1358	#29	3.45	112.00	67.83	73.00	9003360034500
0.1378		3.50	112.00	67.75	73.00	9003360035000
0.1406	9/64 #28	3.57	112.00	67.65	73.00	9003360035700
0.1417		3.60	112.00	67.60	73.00	9003360036000
0.1441	#27	3.66	112.00	67.51	73.00	9003360036600
0.1457		3.70	112.00	67.45	73.00	9003360037000
0.1469	#26	3.73	112.00	67.41	73.00	9003360037300
0.1496	#25	3.80	119.00	72.30	78.00	9003360038000
0.1520	#24	3.86	119.00	72.21	78.00	9003360038600
0.1535		3.90	119.00	72.15	78.00	9003360039000
0.1539	#23	3.91	119.00	72.14	78.00	9003360039100
0.1563	5/32	3.97	119.00	72.05	78.00	9003360039700
0.1571	#22	3.99	119.00	72.02	78.00	9003360039900
0.1575		4.00	119.00	72.00	78.00	9003360040000
0.1591	#21	4.04	119.00	71.94	78.00	9003360040400

Taper length drills

Series no. **336**

Diameter (d_1) inch	wire/ltr	mm	l_1 mm	t_{max} mm	l_2 mm	EDP #
0.1610	#20	4.09	119.00	71.87	78.00	9003360040900
0.1614		4.10	119.00	71.85	78.00	9003360041000
0.1654		4.20	119.00	71.70	78.00	9003360042000
0.1661	#19	4.22	119.00	71.67	78.00	9003360042200
0.1693	#18	4.30	126.00	75.55	82.00	9003360043000
0.1720	11/64	4.37	126.00	75.45	82.00	9003360043700
0.1728	#17	4.39	126.00	75.42	82.00	9003360043900
0.1732		4.40	126.00	75.40	82.00	9003360044000
0.1772	#16	4.50	126.00	75.25	82.00	9003360045000
0.1799	#15	4.57	126.00	75.15	82.00	9003360045700
0.1811		4.60	126.00	75.10	82.00	9003360046000
0.1819	#14	4.62	126.00	75.07	82.00	9003360046200
0.1850	#13	4.70	126.00	74.95	82.00	9003360047000
0.1874	3/16	4.76	132.00	79.86	87.00	9003360047600
0.1890	#12	4.80	132.00	79.80	87.00	9003360048000
0.1909	#11	4.85	132.00	79.73	87.00	9003360048500
0.1929		4.90	132.00	79.65	87.00	9003360049000
0.1937	#10	4.92	132.00	79.62	87.00	9003360049200
0.1961	#9	4.98	132.00	79.53	87.00	9003360049800
0.1969		5.00	132.00	79.50	87.00	9003360050000
0.1992	#8	5.06	132.00	79.41	87.00	9003360050600
0.2008		5.10	132.00	79.35	87.00	9003360051000
0.2012	#7	5.11	132.00	79.34	87.00	9003360051100
0.2031	13/64	5.16	132.00	79.26	87.00	9003360051600
0.2039	#6	5.18	132.00	79.23	87.00	9003360051800
0.2047		5.20	132.00	79.20	87.00	9003360052000
0.2055	#5	5.22	132.00	79.17	87.00	9003360052200
0.2087		5.30	132.00	79.05	87.00	9003360053000
0.2091	#4	5.31	139.00	83.04	91.00	9003360053100
0.2126		5.40	139.00	82.90	91.00	9003360054000
0.2130	#3	5.41	139.00	82.89	91.00	9003360054100
0.2165		5.50	139.00	82.75	91.00	9003360055000
0.2189	7/32	5.56	139.00	82.66	91.00	9003360055600
0.2205		5.60	139.00	82.60	91.00	9003360056000
0.2244		5.70	139.00	82.45	91.00	9003360057000
0.2280	#1	5.79	139.00	82.32	91.00	9003360057900
0.2283		5.80	139.00	82.30	91.00	9003360058000
0.2323		5.90	139.00	82.15	91.00	9003360059000
0.2343	15/64	5.95	139.00	82.08	91.00	9003360059500
0.2362		6.00	139.00	82.00	91.00	9003360060000
0.2378	B	6.04	148.00	87.94	97.00	9003360060400
0.2402		6.10	148.00	87.85	97.00	9003360061000
0.2421	C	6.15	148.00	87.78	97.00	9003360061500
0.2441		6.20	148.00	87.70	97.00	9003360062000
0.2461	D	6.25	148.00	87.63	97.00	9003360062500
0.2480		6.30	148.00	87.55	97.00	9003360063000
0.2500	1/4 E	6.35	148.00	87.48	97.00	9003360063500
0.2520		6.40	148.00	87.40	97.00	9003360064000
0.2559		6.50	148.00	87.25	97.00	9003360065000
0.2571		6.53	148.00	87.21	97.00	9003360065300
0.2598		6.60	148.00	87.10	97.00	9003360066000
0.2610	G	6.63	148.00	87.06	97.00	9003360066300
0.2638		6.70	148.00	86.95	97.00	9003360067000

Diameter (d_1) inch	wire/ltr	mm	l_1 mm	t_{max} mm	l_2 mm	EDP #
0.2657	17/64 H	6.75	156.00	91.88	102.00	9003360067500
0.2677		6.80	156.00	91.80	102.00	9003360068000
0.2717	I	6.90	156.00	91.65	102.00	9003360069000
0.2756		7.00	156.00	91.50	102.00	9003360070000
0.2768	J	7.03	156.00	91.46	102.00	9003360070300
0.2795		7.10	156.00	91.35	102.00	9003360071000
0.2811	9/32 K	7.14	156.00	91.29	102.00	9003360071400
0.2835		7.20	156.00	91.20	102.00	9003360072000
0.2874		7.30	156.00	91.05	102.00	9003360073000
0.2913		7.40	156.00	90.90	102.00	9003360074000
0.2953		7.50	156.00	90.75	102.00	9003360075000
0.2969	19/64	7.54	165.00	97.69	109.00	9003360075400
0.3020	N	7.67	165.00	97.50	109.00	9003360076700
0.3031		7.70	165.00	97.45	109.00	9003360077000
0.3071		7.80	165.00	97.30	109.00	9003360078000
0.3110		7.90	165.00	97.15	109.00	9003360079000
0.3126	5/16	7.94	165.00	97.09	109.00	9003360079400
0.3150		8.00	165.00	97.00	109.00	9003360080000
0.3161	O	8.03	165.00	96.96	109.00	9003360080300
0.3189		8.10	165.00	96.85	109.00	9003360081000
0.3228	P	8.20	165.00	96.70	109.00	9003360082000
0.3268		8.30	165.00	96.55	109.00	9003360083000
0.3307		8.40	165.00	96.40	109.00	9003360084000
0.3346		8.50	165.00	96.25	109.00	9003360085000
0.3386		8.60	175.00	102.10	115.00	9003360086000
0.3390	R	8.61	175.00	102.09	115.00	9003360086100
0.3425		8.70	175.00	101.95	115.00	9003360087000
0.3437	11/32	8.73	175.00	101.91	115.00	9003360087300
0.3465		8.80	175.00	101.80	115.00	9003360088000
0.3480	S	8.84	175.00	101.74	115.00	9003360088400
0.3504		8.90	175.00	101.65	115.00	9003360089000
0.3543		9.00	175.00	101.50	115.00	9003360090000
0.3579	T	9.09	175.00	101.37	115.00	9003360090900
0.3583		9.10	175.00	101.35	115.00	9003360091000
0.3622		9.20	175.00	101.20	115.00	9003360092000
0.3661		9.30	175.00	101.05	115.00	9003360093000
0.3677	U	9.34	175.00	100.99	115.00	9003360093400
0.3701		9.40	175.00	100.90	115.00	9003360094000
0.3740		9.50	175.00	100.75	115.00	9003360095000
0.3748	3/8	9.52	184.00	106.72	121.00	9003360095200
0.3819		9.70	184.00	106.45	121.00	9003360097000
0.3839		9.75	184.00	106.38	121.00	9003360097500
0.3858	W	9.80	184.00	106.30	121.00	9003360098000
0.3898		9.90	184.00	106.15	121.00	9003360099000
0.3937		10.00	184.00	106.00	121.00	9003360100000
0.4016		10.20	184.00	105.70	121.00	9003360102000
0.4134		10.50	184.00	105.25	121.00	9003360105000
0.4252		10.80	195.00	111.80	128.00	9003360108000
0.4331		11.00	195.00	111.50	128.00	9003360110000
0.4528		11.50	195.00	110.75	128.00	9003360115000
0.4646		11.80	195.00	110.30	128.00	9003360118000
0.4689	15/32	11.91	205.00	116.14	134.00	9003360119100
0.4724		12.00	205.00	116.00	134.00	9003360120000

Taper length drills

5536

~10xD	DIN 338	GU 500 DZ	118°	h8		Cyl	R	GUHRING SELECT
Cutting depth	Standard	Type	Point angle	Tolerance on Ø	Web Thinning	Shank form	Cutting direction	

Tool material: HSCO

Surface: ◯

P	Steel	●
M	Stainless steel	●
K	Cast iron	●
N	Aluminum	●
S	Titanium alloys	
H	Hardened steel	

●=Optimal
○=Limited

web thinning ≥ Ø 1.000 • facet split point • Co-alloyed high speed steel • low feed force required • low torque required • increased wear resistance • for universal application • only suitable for short drilling depths when used at full length for reach purposes

alloyed/unalloyed steels up to 800 N/mm² • cold/hot work steels • antifriction bearing steels • non-ferrous metals • cast materials • stainless steels • plastics

$t_{max} = l_2\text{-}1.5 \times d_1$

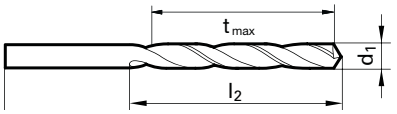

Speeds and feeds information on pg. 577

Shank diameter = cut diameter

Diameter (d_1) inch	wire/ltr	mm	l_1 mm	t_{max} mm	l_2 mm	EDP #
0.0394		1.00	56.00	31.50	33.00	9055360010000
0.0402		1.02	56.00	32.00	33.00	9055360010200
0.0409		1.04	56.00	32.00	33.00	9055360010400
0.0421		1.07	60.00	36.00	37.00	9055360010700
0.0429		1.09	60.00	36.00	37.00	9055360010900
0.0433		1.10	60.00	35.35	37.00	9055360011000
0.0465		1.18	60.00	36.00	37.00	9055360011800
0.0469	3/64	1.19	65.00	40.00	41.00	9055360011900
0.0472		1.20	65.00	39.20	41.00	9055360012000
0.0512		1.30	65.00	39.05	41.00	9055360013000
0.0520		1.32	65.00	40.00	41.00	9055360013200
0.0551		1.40	70.00	42.90	45.00	9055360014000
0.0591		1.50	70.00	42.75	45.00	9055360015000
0.0594		1.51	76.00	49.00	50.00	9055360015100
0.0626	1/16	1.59	76.00	49.00	50.00	9055360015900
0.0630		1.60	76.00	47.60	50.00	9055360016000
0.0634		1.61	76.00	49.00	50.00	9055360016100
0.0669		1.70	76.00	47.45	50.00	9055360017000
0.0701		1.78	80.00	51.00	53.00	9055360017800
0.0709		1.80	80.00	50.30	53.00	9055360018000
0.0728		1.85	80.00	51.00	53.00	9055360018500
0.0748		1.90	80.00	50.15	53.00	9055360019000
0.0760		1.93	85.00	54.00	56.00	9055360019300
0.0780	5/64	1.98	85.00	54.00	56.00	9055360019800
0.0783		1.99	85.00	54.00	56.00	9055360019900
0.0787		2.00	85.00	53.00	56.00	9055360020000
0.0811		2.06	85.00	54.00	56.00	9055360020600
0.0819		2.08	85.00	54.00	56.00	9055360020800
0.0827		2.10	85.00	52.85	56.00	9055360021000
0.0858		2.18	90.00	57.00	59.00	9055360021800
0.0866		2.20	90.00	55.70	59.00	9055360022000
0.0890		2.26	90.00	57.00	59.00	9055360022600
0.0906		2.30	90.00	55.55	59.00	9055360023000
0.0933		2.37	95.00	60.00	62.00	9055360023700
0.0937	3/32	2.38	95.00	60.00	62.00	9055360023800
0.0945		2.40	95.00	58.40	62.00	9055360024000
0.0961		2.44	95.00	60.00	62.00	9055360024400
0.0980		2.49	95.00	60.00	62.00	9055360024900
0.0984		2.50	95.00	58.25	62.00	9055360025000
0.0996		2.53	95.00	60.00	62.00	9055360025300
0.1016		2.58	95.00	60.00	62.00	9055360025800
0.1024		2.60	95.00	58.10	62.00	9055360026000

Diameter (d_1) inch	wire/ltr	mm	l_1 mm	t_{max} mm	l_2 mm	EDP #
0.1039		2.64	95.00	60.00	62.00	9055360026400
0.1063		2.70	100.00	61.95	66.00	9055360027000
0.1067		2.71	100.00	64.00	66.00	9055360027100
0.1094	7/64	2.78	100.00	63.00	66.00	9055360027800
0.1098		2.79	100.00	63.00	66.00	9055360027900
0.1102		2.80	100.00	61.80	66.00	9055360028000
0.1110		2.82	100.00	63.00	66.00	9055360028200
0.1130		2.87	100.00	63.00	66.00	9055360028700
0.1142		2.90	100.00	61.65	66.00	9055360029000
0.1161		2.95	100.00	63.00	66.00	9055360029500
0.1181		3.00	100.00	61.50	66.00	9055360030000
0.1201		3.05	106.00	66.00	69.00	9055360030500
0.1220		3.10	106.00	64.35	69.00	9055360031000
0.1248	1/8	3.17	106.00	66.00	69.00	9055360031700
0.1260		3.20	106.00	64.20	69.00	9055360032000
0.1283		3.26	106.00	66.00	69.00	9055360032600
0.1299		3.30	106.00	64.05	69.00	9055360033000
0.1339		3.40	112.00	67.90	73.00	9055360034000
0.1358		3.45	112.00	70.00	73.00	9055360034500
0.1378		3.50	112.00	67.75	73.00	9055360035000
0.1406	9/64 #28	3.57	112.00	70.00	73.00	9055360035700
0.1417		3.60	112.00	67.60	73.00	9055360036000
0.1441		3.66	112.00	70.00	73.00	9055360036600
0.1457		3.70	112.00	67.45	73.00	9055360037000
0.1469		3.73	112.00	70.00	73.00	9055360037300
0.1496		3.80	119.00	72.30	78.00	9055360038000
0.1520		3.86	119.00	75.00	78.00	9055360038600
0.1535		3.90	119.00	72.15	78.00	9055360039000
0.1539		3.91	119.00	74.00	78.00	9055360039100
0.1563	5/32	3.97	119.00	74.00	78.00	9055360039700
0.1571		3.99	119.00	74.00	78.00	9055360039900
0.1575		4.00	119.00	72.00	78.00	9055360040000
0.1591		4.04	119.00	74.00	78.00	9055360040400
0.1610		4.09	119.00	74.00	78.00	9055360040900
0.1614		4.10	119.00	71.85	78.00	9055360041000
0.1654		4.20	119.00	71.70	78.00	9055360042000
0.1661		4.22	119.00	74.00	78.00	9055360042200
0.1693		4.30	126.00	75.55	82.00	9055360043000
0.1720	11/64	4.37	126.00	78.00	82.00	9055360043700
0.1728		4.39	126.00	78.00	82.00	9055360043900
0.1732		4.40	126.00	75.40	82.00	9055360044000
0.1772		4.50	126.00	75.25	82.00	9055360045000

Taper length drills

Series no. **5536**

Diameter (d_1) inch	wire/ltr	mm	l_1 mm	t_{max} mm	l_2 mm	EDP #
0.1799		4.57	126.00	78.00	82.00	9055360045700
0.1811		4.60	126.00	75.10	82.00	9055360046000
0.1819		4.62	126.00	78.00	82.00	9055360046200
0.1850		4.70	126.00	74.95	82.00	9055360047000
0.1874	3/16	4.76	132.00	83.00	87.00	9055360047600
0.1890		4.80	132.00	79.80	87.00	9055360048000
0.1909		4.85	132.00	83.00	87.00	9055360048500
0.1929		4.90	132.00	79.65	87.00	9055360049000
0.1937		4.92	132.00	83.00	87.00	9055360049200
0.1961		4.98	132.00	83.00	87.00	9055360049800
0.1969		5.00	132.00	79.50	87.00	9055360050000
0.1992		5.06	132.00	82.00	87.00	9055360050600
0.2008		5.10	132.00	79.35	87.00	9055360051000
0.2012		5.11	132.00	82.00	87.00	9055360051100
0.2031	13/64	5.16	132.00	82.00	87.00	9055360051600
0.2039		5.18	132.00	82.00	87.00	9055360051800
0.2047		5.20	132.00	79.20	87.00	9055360052000
0.2055		5.22	132.00	82.00	87.00	9055360052200
0.2087		5.30	132.00	79.05	87.00	9055360053000
0.2091		5.31	139.00	86.00	91.00	9055360053100
0.2126		5.40	139.00	82.90	91.00	9055360054000
0.2130		5.41	139.00	86.00	91.00	9055360054100
0.2165		5.50	139.00	82.75	91.00	9055360055000
0.2189	7/32	5.56	139.00	86.00	91.00	9055360055600
0.2205		5.60	139.00	82.60	91.00	9055360056000
0.2209		5.61	139.00	86.00	91.00	9055360056100
0.2244		5.70	139.00	82.45	91.00	9055360057000
0.2280		5.79	139.00	86.00	91.00	9055360057900
0.2283		5.80	139.00	82.30	91.00	9055360058000
0.2323		5.90	139.00	82.15	91.00	9055360059000
0.2339	A	5.94	139.00	86.00	91.00	9055360059400
0.2343	15/64	5.95	139.00	86.00	91.00	9055360059500
0.2362		6.00	139.00	82.00	91.00	9055360060000
0.2378	B	6.04	148.00	92.00	97.00	9055360060400
0.2402		6.10	148.00	87.85	97.00	9055360061000
0.2421	C	6.15	148.00	91.00	97.00	9055360061500
0.2441		6.20	148.00	87.70	97.00	9055360062000
0.2461	D	6.25	148.00	91.00	97.00	9055360062500
0.2480		6.30	148.00	87.55	97.00	9055360063000
0.2500	1/4 E	6.35	148.00	91.00	97.00	9055360063500
0.2520		6.40	148.00	87.40	97.00	9055360064000
0.2559		6.50	148.00	87.25	97.00	9055360065000
0.2571	F	6.53	148.00	91.00	97.00	9055360065300
0.2598		6.60	148.00	87.10	97.00	9055360066000
0.2610	G	6.63	148.00	91.00	97.00	9055360066300
0.2638		6.70	148.00	86.95	97.00	9055360067000
0.2657	17/64 H	6.75	156.00	96.00	102.00	9055360067500
0.2677		6.80	156.00	91.80	102.00	9055360068000
0.2717	I	6.90	156.00	91.65	102.00	9055360069000
0.2756		7.00	156.00	91.50	102.00	9055360070000
0.2768	J	7.03	156.00	96.00	102.00	9055360070300
0.2795		7.10	156.00	91.35	102.00	9055360071000
0.2811	9/32 K	7.14	156.00	96.00	102.00	9055360071400
0.2835		7.20	156.00	91.20	102.00	9055360072000
0.2874		7.30	156.00	91.05	102.00	9055360073000
0.2902	L	7.37	156.00	95.00	102.00	9055360073700
0.2913		7.40	156.00	90.90	102.00	9055360074000
0.2949	M	7.49	156.00	95.00	102.00	9055360074900
0.2953		7.50	156.00	90.75	102.00	9055360075000
0.2969	19/64	7.54	165.00	102.00	109.00	9055360075400
0.2992		7.60	165.00	97.60	109.00	9055360076000
0.3020	N	7.67	165.00	102.00	109.00	9055360076700

Diameter (d_1) inch	wire/ltr	mm	l_1 mm	t_{max} mm	l_2 mm	EDP #
0.3031		7.70	165.00	97.45	109.00	9055360077000
0.3071		7.80	165.00	97.30	109.00	9055360078000
0.3110		7.90	165.00	97.15	109.00	9055360079000
0.3126	5/16	7.94	165.00	102.00	109.00	9055360079400
0.3150		8.00	165.00	97.00	109.00	9055360080000
0.3161	O	8.03	165.00	102.00	109.00	9055360080300
0.3189		8.10	165.00	96.85	109.00	9055360081000
0.3228	P	8.20	165.00	96.70	109.00	9055360082000
0.3268		8.30	165.00	96.55	109.00	9055360083000
0.3280	21/64	8.33	165.00	101.00	109.00	9055360083300
0.3307		8.40	165.00	96.40	109.00	9055360084000
0.3319	Q	8.43	165.00	101.00	109.00	9055360084300
0.3346		8.50	165.00	96.25	109.00	9055360085000
0.3386		8.60	175.00	102.10	115.00	9055360086000
0.3390	R	8.61	175.00	107.00	115.00	9055360086100
0.3425		8.70	175.00	101.95	115.00	9055360087000
0.3437	11/32	8.73	175.00	107.00	115.00	9055360087300
0.3465		8.80	175.00	101.80	115.00	9055360088000
0.3480	S	8.84	175.00	107.00	115.00	9055360088400
0.3504		8.90	175.00	101.65	115.00	9055360089000
0.3543		9.00	175.00	101.50	115.00	9055360090000
0.3579	T	9.09	175.00	107.00	115.00	9055360090900
0.3583		9.10	175.00	101.35	115.00	9055360091000
0.3594	23/64	9.13	175.00	107.00	115.00	9055360091300
0.3622		9.20	175.00	101.20	115.00	9055360092000
0.3661		9.30	175.00	101.05	115.00	9055360093000
0.3677	U	9.34	175.00	107.00	115.00	9055360093400
0.3701		9.40	175.00	100.90	115.00	9055360094000
0.3740		9.50	175.00	100.75	115.00	9055360095000
0.3748	3/8	9.52	184.00	112.00	121.00	9055360095200
0.3772	V	9.58	184.00	112.00	121.00	9055360095800
0.3780		9.60	184.00	106.60	121.00	9055360096000
0.3819		9.70	184.00	106.45	121.00	9055360097000
0.3858	W	9.80	184.00	106.30	121.00	9055360098000
0.3898		9.90	184.00	106.15	121.00	9055360099000
0.3906	25/64	9.92	184.00	112.00	121.00	9055360099200
0.3937		10.00	184.00	106.00	121.00	9055360100000
0.3969	X	10.08	184.00	112.00	121.00	9055360100800
0.3976		10.10	184.00	105.85	121.00	9055360101000
0.4016		10.20	184.00	105.70	121.00	9055360102000
0.4039	Y	10.26	184.00	112.00	121.00	9055360102600
0.4055		10.30	184.00	105.55	121.00	9055360103000
0.4063	13/32	10.32	184.00	112.00	121.00	9055360103200
0.4094		10.40	184.00	105.40	121.00	9055360104000
0.4130	Z	10.49	184.00	111.00	121.00	9055360104900
0.4134		10.50	184.00	105.25	121.00	9055360105000
0.4220	27/64	10.72	195.00	118.00	128.00	9055360107200
0.4331		11.00	195.00	111.50	128.00	9055360110000
0.4374	7/16	11.11	195.00	118.00	128.00	9055360111100
0.4528		11.50	195.00	110.75	128.00	9055360115000
0.4531	29/64	11.51	195.00	118.00	128.00	9055360115100
0.4689	15/32	11.91	205.00	123.00	134.00	9055360119100
0.4724		12.00	205.00	116.00	134.00	9055360120000
0.4843	31/64	12.30	205.00	123.00	134.00	9055360123000
0.4921		12.50	205.00	115.25	134.00	9055360125000
0.5000	1/2	12.70	205.00	123.00	134.00	9055360127000
0.5118		13.00	205.00	114.50	134.00	9055360130000
0.5157	33/64	13.10	205.00	122.00	134.00	9055360131000
0.5311	17/32	13.49	214.00	128.00	140.00	9055360134900
0.5315		13.50	214.00	119.75	140.00	9055360135000
0.5512		14.00	214.00	119.00	140.00	9055360140000
0.5626	9/16	14.29	220.00	131.00	144.00	9055360142900

Taper length drills

5537

~10xD Cutting depth | DIN 338 Standard | GU 500 DZ Type | 118° Point angle | h8 Tolerance on Ø | Web Thinning | Cyl Shank form | R Cutting direction | GUHRING SELECT

Tool material: HSCO

Surface: S

P	Steel	●
M	Stainless steel	●
K	Cast iron	●
N	Aluminum	●
S	Titanium alloys	
H	Hardened steel	

●=Optimal
○=Limited

web thinning ≥ Ø 1.000 • facet split point • Co-alloyed high speed steel • low feed force required • low torque required • increased wear resistance • for universal application • only suitable for short drilling depths when used at full length for reach purposes

alloyed/unalloyed steels up to 800 N/mm² • cold/hot work steels • antifriction bearing steels • non-ferrous metals • cast materials • stainless steels • plastics

$t_{max} = l_2 - 1.5 \times d_1$

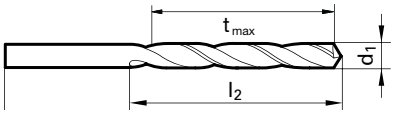

Speeds and feeds information on pg. 577

Shank diameter = cut diameter

Diameter (d_1) inch	wire/ltr	mm	l_1 mm	t_{max} mm	l_2 mm	EDP #
0.0394		1.00	56.00	31.50	33.00	**9055370010000**
0.0402		1.02	56.00	32.00	33.00	**9055370010200**
0.0409		1.04	56.00	32.00	33.00	**9055370010400**
0.0421		1.07	60.00	36.00	37.00	**9055370010700**
0.0429		1.09	60.00	36.00	37.00	**9055370010900**
0.0433		1.10	60.00	35.35	37.00	**9055370011000**
0.0465		1.18	60.00	36.00	37.00	**9055370011800**
0.0469	3/64	1.19	65.00	40.00	41.00	**9055370011900**
0.0472		1.20	65.00	39.20	41.00	**9055370012000**
0.0512		1.30	65.00	39.05	41.00	**9055370013000**
0.0520		1.32	65.00	40.00	41.00	**9055370013200**
0.0551		1.40	70.00	42.90	45.00	**9055370014000**
0.0591		1.50	70.00	42.75	45.00	**9055370015000**
0.0594		1.51	76.00	49.00	50.00	**9055370015100**
0.0626	1/16	1.59	76.00	49.00	50.00	**9055370015900**
0.0630		1.60	76.00	47.60	50.00	**9055370016000**
0.0634		1.61	76.00	49.00	50.00	**9055370016100**
0.0669		1.70	76.00	47.45	50.00	**9055370017000**
0.0701		1.78	80.00	51.00	53.00	**9055370017800**
0.0709		1.80	80.00	50.30	53.00	**9055370018000**
0.0728		1.85	80.00	51.00	53.00	**9055370018500**
0.0748		1.90	80.00	50.15	53.00	**9055370019000**
0.0760		1.93	85.00	54.00	56.00	**9055370019300**
0.0780	5/64	1.98	85.00	54.00	56.00	**9055370019800**
0.0783		1.99	85.00	54.00	56.00	**9055370019900**
0.0787		2.00	85.00	53.00	56.00	**9055370020000**
0.0811		2.06	85.00	54.00	56.00	**9055370020600**
0.0819		2.08	85.00	54.00	56.00	**9055370020800**
0.0827		2.10	85.00	52.85	56.00	**9055370021000**
0.0858		2.18	90.00	57.00	59.00	**9055370021800**
0.0866		2.20	90.00	55.70	59.00	**9055370022000**
0.0890		2.26	90.00	57.00	59.00	**9055370022600**
0.0906		2.30	90.00	55.55	59.00	**9055370023000**
0.0933		2.37	95.00	60.00	62.00	**9055370023700**
0.0937	3/32	2.38	95.00	60.00	62.00	**9055370023800**
0.0945		2.40	95.00	58.40	62.00	**9055370024000**
0.0961		2.44	95.00	60.00	62.00	**9055370024400**
0.0980		2.49	95.00	60.00	62.00	**9055370024900**
0.0984		2.50	95.00	58.25	62.00	**9055370025000**
0.0996		2.53	95.00	60.00	62.00	**9055370025300**
0.1016		2.58	95.00	60.00	62.00	**9055370025800**
0.1024		2.60	95.00	58.10	62.00	**9055370026000**

Diameter (d_1) inch	wire/ltr	mm	l_1 mm	t_{max} mm	l_2 mm	EDP #
0.1039		2.64	95.00	60.00	62.00	**9055370026400**
0.1063		2.70	100.00	61.95	66.00	**9055370027000**
0.1067		2.71	100.00	64.00	66.00	**9055370027100**
0.1094	7/64	2.78	100.00	63.00	66.00	**9055370027800**
0.1098		2.79	100.00	63.00	66.00	**9055370027900**
0.1102		2.80	100.00	61.80	66.00	**9055370028000**
0.1110		2.82	100.00	63.00	66.00	**9055370028200**
0.1130		2.87	100.00	63.00	66.00	**9055370028700**
0.1142		2.90	100.00	61.65	66.00	**9055370029000**
0.1161		2.95	100.00	63.00	66.00	**9055370029500**
0.1181		3.00	100.00	61.50	66.00	**9055370030000**
0.1201		3.05	106.00	66.00	69.00	**9055370030500**
0.1220		3.10	106.00	64.35	69.00	**9055370031000**
0.1248	1/8	3.17	106.00	66.00	69.00	**9055370031700**
0.1260		3.20	106.00	64.20	69.00	**9055370032000**
0.1283		3.26	106.00	66.00	69.00	**9055370032600**
0.1299		3.30	106.00	64.05	69.00	**9055370033000**
0.1339		3.40	112.00	67.90	73.00	**9055370034000**
0.1358		3.45	112.00	70.00	73.00	**9055370034500**
0.1378		3.50	112.00	67.75	73.00	**9055370035000**
0.1406	9/64 #28	3.57	112.00	70.00	73.00	**9055370035700**
0.1417		3.60	112.00	67.60	73.00	**9055370036000**
0.1441		3.66	112.00	70.00	73.00	**9055370036600**
0.1457		3.70	112.00	67.45	73.00	**9055370037000**
0.1469		3.73	112.00	70.00	73.00	**9055370037300**
0.1496		3.80	119.00	72.30	78.00	**9055370038000**
0.1520		3.86	119.00	75.00	78.00	**9055370038600**
0.1535		3.90	119.00	72.15	78.00	**9055370039000**
0.1539		3.91	119.00	74.00	78.00	**9055370039100**
0.1563	5/32	3.97	119.00	74.00	78.00	**9055370039700**
0.1571		3.99	119.00	74.00	78.00	**9055370039900**
0.1575		4.00	119.00	72.00	78.00	**9055370040000**
0.1591		4.04	119.00	74.00	78.00	**9055370040400**
0.1610		4.09	119.00	74.00	78.00	**9055370040900**
0.1614		4.10	119.00	71.85	78.00	**9055370041000**
0.1654		4.20	119.00	71.70	78.00	**9055370042000**
0.1661		4.22	119.00	74.00	78.00	**9055370042200**
0.1693		4.30	126.00	75.55	82.00	**9055370043000**
0.1720	11/64	4.37	126.00	78.00	82.00	**9055370043700**
0.1728		4.39	126.00	78.00	82.00	**9055370043900**
0.1732		4.40	126.00	75.40	82.00	**9055370044000**
0.1772		4.50	126.00	75.25	82.00	**9055370045000**

Taper length drills

Series no. **5537**

Diameter (d_1) inch	wire/ltr	mm	l_1 mm	t_{max} mm	l_2 mm	EDP #
0.1799		4.57	126.00	78.00	82.00	**9055370045700**
0.1811		4.60	126.00	75.10	82.00	**9055370046000**
0.1819		4.62	126.00	78.00	82.00	**9055370046200**
0.1850		4.70	126.00	74.95	82.00	**9055370047000**
0.1874	3/16	4.76	132.00	83.00	87.00	**9055370047600**
0.1890		4.80	132.00	79.80	87.00	**9055370048000**
0.1909		4.85	132.00	83.00	87.00	**9055370048500**
0.1929		4.90	132.00	79.65	87.00	**9055370049000**
0.1937		4.92	132.00	83.00	87.00	**9055370049200**
0.1961		4.98	132.00	83.00	87.00	**9055370049800**
0.1969		5.00	132.00	79.50	87.00	**9055370050000**
0.1992		5.06	132.00	82.00	87.00	**9055370050600**
0.2008		5.10	132.00	79.35	87.00	**9055370051000**
0.2012		5.11	132.00	82.00	87.00	**9055370051100**
0.2031	13/64	5.16	132.00	82.00	87.00	**9055370051600**
0.2039		5.18	132.00	82.00	87.00	**9055370051800**
0.2047		5.20	132.00	79.20	87.00	**9055370052000**
0.2055		5.22	132.00	82.00	87.00	**9055370052200**
0.2087		5.30	132.00	79.05	87.00	**9055370053000**
0.2091		5.31	139.00	86.00	91.00	**9055370053100**
0.2126		5.40	139.00	82.90	91.00	**9055370054000**
0.2130		5.41	139.00	86.00	91.00	**9055370054100**
0.2165		5.50	139.00	82.75	91.00	**9055370055000**
0.2189	7/32	5.56	139.00	86.00	91.00	**9055370055600**
0.2205		5.60	139.00	82.60	91.00	**9055370056000**
0.2209		5.61	139.00	86.00	91.00	**9055370056100**
0.2244		5.70	139.00	82.45	91.00	**9055370057000**
0.2280		5.79	139.00	86.00	91.00	**9055370057900**
0.2283		5.80	139.00	82.30	91.00	**9055370058000**
0.2323		5.90	139.00	82.15	91.00	**9055370059000**
0.2339	A	5.94	139.00	86.00	91.00	**9055370059400**
0.2343	15/64	5.95	139.00	86.00	91.00	**9055370059500**
0.2362		6.00	139.00	82.00	91.00	**9055370060000**
0.2378	B	6.04	148.00	92.00	97.00	**9055370060400**
0.2402		6.10	148.00	87.85	97.00	**9055370061000**
0.2421	C	6.15	148.00	91.00	97.00	**9055370061500**
0.2441		6.20	148.00	87.70	97.00	**9055370062000**
0.2461	D	6.25	148.00	91.00	97.00	**9055370062500**
0.2480		6.30	148.00	87.55	97.00	**9055370063000**
0.2500	1/4 E	6.35	148.00	91.00	97.00	**9055370063500**
0.2520		6.40	148.00	87.40	97.00	**9055370064000**
0.2559		6.50	148.00	87.25	97.00	**9055370065000**
0.2571	F	6.53	148.00	91.00	97.00	**9055370065300**
0.2598		6.60	148.00	87.10	97.00	**9055370066000**
0.2610	G	6.63	148.00	91.00	97.00	**9055370066300**
0.2638		6.70	148.00	86.95	97.00	**9055370067000**
0.2657	17/64 H	6.75	156.00	96.00	102.00	**9055370067500**
0.2677		6.80	156.00	91.80	102.00	**9055370068000**
0.2717	I	6.90	156.00	91.65	102.00	**9055370069000**
0.2756		7.00	156.00	91.50	102.00	**9055370070000**
0.2768	J	7.03	156.00	96.00	102.00	**9055370070300**
0.2795		7.10	156.00	91.35	102.00	**9055370071000**
0.2811	9/32 K	7.14	156.00	96.00	102.00	**9055370071400**
0.2835		7.20	156.00	91.20	102.00	**9055370072000**
0.2874		7.30	156.00	91.05	102.00	**9055370073000**
0.2902	L	7.37	156.00	95.00	102.00	**9055370073700**
0.2913		7.40	156.00	90.90	102.00	**9055370074000**
0.2949	M	7.49	156.00	95.00	102.00	**9055370074900**
0.2953		7.50	156.00	90.75	102.00	**9055370075000**
0.2969	19/64	7.54	165.00	102.00	109.00	**9055370075400**
0.2992		7.60	165.00	97.60	109.00	**9055370076000**
0.3020	N	7.67	165.00	102.00	109.00	**9055370076700**

Diameter (d_1) inch	wire/ltr	mm	l_1 mm	t_{max} mm	l_2 mm	EDP #
0.3031		7.70	165.00	97.45	109.00	**9055370077000**
0.3071		7.80	165.00	97.30	109.00	**9055370078000**
0.3110		7.90	165.00	97.15	109.00	**9055370079000**
0.3126	5/16	7.94	165.00	102.00	109.00	**9055370079400**
0.3150		8.00	165.00	97.00	109.00	**9055370080000**
0.3161	O	8.03	165.00	102.00	109.00	**9055370080300**
0.3189		8.10	165.00	96.85	109.00	**9055370081000**
0.3228	P	8.20	165.00	96.70	109.00	**9055370082000**
0.3268		8.30	165.00	96.55	109.00	**9055370083000**
0.3280	21/64	8.33	165.00	101.00	109.00	**9055370083300**
0.3307		8.40	165.00	96.40	109.00	**9055370084000**
0.3319	Q	8.43	165.00	101.00	109.00	**9055370084300**
0.3346		8.50	165.00	96.25	109.00	**9055370085000**
0.3386		8.60	175.00	102.10	115.00	**9055370086000**
0.3390	R	8.61	175.00	107.00	115.00	**9055370086100**
0.3425		8.70	175.00	101.95	115.00	**9055370087000**
0.3437	11/32	8.73	175.00	107.00	115.00	**9055370087300**
0.3465		8.80	175.00	101.80	115.00	**9055370088000**
0.3480	S	8.84	175.00	107.00	115.00	**9055370088400**
0.3504		8.90	175.00	101.65	115.00	**9055370089000**
0.3543		9.00	175.00	101.50	115.00	**9055370090000**
0.3579	T	9.09	175.00	107.00	115.00	**9055370090900**
0.3583		9.10	175.00	101.35	115.00	**9055370091000**
0.3594	23/64	9.13	175.00	107.00	115.00	**9055370091300**
0.3622		9.20	175.00	101.20	115.00	**9055370092000**
0.3661		9.30	175.00	101.05	115.00	**9055370093000**
0.3677	U	9.34	175.00	107.00	115.00	**9055370093400**
0.3701		9.40	175.00	100.90	115.00	**9055370094000**
0.3740		9.50	175.00	100.75	115.00	**9055370095000**
0.3748	3/8	9.52	184.00	112.00	121.00	**9055370095200**
0.3772	V	9.58	184.00	112.00	121.00	**9055370095800**
0.3780		9.60	184.00	106.60	121.00	**9055370096000**
0.3819		9.70	184.00	106.45	121.00	**9055370097000**
0.3858	W	9.80	184.00	106.30	121.00	**9055370098000**
0.3898		9.90	184.00	106.15	121.00	**9055370099000**
0.3906	25/64	9.92	184.00	112.00	121.00	**9055370099200**
0.3937		10.00	184.00	106.00	121.00	**9055370100000**
0.3969	X	10.08	184.00	112.00	121.00	**9055370100800**
0.3976		10.10	184.00	105.85	121.00	**9055370101000**
0.4016		10.20	184.00	105.70	121.00	**9055370102000**
0.4039	Y	10.26	184.00	112.00	121.00	**9055370102600**
0.4055		10.30	184.00	105.55	121.00	**9055370103000**
0.4063	13/32	10.32	184.00	112.00	121.00	**9055370103200**
0.4094		10.40	184.00	105.40	121.00	**9055370104000**
0.4130	Z	10.49	184.00	111.00	121.00	**9055370104900**
0.4134		10.50	184.00	105.25	121.00	**9055370105000**
0.4220	27/64	10.72	195.00	118.00	128.00	**9055370107200**
0.4331		11.00	195.00	111.50	128.00	**9055370110000**
0.4374	7/16	11.11	195.00	118.00	128.00	**9055370111100**
0.4528		11.50	195.00	110.75	128.00	**9055370115000**
0.4531	29/64	11.51	195.00	118.00	128.00	**9055370115100**
0.4689	15/32	11.91	205.00	123.00	134.00	**9055370119100**
0.4724		12.00	205.00	116.00	134.00	**9055370120000**
0.4843	31/64	12.30	205.00	123.00	134.00	**9055370123000**
0.4921		12.50	205.00	115.25	134.00	**9055370125000**
0.5000	1/2	12.70	205.00	123.00	134.00	**9055370127000**
0.5118		13.00	205.00	114.50	134.00	**9055370130000**
0.5157	33/64	13.10	205.00	122.00	134.00	**9055370131000**
0.5311	17/32	13.49	214.00	128.00	140.00	**9055370134900**
0.5315		13.50	214.00	119.75	140.00	**9055370135000**
0.5512		14.00	214.00	119.00	140.00	**9055370140000**
0.5626	9/16	14.29	220.00	131.00	144.00	**9055370142900**

EXTRA LENGTH HSS & HSCO DRILLS

Extra length drills, series 1

Series no. **235**

~15xD	DIN 1869	N	118°	h8		Cyl	R
Cutting depth	Standard	Type	Point angle	Tolerance on Ø	Web Thinning	Shank form	Cutting direction

Tool material **HSS**

Surface >Ø 2.36

P	Steel	●
M	Stainless steel	
K	Cast iron	●
N	Aluminum	○
S	Titanium alloys	
H	Hardened steel	

●=Optimal
○=Limited

web thinning ≥ Ø 2.380 • relieved cone • for extremely deep holes

alloyed/unalloyed steel and cast steel • grey cast iron, malleable and spheroidal iron • sintered powder metal, German silver and graphite

$t_{max} = l_2 - 1.5 \times d_1$

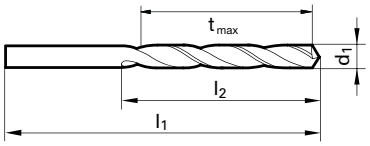

Speeds and feeds information on pg. 501

Shank diameter = cut diameter

Diameter (d_1) inch	wire/ltr	mm	l_1 mm	t_{max} mm	l_2 mm	EDP #
0.0630		1.600	115.00	72.60	75.00	**9002350016000**
0.0709		1.800	120.00	77.30	80.00	**9002350018000**
0.0748		1.900	120.00	77.15	80.00	**9002350019000**
0.0768		1.950	125.00	82.08	85.00	**9002350019500**
0.0787		2.000	125.00	82.00	85.00	**9002350020000**
0.0807		2.050	125.00	81.93	85.00	**9002350020500**
0.0827		2.100	125.00	81.85	85.00	**9002350021000**
0.0866		2.200	135.00	86.70	90.00	**9002350022000**
0.0906		2.300	135.00	86.55	90.00	**9002350023000**
0.0937	3/32	2.380	140.00	91.43	95.00	**9002350023800**
0.0945		2.400	140.00	91.40	95.00	**9002350024000**
0.0984		2.500	140.00	91.25	95.00	**9002350025000**
0.1024		2.600	140.00	91.10	95.00	**9002350026000**
0.1063		2.700	150.00	95.95	100.00	**9002350027000**
0.1094	7/64	2.780	150.00	95.83	100.00	**9002350027800**
0.1102		2.800	150.00	95.80	100.00	**9002350028000**
0.1142		2.900	150.00	95.65	100.00	**9002350029000**
0.1181		3.000	150.00	95.50	100.00	**9002350030000**
0.1220		3.100	155.00	100.35	105.00	**9002350031000**
0.1248	1/8	3.170	155.00	100.25	105.00	**9002350031700**
0.1260		3.200	155.00	100.20	105.00	**9002350032000**
0.1280		3.250	155.00	100.13	105.00	**9002350032500**
0.1299		3.300	155.00	100.05	105.00	**9002350033000**
0.1339		3.400	165.00	109.90	115.00	**9002350034000**
0.1378		3.500	165.00	109.75	115.00	**9002350035000**
0.1406	9/64	#28 3.570	165.00	109.65	115.00	**9002350035700**
0.1417		3.600	165.00	109.60	115.00	**9002350036000**
0.1457		3.700	165.00	109.45	115.00	**9002350037000**
0.1496		#25 3.800	175.00	114.30	120.00	**9002350038000**
0.1535		3.900	175.00	114.15	120.00	**9002350039000**
0.1563	5/32	3.970	175.00	114.05	120.00	**9002350039700**
0.1575		4.000	175.00	114.00	120.00	**9002350040000**
0.1614		4.100	175.00	113.85	120.00	**9002350041000**
0.1654		4.200	175.00	113.70	120.00	**9002350042000**
0.1693		#18 4.300	185.00	118.55	125.00	**9002350043000**
0.1720	11/64	4.370	185.00	118.45	125.00	**9002350043700**
0.1732		4.400	185.00	118.40	125.00	**9002350044000**
0.1772		#16 4.500	185.00	118.25	125.00	**9002350045000**
0.1811		4.600	185.00	118.10	125.00	**9002350046000**
0.1850		#13 4.700	185.00	117.95	125.00	**9002350047000**
0.1874	3/16	4.760	195.00	127.86	135.00	**9002350047600**
0.1890		#12 4.800	195.00	127.80	135.00	**9002350048000**

Diameter (d_1) inch	wire/ltr		mm	l_1 mm	t_{max} mm	l_2 mm	EDP #
0.1929			4.900	195.00	127.65	135.00	**9002350049000**
0.1969			5.000	195.00	127.50	135.00	**9002350050000**
0.2008			5.100	195.00	127.35	135.00	**9002350051000**
0.2047			5.200	195.00	127.20	135.00	**9002350052000**
0.2087			5.300	195.00	127.05	135.00	**9002350053000**
0.2126			5.400	205.00	131.90	140.00	**9002350054000**
0.2165			5.500	205.00	131.75	140.00	**9002350055000**
0.2189	7/32		5.560	205.00	131.66	140.00	**9002350055600**
0.2205			5.600	205.00	131.60	140.00	**9002350056000**
0.2244			5.700	205.00	131.45	140.00	**9002350057000**
0.2283			5.800	205.00	131.30	140.00	**9002350058000**
0.2323			5.900	205.00	131.15	140.00	**9002350059000**
0.2343	15/64		5.950	205.00	131.08	140.00	**9002350059500**
0.2362			6.000	205.00	131.00	140.00	**9002350060000**
0.2402			6.100	215.00	140.85	150.00	**9002350061000**
0.2441			6.200	215.00	140.70	150.00	**9002350062000**
0.2480			6.300	215.00	140.55	150.00	**9002350063000**
0.2500	1/4	E	6.350	215.00	140.48	150.00	**9002350063500**
0.2520			6.400	215.00	140.40	150.00	**9002350064000**
0.2559			6.500	215.00	140.25	150.00	**9002350065000**
0.2598			6.600	215.00	140.10	150.00	**9002350066000**
0.2638			6.700	215.00	139.95	150.00	**9002350067000**
0.2657	17/64	H	6.750	225.00	144.88	155.00	**9002350067500**
0.2677			6.800	225.00	144.80	155.00	**9002350068000**
0.2756			7.000	225.00	144.50	155.00	**9002350070000**
0.2795			7.100	225.00	144.35	155.00	**9002350071000**
0.2811	9/32	K	7.140	225.00	144.29	155.00	**9002350071400**
0.2835			7.200	225.00	144.20	155.00	**9002350072000**
0.2913			7.400	225.00	143.90	155.00	**9002350074000**
0.2953			7.500	225.00	143.75	155.00	**9002350075000**
0.2969	19/64		5.950	240.00	153.69	165.00	**9002350075400**
0.3031			7.700	240.00	153.45	165.00	**9002350077000**
0.3071			7.800	240.00	153.30	165.00	**9002350078000**
0.3110			7.900	240.00	153.15	165.00	**9002350079000**
0.3126	5/16		7.940	240.00	153.09	165.00	**9002350079400**
0.3150			8.000	240.00	153.00	165.00	**9002350080000**
0.3189			8.100	240.00	152.85	165.00	**9002350081000**
0.3228		P	8.200	240.00	152.70	165.00	**9002350082000**
0.3268			8.300	240.00	152.55	165.00	**9002350083000**
0.3280	21/64		8.330	240.00	152.51	165.00	**9002350083300**
0.3307			8.400	240.00	152.40	165.00	**9002350084000**
0.3346			8.500	240.00	152.25	165.00	**9002350085000**

Extra length drills, series 1

Series no. **235**

Diameter (d_1) inch	wire/ltr	mm	l_1 mm	t_{max} mm	l_2 mm	EDP #
0.3386		8.600	250.00	162.10	175.00	**9002350086000**
0.3425		8.700	250.00	161.95	175.00	**9002350087000**
0.3437	11/32	8.730	250.00	161.91	175.00	**9002350087300**
0.3465		8.800	250.00	161.80	175.00	**9002350088000**
0.3543		9.000	250.00	161.50	175.00	**9002350090000**
0.3594	23/64	9.130	250.00	161.31	175.00	**9002350091300**
0.3740		9.500	250.00	160.75	175.00	**9002350095000**
0.3748	3/8	9.520	265.00	170.72	185.00	**9002350095200**
0.3780		9.600	265.00	170.60	185.00	**9002350096000**
0.3819		9.700	265.00	170.45	185.00	**9002350097000**
0.3858	W	9.800	265.00	170.30	185.00	**9002350098000**
0.3898		9.900	265.00	170.15	185.00	**9002350099000**

Diameter (d_1) inch	wire/ltr	mm	l_1 mm	t_{max} mm	l_2 mm	EDP #
0.3937		10.000	265.00	170.00	185.00	**9002350100000**
0.4063	13/32	10.320	265.00	169.52	185.00	**9002350103200**
0.4134		10.500	265.00	169.25	185.00	**9002350105000**
0.4331		11.000	280.00	178.50	195.00	**9002350110000**
0.4374	7/16	11.110	280.00	178.34	195.00	**9002350111100**
0.4528		11.500	280.00	177.75	195.00	**9002350115000**
0.4724		12.000	295.00	187.00	205.00	**9002350120000**
0.4764		12.100	295.00	186.85	205.00	**9002350121000**
0.4843	31/64	12.300	295.00	186.55	205.00	**9002350123000**
0.4921		12.500	295.00	186.25	205.00	**9002350125000**
0.5000	1/2	12.700	295.00	185.95	205.00	**9002350127000**
0.5118		13.000	295.00	185.50	205.00	**9002350130000**

Extra length drills, series 1

Series no. **524**

~15xD	DIN 1869	GT 50	130°	h8		Cyl	R
Cutting depth	Standard	Type	Point angle	Tolerance on Ø	Web Thinning	Shank form	Cutting direction

Tool material: **HSS**

Surface: ○

P	Steel	○
M	Stainless steel	
K	Cast iron	
N	Aluminum	●
S	Titanium alloys	
H	Hardened steel	

●=Optimal
○=Limited

web thinning ≥ Ø 2.380 • relieved cone • for extremely deep holes

soft, long chipping materials up to 500 N/mm² • mild steels • aluminum, Al-alloys (long-chipping) • zinc, refined copper, silumin, Elektron • zamak, argalium, soft plastics, wood

$t_{max} = l_2\text{-}1.5 \times d_1$

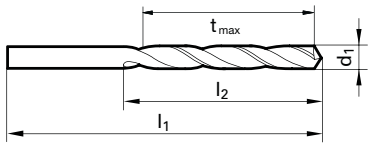

Speeds and feeds information on pg. 516

Shank diameter = cut diameter

Diameter (d_1) inch	wire/ltr	mm	l_1 mm	t_{max} mm	l_2 mm	EDP #
0.0787		2.00	125.00	82.00	85.00	9005240020000
0.0827		2.10	125.00	81.85	85.00	9005240021000
0.0866		2.20	135.00	86.70	90.00	9005240022000
0.0906		2.30	135.00	86.55	90.00	9005240023000
0.0925		2.35	135.00	86.48	90.00	9005240023500
0.0937	3/32	2.38	140.00	91.43	95.00	9005240023800
0.0945		2.40	140.00	91.40	95.00	9005240024000
0.0965		2.45	140.00	91.33	95.00	9005240024500
0.0984		2.50	140.00	91.25	95.00	9005240025000
0.1024		2.60	140.00	91.10	95.00	9005240026000
0.1094	7/64	2.78	150.00	95.83	100.00	9005240027800
0.1102		2.80	150.00	95.80	100.00	9005240028000
0.1142		2.90	150.00	95.65	100.00	9005240029000
0.1161	#32	2.95	150.00	95.58	100.00	9005240029500
0.1181		3.00	150.00	95.50	100.00	9005240030000
0.1220		3.10	155.00	100.35	105.00	9005240031000
0.1248	1/8	3.17	155.00	100.25	105.00	9005240031700
0.1260		3.20	155.00	100.20	105.00	9005240032000
0.1299		3.30	155.00	100.05	105.00	9005240033000
0.1319		3.35	155.00	99.98	105.00	9005240033500
0.1339		3.40	165.00	109.90	115.00	9005240034000
0.1358	#29	3.45	165.00	109.83	115.00	9005240034500
0.1378		3.50	165.00	109.75	115.00	9005240035000
0.1390		3.53	165.00	109.71	115.00	9005240035300
0.1406	9/64 #28	3.57	165.00	109.65	115.00	9005240035700
0.1417		3.60	165.00	109.60	115.00	9005240036000
0.1457		3.70	165.00	109.45	115.00	9005240037000
0.1496	#25	3.80	175.00	114.30	120.00	9005240038000
0.1535		3.90	175.00	114.15	120.00	9005240039000
0.1563	5/32	3.97	175.00	114.05	120.00	9005240039700
0.1575		4.00	175.00	114.00	120.00	9005240040000
0.1614		4.10	175.00	113.85	120.00	9005240041000
0.1654		4.20	175.00	113.70	120.00	9005240042000
0.1673		4.25	175.00	113.63	120.00	9005240042500
0.1693	#18	4.30	185.00	118.55	125.00	9005240043000
0.1720	11/64	4.37	185.00	118.45	125.00	9005240043700
0.1732		4.40	185.00	118.40	125.00	9005240044000
0.1772	#16	4.50	185.00	118.25	125.00	9005240045000
0.1811		4.60	185.00	118.10	125.00	9005240046000
0.1850	#13	4.70	185.00	117.95	125.00	9005240047000
0.1874	3/16	4.76	195.00	127.86	135.00	9005240047600
0.1890	#12	4.80	195.00	127.80	135.00	9005240048000
0.1969		5.00	195.00	127.50	135.00	9005240050000
0.2008		5.10	195.00	127.35	135.00	9005240051000
0.2031	13/64	5.16	195.00	127.26	135.00	9005240051600
0.2047		5.20	195.00	127.20	135.00	9005240052000

Diameter (d_1) inch	wire/ltr		mm	l_1 mm	t_{max} mm	l_2 mm	EDP #
0.2087			5.30	195.00	127.05	135.00	9005240053000
0.2126			5.40	205.00	131.90	140.00	9005240054000
0.2165			5.50	205.00	131.75	140.00	9005240055000
0.2189	7/32		5.56	205.00	131.66	140.00	9005240055600
0.2283			5.80	205.00	131.30	140.00	9005240058000
0.2343	15/64		5.95	205.00	131.08	140.00	9005240059500
0.2362			6.00	205.00	131.00	140.00	9005240060000
0.2402			6.10	215.00	140.85	150.00	9005240061000
0.2500	1/4	E	6.35	215.00	140.48	150.00	9005240063500
0.2520			6.40	215.00	140.40	150.00	9005240064000
0.2559			6.50	215.00	140.25	150.00	9005240065000
0.2598			6.60	215.00	140.10	150.00	9005240066000
0.2638			6.70	215.00	139.95	150.00	9005240067000
0.2657	17/64	H	6.75	225.00	144.88	155.00	9005240067500
0.2677			6.80	225.00	144.80	155.00	9005240068000
0.2756			7.00	225.00	144.50	155.00	9005240070000
0.2874			7.30	225.00	144.05	155.00	9005240073000
0.2953			7.50	225.00	143.75	155.00	9005240075000
0.2969	19/64		7.54	240.00	153.69	165.00	9005240075400
0.2992			7.60	240.00	153.60	165.00	9005240076000
0.3071			7.80	240.00	153.30	165.00	9005240078000
0.3110			7.90	240.00	153.15	165.00	9005240079000
0.3126	5/16		7.94	240.00	153.09	165.00	9005240079400
0.3150			8.00	240.00	153.00	165.00	9005240080000
0.3189			8.10	240.00	152.85	165.00	9005240081000
0.3228		P	8.20	240.00	152.70	165.00	9005240082000
0.3280	21/64		8.33	240.00	152.51	165.00	9005240083300
0.3346			8.50	240.00	152.25	165.00	9005240085000
0.3386			8.60	250.00	162.10	175.00	9005240086000
0.3437	11/32		8.73	250.00	161.91	175.00	9005240087300
0.3504			8.90	250.00	161.65	175.00	9005240089000
0.3543			9.00	250.00	161.50	175.00	9005240090000
0.3594	23/64		9.13	250.00	161.31	175.00	9005240091300
0.3622			9.20	250.00	161.20	175.00	9005240092000
0.3740			9.50	250.00	160.75	175.00	9005240095000
0.3748	3/8		9.52	265.00	170.72	185.00	9005240095200
0.3937			10.00	265.00	170.00	185.00	9005240100000
0.4063	13/32		10.32	265.00	169.52	185.00	9005240103200
0.4134			10.50	265.00	169.25	185.00	9005240105000
0.4331			11.00	280.00	178.50	195.00	9005240110000
0.4374	7/16		11.11	280.00	178.34	195.00	9005240111100
0.4528			11.50	280.00	177.75	195.00	9005240115000
0.4689	15/32		11.91	295.00	187.14	205.00	9005240119100
0.4724			12.00	295.00	187.00	205.00	9005240120000
0.5000	1/2		12.70	295.00	185.95	205.00	9005240127000

Extra length drills, series 1

Series no. **502**

~15xD	DIN 1869	GT 100	130°	h8		Cyl	R
Cutting depth	Standard	Type	Point angle	Tolerance on Ø	Web Thinning	Shank form	Cutting direction

Tool material: **HSS**

Surface: >Ø 2.36

P	Steel	●
M	Stainless steel	
K	Cast iron	●
N	Aluminum	●
S	Titanium alloys	
H	Hardened steel	

●=Optimal
○=Limited

web thinning ≥ Ø 1.950 • relieved cone • wide flutes • for extremely deep holes • in case of unsatisfactory chip evacuation

cast iron and steels up to 1000 N/mm² • Not recommended for: CrNi steels, stainless steels

$t_{max} = l_2\text{-}1.5 \times d_1$

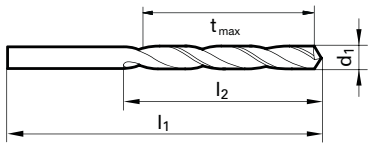

Speeds and feeds information on pg. 514

Shank diameter = cut diameter

Diameter (d_1) inch	wire/ltr	mm	l_1 mm	t_{max} mm	l_2 mm	EDP #
0.0768		1.95	125.00	82.08	85.00	9005020019500
0.0787		2.00	125.00	82.00	85.00	9005020020000
0.0807		2.05	125.00	81.93	85.00	9005020020500
0.0827		2.10	125.00	81.85	85.00	9005020021000
0.0866		2.20	135.00	86.70	90.00	9005020022000
0.0906		2.30	135.00	86.55	90.00	9005020023000
0.0933	#42	2.37	140.00	91.45	95.00	9005020023700
0.0937	3/32	2.38	140.00	91.43	95.00	9005020023800
0.0945		2.40	140.00	91.40	95.00	9005020024000
0.0984		2.50	140.00	91.25	95.00	9005020025000
0.1004		2.55	140.00	91.18	95.00	9005020025500
0.1016	#38	2.58	140.00	91.13	95.00	9005020025800
0.1024		2.60	140.00	91.10	95.00	9005020026000
0.1063		2.70	150.00	95.95	100.00	9005020027000
0.1094	7/64	2.78	150.00	95.83	100.00	9005020027800
0.1102		2.80	150.00	95.80	100.00	9005020028000
0.1122		2.85	150.00	95.73	100.00	9005020028500
0.1130	#33	2.87	150.00	95.70	100.00	9005020028700
0.1142		2.90	150.00	95.65	100.00	9005020029000
0.1161	#32	2.95	150.00	95.58	100.00	9005020029500
0.1181		3.00	150.00	95.50	100.00	9005020030000
0.1193		3.03	155.00	100.46	105.00	9005020030300
0.1220		3.10	155.00	100.35	105.00	9005020031000
0.1248	1/8	3.17	155.00	100.25	105.00	9005020031700
0.1260		3.20	155.00	100.20	105.00	9005020032000
0.1280		3.25	155.00	100.13	105.00	9005020032500
0.1299		3.30	155.00	100.05	105.00	9005020033000
0.1339		3.40	165.00	109.90	115.00	9005020034000
0.1378		3.50	165.00	109.75	115.00	9005020035000
0.1406	9/64 #28	3.57	165.00	109.65	115.00	9005020035700
0.1417		3.60	165.00	109.60	115.00	9005020036000
0.1457		3.70	165.00	109.45	115.00	9005020037000
0.1476		3.75	165.00	109.38	115.00	9005020037500
0.1496	#25	3.80	175.00	114.30	120.00	9005020038000
0.1520	#24	3.86	175.00	114.21	120.00	9005020038600
0.1535		3.90	175.00	114.15	120.00	9005020039000
0.1563	5/32	3.97	175.00	114.05	120.00	9005020039700
0.1575		4.00	175.00	114.00	120.00	9005020040000
0.1614		4.10	175.00	113.85	120.00	9005020041000
0.1654		4.20	175.00	113.70	120.00	9005020042000
0.1693	#18	4.30	185.00	118.55	125.00	9005020043000

Diameter (d_1) inch	wire/ltr	mm	l_1 mm	t_{max} mm	l_2 mm	EDP #
0.1720	11/64	4.37	185.00	118.45	125.00	9005020043700
0.1732		4.40	185.00	118.40	125.00	9005020044000
0.1772	#16	4.50	185.00	118.25	125.00	9005020045000
0.1799	#15	4.57	185.00	118.15	125.00	9005020045700
0.1811		4.60	185.00	118.10	125.00	9005020046000
0.1850	#13	4.70	185.00	117.95	125.00	9005020047000
0.1874	3/16	4.76	195.00	127.86	135.00	9005020047600
0.1890	#12	4.80	195.00	127.80	135.00	9005020048000
0.1929		4.90	195.00	127.65	135.00	9005020049000
0.1969		5.00	195.00	127.50	135.00	9005020050000
0.2008		5.10	195.00	127.35	135.00	9005020051000
0.2012	#7	5.11	195.00	127.34	135.00	9005020051100
0.2031	13/64	5.16	195.00	127.26	135.00	9005020051600
0.2047		5.20	195.00	127.20	135.00	9005020052000
0.2087		5.30	195.00	127.05	135.00	9005020053000
0.2126		5.40	205.00	131.90	140.00	9005020054000
0.2165		5.50	205.00	131.75	140.00	9005020055000
0.2189	7/32	5.56	205.00	131.66	140.00	9005020055600
0.2205		5.60	205.00	131.60	140.00	9005020056000
0.2244		5.70	205.00	131.45	140.00	9005020057000
0.2264		5.75	205.00	131.38	140.00	9005020057500
0.2283		5.80	205.00	131.30	140.00	9005020058000
0.2323		5.90	205.00	131.15	140.00	9005020059000
0.2343	15/64	5.95	205.00	131.08	140.00	9005020059500
0.2362		6.00	205.00	131.00	140.00	9005020060000
0.2382		6.05	215.00	140.93	150.00	9005020060500
0.2402		6.10	215.00	140.85	150.00	9005020061000
0.2441		6.20	215.00	140.70	150.00	9005020062000
0.2461	D	6.25	215.00	140.63	150.00	9005020062500
0.2480		6.30	215.00	140.55	150.00	9005020063000
0.2500	1/4 E	6.35	215.00	140.48	150.00	9005020063500
0.2520		6.40	215.00	140.40	150.00	9005020064000
0.2559		6.50	215.00	140.25	150.00	9005020065000
0.2598		6.60	215.00	140.10	150.00	9005020066000
0.2638		6.70	215.00	139.95	150.00	9005020067000
0.2657	17/64 H	6.75	225.00	144.88	155.00	9005020067500
0.2677		6.80	225.00	144.80	155.00	9005020068000
0.2717	I	6.90	225.00	144.65	155.00	9005020069000
0.2756		7.00	225.00	144.50	155.00	9005020070000
0.2795		7.10	225.00	144.35	155.00	9005020071000
0.2835		7.20	225.00	144.20	155.00	9005020072000

Extra length drills, series 1

Series no. **502**

Diameter (d_1) inch	wire/ltr	mm	l_1 mm	t_{max} mm	l_2 mm	EDP #
0.2874		7.30	225.00	144.05	155.00	**9005020073000**
0.2913		7.40	225.00	143.90	155.00	**9005020074000**
0.2953		7.50	225.00	143.75	155.00	**9005020075000**
0.2969	19/64	7.54	240.00	153.69	165.00	**9005020075400**
0.2992		7.60	240.00	153.60	165.00	**9005020076000**
0.3031		7.70	240.00	153.45	165.00	**9005020077000**
0.3051		7.75	240.00	153.38	165.00	**9005020077500**
0.3071		7.80	240.00	153.30	165.00	**9005020078000**
0.3110		7.90	240.00	153.15	165.00	**9005020079000**
0.3126	5/16	7.94	240.00	153.09	165.00	**9005020079400**
0.3150		8.00	240.00	153.00	165.00	**9005020080000**
0.3189		8.10	240.00	152.85	165.00	**9005020081000**
0.3228	P	8.20	240.00	152.70	165.00	**9005020082000**
0.3268		8.30	240.00	152.55	165.00	**9005020083000**
0.3280	21/64	8.33	240.00	152.51	165.00	**9005020083300**
0.3307		8.40	240.00	152.40	165.00	**9005020084000**
0.3319	Q	8.43	240.00	152.36	165.00	**9005020084300**
0.3346		8.50	240.00	152.25	165.00	**9005020085000**
0.3386		8.60	250.00	162.10	175.00	**9005020086000**
0.3425		8.70	250.00	161.95	175.00	**9005020087000**
0.3437	11/32	8.73	250.00	161.91	175.00	**9005020087300**
0.3465		8.80	250.00	161.80	175.00	**9005020088000**
0.3543		9.00	250.00	161.50	175.00	**9005020090000**
0.3622		9.20	250.00	161.20	175.00	**9005020092000**

Diameter (d_1) inch	wire/ltr	mm	l_1 mm	t_{max} mm	l_2 mm	EDP #
0.3661		9.30	250.00	161.05	175.00	**9005020093000**
0.3701		9.40	250.00	160.90	175.00	**9005020094000**
0.3740		9.50	250.00	160.75	175.00	**9005020095000**
0.3748	3/8	9.52	265.00	170.72	185.00	**9005020095200**
0.3780		9.60	265.00	170.60	185.00	**9005020096000**
0.3819		9.70	265.00	170.45	185.00	**9005020097000**
0.3858	W	9.80	265.00	170.30	185.00	**9005020098000**
0.3898		9.90	265.00	170.15	185.00	**9005020099000**
0.3906	25/64	9.92	265.00	170.12	185.00	**9005020099200**
0.3937		10.00	265.00	170.00	185.00	**9005020100000**
0.4016		10.20	265.00	169.70	185.00	**9005020102000**
0.4063	13/32	10.32	265.00	169.52	185.00	**9005020103200**
0.4134		10.50	265.00	169.25	185.00	**9005020105000**
0.4220	27/64	10.72	280.00	178.92	195.00	**9005020107200**
0.4331		11.00	280.00	178.50	195.00	**9005020110000**
0.4374	7/16	11.11	280.00	178.34	195.00	**9005020111100**
0.4409		11.20	280.00	178.20	195.00	**9005020112000**
0.4528		11.50	280.00	177.75	195.00	**9005020115000**
0.4531	29/64	11.51	280.00	177.74	195.00	**9005020115100**
0.4646		11.80	280.00	177.30	195.00	**9005020118000**
0.4724		12.00	295.00	187.00	205.00	**9005020120000**
0.4921		12.50	295.00	186.25	205.00	**9005020125000**
0.5000	1/2	12.70	295.00	185.95	205.00	**9005020127000**
0.5118		13.00	295.00	185.50	205.00	**9005020130000**

Extra length drills, series 1

Series no. **670**

~15xD	DIN 1869	GT 100	130°	h8		Cyl	R
Cutting depth	Standard	Type	Point angle	Tolerance on Ø	Web Thinning	Shank form	Cutting direction

Tool material: **HSS**

Surface: **S**

P	Steel	●
M	Stainless steel	
K	Cast iron	●
N	Aluminum	●
S	Titanium alloys	○
H	Hardened steel	

●=Optimal
○=Limited

web thinning ≥ Ø 1.980 • relieved cone • wide flutes • for extremely deep holes • in case of unsatisfactory chip evacuation

cast iron and steels up to 1000 N/mm² • Not recommended for: CrNi steels, stainless steels

$t_{max} = l_2\text{-}1.5 \times d_1$

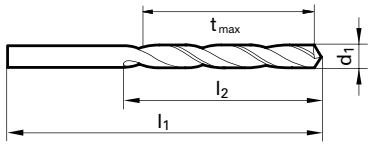

Speeds and feeds information on pg. 541

Shank diameter = cut diameter

Diameter (d_1) inch	wire/ltr		mm	l_1 mm	t_{max} mm	l_2 mm	EDP #
0.0780	5/64		1.98	125.00	82.03	85.00	**9006700019800**
0.0787			2.00	125.00	82.00	85.00	**9006700020000**
0.0827			2.10	125.00	81.85	85.00	**9006700021000**
0.0866			2.20	135.00	86.70	90.00	**9006700022000**
0.0906			2.30	135.00	86.55	90.00	**9006700023000**
0.0937	3/32		2.38	140.00	91.43	95.00	**9006700023800**
0.0945			2.40	140.00	91.40	95.00	**9006700024000**
0.0984			2.50	140.00	91.25	95.00	**9006700025000**
0.1102			2.80	150.00	95.80	100.00	**9006700028000**
0.1161		#32	2.95	150.00	95.58	100.00	**9006700029500**
0.1181			3.00	150.00	95.50	100.00	**9006700030000**
0.1220			3.10	155.00	100.35	105.00	**9006700031000**
0.1248	1/8		3.17	155.00	100.25	105.00	**9006700031700**
0.1260			3.20	155.00	100.20	105.00	**9006700032000**
0.1268			3.22	155.00	100.17	105.00	**9006700032200**
0.1299			3.30	155.00	100.05	105.00	**9006700033000**
0.1378			3.50	165.00	109.75	115.00	**9006700035000**
0.1406	9/64	#28	3.57	165.00	109.65	115.00	**9006700035700**
0.1417			3.60	165.00	109.60	115.00	**9006700036000**
0.1496		#25	3.80	175.00	114.30	120.00	**9006700038000**
0.1535			3.90	175.00	114.15	120.00	**9006700039000**
0.1539		#23	3.91	175.00	114.14	120.00	**9006700039100**
0.1563	5/32		3.97	175.00	114.05	120.00	**9006700039700**
0.1575			4.00	175.00	114.00	120.00	**9006700040000**
0.1614			4.10	175.00	113.85	120.00	**9006700041000**
0.1654			4.20	175.00	113.70	120.00	**9006700042000**
0.1720	11/64		4.37	185.00	118.45	125.00	**9006700043700**
0.1772		#16	4.50	185.00	118.25	125.00	**9006700045000**
0.1811			4.60	185.00	118.10	125.00	**9006700046000**
0.1874	3/16		4.76	195.00	127.86	135.00	**9006700047600**
0.1890		#12	4.80	195.00	127.80	135.00	**9006700048000**

Diameter (d_1) inch	wire/ltr		mm	l_1 mm	t_{max} mm	l_2 mm	EDP #
0.1969			5.00	195.00	127.50	135.00	**9006700050000**
0.2008			5.10	195.00	127.35	135.00	**9006700051000**
0.2031	13/64		5.16	195.00	127.26	135.00	**9006700051600**
0.2047			5.20	195.00	127.20	135.00	**9006700052000**
0.2165			5.50	205.00	131.75	140.00	**9006700055000**
0.2189	7/32		5.56	205.00	131.66	140.00	**9006700055600**
0.2362			6.00	205.00	131.00	140.00	**9006700060000**
0.2402			6.10	215.00	140.85	150.00	**9006700061000**
0.2441			6.20	215.00	140.70	150.00	**9006700062000**
0.2500	1/4	E	6.35	215.00	140.48	150.00	**9006700063500**
0.2559			6.50	215.00	140.25	150.00	**9006700065000**
0.2638			6.70	215.00	139.95	150.00	**9006700067000**
0.2756			7.00	225.00	144.50	155.00	**9006700070000**
0.2811	9/32	K	7.14	225.00	144.29	155.00	**9006700071400**
0.2953			7.50	225.00	143.75	155.00	**9006700075000**
0.2969	19/64		7.54	240.00	153.69	165.00	**9006700075400**
0.3126	5/16		7.94	240.00	153.09	165.00	**9006700079400**
0.3150			8.00	240.00	153.00	165.00	**9006700080000**
0.3346			8.50	240.00	152.25	165.00	**9006700085000**
0.3386			8.60	250.00	162.10	175.00	**9006700086000**
0.3437	11/32		8.73	250.00	161.91	175.00	**9006700087300**
0.3465			8.80	250.00	161.80	175.00	**9006700088000**
0.3543			9.00	250.00	161.50	175.00	**9006700090000**
0.3740			9.50	250.00	160.75	175.00	**9006700095000**
0.3748	3/8		9.52	265.00	170.72	185.00	**9006700095200**
0.3906	25/64		9.92	265.00	170.12	185.00	**9006700099200**
0.3937			10.00	265.00	170.00	185.00	**9006700100000**
0.4331			11.00	280.00	178.50	195.00	**9006700110000**
0.4724			12.00	295.00	187.00	205.00	**9006700120000**
0.4921			12.50	295.00	186.25	205.00	**9006700125000**

Extra length drills, series 1

Series no. **618**

~15xD	DIN 1869	GT 100	130°	h8		Cyl	R
Cutting depth	Standard	Type	Point angle	Tolerance on Ø	Web Thinning	Shank form	Cutting direction

Tool material: **HSCO**

Surface:

P	Steel	●
M	Stainless steel	●
K	Cast iron	●
N	Aluminum	●
S	Titanium alloys	●
H	Hardened steel	○

●=Optimal
○=Limited

web thinning ≥ Ø 2.700 • relieved cone • Co-alloyed high speed steel • wide flutes • increased wear resistance • for extremely deep holes • in case of unsatisfactory chip evacuation

high tensile steels and cast steels • grey cast iron, malleable and spheroidal iron

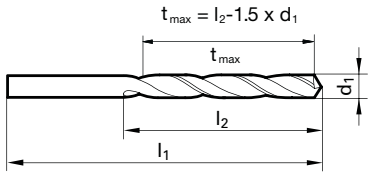

Speeds and feeds information on pg. 533

Shank diameter = cut diameter

Diameter (d_1) inch	wire/ltr	mm	l_1 mm	t_{max} mm	l_2 mm	EDP #
0.1063		2.70	150.00	95.95	100.00	**9006180027000**
0.1142		2.90	150.00	95.65	100.00	**9006180029000**
0.1181		3.00	150.00	95.50	100.00	**9006180030000**
0.1220		3.10	155.00	100.35	105.00	**9006180031000**
0.1248	1/8	3.17	155.00	100.25	105.00	**9006180031700**
0.1260		3.20	155.00	100.20	105.00	**9006180032000**
0.1299		3.30	155.00	100.05	105.00	**9006180033000**
0.1339		3.40	165.00	109.90	115.00	**9006180034000**
0.1378		3.50	165.00	109.75	115.00	**9006180035000**
0.1417		3.60	165.00	109.60	115.00	**9006180036000**
0.1457		3.70	165.00	109.45	115.00	**9006180037000**
0.1496	#25	3.80	175.00	114.30	120.00	**9006180038000**
0.1535		3.90	175.00	114.15	120.00	**9006180039000**
0.1563	5/32	3.97	175.00	114.05	120.00	**9006180039700**
0.1575		4.00	175.00	114.00	120.00	**9006180040000**
0.1614		4.10	175.00	113.85	120.00	**9006180041000**
0.1654		4.20	175.00	113.70	120.00	**9006180042000**
0.1693	#18	4.30	185.00	118.55	125.00	**9006180043000**
0.1720	11/64	4.37	185.00	118.45	125.00	**9006180043700**
0.1732		4.40	185.00	118.40	125.00	**9006180044000**
0.1772	#16	4.50	185.00	118.25	125.00	**9006180045000**
0.1811		4.60	185.00	118.10	125.00	**9006180046000**
0.1874	3/16	4.76	195.00	127.86	135.00	**9006180047600**
0.1890	#12	4.80	195.00	127.80	135.00	**9006180048000**
0.1909	#11	4.85	195.00	127.73	135.00	**9006180048500**
0.1969		5.00	195.00	127.50	135.00	**9006180050000**
0.2008		5.10	195.00	127.35	135.00	**9006180051000**
0.2031	13/64	5.16	195.00	127.26	135.00	**9006180051600**
0.2047		5.20	195.00	127.20	135.00	**9006180052000**
0.2087		5.30	195.00	127.05	135.00	**9006180053000**
0.2126		5.40	205.00	131.90	140.00	**9006180054000**
0.2165		5.50	205.00	131.75	140.00	**9006180055000**
0.2189	7/32	5.56	205.00	131.66	140.00	**9006180055600**
0.2205		5.60	205.00	131.60	140.00	**9006180056000**
0.2244		5.70	205.00	131.45	140.00	**9006180057000**

Diameter (d_1) inch	wire/ltr		mm	l_1 mm	t_{max} mm	l_2 mm	EDP #
0.2283			5.80	205.00	131.30	140.00	**9006180058000**
0.2362			6.00	205.00	131.00	140.00	**9006180060000**
0.2402			6.10	215.00	140.85	150.00	**9006180061000**
0.2441			6.20	215.00	140.70	150.00	**9006180062000**
0.2480			6.30	215.00	140.55	150.00	**9006180063000**
0.2500	1/4	E	6.35	215.00	140.48	150.00	**9006180063500**
0.2520			6.40	215.00	140.40	150.00	**9006180064000**
0.2559			6.50	215.00	140.25	150.00	**9006180065000**
0.2598			6.60	215.00	140.10	150.00	**9006180066000**
0.2638			6.70	215.00	139.95	150.00	**9006180067000**
0.2657	17/64	H	6.75	225.00	144.88	155.00	**9006180067500**
0.2677			6.80	225.00	144.80	155.00	**9006180068000**
0.2756			7.00	225.00	144.50	155.00	**9006180070000**
0.2811	9/32	K	7.14	225.00	144.29	155.00	**9006180071400**
0.2913			7.40	225.00	143.90	155.00	**9006180074000**
0.2953			7.50	225.00	143.75	155.00	**9006180075000**
0.2969	19/64		7.54	240.00	153.69	165.00	**9006180075400**
0.3031			7.70	240.00	153.45	165.00	**9006180077000**
0.3126	5/16		7.94	240.00	153.09	165.00	**9006180079400**
0.3150			8.00	240.00	153.00	165.00	**9006180080000**
0.3228		P	8.20	240.00	152.70	165.00	**9006180082000**
0.3280	21/64		8.33	240.00	152.51	165.00	**9006180083300**
0.3307			8.40	240.00	152.40	165.00	**9006180084000**
0.3346			8.50	240.00	152.25	165.00	**9006180085000**
0.3425			8.70	250.00	161.95	175.00	**9006180087000**
0.3437	11/32		8.73	250.00	161.91	175.00	**9006180087300**
0.3465			8.80	250.00	161.80	175.00	**9006180088000**
0.3543			9.00	250.00	161.50	175.00	**9006180090000**
0.3594	23/64		9.13	250.00	161.31	175.00	**9006180091300**
0.3701			9.40	250.00	160.90	175.00	**9006180094000**
0.3740			9.50	250.00	160.75	175.00	**9006180095000**
0.3748	3/8		9.52	265.00	170.72	185.00	**9006180095200**
0.3819			9.70	265.00	170.45	185.00	**9006180097000**
0.3937			10.00	265.00	170.00	185.00	**9006180100000**

Extra length drills, series 2

Series no. **503**

~20xD	DIN 1869	GT 100	130°	h8		Cyl	R
Cutting depth	Standard	Type	Point angle	Tolerance on Ø	Web Thinning	Shank form	Cutting direction

Tool material: **HSS**

Surface: >Ø 2.36

P	Steel	●
M	Stainless steel	
K	Cast iron	●
N	Aluminum	●
S	Titanium alloys	
H	Hardened steel	

●=Optimal
○=Limited

web thinning ≥ Ø 2.000 • relieved cone • wide flutes • for extremely deep holes • in case of unsatisfactory chip evacuation

cast iron and steels up to 1000 N/mm² • Not recommended for: CrNi steels, stainless steels

$t_{max} = l_2 - 1.5 \times d_1$

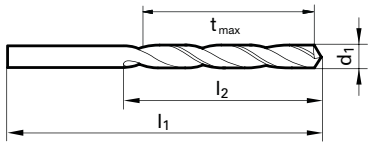

Speeds and feeds information on pg. 514

Shank diameter = cut diameter

Diameter (d_1) inch	wire/ltr	mm	l_1 mm	t_{max} mm	l_2 mm	EDP #
0.0906		2.30	170.00	111.55	115.00	9005030023000
0.1102		2.80	190.00	125.80	130.00	9005030028000
0.1181		3.00	190.00	125.50	130.00	9005030030000
0.1193		3.03	200.00	130.46	135.00	9005030030300
0.1220		3.10	200.00	130.35	135.00	9005030031000
0.1248	1/8	3.17	200.00	130.25	135.00	9005030031700
0.1260		3.20	200.00	130.20	135.00	9005030032000
0.1299		3.30	200.00	130.05	135.00	9005030033000
0.1339		3.40	210.00	139.90	145.00	9005030034000
0.1378		3.50	210.00	139.75	145.00	9005030035000
0.1406	9/64 #28	3.57	210.00	139.65	145.00	9005030035700
0.1417		3.60	210.00	139.60	145.00	9005030036000
0.1457		3.70	210.00	139.45	145.00	9005030037000
0.1496	#25	3.80	220.00	144.30	150.00	9005030038000
0.1535		3.90	220.00	144.15	150.00	9005030039000
0.1563	5/32	3.97	220.00	144.05	150.00	9005030039700
0.1575		4.00	220.00	144.00	150.00	9005030040000
0.1614		4.10	220.00	143.85	150.00	9005030041000
0.1654		4.20	220.00	143.70	150.00	9005030042000
0.1693	#18	4.30	235.00	153.55	160.00	9005030043000
0.1720	11/64	4.37	235.00	153.45	160.00	9005030043700
0.1732		4.40	235.00	153.40	160.00	9005030044000
0.1772	#16	4.50	235.00	153.25	160.00	9005030045000
0.1850	#13	4.70	235.00	152.95	160.00	9005030047000
0.1874	3/16	4.76	245.00	162.86	170.00	9005030047600
0.1890	#12	4.80	245.00	162.80	170.00	9005030048000
0.1929		4.90	245.00	162.65	170.00	9005030049000
0.1969		5.00	245.00	162.50	170.00	9005030050000
0.2008		5.10	245.00	162.35	170.00	9005030051000
0.2031	13/64	5.16	245.00	162.26	170.00	9005030051600
0.2047		5.20	245.00	162.20	170.00	9005030052000
0.2087		5.30	245.00	162.05	170.00	9005030053000
0.2126		5.40	260.00	171.90	180.00	9005030054000
0.2165		5.50	260.00	171.75	180.00	9005030055000
0.2189	7/32	5.56	260.00	171.66	180.00	9005030055600
0.2244		5.70	260.00	171.45	180.00	9005030057000
0.2283		5.80	260.00	171.30	180.00	9005030058000
0.2323		5.90	260.00	171.15	180.00	9005030059000
0.2343	15/64	5.95	260.00	171.08	180.00	9005030059500
0.2362		6.00	260.00	171.00	180.00	9005030060000
0.2402		6.10	275.00	180.85	190.00	9005030061000
0.2421	C	6.15	275.00	180.78	190.00	9005030061500
0.2441		6.20	275.00	180.70	190.00	9005030062000

Diameter (d_1) inch	wire/ltr	mm	l_1 mm	t_{max} mm	l_2 mm	EDP #
0.2480		6.30	275.00	180.55	190.00	9005030063000
0.2500	1/4 E	6.35	275.00	180.48	190.00	9005030063500
0.2520		6.40	275.00	180.40	190.00	9005030064000
0.2559		6.50	275.00	180.25	190.00	9005030065000
0.2598		6.60	275.00	180.10	190.00	9005030066000
0.2638		6.70	275.00	179.95	190.00	9005030067000
0.2657	17/64 H	6.75	290.00	189.88	200.00	9005030067500
0.2677		6.80	290.00	189.80	200.00	9005030068000
0.2717	I	6.90	290.00	189.65	200.00	9005030069000
0.2756		7.00	290.00	189.50	200.00	9005030070000
0.2811	9/32 K	7.14	290.00	189.29	200.00	9005030071400
0.2835		7.20	290.00	189.20	200.00	9005030072000
0.2953		7.50	290.00	188.75	200.00	9005030075000
0.2969	19/64	7.54	305.00	198.69	210.00	9005030075400
0.3071		7.80	305.00	198.30	210.00	9005030078000
0.3126	5/16	7.94	305.00	198.09	210.00	9005030079400
0.3150		8.00	305.00	198.00	210.00	9005030080000
0.3228	P	8.20	305.00	197.70	210.00	9005030082000
0.3280	21/64	8.33	305.00	197.51	210.00	9005030083300
0.3346		8.50	305.00	197.25	210.00	9005030085000
0.3386		8.60	320.00	207.10	220.00	9005030086000
0.3437	11/32	8.73	320.00	206.91	220.00	9005030087300
0.3543		9.00	320.00	206.50	220.00	9005030090000
0.3583		9.10	320.00	206.35	220.00	9005030091000
0.3740		9.50	320.00	205.75	220.00	9005030095000
0.3748	3/8	9.52	340.00	220.72	235.00	9005030095200
0.3819		9.70	340.00	220.45	235.00	9005030097000
0.3858	W	9.80	340.00	220.30	235.00	9005030098000
0.3906	25/64	9.92	340.00	220.12	235.00	9005030099200
0.3937		10.00	340.00	220.00	235.00	9005030100000
0.4134		10.50	340.00	219.25	235.00	9005030105000
0.4220	27/64	10.72	365.00	233.92	250.00	9005030107200
0.4331		11.00	365.00	233.50	250.00	9005030110000
0.4374	7/16	11.11	365.00	233.34	250.00	9005030111100
0.4528		11.50	365.00	232.75	250.00	9005030115000
0.4531	29/64	11.51	365.00	232.74	250.00	9005030115100
0.4689	15/32	11.91	375.00	242.14	260.00	9005030119100
0.4724		12.00	375.00	242.00	260.00	9005030120000
0.4843	31/64	12.30	375.00	241.55	260.00	9005030123000
0.4921		12.50	375.00	241.25	260.00	9005030125000
0.5000	1/2	12.70	375.00	240.95	260.00	9005030127000
0.5118		13.00	375.00	240.50	260.00	9005030130000

Extra length drills, series 2

Series no. **671**

~25xD	DIN 1869	GT 100	130°	h8		Cyl	R
Cutting depth	Standard	Type	Point angle	Tolerance on Ø	Web Thinning	Shank form	Cutting direction

Tool material **HSS**

Surface **S**

P	Steel	●
M	Stainless steel	
K	Cast iron	●
N	Aluminum	●
S	Titanium alloys	○
H	Hardened steel	

●=Optimal
○=Limited

web thinning ≥ Ø 2.300 • relieved cone • wide flutes • for extremely deep holes • in case of unsatisfactory chip evacuation

cast iron and steels up to 1000 N/mm² • Not recommended for: CrNi steels, stainless steels

$t_{max} = l_2\text{-}1.5 \times d_1$

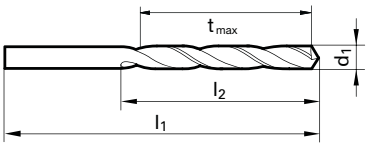

Speeds and feeds information on pg. 541

Shank diameter = cut diameter

Diameter (d_1) inch	wire/ltr	mm	l_1 mm	t_{max} mm	l_2 mm	EDP #
0.1181		3.00	190.00	125.50	130.00	**9006710030000**
0.1220		3.10	200.00	130.35	135.00	**9006710031000**
0.1248	1/8	3.17	200.00	130.25	135.00	**9006710031700**
0.1260		3.20	200.00	130.20	135.00	**9006710032000**
0.1339		3.40	210.00	139.90	145.00	**9006710034000**
0.1378		3.50	210.00	139.75	145.00	**9006710035000**
0.1406	9/64 #28	3.57	210.00	139.65	145.00	**9006710035700**
0.1496	#25	3.80	220.00	144.30	150.00	**9006710038000**
0.1563	5/32	3.97	220.00	144.05	150.00	**9006710039700**
0.1575		4.00	220.00	144.00	150.00	**9006710040000**
0.1610	#20	4.09	220.00	143.87	150.00	**9006710040900**
0.1673		4.25	220.00	143.63	150.00	**9006710042500**
0.1720	11/64	4.37	235.00	153.45	160.00	**9006710043700**
0.1732		4.40	235.00	153.40	160.00	**9006710044000**
0.1772	#16	4.50	235.00	153.25	160.00	**9006710045000**
0.1811		4.60	235.00	153.10	160.00	**9006710046000**
0.1874	3/16	4.76	245.00	162.86	170.00	**9006710047600**

Diameter (d_1) inch	wire/ltr	mm	l_1 mm	t_{max} mm	l_2 mm	EDP #
0.1890	#12	4.80	245.00	162.80	170.00	**9006710048000**
0.1969		5.00	245.00	162.50	170.00	**9006710050000**
0.2008		5.10	245.00	162.35	170.00	**9006710051000**
0.2087		5.30	245.00	162.05	170.00	**9006710053000**
0.2165		5.50	260.00	171.75	180.00	**9006710055000**
0.2189	7/32	5.56	260.00	171.66	180.00	**9006710055600**
0.2343	15/64	5.95	260.00	171.08	180.00	**9006710059500**
0.2362		6.00	260.00	171.00	180.00	**9006710060000**
0.2402		6.10	275.00	180.85	190.00	**9006710061000**
0.2500	1/4 E	6.35	275.00	180.48	190.00	**9006710063500**
0.2520		6.40	275.00	180.40	190.00	**9006710064000**
0.2559		6.50	275.00	180.25	190.00	**9006710065000**
0.2677		6.80	290.00	189.80	200.00	**9006710068000**
0.2756		7.00	290.00	189.50	200.00	**9006710070000**
0.2953		7.50	290.00	188.75	200.00	**9006710075000**
0.3126	5/16	7.94	305.00	198.09	210.00	**9006710079400**
0.3150		8.00	305.00	198.00	210.00	**9006710080000**

Extra length drills, series 2

Series no. **619**

~20xD	DIN 1869	GT 100	130°	h8		Cyl	R
Cutting depth	Standard	Type	Point angle	Tolerance on Ø	Web Thinning	Shank form	Cutting direction

Tool material: **HSCO**

Surface:

P	Steel	●
M	Stainless steel	●
K	Cast iron	●
N	Aluminum	●
S	Titanium alloys	●
H	Hardened steel	○

●=Optimal
○=Limited

web thinning ≥ Ø 3.000 • relieved cone • Co-alloyed high speed steel • wide flutes • increased wear resistance • for extremely deep holes • in case of unsatisfactory chip evacuation

high tensile steels and cast steels • grey cast iron, malleable and spheroidal iron

$t_{max} = l_2\text{-}1.5 \times d_1$

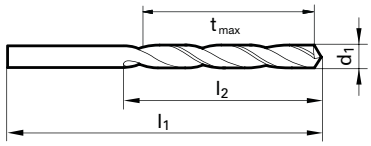

Speeds and feeds information on pg. 533

Shank diameter = cut diameter

Diameter (d_1) inch	wire/ltr	mm	l_1 mm	t_{max} mm	l_2 mm	EDP #
0.1181		3.00	190.00	125.50	130.00	**9006190030000**
0.1248	1/8	3.17	200.00	130.25	135.00	**9006190031700**
0.1260		3.20	200.00	130.20	135.00	**9006190032000**
0.1299		3.30	200.00	130.05	135.00	**9006190033000**
0.1378		3.50	210.00	139.75	145.00	**9006190035000**
0.1406	9/64 #28	3.57	210.00	139.65	145.00	**9006190035700**
0.1563	5/32	3.97	220.00	144.05	150.00	**9006190039700**
0.1575		4.00	220.00	144.00	150.00	**9006190040000**
0.1614		4.10	220.00	143.85	150.00	**9006190041000**
0.1654		4.20	220.00	143.70	150.00	**9006190042000**
0.1720	11/64	4.37	235.00	153.45	160.00	**9006190043700**
0.1772	#16	4.50	235.00	153.25	160.00	**9006190045000**
0.1874	3/16	4.76	245.00	162.86	170.00	**9006190047600**
0.1890	#12	4.80	245.00	162.80	170.00	**9006190048000**
0.1929		4.90	245.00	162.65	170.00	**9006190049000**
0.1969		5.00	245.00	162.50	170.00	**9006190050000**
0.2047		5.20	245.00	162.20	170.00	**9006190052000**
0.2165		5.50	260.00	171.75	180.00	**9006190055000**
0.2189	7/32	5.56	260.00	171.66	180.00	**9006190055600**
0.2244		5.70	260.00	171.45	180.00	**9006190057000**
0.2343	15/64	5.95	260.00	171.08	180.00	**9006190059500**
0.2362		6.00	260.00	171.00	180.00	**9006190060000**

Diameter (d_1) inch	wire/ltr	mm	l_1 mm	t_{max} mm	l_2 mm	EDP #
0.2402		6.10	275.00	180.85	190.00	**9006190061000**
0.2441		6.20	275.00	180.70	190.00	**9006190062000**
0.2500	1/4 E	6.35	275.00	180.48	190.00	**9006190063500**
0.2559		6.50	275.00	180.25	190.00	**9006190065000**
0.2638		6.70	275.00	179.95	190.00	**9006190067000**
0.2657	17/64 H	6.75	290.00	189.88	200.00	**9006190067500**
0.2756		7.00	290.00	189.50	200.00	**9006190070000**
0.2811	9/32 K	7.14	290.00	189.29	200.00	**9006190071400**
0.2913		7.40	290.00	188.90	200.00	**9006190074000**
0.2953		7.50	290.00	188.75	200.00	**9006190075000**
0.2969	19/64	7.54	305.00	198.69	210.00	**9006190075400**
0.3031		7.70	305.00	198.45	210.00	**9006190077000**
0.3126	5/16	7.94	305.00	198.09	210.00	**9006190079400**
0.3150		8.00	305.00	198.00	210.00	**9006190080000**
0.3228	P	8.20	305.00	197.70	210.00	**9006190082000**
0.3346		8.50	305.00	197.25	210.00	**9006190085000**
0.3425		8.70	320.00	206.95	220.00	**9006190087000**
0.3437	11/32	8.73	320.00	206.91	220.00	**9006190087300**
0.3543		9.00	320.00	206.50	220.00	**9006190090000**
0.3740		9.50	320.00	205.75	220.00	**9006190095000**
0.3748	3/8	9.52	340.00	220.72	235.00	**9006190095200**
0.3937		10.00	340.00	220.00	235.00	**9006190100000**

Extra length drills, series 3

Series no. **504**

~25xD	DIN 1869	GT 100	130°	h8		Cyl	R
Cutting depth	Standard	Type	Point angle	Tolerance on Ø	Web Thinning	Shank form	Cutting direction

Tool material: **HSS**

Surface: >Ø 2.36

P	Steel	●
M	Stainless steel	
K	Cast iron	●
N	Aluminum	●
S	Titanium alloys	
H	Hardened steel	

●=Optimal
○=Limited

web thinning ≥ Ø 2.500 • relieved cone • wide flutes • in case of unsatisfactory chip evacuation • for extremely deep holes

cast iron and steels up to 1000 N/mm² • Not recommended for: CrNi steels, stainless steels

$t_{max} = l_2\text{-}1.5 \times d_1$

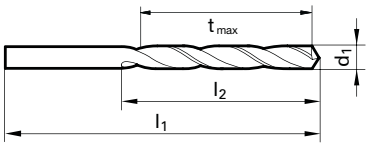

Speeds and feeds information on pg. 515

Shank diameter = cut diameter

Diameter (d_1) inch	wire/ltr	mm	l_1 mm	t_{max} mm	l_2 mm	EDP #
0.1181		3.00	240.00	155.50	160.00	9005040030000
0.1220		3.10	250.00	165.35	170.00	9005040031000
0.1248	1/8	3.17	250.00	165.25	170.00	9005040031700
0.1260		3.20	250.00	165.20	170.00	9005040032000
0.1299		3.30	250.00	165.05	170.00	9005040033000
0.1339		3.40	265.00	174.90	180.00	9005040034000
0.1378		3.50	265.00	174.75	180.00	9005040035000
0.1406	9/64 #28	3.57	265.00	174.65	180.00	9005040035700
0.1417		3.60	265.00	174.60	180.00	9005040036000
0.1457		3.70	265.00	174.45	180.00	9005040037000
0.1496	#25	3.80	280.00	184.30	190.00	9005040038000
0.1535		3.90	280.00	184.15	190.00	9005040039000
0.1563	5/32	3.97	280.00	184.05	190.00	9005040039700
0.1575		4.00	280.00	184.00	190.00	9005040040000
0.1614		4.10	280.00	183.85	190.00	9005040041000
0.1654		4.20	280.00	183.70	190.00	9005040042000
0.1693	#18	4.30	295.00	193.55	200.00	9005040043000
0.1720	11/64	4.37	295.00	193.45	200.00	9005040043700
0.1732		4.40	295.00	193.40	200.00	9005040044000
0.1772	#16	4.50	295.00	193.25	200.00	9005040045000
0.1811		4.60	295.00	193.10	200.00	9005040046000
0.1874	3/16	4.76	315.00	202.86	210.00	9005040047600
0.1890	#12	4.80	315.00	202.80	210.00	9005040048000
0.1929		4.90	315.00	202.65	210.00	9005040049000
0.1969		5.00	315.00	202.50	210.00	9005040050000
0.2008		5.10	315.00	202.35	210.00	9005040051000
0.2047		5.20	315.00	202.20	210.00	9005040052000
0.2165		5.50	330.00	216.75	225.00	9005040055000
0.2189	7/32	5.56	330.00	216.66	225.00	9005040055600
0.2283		5.80	330.00	216.30	225.00	9005040058000
0.2343	15/64	5.95	330.00	216.08	225.00	9005040059500
0.2362		6.00	330.00	216.00	225.00	9005040060000
0.2402		6.10	350.00	225.85	235.00	9005040061000
0.2441		6.20	350.00	225.70	235.00	9005040062000
0.2480		6.30	350.00	225.55	235.00	9005040063000
0.2500	1/4 E	6.35	350.00	225.48	235.00	9005040063500
0.2520		6.40	350.00	225.40	235.00	9005040064000

Diameter (d_1) inch	wire/ltr	mm	l_1 mm	t_{max} mm	l_2 mm	EDP #
0.2559		6.50	350.00	225.25	235.00	9005040065000
0.2598		6.60	350.00	225.10	235.00	9005040066000
0.2638		6.70	350.00	224.95	235.00	9005040067000
0.2657	17/64 H	6.75	370.00	239.88	250.00	9005040067500
0.2677		6.80	370.00	239.80	250.00	9005040068000
0.2756		7.00	370.00	239.50	250.00	9005040070000
0.2811	9/32 K	7.14	370.00	239.29	250.00	9005040071400
0.2835		7.20	370.00	239.20	250.00	9005040072000
0.2953		7.50	370.00	238.75	250.00	9005040075000
0.2969	19/64	7.54	390.00	253.69	265.00	9005040075400
0.2992		7.60	390.00	253.60	265.00	9005040076000
0.3071		7.80	390.00	253.30	265.00	9005040078000
0.3110		7.90	390.00	253.15	265.00	9005040079000
0.3126	5/16	7.94	390.00	253.09	265.00	9005040079400
0.3150		8.00	390.00	253.00	265.00	9005040080000
0.3228	P	8.20	390.00	252.70	265.00	9005040082000
0.3280	21/64	8.33	390.00	252.51	265.00	9005040083300
0.3346		8.50	390.00	252.25	265.00	9005040085000
0.3386		8.60	410.00	267.10	280.00	9005040086000
0.3437	11/32	8.73	410.00	266.91	280.00	9005040087300
0.3504		8.90	410.00	266.65	280.00	9005040089000
0.3543		9.00	410.00	266.50	280.00	9005040090000
0.3583		9.10	410.00	266.35	280.00	9005040091000
0.3622		9.20	410.00	266.20	280.00	9005040092000
0.3740		9.50	410.00	265.75	280.00	9005040095000
0.3748	3/8	9.52	430.00	280.72	295.00	9005040095200
0.3906	25/64	9.92	430.00	280.12	295.00	9005040099200
0.3937		10.00	430.00	280.00	295.00	9005040100000
0.4063	13/32	10.32	430.00	279.52	295.00	9005040103200
0.4134		10.50	430.00	279.25	295.00	9005040105000
0.4220	27/64	10.72	455.00	293.92	310.00	9005040107200
0.4331		11.00	455.00	293.50	310.00	9005040110000
0.4374	7/16	11.11	455.00	293.34	310.00	9005040111100
0.4528		11.50	455.00	292.75	310.00	9005040115000
0.4724		12.00	480.00	312.00	330.00	9005040120000
0.4921		12.50	480.00	311.25	330.00	9005040125000
0.5118		13.00	480.00	310.50	330.00	9005040130000

GUHRING

GROOVING SYSTEMS

Guhring now offers a complete line of holders and inserts for boring, grooving, chamfering, threading, broaching and parting.



TAPER SHANK DRILLS



Morse Taper Shank drills

Series no. **245**

~5xD	DIN 345	N	118°	h8		MT	R
Cutting depth	Standard	Type	Point angle	Tolerance on Ø	Web Thinning	Shank form	Cutting direction

Tool material **HSS**

Surface >Ø 16.0

P	Steel	●
M	Stainless steel	
K	Cast iron	●
N	Aluminum	○
S	Titanium alloys	
H	Hardened steel	

●=Optimal
○=Limited

web thinning ≥ Ø 14.050 • relieved cone

alloyed/unalloyed steel and cast steel • grey cast iron, malleable and spheroidal iron • sintered powder metal, German silver and graphite

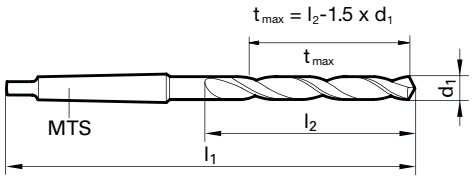

Speeds and feeds information on pg. 501

Morse Taper Length

Diameter (d_1) inch	wire/ltr	mm	Shank Size	l_1 mm	t_{max} mm	l_2 mm	EDP #
0.0937	3/32	2.38	MTS 1	111.00	26.43	30.00	9002450023800
0.0984		2.50	MTS 1	111.00	26.25	30.00	9002450025000
0.1094	7/64	2.78	MTS 1	114.00	28.83	33.00	9002450027800
0.1248	1/8	3.17	MTS 1	117.00	31.25	36.00	9002450031700
0.1406	9/64 #28	3.57	MTS 1	120.00	33.65	39.00	9002450035700
0.1496	#25	3.80	MTS 1	124.00	37.30	43.00	9002450038000
0.1563	5/32	3.97	MTS 1	124.00	37.05	43.00	9002450039700
0.1575		4.00	MTS 1	124.00	37.00	43.00	9002450040000
0.1673		4.25	MTS 1	124.00	36.63	43.00	9002450042500
0.1720	11/64	4.37	MTS 1	128.00	40.45	47.00	9002450043700
0.1772	#16	4.50	MTS 1	128.00	40.25	47.00	9002450045000
0.1874	3/16	4.76	MTS 1	133.00	44.86	52.00	9002450047600
0.1969		5.00	MTS 1	133.00	44.50	52.00	9002450050000
0.2008		5.10	MTS 1	133.00	44.35	52.00	9002450051000
0.2031	13/64	5.16	MTS 1	133.00	44.26	52.00	9002450051600
0.2047		5.20	MTS 1	133.00	44.20	52.00	9002450052000
0.2067		5.25	MTS 1	133.00	44.13	52.00	9002450052500
0.2087		5.30	MTS 1	133.00	44.05	52.00	9002450053000
0.2126		5.40	MTS 1	138.00	48.90	57.00	9002450054000
0.2165		5.50	MTS 1	138.00	48.75	57.00	9002450055000
0.2189	7/32	5.56	MTS 1	138.00	48.66	57.00	9002450055600
0.2205		5.60	MTS 1	138.00	48.60	57.00	9002450056000
0.2244		5.70	MTS 1	138.00	48.45	57.00	9002450057000
0.2264		5.75	MTS 1	138.00	48.38	57.00	9002450057500
0.2283		5.80	MTS 1	138.00	48.30	57.00	9002450058000
0.2323		5.90	MTS 1	138.00	48.15	57.00	9002450059000
0.2343	15/64	5.95	MTS 1	138.00	48.08	57.00	9002450059500
0.2362		6.00	MTS 1	138.00	48.00	57.00	9002450060000
0.2402		6.10	MTS 1	144.00	53.85	63.00	9002450061000
0.2441		6.20	MTS 1	144.00	53.70	63.00	9002450062000
0.2461	D	6.25	MTS 1	144.00	53.63	63.00	9002450062500
0.2480		6.30	MTS 1	144.00	53.55	63.00	9002450063000
0.2500	1/4 E	6.35	MTS 1	144.00	53.48	63.00	9002450063500
0.2520		6.40	MTS 1	144.00	53.40	63.00	9002450064000
0.2559		6.50	MTS 1	144.00	53.25	63.00	9002450065000
0.2598		6.60	MTS 1	144.00	53.10	63.00	9002450066000
0.2638		6.70	MTS 1	144.00	52.95	63.00	9002450067000
0.2657	17/64 H	6.75	MTS 1	150.00	58.88	69.00	9002450067500
0.2677		6.80	MTS 1	150.00	58.80	69.00	9002450068000
0.2717	I	6.90	MTS 1	150.00	58.65	69.00	9002450069000
0.2756		7.00	MTS 1	150.00	58.50	69.00	9002450070000
0.2811	9/32 K	7.14	MTS 1	150.00	58.29	69.00	9002450071400
0.2835		7.20	MTS 1	150.00	58.20	69.00	9002450072000

Diameter (d_1) inch	wire/ltr	mm	Shank Size	l_1 mm	t_{max} mm	l_2 mm	EDP #
0.2854		7.25	MTS 1	150.00	58.13	69.00	9002450072500
0.2874		7.30	MTS 1	150.00	58.05	69.00	9002450073000
0.2913		7.40	MTS 1	150.00	57.90	69.00	9002450074000
0.2953		7.50	MTS 1	150.00	57.75	69.00	9002450075000
0.2969	19/64	7.54	MTS 1	156.00	63.69	75.00	9002450075400
0.2992		7.60	MTS 1	156.00	63.60	75.00	9002450076000
0.3031		7.70	MTS 1	156.00	63.45	75.00	9002450077000
0.3051		7.75	MTS 1	156.00	63.38	75.00	9002450077500
0.3071		7.80	MTS 1	156.00	63.30	75.00	9002450078000
0.3110		7.90	MTS 1	156.00	63.15	75.00	9002450079000
0.3126	5/16	7.94	MTS 1	156.00	63.09	75.00	9002450079400
0.3150		8.00	MTS 1	156.00	63.00	75.00	9002450080000
0.3189		8.10	MTS 1	156.00	62.85	75.00	9002450081000
0.3228	P	8.20	MTS 1	156.00	62.70	75.00	9002450082000
0.3248		8.25	MTS 1	156.00	62.63	75.00	9002450082500
0.3268		8.30	MTS 1	156.00	62.55	75.00	9002450083000
0.3280	21/64	8.33	MTS 1	156.00	62.51	75.00	9002450083300
0.3307		8.40	MTS 1	156.00	62.40	75.00	9002450084000
0.3346		8.50	MTS 1	156.00	62.25	75.00	9002450085000
0.3386		8.60	MTS 1	162.00	68.10	81.00	9002450086000
0.3425		8.70	MTS 1	162.00	67.95	81.00	9002450087000
0.3437	11/32	8.73	MTS 1	162.00	67.91	81.00	9002450087300
0.3445		8.75	MTS 1	162.00	67.88	81.00	9002450087500
0.3465		8.80	MTS 1	162.00	67.80	81.00	9002450088000
0.3504		8.90	MTS 1	162.00	67.65	81.00	9002450089000
0.3543		9.00	MTS 1	162.00	67.50	81.00	9002450090000
0.3583		9.10	MTS 1	162.00	67.35	81.00	9002450091000
0.3594	23/64	9.13	MTS 1	162.00	67.31	81.00	9002450091300
0.3622		9.20	MTS 1	162.00	67.20	81.00	9002450092000
0.3642		9.25	MTS 1	162.00	67.13	81.00	9002450092500
0.3661		9.30	MTS 1	162.00	67.05	81.00	9002450093000
0.3701		9.40	MTS 1	162.00	66.90	81.00	9002450094000
0.3740		9.50	MTS 1	162.00	66.75	81.00	9002450095000
0.3748	3/8	9.52	MTS 1	168.00	72.72	87.00	9002450095200
0.3819		9.70	MTS 1	168.00	72.45	87.00	9002450097000
0.3839		9.75	MTS 1	168.00	72.38	87.00	9002450097500
0.3858	W	9.80	MTS 1	168.00	72.30	87.00	9002450098000
0.3898		9.90	MTS 1	168.00	72.15	87.00	9002450099000
0.3906	25/64	9.92	MTS 1	168.00	72.12	87.00	9002450099200
0.3937		10.00	MTS 1	168.00	72.00	87.00	9002450100000
0.3976		10.10	MTS 1	168.00	71.85	87.00	9002450101000
0.4016		10.20	MTS 1	168.00	71.70	87.00	9002450102000
0.4035		10.25	MTS 1	168.00	71.63	87.00	9002450102500

Morse Taper Shank drills

Series no. **245**

Diameter (d_1) inch	wire/ltr	mm	Shank Size	l_1 mm	t_{max} mm	l_2 mm	EDP #
0.4055		10.30	MTS 1	168.00	71.55	87.00	9002450103000
0.4063	13/32	10.32	MTS 1	168.00	71.52	87.00	9002450103200
0.4094		10.40	MTS 1	168.00	71.40	87.00	9002450104000
0.4134		10.50	MTS 1	168.00	71.25	87.00	9002450105000
0.4173		10.60	MTS 1	168.00	71.10	87.00	9002450106000
0.4213		10.70	MTS 1	175.00	77.95	94.00	9002450107000
0.4220	27/64	10.72	MTS 1	175.00	77.92	94.00	9002450107200
0.4232		10.75	MTS 1	175.00	77.88	94.00	9002450107500
0.4252		10.80	MTS 1	175.00	77.80	94.00	9002450108000
0.4291		10.90	MTS 1	175.00	77.65	94.00	9002450109000
0.4331		11.00	MTS 1	175.00	77.50	94.00	9002450110000
0.4370		11.10	MTS 1	175.00	77.35	94.00	9002450111000
0.4374	7/16	11.11	MTS 1	175.00	77.34	94.00	9002450111100
0.4409		11.20	MTS 1	175.00	77.20	94.00	9002450112000
0.4429		11.25	MTS 1	175.00	77.13	94.00	9002450112500
0.4449		11.30	MTS 1	175.00	77.05	94.00	9002450113000
0.4488		11.40	MTS 1	175.00	76.90	94.00	9002450114000
0.4528		11.50	MTS 1	175.00	76.75	94.00	9002450115000
0.4531	29/64	11.51	MTS 1	175.00	76.74	94.00	9002450115100
0.4567		11.60	MTS 1	175.00	76.60	94.00	9002450116000
0.4606		11.70	MTS 1	175.00	76.45	94.00	9002450117000
0.4626		11.75	MTS 1	175.00	76.38	94.00	9002450117500
0.4646		11.80	MTS 1	175.00	76.30	94.00	9002450118000
0.4685		11.90	MTS 1	182.00	83.15	101.00	9002450119000
0.4689	15/32	11.91	MTS 1	182.00	83.14	101.00	9002450119100
0.4724		12.00	MTS 1	182.00	83.00	101.00	9002450120000
0.4764		12.10	MTS 1	182.00	82.85	101.00	9002450121000
0.4803		12.20	MTS 1	182.00	82.70	101.00	9002450122000
0.4823		12.25	MTS 1	182.00	82.63	101.00	9002450122500
0.4843	31/64	12.30	MTS 1	182.00	82.55	101.00	9002450123000
0.4882		12.40	MTS 1	182.00	82.40	101.00	9002450124000
0.4921		12.50	MTS 1	182.00	82.25	101.00	9002450125000
0.4961		12.60	MTS 1	182.00	82.10	101.00	9002450126000
0.5000	1/2	12.70	MTS 1	182.00	81.95	101.00	9002450127000
0.5020		12.75	MTS 1	182.00	81.88	101.00	9002450127500
0.5039		12.80	MTS 1	182.00	81.80	101.00	9002450128000
0.5059		12.85	MTS 1	182.00	81.73	101.00	9002450128500
0.5079		12.90	MTS 1	182.00	81.65	101.00	9002450129000
0.5118		13.00	MTS 1	182.00	81.50	101.00	9002450130000
0.5157	33/64	13.10	MTS 1	182.00	81.35	101.00	9002450131000
0.5197		13.20	MTS 1	182.00	81.20	101.00	9002450132000
0.5217		13.25	MTS 1	189.00	88.13	108.00	9002450132500
0.5236		13.30	MTS 1	189.00	88.05	108.00	9002450133000
0.5276		13.40	MTS 1	189.00	87.90	108.00	9002450134000
0.5311	17/32	13.49	MTS 1	189.00	87.77	108.00	9002450134900
0.5315		13.50	MTS 1	189.00	87.75	108.00	9002450135000
0.5354		13.60	MTS 1	189.00	87.60	108.00	9002450136000
0.5394		13.70	MTS 1	189.00	87.45	108.00	9002450137000
0.5413		13.75	MTS 1	189.00	87.38	108.00	9002450137500
0.5433		13.80	MTS 1	189.00	87.30	108.00	9002450138000
0.5469	35/64	13.89	MTS 1	189.00	87.17	108.00	9002450138900
0.5472		13.90	MTS 1	189.00	87.15	108.00	9002450139000
0.5512		14.00	MTS 1	189.00	87.00	108.00	9002450140000
0.5551		14.10	MTS 2	212.00	92.85	114.00	9002450141000
0.5591		14.20	MTS 2	212.00	92.70	114.00	9002450142000
0.5610		14.25	MTS 2	212.00	92.63	114.00	9002450142500
0.5626	9/16	14.29	MTS 2	212.00	92.57	114.00	9002450142900
0.5630		14.30	MTS 2	212.00	92.55	114.00	9002450143000
0.5669		14.40	MTS 2	212.00	92.40	114.00	9002450144000
0.5709		14.50	MTS 2	212.00	92.25	114.00	9002450145000
0.5748		14.60	MTS 2	212.00	92.10	114.00	9002450146000
0.5780	37/64	14.68	MTS 2	212.00	91.98	114.00	9002450146800
0.5787		14.70	MTS 2	212.00	91.95	114.00	9002450147000
0.5807		14.75	MTS 2	212.00	91.88	114.00	9002450147500
0.5827		14.80	MTS 2	212.00	91.80	114.00	9002450148000
0.5866		14.90	MTS 2	212.00	91.65	114.00	9002450149000

Diameter (d_1) inch	wire/ltr	mm	Shank Size	l_1 mm	t_{max} mm	l_2 mm	EDP #
0.5906		15.00	MTS 2	212.00	91.50	114.00	9002450150000
0.5937	19/32	15.08	MTS 2	218.00	97.38	120.00	9002450150800
0.5945		15.10	MTS 2	218.00	97.35	120.00	9002450151000
0.5984		15.20	MTS 2	218.00	97.20	120.00	9002450152000
0.6004		15.25	MTS 2	218.00	97.13	120.00	9002450152500
0.6024		15.30	MTS 2	218.00	97.05	120.00	9002450153000
0.6063		15.40	MTS 2	218.00	96.90	120.00	9002450154000
0.6094	39/64	15.48	MTS 2	218.00	96.78	120.00	9002450154800
0.6102		15.50	MTS 2	218.00	96.75	120.00	9002450155000
0.6142		15.60	MTS 2	218.00	96.60	120.00	9002450156000
0.6181		15.70	MTS 2	218.00	96.45	120.00	9002450157000
0.6201		15.75	MTS 2	218.00	96.38	120.00	9002450157500
0.6220		15.80	MTS 2	218.00	96.30	120.00	9002450158000
0.6248	5/8	15.87	MTS 2	218.00	96.20	120.00	9002450158700
0.6260		15.90	MTS 2	218.00	96.15	120.00	9002450159000
0.6299		16.00	MTS 2	218.00	96.00	120.00	9002450160000
0.6319		16.05	MTS 2	223.00	100.93	125.00	9002450160500
0.6339		16.10	MTS 2	223.00	100.85	125.00	9002450161000
0.6378		16.20	MTS 2	223.00	100.70	125.00	9002450162000
0.6398		16.25	MTS 2	223.00	100.63	125.00	9002450162500
0.6406	41/64	16.27	MTS 2	223.00	100.60	125.00	9002450162700
0.6417		16.30	MTS 2	223.00	100.55	125.00	9002450163000
0.6457		16.40	MTS 2	223.00	100.40	125.00	9002450164000
0.6496		16.50	MTS 2	223.00	100.25	125.00	9002450165000
0.6535		16.60	MTS 2	223.00	100.10	125.00	9002450166000
0.6563	21/32	16.67	MTS 2	223.00	100.00	125.00	9002450166700
0.6575		16.70	MTS 2	223.00	99.95	125.00	9002450167000
0.6594		16.75	MTS 2	223.00	99.88	125.00	9002450167500
0.6614		16.80	MTS 2	223.00	99.80	125.00	9002450168000
0.6654		16.90	MTS 2	223.00	99.65	125.00	9002450169000
0.6693		17.00	MTS 2	223.00	99.50	125.00	9002450170000
0.6720	43/64	17.07	MTS 2	228.00	104.40	130.00	9002450170700
0.6732		17.10	MTS 2	228.00	104.35	130.00	9002450171000
0.6772		17.20	MTS 2	228.00	104.20	130.00	9002450172000
0.6791		17.25	MTS 2	228.00	104.13	130.00	9002450172500
0.6811		17.30	MTS 2	228.00	104.05	130.00	9002450173000
0.6850		17.40	MTS 2	228.00	103.90	130.00	9002450174000
0.6874	11/16	17.46	MTS 2	228.00	103.81	130.00	9002450174600
0.6890		17.50	MTS 2	228.00	103.75	130.00	9002450175000
0.6929		17.60	MTS 2	228.00	103.60	130.00	9002450176000
0.6969		17.70	MTS 2	228.00	103.45	130.00	9002450177000
0.6988		17.75	MTS 2	228.00	103.38	130.00	9002450177500
0.7008		17.80	MTS 2	228.00	103.30	130.00	9002450178000
0.7031	45/64	17.86	MTS 2	228.00	103.21	130.00	9002450178600
0.7047		17.90	MTS 2	228.00	103.15	130.00	9002450179000
0.7087		18.00	MTS 2	228.00	103.00	130.00	9002450180000
0.7126		18.10	MTS 2	233.00	107.85	135.00	9002450181000
0.7165		18.20	MTS 2	233.00	107.70	135.00	9002450182000
0.7185		18.25	MTS 2	233.00	107.63	135.00	9002450182500
0.7189	23/32	18.26	MTS 2	233.00	107.61	135.00	9002450182600
0.7205		18.30	MTS 2	233.00	107.55	135.00	9002450183000
0.7283		18.50	MTS 2	233.00	107.25	135.00	9002450185000
0.7323		18.60	MTS 2	233.00	107.10	135.00	9002450186000
0.7343	47/64	18.65	MTS 2	233.00	107.03	135.00	9002450186500
0.7382		18.75	MTS 2	233.00	106.88	135.00	9002450187500
0.7402		18.80	MTS 2	233.00	106.80	135.00	9002450188000
0.7441		18.90	MTS 2	233.00	106.65	135.00	9002450189000
0.7480		19.00	MTS 2	233.00	106.50	135.00	9002450190000
0.7500	3/4	19.05	MTS 2	238.00	111.43	140.00	9002450190500
0.7520		19.10	MTS 2	238.00	111.35	140.00	9002450191000
0.7559		19.20	MTS 2	238.00	111.20	140.00	9002450192000
0.7579		19.25	MTS 2	238.00	111.13	140.00	9002450192500
0.7657	49/64	19.45	MTS 2	238.00	110.83	140.00	9002450194500
0.7677		19.50	MTS 2	238.00	110.75	140.00	9002450195000
0.7717		19.60	MTS 2	238.00	110.60	140.00	9002450196000
0.7756		19.70	MTS 2	238.00	110.45	140.00	9002450197000

Morse Taper Shank drills

Series no. 245

Diameter (d_1) inch	wire/ltr	mm	Shank Size	l_1 mm	t_{max} mm	l_2 mm	EDP #
0.7776		19.75	MTS 2	238.00	110.38	140.00	9002450197500
0.7795		19.80	MTS 2	238.00	110.30	140.00	9002450198000
0.7811	25/32	19.84	MTS 2	238.00	110.24	140.00	9002450198400
0.7835		19.90	MTS 2	238.00	110.15	140.00	9002450199000
0.7874		20.00	MTS 2	238.00	110.00	140.00	9002450200000
0.7913		20.10	MTS 2	243.00	114.85	145.00	9002450201000
0.7953		20.20	MTS 2	243.00	114.70	145.00	9002450202000
0.7969	51/64	20.24	MTS 2	243.00	114.64	145.00	9002450202400
0.7972		20.25	MTS 2	243.00	114.63	145.00	9002450202500
0.7992		20.30	MTS 2	243.00	114.55	145.00	9002450203000
0.8031		20.40	MTS 2	243.00	114.40	145.00	9002450204000
0.8071		20.50	MTS 2	243.00	114.25	145.00	9002450205000
0.8110		20.60	MTS 2	243.00	114.10	145.00	9002450206000
0.8126	13/16	20.64	MTS 2	243.00	114.04	145.00	9002450206400
0.8150		20.70	MTS 2	243.00	113.95	145.00	9002450207000
0.8169		20.75	MTS 2	243.00	113.88	145.00	9002450207500
0.8189		20.80	MTS 2	243.00	113.80	145.00	9002450208000
0.8268		21.00	MTS 2	243.00	113.50	145.00	9002450210000
0.8280	53/64	21.03	MTS 2	243.00	113.46	145.00	9002450210300
0.8307		21.10	MTS 2	243.00	113.35	145.00	9002450211000
0.8346		21.20	MTS 2	243.00	113.20	145.00	9002450212000
0.8366		21.25	MTS 2	248.00	118.13	150.00	9002450212500
0.8425		21.40	MTS 2	248.00	117.90	150.00	9002450214000
0.8437	27/32	21.43	MTS 2	248.00	117.86	150.00	9002450214300
0.8465		21.50	MTS 2	248.00	117.75	150.00	9002450215000
0.8543		21.70	MTS 2	248.00	117.45	150.00	9002450217000
0.8563		21.75	MTS 2	248.00	117.38	150.00	9002450217500
0.8594	55/64	21.83	MTS 2	248.00	117.26	150.00	9002450218300
0.8661		22.00	MTS 2	248.00	117.00	150.00	9002450220000
0.8701		22.10	MTS 2	248.00	116.85	150.00	9002450221000
0.8740		22.20	MTS 2	248.00	116.70	150.00	9002450222000
0.8748	7/8	22.22	MTS 2	248.00	116.67	150.00	9002450222200
0.8760		22.25	MTS 2	248.00	116.63	150.00	9002450222500
0.8780		22.30	MTS 2	248.00	116.55	150.00	9002450223000
0.8819		22.40	MTS 2	248.00	116.40	150.00	9002450224000
0.8858		22.50	MTS 2	253.00	121.25	155.00	9002450225000
0.8906	57/64	22.62	MTS 2	253.00	121.07	155.00	9002450226200
0.8957		22.75	MTS 2	253.00	120.88	155.00	9002450227500
0.9055		23.00	MTS 2	253.00	120.50	155.00	9002450230000
0.9063	29/32	23.02	MTS 2	253.00	120.47	155.00	9002450230200
0.9154		23.25	MTS 3	276.00	120.13	155.00	9002450232500
0.9220	59/64	23.42	MTS 3	276.00	119.87	155.00	9002450234200
0.9252		23.50	MTS 3	276.00	119.75	155.00	9002450235000
0.9350		23.75	MTS 3	281.00	124.38	160.00	9002450237500
0.9374	15/16	23.81	MTS 3	281.00	124.29	160.00	9002450238100
0.9449		24.00	MTS 3	281.00	124.00	160.00	9002450240000
0.9531	61/64	24.21	MTS 3	281.00	123.69	160.00	9002450242100
0.9547		24.25	MTS 3	281.00	123.63	160.00	9002450242500
0.9567		24.30	MTS 3	281.00	123.55	160.00	9002450243000
0.9646		24.50	MTS 3	281.00	123.25	160.00	9002450245000
0.9689	31/32	24.61	MTS 3	281.00	123.09	160.00	9002450246100
0.9744		24.75	MTS 3	281.00	122.88	160.00	9002450247500
0.9843	63/64	25.00	MTS 3	281.00	122.50	160.00	9002450250000
0.9941		25.25	MTS 3	286.00	127.13	165.00	9002450252500
1.0000	1.0000	25.40	MTS 3	286.00	126.90	165.00	9002450254000
1.0039		25.50	MTS 3	286.00	126.75	165.00	9002450255000
1.0138		25.75	MTS 3	286.00	126.38	165.00	9002450257500
1.0157	1 1/64	25.80	MTS 3	286.00	126.30	165.00	9002450258000
1.0236		26.00	MTS 3	286.00	126.00	165.00	9002450260000
1.0311	1 1/32	26.19	MTS 3	286.00	125.72	165.00	9002450261900

Diameter (d_1) inch	wire/ltr	mm	Shank Size	l_1 mm	t_{max} mm	l_2 mm	EDP #
1.0335		26.25	MTS 3	286.00	125.63	165.00	9002450262500
1.0433		26.50	MTS 3	286.00	125.25	165.00	9002450265000
1.0469	1 3/64	26.59	MTS 3	291.00	130.12	170.00	9002450265900
1.0531		26.75	MTS 3	291.00	129.88	170.00	9002450267500
1.0626	1 1/16	26.99	MTS 3	291.00	129.52	170.00	9002450269900
1.0630		27.00	MTS 3	291.00	129.50	170.00	9002450270000
1.0728		27.25	MTS 3	291.00	129.13	170.00	9002450272500
1.0780	1 5/64	27.38	MTS 3	291.00	128.93	170.00	9002450273800
1.0827		27.50	MTS 3	291.00	128.75	170.00	9002450275000
1.0925		27.75	MTS 3	291.00	128.38	170.00	9002450277500
1.0937	1 3/32	27.78	MTS 3	291.00	128.33	170.00	9002450277800
1.0945		27.80	MTS 3	291.00	128.30	170.00	9002450278000
1.1024		28.00	MTS 3	291.00	128.00	170.00	9002450280000
1.1122		28.25	MTS 3	296.00	132.63	175.00	9002450282500
1.1220		28.50	MTS 3	296.00	132.25	175.00	9002450285000
1.1248	1 1/8	28.57	MTS 3	296.00	132.15	175.00	9002450285700
1.1319		28.75	MTS 3	296.00	131.88	175.00	9002450287500
1.1417		29.00	MTS 3	296.00	131.50	175.00	9002450290000
1.1516		29.25	MTS 3	296.00	131.13	175.00	9002450292500
1.1563	1 5/32	29.37	MTS 3	296.00	130.95	175.00	9002450293700
1.1614		29.50	MTS 3	296.00	130.75	175.00	9002450295000
1.1713		29.75	MTS 3	296.00	130.38	175.00	9002450297500
1.1811		30.00	MTS 3	296.00	130.00	175.00	9002450300000
1.1874	1 3/16	30.16	MTS 3	301.00	134.76	180.00	9002450301600
1.1909		30.25	MTS 3	301.00	134.63	180.00	9002450302500
1.2008		30.50	MTS 3	301.00	134.25	180.00	9002450305000
1.2106		30.75	MTS 3	301.00	133.88	180.00	9002450307500
1.2205		31.00	MTS 3	301.00	133.50	180.00	9002450310000
1.2303		31.25	MTS 3	301.00	133.13	180.00	9002450312500
1.2402		31.50	MTS 3	301.00	132.75	180.00	9002450315000
1.2500	1 1/4	31.75	MTS 3	306.00	137.38	185.00	9002450317500
1.2598		32.00	MTS 4	334.00	137.00	185.00	9002450320000
1.2657	1 17/64	32.15	MTS 4	334.00	136.78	185.00	9002450321500
1.2697		32.25	MTS 4	334.00	136.63	185.00	9002450322500
1.2795		32.50	MTS 4	334.00	136.25	185.00	9002450325000
1.2811	1 9/32	32.54	MTS 4	334.00	136.19	185.00	9002450325400
1.2992		33.00	MTS 4	334.00	135.50	185.00	9002450330000
1.3126	1 5/16	33.34	MTS 4	334.00	134.99	185.00	9002450333400
1.3189		33.50	MTS 4	334.00	134.75	185.00	9002450335000
1.3280	1 21/64	33.73	MTS 4	339.00	139.41	190.00	9002450337300
1.3386		34.00	MTS 4	339.00	139.00	190.00	9002450340000
1.3437	1 11/32	34.13	MTS 4	339.00	138.81	190.00	9002450341300
1.3583		34.50	MTS 4	339.00	138.25	190.00	9002450345000
1.3748	1 3/8	34.92	MTS 4	339.00	137.62	190.00	9002450349200
1.3780		35.00	MTS 4	339.00	137.50	190.00	9002450350000
1.3976		35.50	MTS 4	339.00	136.75	190.00	9002450355000
1.4173		36.00	MTS 4	344.00	141.00	195.00	9002450360000
1.4370		36.50	MTS 4	344.00	140.25	195.00	9002450365000
1.4567		37.00	MTS 4	344.00	139.50	195.00	9002450370000
1.4689	1 15/32	37.31	MTS 4	344.00	139.04	195.00	9002450373100
1.4764		37.50	MTS 4	344.00	138.75	195.00	9002450375000
1.4961		38.00	MTS 4	349.00	143.00	200.00	9002450380000
1.5000	1 1/2	38.10	MTS 4	349.00	142.85	200.00	9002450381000
1.6094	1 39/64	40.88	MTS 4	354.00	143.68	205.00	9002450408800
1.7189	1 23/32	43.66	MTS 4	359.00	144.51	210.00	9002450436600
1.7811	1 25/32	45.24	MTS 4	364.00	147.14	215.00	9002450452400
1.8437	1 27/32	46.83	MTS 4	364.00	144.76	215.00	9002450468300
1.9220	1 59/64	48.82	MTS 4	369.00	146.77	220.00	9002450488200
2.1874	2 3/16	55.56	MTS 5	417.00	146.66	230.00	9002450555600
3.1248	3 1/8	79.37	MTS 6	514.00	140.95	260.00	9002450793700

Morse Taper Shank drills

Series no. **654**

~5xD	DIN 345	N	118°	h8		MT	R
Cutting depth	Standard	Type	Point angle	Tolerance on Ø	Web Thinning	Shank form	Cutting direction

Tool material **HSS**

Surface **S**

P	Steel	●
M	Stainless steel	
K	Cast iron	●
N	Aluminum	○
S	Titanium alloys	
H	Hardened steel	

●=Optimal
○=Limited

web thinning ≥ Ø 3.000 • relieved cone

alloyed/unalloyed steel and cast steel • grey cast iron, malleable and spheroidal iron • sintered powder metal, German silver and graphite

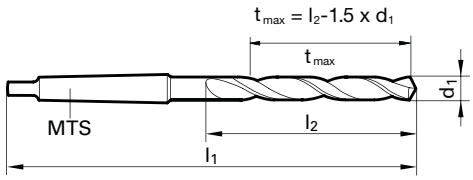

Speeds and feeds information on pg. 536

Diameter (d_1) inch	wire/ltr	mm	Shank Size	l_1 mm	t_{max} mm	l_2 mm	EDP #
0.1181		3.00	MTS 1	114.00	28.50	33.00	9006540030000
0.1720	11/64	4.37	MTS 1	128.00	40.45	47.00	9006540043700
0.1874	3/16	4.76	MTS 1	133.00	44.86	52.00	9006540047600
0.2031	13/64	5.16	MTS 1	133.00	44.26	52.00	9006540051600
0.2559		6.50	MTS 1	144.00	53.25	63.00	9006540065000
0.2657	17/64	H 6.75	MTS 1	150.00	58.88	69.00	9006540067500
0.2811	9/32	K 7.14	MTS 1	150.00	58.29	69.00	9006540071400
0.2969	19/64	7.54	MTS 1	156.00	63.69	75.00	9006540075400
0.3031		7.70	MTS 1	156.00	63.45	75.00	9006540077000
0.3125	5/16	7.94	MTS 1	156.00	63.09	75.00	9006540079400
0.3150		8.00	MTS 1	156.00	63.00	75.00	9006540080000
0.3228		P 8.20	MTS 1	156.00	62.70	75.00	9006540082000
0.3280	21/64	8.33	MTS 1	156.00	62.51	75.00	9006540083300
0.3437	11/32	8.73	MTS 1	162.00	67.91	81.00	9006540087300
0.3750	3/8	9.52	MTS 1	168.00	72.72	87.00	9006540095200
0.3858		W 9.80	MTS 1	168.00	72.30	87.00	9006540098000
0.3937		10.00	MTS 1	168.00	72.00	87.00	9006540100000
0.4016		10.20	MTS 1	168.00	71.70	87.00	9006540102000
0.4035		10.25	MTS 1	168.00	71.63	87.00	9006540102500
0.4063	13/32	10.32	MTS 1	168.00	71.52	87.00	9006540103200
0.4134		10.50	MTS 1	168.00	71.25	87.00	9006540105000
0.4220	27/64	10.72	MTS 1	175.00	77.92	94.00	9006540107200
0.4252		10.80	MTS 1	175.00	77.80	94.00	9006540108000
0.4331		11.00	MTS 1	175.00	77.50	94.00	9006540110000
0.4374	7/16	11.11	MTS 1	175.00	77.34	94.00	9006540111100
0.4409		11.20	MTS 1	175.00	77.20	94.00	9006540112000
0.4429		11.25	MTS 1	175.00	77.13	94.00	9006540112500
0.4528		11.50	MTS 1	175.00	76.75	94.00	9006540115000
0.4531	29/64	11.51	MTS 1	175.00	76.74	94.00	9006540115100
0.4626		11.75	MTS 1	175.00	76.38	94.00	9006540117500
0.4646		11.80	MTS 1	175.00	76.30	94.00	9006540118000
0.4689	15/32	11.91	MTS 1	182.00	83.14	101.00	9006540119100
0.4724		12.00	MTS 1	182.00	83.00	101.00	9006540120000
0.4803		12.20	MTS 1	182.00	82.70	101.00	9006540122000
0.4823		12.25	MTS 1	182.00	82.63	101.00	9006540122500
0.4843	31/64	12.30	MTS 1	182.00	82.55	101.00	9006540123000
0.4921		12.50	MTS 1	182.00	82.25	101.00	9006540125000
0.5000	1/2	12.70	MTS 1	182.00	81.95	101.00	9006540127000
0.5020		12.75	MTS 1	182.00	81.88	101.00	9006540127500
0.5039		12.80	MTS 1	182.00	81.80	101.00	9006540128000
0.5118		13.00	MTS 1	182.00	81.50	101.00	9006540130000
0.5157	33/64	13.10	MTS 1	182.00	81.35	101.00	9006540131000

Diameter (d_1) inch	wire/ltr	mm	Shank Size	l_1 mm	t_{max} mm	l_2 mm	EDP #
0.5217		13.25	MTS 1	189.00	88.13	108.00	9006540132500
0.5311	17/32	13.49	MTS 1	189.00	87.77	108.00	9006540134900
0.5315		13.50	MTS 1	189.00	87.75	108.00	9006540135000
0.5413		13.75	MTS 1	189.00	87.38	108.00	9006540137500
0.5469	35/64	13.89	MTS 1	189.00	87.17	108.00	9006540138900
0.5512		14.00	MTS 1	189.00	87.00	108.00	9006540140000
0.5591		14.20	MTS 2	212.00	92.70	114.00	9006540142000
0.5610		14.25	MTS 2	212.00	92.63	114.00	9006540142500
0.5626	9/16	14.29	MTS 2	212.00	92.57	114.00	9006540142900
0.5709		14.50	MTS 2	212.00	92.25	114.00	9006540145000
0.5748		14.60	MTS 2	212.00	92.10	114.00	9006540146000
0.5780	37/64	14.68	MTS 2	212.00	91.98	114.00	9006540146800
0.5807		14.75	MTS 2	212.00	91.88	114.00	9006540147500
0.5906		15.00	MTS 2	212.00	91.50	114.00	9006540150000
0.5937	19/32	15.08	MTS 2	218.00	97.38	120.00	9006540150800
0.5945		15.10	MTS 2	218.00	97.35	120.00	9006540151000
0.6004		15.25	MTS 2	218.00	97.13	120.00	9006540152500
0.6094	39/64	15.48	MTS 2	218.00	96.78	120.00	9006540154800
0.6102		15.50	MTS 2	218.00	96.75	120.00	9006540155000
0.6201		15.75	MTS 2	218.00	96.38	120.00	9006540157500
0.6250	5/8	15.87	MTS 2	218.00	96.20	120.00	9006540158700
0.6299		16.00	MTS 2	218.00	96.00	120.00	9006540160000
0.6398		16.25	MTS 2	223.00	100.63	125.00	9006540162500
0.6406	41/64	16.27	MTS 2	223.00	100.60	125.00	9006540162700
0.6496		16.50	MTS 2	223.00	100.25	125.00	9006540165000
0.6563	21/32	16.67	MTS 2	223.00	100.00	125.00	9006540166700
0.6594		16.75	MTS 2	223.00	99.88	125.00	9006540167500
0.6693		17.00	MTS 2	223.00	99.50	125.00	9006540170000
0.6720	43/64	17.07	MTS 2	228.00	104.40	130.00	9006540170700
0.6791		17.25	MTS 2	228.00	104.13	130.00	9006540172500
0.6874	11/16	17.46	MTS 2	228.00	103.81	130.00	9006540174600
0.6890		17.50	MTS 2	228.00	103.75	130.00	9006540175000
0.6988		17.75	MTS 2	228.00	103.38	130.00	9006540177500
0.7087		18.00	MTS 2	228.00	103.00	130.00	9006540180000
0.7185		18.25	MTS 2	233.00	107.63	135.00	9006540182500
0.7189	23/32	18.26	MTS 2	233.00	107.61	135.00	9006540182600
0.7283		18.50	MTS 2	233.00	107.25	135.00	9006540185000
0.7343	47/64	18.65	MTS 2	233.00	107.03	135.00	9006540186500
0.7382		18.75	MTS 2	233.00	106.88	135.00	9006540187500
0.7480		19.00	MTS 2	233.00	106.50	135.00	9006540190000
0.7500	3/4	19.05	MTS 2	238.00	111.43	140.00	9006540190500
0.7579		19.25	MTS 2	238.00	111.13	140.00	9006540192500

Morse Taper Shank drills

Series no. **654**

Diameter (d_1) inch	wire/ltr	mm	Shank Size	l_1 mm	t_{max} mm	l_2 mm	EDP #
0.7657	49/64	19.45	MTS 2	238.00	110.83	140.00	**9006540194500**
0.7677		19.50	MTS 2	238.00	110.75	140.00	**9006540195000**
0.7776		19.75	MTS 2	238.00	110.38	140.00	**9006540197500**
0.7811	25/32	19.84	MTS 2	238.00	110.24	140.00	**9006540198400**
0.7874		20.00	MTS 2	238.00	110.00	140.00	**9006540200000**
0.7972		20.25	MTS 2	243.00	114.63	145.00	**9006540202500**
0.8071		20.50	MTS 2	243.00	114.25	145.00	**9006540205000**
0.8126	13/16	20.64	MTS 2	243.00	114.04	145.00	**9006540206400**
0.8169		20.75	MTS 2	243.00	113.88	145.00	**9006540207500**
0.8268		21.00	MTS 2	243.00	113.50	145.00	**9006540210000**
0.8366		21.25	MTS 2	248.00	118.13	150.00	**9006540212500**
0.8437	27/32	21.43	MTS 2	248.00	117.86	150.00	**9006540214300**
0.8465		21.50	MTS 2	248.00	117.75	150.00	**9006540215000**
0.8563		21.75	MTS 2	248.00	117.38	150.00	**9006540217500**
0.8594	55/64	21.83	MTS 2	248.00	117.26	150.00	**9006540218300**
0.8661		22.00	MTS 2	248.00	117.00	150.00	**9006540220000**
0.8748	7/8	22.22	MTS 2	248.00	116.67	150.00	**9006540222200**
0.8858		22.50	MTS 2	253.00	121.25	155.00	**9006540225000**
0.9055		23.00	MTS 2	253.00	120.50	155.00	**9006540230000**
0.9252		23.50	MTS 3	276.00	119.75	155.00	**9006540235000**

Diameter (d_1) inch	wire/ltr	mm	Shank Size	l_1 mm	t_{max} mm	l_2 mm	EDP #
0.9350		23.75	MTS 3	281.00	124.38	160.00	**9006540237500**
0.9374	15/16	23.81	MTS 3	281.00	124.29	160.00	**9006540238100**
0.9449		24.00	MTS 3	281.00	124.00	160.00	**9006540240000**
0.9646		24.50	MTS 3	281.00	123.25	160.00	**9006540245000**
0.9744		24.75	MTS 3	281.00	122.88	160.00	**9006540247500**
0.9843	63/64	25.00	MTS 3	281.00	122.50	160.00	**9006540250000**
1.0000	1.0000	25.40	MTS 3	286.00	126.90	165.00	**9006540254000**
1.0039		25.50	MTS 3	286.00	126.75	165.00	**9006540255000**
1.0236		26.00	MTS 3	286.00	126.00	165.00	**9006540260000**
1.0433		26.50	MTS 3	286.00	125.25	165.00	**9006540265000**
1.0625	1 1/16	26.99	MTS 3	291.00	129.52	170.00	**9006540269900**
1.0630		27.00	MTS 3	291.00	129.50	170.00	**9006540270000**
1.1024		28.00	MTS 3	291.00	128.00	170.00	**9006540280000**
1.1220		28.50	MTS 3	296.00	132.25	175.00	**9006540285000**
1.1252	1 1/8	28.57	MTS 3	296.00	132.15	175.00	**9006540285700**
1.1417		29.00	MTS 3	296.00	131.50	175.00	**9006540290000**
1.1614		29.50	MTS 3	296.00	130.75	175.00	**9006540295000**
1.1713		29.75	MTS 3	296.00	130.38	175.00	**9006540297500**
1.2008		30.50	MTS 3	301.00	134.25	180.00	**9006540305000**

Morse Taper Shank drills

Series no. **345**

~5xD	DIN 345	N	118°	h8		MT	R
Cutting depth	Standard	Type	Point angle	Tolerance on Ø	Web Thinning	Shank form	Cutting direction

Tool material: **HSCO**

Surface: ●

P	Steel	●
M	Stainless steel	○
K	Cast iron	●
N	Aluminum	○
S	Titanium alloys	
H	Hardened steel	

●=Optimal
○=Limited

web thinning ≥ Ø 3.000 • relieved cone • Co-alloyed high speed steel • increased wear resistance

alloyed/unalloyed steels and castings over 800 N/mm² • hot and cold rolled steels • antifriction bearing steels • high-alloyed steels • heat S treatable and case hardened steels

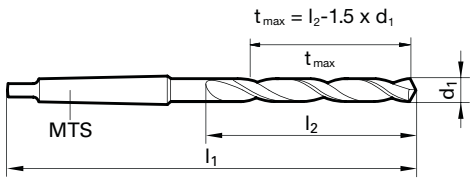

Speeds and feeds information on pg. 512

Diameter (d_1) inch	wire/ltr	mm	Shank Size	l_1 mm	t_{max} mm	l_2 mm	EDP #
0.1181		3.00	MTS 1	114.00	28.50	33.00	9003450030000
0.1575		4.00	MTS 1	124.00	37.00	43.00	9003450040000
0.1969		5.00	MTS 1	133.00	44.50	52.00	9003450050000
0.2047		5.20	MTS 1	133.00	44.20	52.00	9003450052000
0.2165		5.50	MTS 1	138.00	48.75	57.00	9003450055000
0.2362		6.00	MTS 1	138.00	48.00	57.00	9003450060000
0.2441		6.20	MTS 1	144.00	53.70	63.00	9003450062000
0.2500	1/4 E	6.35	MTS 1	144.00	53.48	63.00	9003450063500
0.2559		6.50	MTS 1	144.00	53.25	63.00	9003450065000
0.2657	17/64 H	6.75	MTS 1	150.00	58.88	69.00	9003450067500
0.2756		7.00	MTS 1	150.00	58.50	69.00	9003450070000
0.3125	5/16	7.94	MTS 1	156.00	63.09	75.00	9003450079400
0.3425		8.70	MTS 1	162.00	67.95	81.00	9003450087000
0.3701		9.40	MTS 1	162.00	66.90	81.00	9003450094000
0.3750	3/8	9.52	MTS 1	168.00	72.72	87.00	9003450095200
0.3906	25/64	9.92	MTS 1	168.00	72.12	87.00	9003450099200
0.3937		10.00	MTS 1	168.00	72.00	87.00	9003450100000
0.3976		10.10	MTS 1	168.00	71.85	87.00	9003450101000
0.4016		10.20	MTS 1	168.00	71.70	87.00	9003450102000
0.4035		10.25	MTS 1	168.00	71.63	87.00	9003450102500
0.4055		10.30	MTS 1	168.00	71.55	87.00	9003450103000
0.4063	13/32	10.32	MTS 1	168.00	71.52	87.00	9003450103200
0.4134		10.50	MTS 1	168.00	71.25	87.00	9003450105000
0.4220	27/64	10.72	MTS 1	175.00	77.92	94.00	9003450107200
0.4232		10.75	MTS 1	175.00	77.88	94.00	9003450107500
0.4252		10.80	MTS 1	175.00	77.80	94.00	9003450108000
0.4331		11.00	MTS 1	175.00	77.50	94.00	9003450110000
0.4374	7/16	11.11	MTS 1	175.00	77.34	94.00	9003450111100
0.4409		11.20	MTS 1	175.00	77.20	94.00	9003450112000
0.4429		11.25	MTS 1	175.00	77.13	94.00	9003450112500
0.4528		11.50	MTS 1	175.00	76.75	94.00	9003450115000
0.4606		11.70	MTS 1	175.00	76.45	94.00	9003450117000
0.4626		11.75	MTS 1	175.00	76.38	94.00	9003450117500
0.4646		11.80	MTS 1	175.00	76.30	94.00	9003450118000
0.4689	15/32	11.91	MTS 1	182.00	83.14	101.00	9003450119100
0.4724		12.00	MTS 1	182.00	83.00	101.00	9003450120000
0.4764		12.10	MTS 1	182.00	82.85	101.00	9003450121000
0.4803		12.20	MTS 1	182.00	82.70	101.00	9003450122000
0.4823		12.25	MTS 1	182.00	82.63	101.00	9003450122500
0.4843	31/64	12.30	MTS 1	182.00	82.55	101.00	9003450123000
0.4921		12.50	MTS 1	182.00	82.25	101.00	9003450125000
0.5000	1/2	12.70	MTS 1	182.00	81.95	101.00	9003450127000

Diameter (d_1) inch	wire/ltr	mm	Shank Size	l_1 mm	t_{max} mm	l_2 mm	EDP #
0.5020		12.75	MTS 1	182.00	81.88	101.00	9003450127500
0.5039		12.80	MTS 1	182.00	81.80	101.00	9003450128000
0.5118		13.00	MTS 1	182.00	81.50	101.00	9003450130000
0.5157	33/64	13.10	MTS 1	182.00	81.35	101.00	9003450131000
0.5197		13.20	MTS 1	182.00	81.20	101.00	9003450132000
0.5217		13.25	MTS 1	189.00	88.13	108.00	9003450132500
0.5311	17/32	13.49	MTS 1	189.00	87.77	108.00	9003450134900
0.5315		13.50	MTS 1	189.00	87.75	108.00	9003450135000
0.5354		13.60	MTS 1	189.00	87.60	108.00	9003450136000
0.5394		13.70	MTS 1	189.00	87.45	108.00	9003450137000
0.5413		13.75	MTS 1	189.00	87.38	108.00	9003450137500
0.5433		13.80	MTS 1	189.00	87.30	108.00	9003450138000
0.5469	35/64	13.89	MTS 1	189.00	87.17	108.00	9003450138900
0.5512		14.00	MTS 1	189.00	87.00	108.00	9003450140000
0.5551		14.10	MTS 2	212.00	92.85	114.00	9003450141000
0.5591		14.20	MTS 2	212.00	92.70	114.00	9003450142000
0.5610		14.25	MTS 2	212.00	92.63	114.00	9003450142500
0.5626	9/16	14.29	MTS 2	212.00	92.57	114.00	9003450142900
0.5709		14.50	MTS 2	212.00	92.25	114.00	9003450145000
0.5780	37/64	14.68	MTS 2	212.00	91.98	114.00	9003450146800
0.5807		14.75	MTS 2	212.00	91.88	114.00	9003450147500
0.5906		15.00	MTS 2	212.00	91.50	114.00	9003450150000
0.5937	19/32	15.08	MTS 2	218.00	97.38	120.00	9003450150800
0.5984		15.20	MTS 2	218.00	97.20	120.00	9003450152000
0.6004		15.25	MTS 2	218.00	97.13	120.00	9003450152500
0.6102		15.50	MTS 2	218.00	96.75	120.00	9003450155000
0.6201		15.75	MTS 2	218.00	96.38	120.00	9003450157500
0.6250	5/8	15.87	MTS 2	218.00	96.20	120.00	9003450158700
0.6260		15.90	MTS 2	218.00	96.15	120.00	9003450159000
0.6299		16.00	MTS 2	218.00	96.00	120.00	9003450160000
0.6398		16.25	MTS 2	223.00	100.63	125.00	9003450162500
0.6406	41/64	16.27	MTS 2	223.00	100.60	125.00	9003450162700
0.6457		16.40	MTS 2	223.00	100.40	125.00	9003450164000
0.6496		16.50	MTS 2	223.00	100.25	125.00	9003450165000
0.6563	21/32	16.67	MTS 2	223.00	100.00	125.00	9003450166700
0.6594		16.75	MTS 2	223.00	99.88	125.00	9003450167500
0.6693		17.00	MTS 2	223.00	99.50	125.00	9003450170000
0.6720	43/64	17.07	MTS 2	228.00	104.40	130.00	9003450170700
0.6791		17.25	MTS 2	228.00	104.13	130.00	9003450172500
0.6874	11/16	17.46	MTS 2	228.00	103.81	130.00	9003450174600
0.6890		17.50	MTS 2	228.00	103.75	130.00	9003450175000
0.6988		17.75	MTS 2	228.00	103.38	130.00	9003450177500

Morse Taper Shank drills

Series no. **345**

Diameter (d_1) inch	wire/ltr	mm	Shank Size	l_1 mm	t_{max} mm	l_2 mm	EDP #
0.7031	45/64	17.86	MTS 2	228.00	103.21	130.00	**9003450178600**
0.7087		18.00	MTS 2	228.00	103.00	130.00	**9003450180000**
0.7185		18.25	MTS 2	233.00	107.63	135.00	**9003450182500**
0.7189	23/32	18.26	MTS 2	233.00	107.61	135.00	**9003450182600**
0.7283		18.50	MTS 2	233.00	107.25	135.00	**9003450185000**
0.7343	47/64	18.65	MTS 2	233.00	107.03	135.00	**9003450186500**
0.7382		18.75	MTS 2	233.00	106.88	135.00	**9003450187500**
0.7480		19.00	MTS 2	233.00	106.50	135.00	**9003450190000**
0.7500	3/4	19.05	MTS 2	238.00	111.43	140.00	**9003450190500**
0.7579		19.25	MTS 2	238.00	111.13	140.00	**9003450192500**
0.7657	49/64	19.45	MTS 2	238.00	110.83	140.00	**9003450194500**
0.7677		19.50	MTS 2	238.00	110.75	140.00	**9003450195000**
0.7776		19.75	MTS 2	238.00	110.38	140.00	**9003450197500**
0.7811	25/32	19.84	MTS 2	238.00	110.24	140.00	**9003450198400**
0.7874		20.00	MTS 2	238.00	110.00	140.00	**9003450200000**
0.7972		20.25	MTS 2	243.00	114.63	145.00	**9003450202500**
0.8071		20.50	MTS 2	243.00	114.25	145.00	**9003450205000**
0.8126	13/16	20.64	MTS 2	243.00	114.04	145.00	**9003450206400**
0.8169		20.75	MTS 2	243.00	113.88	145.00	**9003450207500**

Diameter (d_1) inch	wire/ltr	mm	Shank Size	l_1 mm	t_{max} mm	l_2 mm	EDP #
0.8268		21.00	MTS 2	243.00	113.50	145.00	**9003450210000**
0.8366		21.25	MTS 2	248.00	118.13	150.00	**9003450212500**
0.8465		21.50	MTS 2	248.00	117.75	150.00	**9003450215000**
0.8563		21.75	MTS 2	248.00	117.38	150.00	**9003450217500**
0.8661		22.00	MTS 2	248.00	117.00	150.00	**9003450220000**
0.8748	7/8	22.22	MTS 2	248.00	116.67	150.00	**9003450222200**
0.8760		22.25	MTS 2	248.00	116.63	150.00	**9003450222500**
0.8858		22.50	MTS 2	253.00	121.25	155.00	**9003450225000**
0.9055		23.00	MTS 2	253.00	120.50	155.00	**9003450230000**
0.9063	29/32	23.02	MTS 2	253.00	120.47	155.00	**9003450230200**
0.9252		23.50	MTS 3	276.00	119.75	155.00	**9003450235000**
0.9370		23.80	MTS 3	281.00	124.30	160.00	**9003450238000**
0.9374	15/16	23.81	MTS 3	281.00	124.29	160.00	**9003450238100**
0.9449		24.00	MTS 3	281.00	124.00	160.00	**9003450240000**
0.9547		24.25	MTS 3	281.00	123.63	160.00	**9003450242500**
0.9646		24.50	MTS 3	281.00	123.25	160.00	**9003450245000**
0.9843	63/64	25.00	MTS 3	281.00	122.50	160.00	**9003450250000**
0.9941		25.25	MTS 3	286.00	127.13	165.00	**9003450252500**
1.0000	1.0000	25.40	MTS 3	286.00	126.90	165.00	**9003450254000**

Morse Taper Shank drills

Series no. **257**

~10xD	DIN 341	N	118°	h8		MT	R
Cutting depth	Standard	Type	Point angle	Tolerance on Ø	Web Thinning	Shank form	Cutting direction

Tool material: **HSS**

Surface: ●

P	Steel	●
M	Stainless steel	
K	Cast iron	●
N	Aluminum	○
S	Titanium alloys	
H	Hardened steel	

●=Optimal
○=Limited

web thinning ≥ Ø 14.100 • relieved cone • for drilling through drill bushes

alloyed/unalloyed steel and cast steel • grey cast iron, malleable and spheroidal iron • sintered powder metal, German silver and graphite

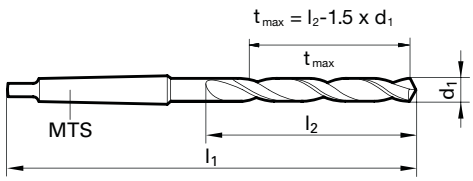

Speeds and feeds information on pg. 502

Diameter (d_1) inch	wire/ltr	mm	Shank Size	l_1 mm	t_{max} mm	l_2 mm	EDP #
0.1575		4.00	MTS 1	145.00	58.00	64.00	9002570040000
0.2008		5.10	MTS 1	155.00	66.35	74.00	9002570051000
0.2520		6.40	MTS 1	167.00	76.40	86.00	9002570064000
0.2559		6.50	MTS 1	167.00	76.25	86.00	9002570065000
0.2657	17/64 H	6.75	MTS 1	174.00	82.88	93.00	9002570067500
0.3228	P	8.20	MTS 1	181.00	87.70	100.00	9002570082000
0.3346		8.50	MTS 1	181.00	87.25	100.00	9002570085000
0.3740		9.50	MTS 1	188.00	92.75	107.00	9002570095000
0.3937		10.00	MTS 1	197.00	101.00	116.00	9002570100000
0.3976		10.10	MTS 1	197.00	100.85	116.00	9002570101000
0.4016		10.20	MTS 1	197.00	100.70	116.00	9002570102000
0.4035		10.25	MTS 1	197.00	100.63	116.00	9002570102500
0.4055		10.30	MTS 1	197.00	100.55	116.00	9002570103000
0.4094		10.40	MTS 1	197.00	100.40	116.00	9002570104000
0.4134		10.50	MTS 1	197.00	100.25	116.00	9002570105000
0.4173		10.60	MTS 1	197.00	100.10	116.00	9002570106000
0.4213		10.70	MTS 1	206.00	108.95	125.00	9002570107000
0.4232		10.75	MTS 1	206.00	108.88	125.00	9002570107500
0.4252		10.80	MTS 1	206.00	108.80	125.00	9002570108000
0.4291		10.90	MTS 1	206.00	108.65	125.00	9002570109000
0.4331		11.00	MTS 1	206.00	108.50	125.00	9002570110000
0.4370		11.10	MTS 1	206.00	108.35	125.00	9002570111000
0.4409		11.20	MTS 1	206.00	108.20	125.00	9002570112000
0.4429		11.25	MTS 1	206.00	108.13	125.00	9002570112500
0.4449		11.30	MTS 1	206.00	108.05	125.00	9002570113000
0.4488		11.40	MTS 1	206.00	107.90	125.00	9002570114000
0.4528		11.50	MTS 1	206.00	107.75	125.00	9002570115000
0.4567		11.60	MTS 1	206.00	107.60	125.00	9002570116000
0.4626		11.75	MTS 1	206.00	107.38	125.00	9002570117500
0.4646		11.80	MTS 1	206.00	107.30	125.00	9002570118000
0.4685		11.90	MTS 1	215.00	116.15	134.00	9002570119000
0.4724		12.00	MTS 1	215.00	116.00	134.00	9002570120000
0.4764		12.10	MTS 1	215.00	115.85	134.00	9002570121000
0.4803		12.20	MTS 1	215.00	115.70	134.00	9002570122000
0.4823		12.25	MTS 1	215.00	115.63	134.00	9002570122500
0.4843	31/64	12.30	MTS 1	215.00	115.55	134.00	9002570123000
0.4882		12.40	MTS 1	215.00	115.40	134.00	9002570124000
0.4921		12.50	MTS 1	215.00	115.25	134.00	9002570125000
0.4961		12.60	MTS 1	215.00	115.10	134.00	9002570126000
0.5000	1/2	12.70	MTS 1	215.00	114.95	134.00	9002570127000
0.5020		12.75	MTS 1	215.00	114.88	134.00	9002570127500
0.5039		12.80	MTS 1	215.00	114.80	134.00	9002570128000
0.5118		13.00	MTS 1	215.00	114.50	134.00	9002570130000

Diameter (d_1) inch	wire/ltr	mm	Shank Size	l_1 mm	t_{max} mm	l_2 mm	EDP #
0.5157	33/64	13.10	MTS 1	215.00	114.35	134.00	9002570131000
0.5197		13.20	MTS 1	215.00	114.20	134.00	9002570132000
0.5217		13.25	MTS 1	223.00	122.13	142.00	9002570132500
0.5236		13.30	MTS 1	223.00	122.05	142.00	9002570133000
0.5311	17/32	13.49	MTS 1	223.00	121.77	142.00	9002570134900
0.5315		13.50	MTS 1	223.00	121.75	142.00	9002570135000
0.5354		13.60	MTS 1	223.00	121.60	142.00	9002570136000
0.5413		13.75	MTS 1	223.00	121.38	142.00	9002570137500
0.5433		13.80	MTS 1	223.00	121.30	142.00	9002570138000
0.5472		13.90	MTS 1	223.00	121.15	142.00	9002570139000
0.5512		14.00	MTS 1	223.00	121.00	142.00	9002570140000
0.5551		14.10	MTS 2	245.00	125.85	147.00	9002570141000
0.5591		14.20	MTS 2	245.00	125.70	147.00	9002570142000
0.5610		14.25	MTS 2	245.00	125.63	147.00	9002570142500
0.5626	9/16	14.29	MTS 2	245.00	125.57	147.00	9002570142900
0.5630		14.30	MTS 2	245.00	125.55	147.00	9002570143000
0.5709		14.50	MTS 2	245.00	125.25	147.00	9002570145000
0.5807		14.75	MTS 2	245.00	124.88	147.00	9002570147500
0.5827		14.80	MTS 2	245.00	124.80	147.00	9002570148000
0.5866		14.90	MTS 2	245.00	124.65	147.00	9002570149000
0.5906		15.00	MTS 2	245.00	124.50	147.00	9002570150000
0.5937	19/32	15.08	MTS 2	251.00	130.38	153.00	9002570150800
0.5945		15.10	MTS 2	251.00	130.35	153.00	9002570151000
0.5984		15.20	MTS 2	251.00	130.20	153.00	9002570152000
0.6004		15.25	MTS 2	251.00	130.13	153.00	9002570152500
0.6024		15.30	MTS 2	251.00	130.05	153.00	9002570153000
0.6102		15.50	MTS 2	251.00	129.75	153.00	9002570155000
0.6142		15.60	MTS 2	251.00	129.60	153.00	9002570156000
0.6201		15.75	MTS 2	251.00	129.38	153.00	9002570157500
0.6220		15.80	MTS 2	251.00	129.30	153.00	9002570158000
0.6250	5/8	15.87	MTS 2	251.00	129.20	153.00	9002570158700
0.6299		16.00	MTS 2	251.00	129.00	153.00	9002570160000
0.6339		16.10	MTS 2	257.00	134.85	159.00	9002570161000
0.6398		16.25	MTS 2	257.00	134.63	159.00	9002570162500
0.6406	41/64	16.27	MTS 2	257.00	134.60	159.00	9002570162700
0.6457		16.40	MTS 2	257.00	134.40	159.00	9002570164000
0.6496		16.50	MTS 2	257.00	134.25	159.00	9002570165000
0.6563	21/32	16.67	MTS 2	257.00	134.00	159.00	9002570166700
0.6594		16.75	MTS 2	257.00	133.88	159.00	9002570167500
0.6693		17.00	MTS 2	257.00	133.50	159.00	9002570170000
0.6791		17.25	MTS 2	263.00	139.13	165.00	9002570172500
0.6874	11/16	17.46	MTS 2	263.00	138.81	165.00	9002570174600
0.6890		17.50	MTS 2	263.00	138.75	165.00	9002570175000

Morse Taper Shank drills

Series no. **257**

Diameter (d_1) inch	wire/ltr	mm	Shank Size	l_1 mm	t_{max} mm	l_2 mm	EDP #
0.6988		17.75	MTS 2	263.00	138.38	165.00	**9002570177500**
0.7087		18.00	MTS 2	263.00	138.00	165.00	**9002570180000**
0.7185		18.25	MTS 2	269.00	143.63	171.00	**9002570182500**
0.7189	23/32	18.26	MTS 2	269.00	143.61	171.00	**9002570182600**
0.7283		18.50	MTS 2	269.00	143.25	171.00	**9002570185000**
0.7382		18.75	MTS 2	269.00	142.88	171.00	**9002570187500**
0.7480		19.00	MTS 2	269.00	142.50	171.00	**9002570190000**
0.7579		19.25	MTS 2	275.00	148.13	177.00	**9002570192500**
0.7677		19.50	MTS 2	275.00	147.75	177.00	**9002570195000**
0.7776		19.75	MTS 2	275.00	147.38	177.00	**9002570197500**
0.7811	25/32	19.84	MTS 2	275.00	147.24	177.00	**9002570198400**
0.7874		20.00	MTS 2	275.00	147.00	177.00	**9002570200000**
0.7972		20.25	MTS 2	282.00	153.63	184.00	**9002570202500**
0.8071		20.50	MTS 2	282.00	153.25	184.00	**9002570205000**
0.8126	13/16	20.64	MTS 2	282.00	153.04	184.00	**9002570206400**
0.8268		21.00	MTS 2	282.00	152.50	184.00	**9002570210000**
0.8465		21.50	MTS 2	289.00	158.75	191.00	**9002570215000**
0.8563		21.75	MTS 2	289.00	158.38	191.00	**9002570217500**
0.8661		22.00	MTS 2	289.00	158.00	191.00	**9002570220000**
0.8748	7/8	22.22	MTS 2	289.00	157.67	191.00	**9002570222200**
0.8760		22.25	MTS 2	289.00	157.63	191.00	**9002570222500**

Diameter (d_1) inch	wire/ltr	mm	Shank Size	l_1 mm	t_{max} mm	l_2 mm	EDP #
0.8858		22.50	MTS 2	296.00	164.25	198.00	**9002570225000**
0.9055		23.00	MTS 2	296.00	163.50	198.00	**9002570230000**
0.9154		23.25	MTS 3	319.00	163.13	198.00	**9002570232500**
0.9252		23.50	MTS 3	319.00	162.75	198.00	**9002570235000**
0.9350		23.75	MTS 3	327.00	170.38	206.00	**9002570237500**
0.9374	15/16	23.81	MTS 3	327.00	170.29	206.00	**9002570238100**
0.9449		24.00	MTS 3	327.00	170.00	206.00	**9002570240000**
0.9547		24.25	MTS 3	327.00	169.63	206.00	**9002570242500**
0.9646		24.50	MTS 3	327.00	169.25	206.00	**9002570245000**
0.9843	63/64	25.00	MTS 3	327.00	168.50	206.00	**9002570250000**
0.9941		25.25	MTS 3	335.00	176.13	214.00	**9002570252500**
1.0039		25.50	MTS 3	335.00	175.75	214.00	**9002570255000**
1.0236		26.00	MTS 3	335.00	175.00	214.00	**9002570260000**
1.0433		26.50	MTS 3	335.00	174.25	214.00	**9002570265000**
1.0630		27.00	MTS 3	343.00	181.50	222.00	**9002570270000**
1.0827		27.50	MTS 3	343.00	180.75	222.00	**9002570275000**
1.1024		28.00	MTS 3	343.00	180.00	222.00	**9002570280000**
1.1220		28.50	MTS 3	351.00	187.25	230.00	**9002570285000**
1.1417		29.00	MTS 3	351.00	186.50	230.00	**9002570290000**
1.1563	1 5/32	29.37	MTS 3	351.00	185.95	230.00	**9002570293700**

Morse Taper Shank drills

Series no. **551**

~10xD	DIN 341	GT 100	130°	h8		MT	R
Cutting depth	Standard	Type	Point angle	Tolerance on Ø	Web Thinning	Shank form	Cutting direction

Tool material **HSS**

Surface >Ø 16.0

P	Steel	●
M	Stainless steel	
K	Cast iron	●
N	Aluminum	●
S	Titanium alloys	
H	Hardened steel	

●=Optimal
○=Limited

web thinning ≥ Ø 5.500 • relieved cone • wide flutes • in case of unsatisfactory chip evacuation

cast iron and steels up to 1000 N/mm² • Not recommended for: CrNi steels, stainless steels

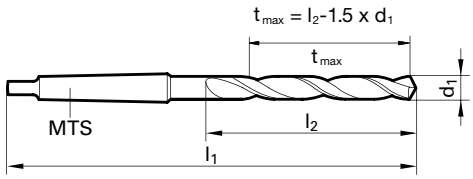

Speeds and feeds information on pg. 520

Series no. **551**

Diameter (d_1) inch	wire/ltr	mm	Shank Size	l_1 mm	t_{max} mm	l_2 mm	EDP #
0.2362		6.00	MTS 1	161.00	71.00	80.00	9005510060000
0.2559		6.50	MTS 1	167.00	76.25	86.00	9005510065000
0.2657	17/64 H	6.75	MTS 1	174.00	82.88	93.00	9005510067500
0.2953		7.50	MTS 1	174.00	81.75	93.00	9005510075000
0.3125	5/16	7.94	MTS 1	181.00	88.09	100.00	9005510079400
0.3280	21/64	8.33	MTS 1	181.00	87.51	100.00	9005510083300
0.3346		8.50	MTS 1	181.00	87.25	100.00	9005510085000
0.3543		9.00	MTS 1	188.00	93.50	107.00	9005510090000
0.3740		9.50	MTS 1	188.00	92.75	107.00	9005510095000
0.3750	3/8	9.52	MTS 1	197.00	101.72	116.00	9005510095200
0.3898		9.90	MTS 1	197.00	101.15	116.00	9005510099000
0.3906	25/64	9.92	MTS 1	197.00	101.12	116.00	9005510099200
0.3937		10.00	MTS 1	197.00	101.00	116.00	9005510100000
0.4016		10.20	MTS 1	197.00	100.70	116.00	9005510102000
0.4035		10.25	MTS 1	197.00	100.63	116.00	9005510102500
0.4055		10.30	MTS 1	197.00	100.55	116.00	9005510103000
0.4063	13/32	10.32	MTS 1	197.00	100.52	116.00	9005510103200
0.4134		10.50	MTS 1	197.00	100.25	116.00	9005510105000
0.4173		10.60	MTS 1	197.00	100.10	116.00	9005510106000
0.4220	27/64	10.72	MTS 1	206.00	108.92	125.00	9005510107200
0.4331		11.00	MTS 1	206.00	108.50	125.00	9005510110000
0.4374	7/16	11.11	MTS 1	206.00	108.34	125.00	9005510111100
0.4409		11.20	MTS 1	206.00	108.20	125.00	9005510112000
0.4528		11.50	MTS 1	206.00	107.75	125.00	9005510115000
0.4531	29/64	11.51	MTS 1	206.00	107.74	125.00	9005510115100
0.4646		11.80	MTS 1	206.00	107.30	125.00	9005510118000
0.4689	15/32	11.91	MTS 1	215.00	116.14	134.00	9005510119100
0.4724		12.00	MTS 1	215.00	116.00	134.00	9005510120000
0.4803		12.20	MTS 1	215.00	115.70	134.00	9005510122000
0.4843	31/64	12.30	MTS 1	215.00	115.55	134.00	9005510123000
0.4921		12.50	MTS 1	215.00	115.25	134.00	9005510125000
0.5000	1/2	12.70	MTS 1	215.00	114.95	134.00	9005510127000
0.5039		12.80	MTS 1	215.00	114.80	134.00	9005510128000
0.5118		13.00	MTS 1	215.00	114.50	134.00	9005510130000
0.5157	33/64	13.10	MTS 1	215.00	114.35	134.00	9005510131000
0.5197		13.20	MTS 1	215.00	114.20	134.00	9005510132000

Diameter (d_1) inch	wire/ltr	mm	Shank Size	l_1 mm	t_{max} mm	l_2 mm	EDP #
0.5311	17/32	13.49	MTS 1	223.00	121.77	142.00	9005510134900
0.5315		13.50	MTS 1	223.00	121.75	142.00	9005510135000
0.5433		13.80	MTS 1	223.00	121.30	142.00	9005510138000
0.5469	35/64	13.89	MTS 1	223.00	121.17	142.00	9005510138900
0.5512		14.00	MTS 1	223.00	121.00	142.00	9005510140000
0.5591		14.20	MTS 2	245.00	125.70	147.00	9005510142000
0.5626	9/16	14.29	MTS 2	245.00	125.57	147.00	9005510142900
0.5709		14.50	MTS 2	245.00	125.25	147.00	9005510145000
0.5807		14.75	MTS 2	245.00	124.88	147.00	9005510147500
0.5906		15.00	MTS 2	245.00	124.50	147.00	9005510150000
0.6004		15.25	MTS 2	251.00	130.13	153.00	9005510152500
0.6094	39/64	15.48	MTS 2	251.00	129.78	153.00	9005510154800
0.6102		15.50	MTS 2	251.00	129.75	153.00	9005510155000
0.6201		15.75	MTS 2	251.00	129.38	153.00	9005510157500
0.6250	5/8	15.87	MTS 2	251.00	129.20	153.00	9005510158700
0.6299		16.00	MTS 2	251.00	129.00	153.00	9005510160000
0.6406	41/64	16.27	MTS 2	257.00	134.60	159.00	9005510162700
0.6496		16.50	MTS 2	257.00	134.25	159.00	9005510165000
0.6563	21/32	16.67	MTS 2	257.00	134.00	159.00	9005510166700
0.6614		16.80	MTS 2	257.00	133.80	159.00	9005510168000
0.6693		17.00	MTS 2	257.00	133.50	159.00	9005510170000
0.6874	11/16	17.46	MTS 2	263.00	138.81	165.00	9005510174600
0.6890		17.50	MTS 2	263.00	138.75	165.00	9005510175000
0.7087		18.00	MTS 2	263.00	138.00	165.00	9005510180000
0.7189	23/32	18.26	MTS 2	269.00	143.61	171.00	9005510182600
0.7480		19.00	MTS 2	269.00	142.50	171.00	9005510190000
0.7500	3/4	19.05	MTS 2	275.00	148.43	177.00	9005510190500
0.7657	49/64	19.45	MTS 2	275.00	147.83	177.00	9005510194500
0.7677		19.50	MTS 2	275.00	147.75	177.00	9005510195000
0.7811	25/32	19.84	MTS 2	275.00	147.24	177.00	9005510198400
0.9374	15/16	23.81	MTS 3	327.00	170.29	206.00	9005510238100
1.1417		29.00	MTS 3	351.00	186.50	230.00	9005510290000
1.1874	1 3/16	30.16	MTS 3	360.00	193.76	239.00	9005510301600
1.2008		30.50	MTS 3	360.00	193.25	239.00	9005510305000
1.2205		31.00	MTS 3	360.00	192.50	239.00	9005510310000
1.2402		31.50	MTS 3	360.00	191.75	239.00	9005510315000

Morse Taper Shank drills

Series no. **266**

~15xD	DIN 1870	N	118°	h8		MT	R
Cutting depth	Standard	Type	Point angle	Tolerance on Ø	Web Thinning	Shank form	Cutting direction

Tool material **HSS**

Surface

P	Steel	●
M	Stainless steel	
K	Cast iron	●
N	Aluminum	○
S	Titanium alloys	
H	Hardened steel	

●=Optimal
○=Limited

web thinning ≥ Ø 7.800 • relieved cone • for extremely deep holes

alloyed/unalloyed steel and cast steel • grey cast iron, malleable and spheroidal iron • sintered powder metal, German silver and graphite

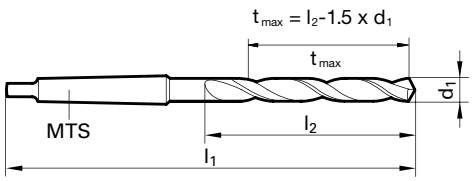

Speeds and feeds information on pg. 502

Morse Taper Length

Diameter (d_1) inch	wire/ltr	mm	Shank Size	l_1 mm	t_{max} mm	l_2 mm	EDP #
0.3346		8.50	MTS 1	265.00	152.25	165.00	**9002660085000**
0.3543		9.00	MTS 1	275.00	161.50	175.00	**9002660090000**
0.3937		10.00	MTS 1	285.00	170.00	185.00	**9002660100000**
0.4016		10.20	MTS 1	285.00	169.70	185.00	**9002660102000**
0.4035		10.25	MTS 1	285.00	169.63	185.00	**9002660102500**
0.4063	13/32	10.32	MTS 1	285.00	169.52	185.00	**9002660103200**
0.4134		10.50	MTS 1	285.00	169.25	185.00	**9002660105000**
0.4331		11.00	MTS 1	300.00	178.50	195.00	**9002660110000**
0.4374	7/16	11.11	MTS 1	300.00	178.34	195.00	**9002660111100**
0.4528		11.50	MTS 1	300.00	177.75	195.00	**9002660115000**
0.4646		11.80	MTS 1	300.00	177.30	195.00	**9002660118000**
0.4724		12.00	MTS 1	310.00	187.00	205.00	**9002660120000**
0.4921		12.50	MTS 1	310.00	186.25	205.00	**9002660125000**
0.5000	1/2	12.70	MTS 1	310.00	185.95	205.00	**9002660127000**
0.5118		13.00	MTS 1	310.00	185.50	205.00	**9002660130000**
0.5311	17/32	13.49	MTS 1	325.00	199.77	220.00	**9002660134900**
0.5315		13.50	MTS 1	325.00	199.75	220.00	**9002660135000**
0.5512		14.00	MTS 1	325.00	199.00	220.00	**9002660140000**
0.5626	9/16	14.29	MTS 2	340.00	198.57	220.00	**9002660142900**
0.5709		14.50	MTS 2	340.00	198.25	220.00	**9002660145000**
0.5906		15.00	MTS 2	340.00	197.50	220.00	**9002660150000**
0.6004		15.25	MTS 2	355.00	207.13	230.00	**9002660152500**
0.6102		15.50	MTS 2	355.00	206.75	230.00	**9002660155000**

Diameter (d_1) inch	wire/ltr	mm	Shank Size	l_1 mm	t_{max} mm	l_2 mm	EDP #
0.6299		16.00	MTS 2	355.00	206.00	230.00	**9002660160000**
0.6496		16.50	MTS 2	355.00	205.25	230.00	**9002660165000**
0.6563	21/32	16.67	MTS 2	355.00	205.00	230.00	**9002660166700**
0.6693		17.00	MTS 2	355.00	204.50	230.00	**9002660170000**
0.6890		17.50	MTS 2	370.00	218.75	245.00	**9002660175000**
0.7087		18.00	MTS 2	370.00	218.00	245.00	**9002660180000**
0.7283		18.50	MTS 2	370.00	217.25	245.00	**9002660185000**
0.7343	47/64	18.65	MTS 2	370.00	217.03	245.00	**9002660186500**
0.7480		19.00	MTS 2	370.00	216.50	245.00	**9002660190000**
0.7500	3/4	19.05	MTS 2	385.00	231.43	260.00	**9002660190500**
0.7677		19.50	MTS 2	385.00	230.75	260.00	**9002660195000**
0.7776		19.75	MTS 2	385.00	230.38	260.00	**9002660197500**
0.7874		20.00	MTS 2	385.00	230.00	260.00	**9002660200000**
0.8071		20.50	MTS 2	385.00	229.25	260.00	**9002660205000**
0.8126	13/16	20.64	MTS 2	385.00	229.04	260.00	**9002660206400**
0.8268		21.00	MTS 2	385.00	228.50	260.00	**9002660210000**
0.8465		21.50	MTS 2	405.00	237.75	270.00	**9002660215000**
0.8661		22.00	MTS 2	405.00	237.00	270.00	**9002660220000**
0.8858		22.50	MTS 2	405.00	236.25	270.00	**9002660225000**
0.9055		23.00	MTS 2	405.00	235.50	270.00	**9002660230000**
0.9063	29/32	23.02	MTS 2	405.00	235.47	270.00	**9002660230200**
1.3386		34.00	MTS 4	530.00	289.00	340.00	**9002660340000**

Morse Taper Shank drills

Series no. **526**

~15xD	DIN 1870	GT 100	130°	h8		MT	R
Cutting depth	Standard	Type	Point angle	Tolerance on Ø	Web Thinning	Shank form	Cutting direction

Tool material **HSS**

Surface >Ø 16.0

P	Steel	●
M	Stainless steel	
K	Cast iron	●
N	Aluminum	●
S	Titanium alloys	
H	Hardened steel	

●=Optimal
○=Limited

web thinning ≥ Ø 5.800 • relieved cone • wide flutes • for extremely deep holes • in case of unsatisfactory chip evacuation

cast iron and steels up to 1000 N/mm² • Not recommended for: CrNi steels, stainless steels

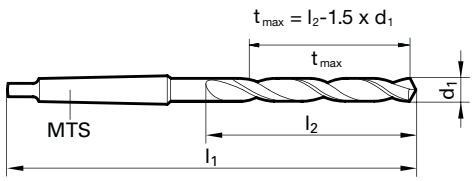

Speeds and feeds information on pg. 516

Diameter (d_1) inch	wire/ltr	mm	Shank Size	l_1 mm	t_{max} mm	l_2 mm	EDP #
0.3150		8.00	MTS 1	265.00	153.00	165.00	9005260080000
0.3346		8.50	MTS 1	265.00	152.25	165.00	9005260085000
0.3465		8.80	MTS 1	275.00	161.80	175.00	9005260088000
0.3750	3/8	9.52	MTS 1	285.00	170.72	185.00	9005260095200
0.3906	25/64	9.92	MTS 1	285.00	170.12	185.00	9005260099200
0.3937		10.00	MTS 1	285.00	170.00	185.00	9005260100000
0.4063	13/32	10.32	MTS 1	285.00	169.52	185.00	9005260103200
0.4134		10.50	MTS 1	285.00	169.25	185.00	9005260105000
0.4220	27/64	10.72	MTS 1	300.00	178.92	195.00	9005260107200
0.4252		10.80	MTS 1	300.00	178.80	195.00	9005260108000
0.4331		11.00	MTS 1	300.00	178.50	195.00	9005260110000
0.4374	7/16	11.11	MTS 1	300.00	178.34	195.00	9005260111100
0.4528		11.50	MTS 1	300.00	177.75	195.00	9005260115000
0.4531	29/64	11.51	MTS 1	300.00	177.74	195.00	9005260115100
0.4724		12.00	MTS 1	310.00	187.00	205.00	9005260120000
0.4843	31/64	12.30	MTS 1	310.00	186.55	205.00	9005260123000
0.4921		12.50	MTS 1	310.00	186.25	205.00	9005260125000
0.5000	1/2	12.70	MTS 1	310.00	185.95	205.00	9005260127000
0.5079		12.90	MTS 1	310.00	185.65	205.00	9005260129000
0.5118		13.00	MTS 1	310.00	185.50	205.00	9005260130000
0.5311	17/32	13.49	MTS 1	325.00	199.77	220.00	9005260134900
0.5315		13.50	MTS 1	325.00	199.75	220.00	9005260135000
0.5512		14.00	MTS 1	325.00	199.00	220.00	9005260140000

Diameter (d_1) inch	wire/ltr	mm	Shank Size	l_1 mm	t_{max} mm	l_2 mm	EDP #
0.5591		14.20	MTS 2	340.00	198.70	220.00	9005260142000
0.5626	9/16	14.29	MTS 2	340.00	198.57	220.00	9005260142900
0.5709		14.50	MTS 2	340.00	198.25	220.00	9005260145000
0.5780	37/64	14.68	MTS 2	340.00	197.98	220.00	9005260146800
0.5906		15.00	MTS 2	340.00	197.50	220.00	9005260150000
0.6102		15.50	MTS 2	355.00	206.75	230.00	9005260155000
0.6250	5/8	15.87	MTS 2	355.00	206.20	230.00	9005260158700
0.6299		16.00	MTS 2	355.00	206.00	230.00	9005260160000
0.6496		16.50	MTS 2	355.00	205.25	230.00	9005260165000
0.6563	21/32	16.67	MTS 2	355.00	205.00	230.00	9005260166700
0.6693		17.00	MTS 2	355.00	204.50	230.00	9005260170000
0.6720	43/64	17.07	MTS 2	370.00	219.40	245.00	9005260170700
0.6874	11/16	17.46	MTS 2	370.00	218.81	245.00	9005260174600
0.6890		17.50	MTS 2	370.00	218.75	245.00	9005260175000
0.7087		18.00	MTS 2	370.00	218.00	245.00	9005260180000
0.7283		18.50	MTS 2	370.00	217.25	245.00	9005260185000
0.7480		19.00	MTS 2	370.00	216.50	245.00	9005260190000
0.7657	49/64	19.45	MTS 2	385.00	230.83	260.00	9005260194500
0.7677		19.50	MTS 2	385.00	230.75	260.00	9005260195000
1.0827		27.50	MTS 3	460.00	263.75	305.00	9005260275000
1.1220		28.50	MTS 3	460.00	262.25	305.00	9005260285000
1.1811		30.00	MTS 3	460.00	260.00	305.00	9005260300000
1.1874	1 3/16	30.16	MTS 3	480.00	274.76	320.00	9005260301600

Morse Taper Shank drills

Series no. **527**

Tool material **HSS**

Surface >Ø 16.0

~20xD Cutting depth | DIN 1870 Standard | GT 100 Type | 130° Point angle | h8 Tolerance on Ø | Web Thinning | MT Shank form | R Cutting direction

P	Steel	●
M	Stainless steel	
K	Cast iron	●
N	Aluminum	●
S	Titanium alloys	
H	Hardened steel	

●=Optimal
○=Limited

web thinning ≥ Ø 7.800 • relieved cone • wide flutes • in case of unsatisfactory chip evacuation • for extremely deep holes

cast iron and steels up to 1000 N/mm² • Not recommended for: CrNi steels, stainless steels

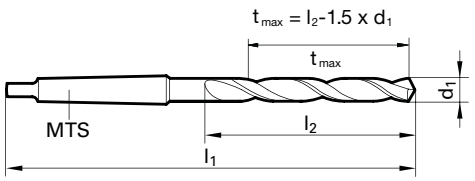

Speeds and feeds information on pg. 517

Morse Taper Length

Diameter (d_1) inch	wire/ltr	mm	Shank Size	l_1 mm	t_{max} mm	l_2 mm	EDP #
0.3150		8.00	MTS 1	330.00	198.00	210.00	**9005270080000**
0.3307		8.40	MTS 1	330.00	197.40	210.00	**9005270084000**
0.3346		8.50	MTS 1	330.00	197.25	210.00	**9005270085000**
0.3504		8.90	MTS 1	345.00	206.65	220.00	**9005270089000**
0.3937		10.00	MTS 1	360.00	220.00	235.00	**9005270100000**
0.4063	13/32	10.32	MTS 1	360.00	219.52	235.00	**9005270103200**
0.4134		10.50	MTS 1	360.00	219.25	235.00	**9005270105000**
0.4331		11.00	MTS 1	375.00	233.50	250.00	**9005270110000**
0.4374	7/16	11.11	MTS 1	375.00	233.34	250.00	**9005270111100**
0.4528		11.50	MTS 1	375.00	232.75	250.00	**9005270115000**
0.4531	29/64	11.51	MTS 1	375.00	232.74	250.00	**9005270115100**
0.4689	15/32	11.91	MTS 1	395.00	242.14	260.00	**9005270119100**
0.4724		12.00	MTS 1	395.00	242.00	260.00	**9005270120000**
0.4843	31/64	12.30	MTS 1	395.00	241.55	260.00	**9005270123000**
0.4921		12.50	MTS 1	395.00	241.25	260.00	**9005270125000**
0.5000	1/2	12.70	MTS 1	395.00	240.95	260.00	**9005270127000**
0.5118		13.00	MTS 1	395.00	240.50	260.00	**9005270130000**
0.5315		13.50	MTS 1	410.00	254.75	275.00	**9005270135000**
0.5469	35/64	13.89	MTS 1	410.00	254.17	275.00	**9005270138900**
0.5512		14.00	MTS 1	410.00	254.00	275.00	**9005270140000**
0.5591		14.20	MTS 2	425.00	253.70	275.00	**9005270142000**
0.5626	9/16	14.29	MTS 2	425.00	253.57	275.00	**9005270142900**
0.5709		14.50	MTS 2	425.00	253.25	275.00	**9005270145000**

Diameter (d_1) inch	wire/ltr	mm	Shank Size	l_1 mm	t_{max} mm	l_2 mm	EDP #
0.5906		15.00	MTS 2	425.00	252.50	275.00	**9005270150000**
0.6102		15.50	MTS 2	445.00	271.75	295.00	**9005270155000**
0.6299		16.00	MTS 2	445.00	271.00	295.00	**9005270160000**
0.6496		16.50	MTS 2	445.00	270.25	295.00	**9005270165000**
0.6693		17.00	MTS 2	445.00	269.50	295.00	**9005270170000**
0.6720	43/64	17.07	MTS 2	465.00	284.40	310.00	**9005270170700**
0.6890		17.50	MTS 2	465.00	283.75	310.00	**9005270175000**
0.7008		17.80	MTS 2	465.00	283.30	310.00	**9005270178000**
0.7087		18.00	MTS 2	465.00	283.00	310.00	**9005270180000**
0.7283		18.50	MTS 2	465.00	282.25	310.00	**9005270185000**
0.7480		19.00	MTS 2	465.00	281.50	310.00	**9005270190000**
0.7657	49/64	19.45	MTS 2	490.00	295.83	325.00	**9005270194500**
0.7677		19.50	MTS 2	490.00	295.75	325.00	**9005270195000**
0.8280	53/64	21.03	MTS 2	490.00	293.46	325.00	**9005270210300**
0.8594	55/64	21.83	MTS 2	515.00	312.26	345.00	**9005270218300**
0.9532	61/64	24.21	MTS 3	555.00	328.69	365.00	**9005270242100**
0.9646		24.50	MTS 3	555.00	328.25	365.00	**9005270245000**
1.0827		27.50	MTS 3	580.00	343.75	385.00	**9005270275000**
1.0937	1 3/32	27.78	MTS 3	580.00	343.33	385.00	**9005270277800**
1.1220		28.50	MTS 3	580.00	342.25	385.00	**9005270285000**
1.1319		28.75	MTS 3	580.00	341.88	385.00	**9005270287500**
1.1614		29.50	MTS 3	580.00	340.75	385.00	**9005270295000**

GUHRING

CARBIDE MICRO-PRECISION DRILLS

Micro-precision drills

Series no. **3899**

Tool material **Solid Carbide**

Surface **A**

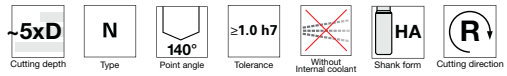

P	Steel	●
M	Stainless steel	
K	Cast iron	●
N	Aluminum	
S	Titanium alloys	
H	Hardened steel	

●=Optimal
○=Limited

web thinning ≥ Ø 0.800 • facet point grinding

structural and case hardened steels • free-cutting steels, heat-treatable steels • alloyed steels up to 1200 N/mm² • cast materials

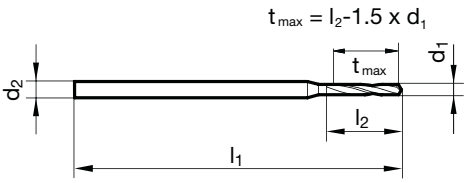

Speeds and feeds information on pg. 561

Series no. **3899**

Diameter (d_1) inch	wire/ltr	mm	d2 h6 mm	l_1 mm	t_{max} mm	l_2 mm	EDP #
0.0039		0.10	3.00	38.00	1.05	1.20	**9038990001000**
0.0043		0.11	3.00	38.00	1.04	1.20	**9038990001100**
0.0047		0.12	3.00	38.00	1.22	1.40	**9038990001200**
0.0051		0.13	3.00	38.00	1.21	1.40	**9038990001300**
0.0055		0.14	3.00	38.00	1.19	1.40	**9038990001400**
0.0059	#97	0.15	3.00	38.00	1.78	2.00	**9038990001500**
0.0063	#96	0.16	3.00	38.00	1.76	2.00	**9038990001600**
0.0067	#95	0.17	3.00	38.00	1.75	2.00	**9038990001700**
0.0071	#94	0.18	3.00	38.00	1.73	2.00	**9038990001800**
0.0075	#93	0.19	3.00	38.00	1.72	2.00	**9038990001900**
0.0079	#92	0.20	3.00	38.00	2.20	3.00	**9038990002000**
0.0083	#91	0.21	3.00	38.00	2.19	3.00	**9038990002100**
0.0087	#90	0.22	3.00	38.00	2.17	3.00	**9038990002200**
0.0091	#89	0.23	3.00	38.00	2.16	3.00	**9038990002300**
0.0094	#88	0.24	3.00	38.00	2.14	3.00	**9038990002400**
0.0098	#87	0.25	3.00	38.00	2.63	3.00	**9038990002500**
0.0102		0.26	3.00	38.00	2.61	3.00	**9038990002600**
0.0106	#86	0.27	3.00	38.00	2.60	3.00	**9038990002700**
0.0110	#85	0.28	3.00	38.00	2.58	3.00	**9038990002800**
0.0114	#84	0.29	3.00	38.00	2.57	3.00	**9038990002900**
0.0118		0.30	3.00	38.00	4.55	5.00	**9038990003000**
0.0122	#83	0.31	3.00	38.00	4.54	5.00	**9038990003100**
0.0126	#82	0.32	3.00	38.00	4.52	5.00	**9038990003200**
0.0130	#81	0.33	3.00	38.00	4.51	5.00	**9038990003300**
0.0134	#80	0.34	3.00	38.00	4.49	5.00	**9038990003400**
0.0138		0.35	3.00	38.00	5.48	6.00	**9038990003500**
0.0142		0.36	3.00	38.00	5.46	6.00	**9038990003600**
0.0146	#79	0.37	3.00	38.00	5.45	6.00	**9038990003700**
0.0150		0.38	3.00	38.00	5.43	6.00	**9038990003800**
0.0154		0.39	3.00	38.00	5.42	6.00	**9038990003900**
0.0157	1/64	0.40	3.00	38.00	6.40	7.00	**9038990004000**
0.0161	#78	0.41	3.00	38.00	6.39	7.00	**9038990004100**
0.0165		0.42	3.00	38.00	6.37	7.00	**9038990004200**
0.0169		0.43	3.00	38.00	6.36	7.00	**9038990004300**
0.0173		0.44	3.00	38.00	6.34	7.00	**9038990004400**
0.0177		0.45	3.00	38.00	6.33	7.00	**9038990004500**
0.0181	#77	0.46	3.00	38.00	6.31	7.00	**9038990004600**
0.0185		0.47	3.00	38.00	6.30	7.00	**9038990004700**
0.0189		0.48	3.00	38.00	6.28	7.00	**9038990004800**
0.0193		0.49	3.00	38.00	6.27	7.00	**9038990004900**
0.0197		0.50	3.00	38.00	6.25	7.00	**9038990005000**
0.0201	#76	0.51	3.00	38.00	6.24	7.00	**9038990005100**

Diameter (d_1) inch	wire/ltr	mm	d2 h6 mm	l_1 mm	t_{max} mm	l_2 mm	EDP #
0.0205		0.52	3.00	38.00	6.22	7.00	**9038990005200**
0.0209	#75	0.53	3.00	38.00	6.21	7.00	**9038990005300**
0.0213		0.54	3.00	38.00	6.19	7.00	**9038990005400**
0.0217		0.55	3.00	38.00	6.18	7.00	**9038990005500**
0.0220		0.56	3.00	38.00	6.16	7.00	**9038990005600**
0.0224	#74	0.57	3.00	38.00	6.15	7.00	**9038990005700**
0.0228		0.58	3.00	38.00	6.13	7.00	**9038990005800**
0.0232		0.59	3.00	38.00	6.12	7.00	**9038990005900**
0.0236		0.60	3.00	38.00	6.10	7.00	**9038990006000**
0.0240	#73	0.61	3.00	38.00	6.09	7.00	**9038990006100**
0.0244		0.62	3.00	38.00	6.07	7.00	**9038990006200**
0.0248		0.63	3.00	38.00	6.06	7.00	**9038990006300**
0.0252	#72	0.64	3.00	38.00	6.04	7.00	**9038990006400**
0.0256		0.65	3.00	38.00	6.03	7.00	**9038990006500**
0.0260	#71	0.66	3.00	38.00	6.01	7.00	**9038990006600**
0.0264		0.67	3.00	38.00	6.00	7.00	**9038990006700**
0.0268		0.68	3.00	38.00	5.98	7.00	**9038990006800**
0.0272		0.69	3.00	38.00	5.97	7.00	**9038990006900**
0.0276		0.70	3.00	38.00	6.95	8.00	**9038990007000**
0.0280	#70	0.71	3.00	38.00	6.94	8.00	**9038990007100**
0.0283		0.72	3.00	38.00	6.92	8.00	**9038990007200**
0.0287		0.73	3.00	38.00	6.91	8.00	**9038990007300**
0.0291	#69	0.74	3.00	38.00	6.89	8.00	**9038990007400**
0.0295		0.75	3.00	38.00	6.88	8.00	**9038990007500**
0.0299		0.76	3.00	38.00	6.86	8.00	**9038990007600**
0.0303		0.77	3.00	38.00	6.85	8.00	**9038990007700**
0.0307		0.78	3.00	38.00	6.83	8.00	**9038990007800**
0.0311	1/32 #68	0.79	3.00	38.00	6.82	8.00	**9038990007900**
0.0315		0.80	3.00	38.00	8.80	10.00	**9038990008000**
0.0319	#67	0.81	3.00	38.00	8.79	10.00	**9038990008100**
0.0323		0.82	3.00	38.00	8.77	10.00	**9038990008200**
0.0327		0.83	3.00	38.00	8.76	10.00	**9038990008300**
0.0331	#66	0.84	3.00	38.00	8.74	10.00	**9038990008400**
0.0335		0.85	3.00	38.00	8.73	10.00	**9038990008500**
0.0339		0.86	3.00	38.00	8.71	10.00	**9038990008600**
0.0343		0.87	3.00	38.00	8.70	10.00	**9038990008700**
0.0346		0.88	3.00	38.00	8.68	10.00	**9038990008800**
0.0350	#65	0.89	3.00	38.00	8.67	10.00	**9038990008900**
0.0354		0.90	3.00	38.00	8.65	10.00	**9038990009000**
0.0358	#64	0.91	3.00	38.00	8.64	10.00	**9038990009100**
0.0362		0.92	3.00	38.00	8.62	10.00	**9038990009200**
0.0366		0.93	3.00	38.00	8.61	10.00	**9038990009300**

Micro-precision drills

Series no. **3899**

Diameter (d_1) inch	wire/ltr	mm	d2 h6 mm	l_1 mm	t_{max} mm	l_2 mm	EDP #
0.0370	#63	0.94	3.00	38.00	8.59	10.00	9038990009400
0.0374		0.95	3.00	38.00	8.58	10.00	9038990009500
0.0378		0.96	3.00	38.00	8.56	10.00	9038990009600
0.0382	#62	0.97	3.00	38.00	8.55	10.00	9038990009700
0.0386		0.98	3.00	38.00	8.53	10.00	9038990009800
0.0390	#61	0.99	3.00	38.00	8.52	10.00	9038990009900
0.0394		1.00	3.00	38.00	8.50	10.00	9038990010000
0.0398		1.01	3.00	38.00	8.49	10.00	9038990010100
0.0402	#60	1.02	3.00	38.00	8.47	10.00	9038990010200
0.0406		1.03	3.00	38.00	8.46	10.00	9038990010300
0.0409	#59	1.04	3.00	38.00	8.44	10.00	9038990010400
0.0413		1.05	3.00	38.00	8.43	10.00	9038990010500
0.0417		1.06	3.00	38.00	8.41	10.00	9038990010600
0.0421	#58	1.07	3.00	38.00	8.40	10.00	9038990010700
0.0425		1.08	3.00	38.00	8.38	10.00	9038990010800
0.0429	#57	1.09	3.00	38.00	8.37	10.00	9038990010900
0.0433		1.10	3.00	38.00	8.35	10.00	9038990011000
0.0437		1.11	3.00	38.00	8.34	10.00	9038990011100
0.0441		1.12	3.00	38.00	8.32	10.00	9038990011200
0.0445		1.13	3.00	38.00	8.31	10.00	9038990011300
0.0449		1.14	3.00	38.00	8.29	10.00	9038990011400
0.0453		1.15	3.00	38.00	8.28	10.00	9038990011500
0.0457		1.16	3.00	38.00	8.26	10.00	9038990011600
0.0461		1.17	3.00	38.00	8.25	10.00	9038990011700
0.0465	#56	1.18	3.00	38.00	8.23	10.00	9038990011800
0.0469	3/64	1.19	3.00	38.00	8.22	10.00	9038990011900
0.0472		1.20	3.00	38.00	8.20	10.00	9038990012000
0.0476		1.21	3.00	38.00	8.19	10.00	9038990012100
0.0480		1.22	3.00	38.00	8.17	10.00	9038990012200
0.0484		1.23	3.00	38.00	8.16	10.00	9038990012300
0.0488		1.24	3.00	38.00	8.14	10.00	9038990012400
0.0492		1.25	3.00	38.00	8.13	10.00	9038990012500
0.0496		1.26	3.00	38.00	8.11	10.00	9038990012600
0.0500		1.27	3.00	38.00	8.10	10.00	9038990012700
0.0504		1.28	3.00	38.00	8.08	10.00	9038990012800
0.0508		1.29	3.00	38.00	8.07	10.00	9038990012900
0.0512		1.30	3.00	38.00	8.05	10.00	9038990013000
0.0516		1.31	3.00	38.00	8.04	10.00	9038990013100
0.0520	#55	1.32	3.00	38.00	8.02	10.00	9038990013200
0.0524		1.33	3.00	38.00	8.01	10.00	9038990013300
0.0528		1.34	3.00	38.00	7.99	10.00	9038990013400
0.0531		1.35	3.00	38.00	7.98	10.00	9038990013500
0.0535		1.36	3.00	38.00	7.96	10.00	9038990013600
0.0539		1.37	3.00	38.00	7.95	10.00	9038990013700
0.0543		1.38	3.00	38.00	7.93	10.00	9038990013800
0.0547		1.39	3.00	38.00	7.92	10.00	9038990013900
0.0551	#54	1.40	3.00	38.00	7.90	10.00	9038990014000
0.0555		1.41	3.00	38.00	7.89	10.00	9038990014100
0.0559		1.42	3.00	38.00	7.87	10.00	9038990014200
0.0563		1.43	3.00	38.00	7.86	10.00	9038990014300
0.0567		1.44	3.00	38.00	7.84	10.00	9038990014400
0.0571		1.45	3.00	38.00	7.83	10.00	9038990014500
0.0575		1.46	3.00	38.00	7.81	10.00	9038990014600
0.0579		1.47	3.00	38.00	7.80	10.00	9038990014700
0.0583		1.48	3.00	38.00	7.78	10.00	9038990014800
0.0587		1.49	3.00	38.00	7.77	10.00	9038990014900
0.0591		1.50	3.00	38.00	7.75	10.00	9038990015000
0.0594		1.51	3.00	38.00	7.74	10.00	9038990015100
0.0598		1.52	3.00	38.00	7.72	10.00	9038990015200
0.0602		1.53	3.00	38.00	7.71	10.00	9038990015300
0.0606		1.54	3.00	38.00	7.69	10.00	9038990015400
0.0610		1.55	3.00	38.00	7.68	10.00	9038990015500
0.0614		1.56	3.00	38.00	7.66	10.00	9038990015600
0.0618		1.57	3.00	38.00	7.65	10.00	9038990015700

Diameter (d_1) inch	wire/ltr	mm	d2 h6 mm	l_1 mm	t_{max} mm	l_2 mm	EDP #
0.0622		1.58	3.00	38.00	7.63	10.00	9038990015800
0.0626	1/16	1.59	3.00	38.00	7.62	10.00	9038990015900
0.0630		1.60	3.00	38.00	9.60	12.00	9038990016000
0.0634	#52	1.61	3.00	38.00	9.59	12.00	9038990016100
0.0638		1.62	3.00	38.00	9.57	12.00	9038990016200
0.0642		1.63	3.00	38.00	9.56	12.00	9038990016300
0.0646		1.64	3.00	38.00	9.54	12.00	9038990016400
0.0650		1.65	3.00	38.00	9.53	12.00	9038990016500
0.0654		1.66	3.00	38.00	9.51	12.00	9038990016600
0.0657		1.67	3.00	38.00	9.50	12.00	9038990016700
0.0661		1.68	3.00	38.00	9.48	12.00	9038990016800
0.0665		1.69	3.00	38.00	9.47	12.00	9038990016900
0.0669	#51	1.70	3.00	38.00	9.45	12.00	9038990017000
0.0673		1.71	3.00	38.00	9.44	12.00	9038990017100
0.0677		1.72	3.00	38.00	9.42	12.00	9038990017200
0.0681		1.73	3.00	38.00	9.41	12.00	9038990017300
0.0685		1.74	3.00	38.00	9.39	12.00	9038990017400
0.0689		1.75	3.00	38.00	9.38	12.00	9038990017500
0.0693		1.76	3.00	38.00	9.36	12.00	9038990017600
0.0697		1.77	3.00	38.00	9.35	12.00	9038990017700
0.0701		1.78	3.00	38.00	9.33	12.00	9038990017800
0.0705		1.79	3.00	38.00	9.32	12.00	9038990017900
0.0709		1.80	3.00	38.00	9.30	12.00	9038990018000
0.0713		1.81	3.00	38.00	9.29	12.00	9038990018100
0.0717		1.82	3.00	38.00	9.27	12.00	9038990018200
0.0720		1.83	3.00	38.00	9.26	12.00	9038990018300
0.0724		1.84	3.00	38.00	9.24	12.00	9038990018400
0.0728	#49	1.85	3.00	38.00	9.23	12.00	9038990018500
0.0732		1.86	3.00	38.00	9.21	12.00	9038990018600
0.0736		1.87	3.00	38.00	9.20	12.00	9038990018700
0.0740		1.88	3.00	38.00	9.18	12.00	9038990018800
0.0744		1.89	3.00	38.00	9.17	12.00	9038990018900
0.0748		1.90	3.00	38.00	9.15	12.00	9038990019000
0.0752		1.91	3.00	38.00	9.14	12.00	9038990019100
0.0756		1.92	3.00	38.00	9.12	12.00	9038990019200
0.0760	#48	1.93	3.00	38.00	9.11	12.00	9038990019300
0.0764		1.94	3.00	38.00	9.09	12.00	9038990019400
0.0768		1.95	3.00	38.00	9.08	12.00	9038990019500
0.0772		1.96	3.00	38.00	9.06	12.00	9038990019600
0.0776		1.97	3.00	38.00	9.05	12.00	9038990019700
0.0780	5/64	1.98	3.00	38.00	9.03	12.00	9038990019800
0.0783	#47	1.99	3.00	38.00	9.02	12.00	9038990019900
0.0787		2.00	3.00	38.00	9.00	12.00	9038990020000
0.0807		2.05	3.00	38.00	8.93	12.00	9038990020500
0.0827		2.10	3.00	38.00	8.85	12.00	9038990021000
0.0846		2.15	3.00	38.00	8.78	12.00	9038990021500
0.0866		2.20	3.00	38.00	8.70	12.00	9038990022000
0.0886		2.25	3.00	38.00	8.63	12.00	9038990022500
0.0906		2.30	3.00	38.00	8.55	12.00	9038990023000
0.0925		2.35	3.00	38.00	8.48	12.00	9038990023500
0.0945		2.40	3.00	38.00	8.40	12.00	9038990024000
0.0965		2.45	3.00	38.00	8.33	12.00	9038990024500
0.0984		2.50	3.00	38.00	8.25	12.00	9038990025000
0.1004		2.55	3.00	38.00	8.18	12.00	9038990025500
0.1024		2.60	3.00	38.00	8.10	12.00	9038990026000
0.1043		2.65	3.00	38.00	8.03	12.00	9038990026500
0.1063		2.70	3.00	38.00	7.95	12.00	9038990027000
0.1083		2.75	3.00	38.00	7.88	12.00	9038990027500
0.1102		2.80	3.00	38.00	7.80	12.00	9038990028000
0.1122		2.85	3.00	38.00	7.73	12.00	9038990028500
0.1142		2.90	3.00	38.00	7.65	12.00	9038990029000
0.1161	#32	2.95	3.00	38.00	7.58	12.00	9038990029500
0.1181		3.00	3.00	38.00	7.50	12.00	9038990030000

Exclusive Line micro-precision drills

Series no. **6400**

4xD	N	140°	m7		HA	R
Cutting depth	Type	Point angle	Tolerance on Ø	Without Internal coolant	Shank form	Cutting direction

Tool material: **Solid Carbide**

Surface: **A**

P	Steel	●
M	Stainless steel	●
K	Cast iron	●
N	Aluminum	○
S	Titanium alloys	○
H	Hardened steel	

●=Optimal
○=Limited

web thinning ≥ Ø 0.500 • facet point grinding • main cutting edge form straight • edge preparation

structural and case hardened steels • free-cutting steels, heat-treatable steels • alloyed steels up to 1200 N/mm² • stainless steels • cast materials

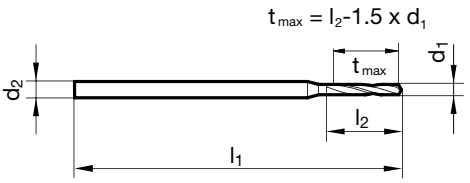

Speeds and feeds information on pg. 585

Diameter (d_1) inch	wire/ltr	mm	d2 h6 mm	l_1 mm	t_{max} mm	l_2 mm	EDP #
0.0197		0.50	3.00	47.00	2.40	3.00	**9064000005000**
0.0217		0.55	3.00	47.00	2.60	3.30	**9064000005500**
0.0236		0.60	3.00	47.00	2.90	3.60	**9064000006000**
0.0256		0.65	3.00	47.00	3.10	3.90	**9064000006500**
0.0276		0.70	3.00	47.00	3.30	4.20	**9064000007000**
0.0295		0.75	3.00	47.00	3.60	4.50	**9064000007500**
0.0315		0.80	3.00	47.00	3.80	4.80	**9064000008000**
0.0335		0.85	3.00	47.00	4.10	5.10	**9064000008500**
0.0354		0.90	3.00	47.00	4.30	5.40	**9064000009000**
0.0374		0.95	3.00	47.00	4.50	5.70	**9064000009500**
0.0394		1.00	3.00	47.00	4.80	6.00	**9064000010000**
0.0413		1.05	3.00	47.00	5.00	6.30	**9064000010500**
0.0433		1.10	3.00	47.00	5.30	6.60	**9064000011000**
0.0453		1.15	3.00	47.00	5.50	6.90	**9064000011500**
0.0472		1.20	3.00	47.00	5.70	7.20	**9064000012000**
0.0492		1.25	3.00	47.00	6.00	7.50	**9064000012500**
0.0512		1.30	3.00	47.00	6.20	7.80	**9064000013000**
0.0531		1.35	3.00	47.00	6.40	8.10	**9064000013500**
0.0551	#54	1.40	3.00	47.00	6.70	8.40	**9064000014000**
0.0571		1.45	3.00	47.00	6.90	8.70	**9064000014500**
0.0591		1.50	3.00	47.00	7.20	9.00	**9064000015000**
0.0610		1.55	3.00	47.00	7.40	9.30	**9064000015500**
0.0626	1/16	1.59	3.00	47.00	7.70	9.60	**9064000015900**
0.0630		1.60	3.00	47.00	7.60	9.60	**9064000016000**
0.0650		1.65	3.00	47.00	7.90	9.90	**9064000016500**
0.0669	#51	1.70	3.00	47.00	8.10	10.20	**9064000017000**
0.0689		1.75	3.00	47.00	8.40	10.50	**9064000017500**
0.0709		1.80	3.00	52.00	8.60	10.80	**9064000018000**

Diameter (d_1) inch	wire/ltr	mm	d2 h6 mm	l_1 mm	t_{max} mm	l_2 mm	EDP #
0.0728	#49	1.85	3.00	52.00	8.80	11.10	**9064000018500**
0.0748		1.90	3.00	52.00	9.10	11.40	**9064000019000**
0.0768		1.95	3.00	52.00	9.30	11.70	**9064000019500**
0.0780	5/64	1.98	4.00	59.00	9.60	12.00	**9064000019800**
0.0787		2.00	4.00	59.00	9.60	12.00	**9064000020000**
0.0807		2.05	4.00	59.00	9.80	12.30	**9064000020500**
0.0827		2.10	4.00	59.00	10.00	12.60	**9064000021000**
0.0846		2.15	4.00	59.00	10.30	12.90	**9064000021500**
0.0866		2.20	4.00	59.00	10.50	13.20	**9064000022000**
0.0886		2.25	4.00	59.00	10.70	13.50	**9064000022500**
0.0906		2.30	4.00	59.00	11.00	13.80	**9064000023000**
0.0925		2.35	4.00	59.00	11.20	14.10	**9064000023500**
0.0937	3/32	2.38	4.00	59.00	11.50	14.40	**9064000023800**
0.0945		2.40	4.00	59.00	11.50	14.40	**9064000024000**
0.0965		2.45	4.00	59.00	11.70	14.70	**9064000024500**
0.0984		2.50	4.00	59.00	11.90	15.00	**9064000025000**
0.1004		2.55	4.00	59.00	12.20	15.30	**9064000025500**
0.1024		2.60	4.00	59.00	12.40	15.60	**9064000026000**
0.1043		2.65	4.00	59.00	12.70	15.90	**9064000026500**
0.1063		2.70	4.00	59.00	12.90	16.20	**9064000027000**
0.1083		2.75	4.00	59.00	13.10	16.50	**9064000027500**
0.1094	7/64	2.78	4.00	59.00	13.40	16.80	**9064000027800**
0.1102		2.80	4.00	59.00	13.40	16.80	**9064000028000**
0.1122		2.85	4.00	59.00	13.60	17.10	**9064000028500**
0.1142		2.90	4.00	59.00	13.90	17.40	**9064000029000**
0.1161	#32	2.95	4.00	59.00	14.10	17.70	**9064000029500**
0.1181		3.00	4.00	59.00	14.30	18.00	**9064000030000**

Exclusive Line micro-precision drills

Series no. **6405**

5xD	N	140°	m7		HA	R
Cutting depth	Type	Point angle	Tolerance on Ø	Internal coolant	Shank form	Cutting direction

Tool material: **Solid Carbide**

Surface: **A**

P	Steel	●
M	Stainless steel	●
K	Cast iron	●
N	Aluminum	○
S	Titanium alloys	○
H	Hardened steel	

●=Optimal
○=Limited

web thinning ≥ Ø 1.400 • facet point grinding • main cutting edge form straight • edge preparation

structural and case hardened steels • free-cutting steels, heat-treatable steels • alloyed steels up to 1200 N/mm² • stainless steels • cast materials

$t_{max} = l_2\text{-}1.5 \times d_1$

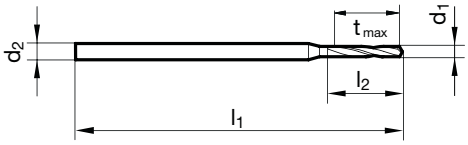

Speeds and feeds information on pg. 586

Diameter (d_1) inch	wire/ltr	mm	d2 h6 mm	l_1 mm	t_{max} mm	l_2 mm	EDP #
0.0551	#54	1.40	4.00	52.00	9.30	11.00	**9064050014000**
0.0571		1.45	4.00	52.00	10.20	12.00	**9064050014500**
0.0591		1.50	4.00	52.00	10.20	12.00	**9064050015000**
0.0610		1.55	4.00	52.00	10.10	12.00	**9064050015500**
0.0626	1/16	1.59	4.00	52.00	11.10	13.00	**9064050015900**
0.0630		1.60	4.00	52.00	11.00	13.00	**9064050016000**
0.0650		1.65	4.00	52.00	11.00	13.00	**9064050016500**
0.0669	#51	1.70	4.00	56.00	11.90	14.00	**9064050017000**
0.0689		1.75	4.00	56.00	11.90	14.00	**9064050017500**
0.0709		1.80	4.00	56.00	11.80	14.00	**9064050018000**
0.0728	#49	1.85	4.00	56.00	12.70	15.00	**9064050018500**
0.0748		1.90	4.00	56.00	12.70	15.00	**9064050019000**
0.0768		1.95	4.00	56.00	13.60	16.00	**9064050019500**
0.0780	5/64	1.98	4.00	56.00	13.60	16.00	**9064050019800**
0.0787		2.00	4.00	56.00	13.60	16.00	**9064050020000**
0.0807		2.05	4.00	56.00	13.50	16.00	**9064050020500**
0.0827		2.10	4.00	62.00	14.40	17.00	**9064050021000**
0.0846		2.15	4.00	62.00	14.40	17.00	**9064050021500**
0.0866		2.20	4.00	62.00	15.30	18.00	**9064050022000**

Diameter (d_1) inch	wire/ltr	mm	d2 h6 mm	l_1 mm	t_{max} mm	l_2 mm	EDP #
0.0886		2.25	4.00	62.00	15.20	18.00	**9064050022500**
0.0906		2.30	4.00	62.00	15.20	18.00	**9064050023000**
0.0925		2.35	4.00	62.00	16.10	19.00	**9064050023500**
0.0937	3/32	2.38	4.00	62.00	16.10	19.00	**9064050023800**
0.0945		2.40	4.00	62.00	16.10	19.00	**9064050024000**
0.0965		2.45	4.00	62.00	17.00	20.00	**9064050024500**
0.0984		2.50	4.00	62.00	16.90	20.00	**9064050025000**
0.1004		2.55	4.00	62.00	16.90	20.00	**9064050025500**
0.1024		2.60	4.00	66.00	17.80	21.00	**9064050026000**
0.1043		2.65	4.00	66.00	17.80	21.00	**9064050026500**
0.1063		2.70	4.00	66.00	18.70	22.00	**9064050027000**
0.1083		2.75	4.00	66.00	18.60	22.00	**9064050027500**
0.1094	7/64	2.78	4.00	66.00	18.60	22.00	**9064050027800**
0.1102		2.80	4.00	66.00	18.60	22.00	**9064050028000**
0.1122		2.85	4.00	66.00	19.50	23.00	**9064050028500**
0.1142		2.90	4.00	66.00	19.50	23.00	**9064050029000**
0.1161	#32	2.95	4.00	66.00	20.40	24.00	**9064050029500**
0.1181		3.00	4.00	66.00	20.30	24.00	**9064050030000**

Exclusive Line micro-precision drills

Series no. **6401**

Tool material **Solid Carbide**

Surface **A**

P	Steel	●
M	Stainless steel	●
K	Cast iron	●
N	Aluminum	○
S	Titanium alloys	○
H	Hardened steel	

●=Optimal
○=Limited

web thinning ≥ Ø 0.500 • facet point grinding • main cutting edge form straight • edge preparation

structural and case hardened steels • free-cutting steels, heat-treatable steels • alloyed steels up to 1200 N/mm² • stainless steels • cast materials

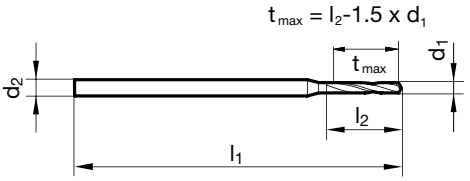

Speeds and feeds information on pg. 585

Diameter (d_1) inch	wire/ltr	mm	d2 h6 mm	l_1 mm	t_{max} mm	l_2 mm	EDP #
0.0197		0.50	3.00	47.00	3.40	4.00	**9064010005000**
0.0217		0.55	3.00	47.00	3.70	4.40	**9064010005500**
0.0236		0.60	3.00	47.00	4.10	4.80	**9064010006000**
0.0256		0.65	3.00	47.00	4.40	5.20	**9064010006500**
0.0276		0.70	3.00	47.00	4.70	5.60	**9064010007000**
0.0295		0.75	3.00	47.00	5.10	6.00	**9064010007500**
0.0315		0.80	3.00	47.00	5.40	6.40	**9064010008000**
0.0335		0.85	3.00	47.00	5.80	6.80	**9064010008500**
0.0354		0.90	3.00	47.00	6.10	7.20	**9064010009000**
0.0374		0.95	3.00	47.00	6.40	7.60	**9064010009500**
0.0394		1.00	3.00	47.00	6.80	8.00	**9064010010000**
0.0413		1.05	3.00	47.00	7.10	8.40	**9064010010500**
0.0433		1.10	3.00	47.00	7.50	8.80	**9064010011000**
0.0453		1.15	3.00	47.00	7.80	9.20	**9064010011500**
0.0472		1.20	3.00	52.00	9.30	10.80	**9064010012000**
0.0492		1.25	3.00	52.00	9.80	11.30	**9064010012500**
0.0512		1.30	3.00	52.00	10.10	11.70	**9064010013000**
0.0531		1.35	3.00	52.00	10.50	12.20	**9064010013500**
0.0551	#54	1.40	3.00	52.00	10.90	12.60	**9064010014000**
0.0571		1.45	3.00	52.00	11.30	13.10	**9064010014500**
0.0591		1.50	3.00	52.00	11.70	13.50	**9064010015000**
0.0610		1.55	3.00	52.00	12.10	14.00	**9064010015500**
0.0626	1/16	1.59	3.00	52.00	12.50	14.40	**9064010015900**
0.0630		1.60	3.00	52.00	12.40	14.40	**9064010016000**
0.0650		1.65	3.00	52.00	12.90	14.90	**9064010016500**
0.0669	#51	1.70	3.00	52.00	13.20	15.30	**9064010017000**
0.0689		1.75	3.00	52.00	13.70	15.80	**9064010017500**
0.0709		1.80	3.00	52.00	14.00	16.20	**9064010018000**

Diameter (d_1) inch	wire/ltr	mm	d2 h6 mm	l_1 mm	t_{max} mm	l_2 mm	EDP #
0.0728	#49	1.85	3.00	52.00	14.40	16.70	**9064010018500**
0.0748		1.90	3.00	52.00	14.80	17.10	**9064010019000**
0.0768		1.95	3.00	52.00	15.20	17.60	**9064010019500**
0.0780	5/64	1.98	4.00	63.00	15.60	18.00	**9064010019800**
0.0787		2.00	4.00	63.00	15.60	18.00	**9064010020000**
0.0807		2.05	4.00	63.00	16.00	18.50	**9064010020500**
0.0827		2.10	4.00	63.00	16.30	18.90	**9064010021000**
0.0846		2.15	4.00	63.00	16.80	19.40	**9064010021500**
0.0866		2.20	4.00	63.00	17.10	19.80	**9064010022000**
0.0886		2.25	4.00	63.00	17.50	20.30	**9064010022500**
0.0906		2.30	4.00	63.00	17.90	20.70	**9064010023000**
0.0925		2.35	4.00	63.00	18.30	21.20	**9064010023500**
0.0937	3/32	2.38	4.00	63.00	18.70	21.60	**9064010023800**
0.0945		2.40	4.00	63.00	18.70	21.60	**9064010024000**
0.0965		2.45	4.00	63.00	19.10	22.10	**9064010024500**
0.0984		2.50	4.00	63.00	19.40	22.50	**9064010025000**
0.1004		2.55	4.00	63.00	19.90	23.00	**9064010025500**
0.1024		2.60	4.00	67.00	20.20	23.40	**9064010026000**
0.1043		2.65	4.00	67.00	20.70	23.90	**9064010026500**
0.1063		2.70	4.00	67.00	21.00	24.30	**9064010027000**
0.1083		2.75	4.00	67.00	21.40	24.80	**9064010027500**
0.1094	7/64	2.78	4.00	67.00	21.80	25.20	**9064010027800**
0.1102		2.80	4.00	67.00	21.80	25.20	**9064010028000**
0.1122		2.85	4.00	67.00	22.20	25.70	**9064010028500**
0.1142		2.90	4.00	67.00	22.60	26.10	**9064010029000**
0.1161	#32	2.95	4.00	67.00	23.00	26.60	**9064010029500**
0.1181		3.00	4.00	67.00	23.30	27.00	**9064010030000**

Exclusive Line micro-precision drills

Series no. **6408**

8xD	N	135°	h7		HA	R
Cutting depth	Type	Point angle	Tolerance on Ø	Internal coolant	Shank form	Cutting direction

Tool material: **Solid Carbide**

Surface: **A**

P	Steel	●
M	Stainless steel	●
K	Cast iron	●
N	Aluminum	○
S	Titanium alloys	○
H	Hardened steel	

●=Optimal
○=Limited

web thinning ≥ Ø 1.400 • facet point grinding • main cutting edge form straight • edge preparation

structural and case hardened steels • free-cutting steels, heat-treatable steels • alloyed steels up to 1200 N/mm² • stainless steels • cast materials

$t_{max} = l_2\text{-}1.5 \times d_1$

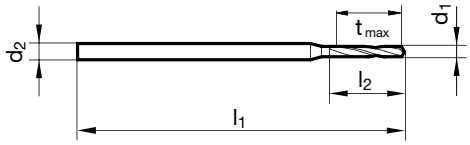

Speeds and feeds information on pg. 586

Diameter (d_1) inch	wire/ltr	mm	d2 h6 mm	l_1 mm	t_{max} mm	l_2 mm	EDP #
0.0551	#54	1.40	4.00	52.00	12.80	15.00	**9064080014000**
0.0571		1.45	4.00	52.00	13.80	16.00	**9064080014500**
0.0591		1.50	4.00	52.00	14.70	17.00	**9064080015000**
0.0610		1.55	4.00	52.00	14.60	17.00	**9064080015500**
0.0626	1/16	1.59	4.00	52.00	15.50	18.00	**9064080015900**
0.0630		1.60	4.00	52.00	15.50	18.00	**9064080016000**
0.0650		1.65	4.00	52.00	15.40	18.00	**9064080016500**
0.0669	#51	1.70	4.00	56.00	16.40	19.00	**9064080017000**
0.0689		1.75	4.00	56.00	16.30	19.00	**9064080017500**
0.0709		1.80	4.00	56.00	17.70	20.00	**9064080018000**
0.0728	#49	1.85	4.00	56.00	17.70	20.00	**9064080018500**
0.0748		1.90	4.00	56.00	18.60	21.00	**9064080019000**
0.0768		1.95	4.00	56.00	18.60	21.00	**9064080019500**
0.0780	5/64	1.98	4.00	56.00	19.50	22.00	**9064080019800**
0.0787		2.00	4.00	56.00	19.50	22.00	**9064080020000**
0.0807		2.05	4.00	56.00	20.40	23.00	**9064080020500**
0.0827		2.10	4.00	62.00	20.40	23.00	**9064080021000**
0.0846		2.15	4.00	62.00	21.30	24.00	**9064080021500**
0.0866		2.20	4.00	62.00	21.20	24.00	**9064080022000**

Diameter (d_1) inch	wire/ltr	mm	d2 h6 mm	l_1 mm	t_{max} mm	l_2 mm	EDP #
0.0886		2.25	4.00	62.00	22.20	25.00	**9064080022500**
0.0906		2.30	4.00	62.00	22.10	25.00	**9064080023000**
0.0925		2.35	4.00	62.00	23.10	26.00	**9064080023500**
0.0937	3/32	2.38	4.00	62.00	23.00	26.00	**9064080023800**
0.0945		2.40	4.00	62.00	23.00	26.00	**9064080024000**
0.0965		2.45	4.00	62.00	23.90	27.00	**9064080024500**
0.0984		2.50	4.00	62.00	24.90	28.00	**9064080025000**
0.1004		2.55	4.00	62.00	24.80	28.00	**9064080025500**
0.1024		2.60	4.00	66.00	25.70	29.00	**9064080026000**
0.1043		2.65	4.00	66.00	25.70	29.00	**9064080026500**
0.1063		2.70	4.00	66.00	26.60	30.00	**9064080027000**
0.1083		2.75	4.00	66.00	26.60	30.00	**9064080027500**
0.1094	7/64	2.78	4.00	66.00	27.50	31.00	**9064080027800**
0.1102		2.80	4.00	66.00	27.50	31.00	**9064080028000**
0.1122		2.85	4.00	66.00	27.40	31.00	**9064080028500**
0.1142		2.90	4.00	66.00	28.40	32.00	**9064080029000**
0.1161	#32	2.95	4.00	66.00	28.30	32.00	**9064080029500**
0.1181		3.00	4.00	66.00	29.20	33.00	**9064080030000**

Spot Drilling

In order to achieve full performance with Series 6408 carbide micro-precision drills, we recommend spot drilling.

The Series 6400 solid carbide micro-precision drill can be applied for this purpose. The spot drill diameter should be approximately 2/3 of the subsequent hole diameter.

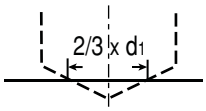

Exclusive Line micro-precision drills

Series no. **6412**

15xD	N	135°	h7		HA	R
Cutting depth	Type	Point angle	Tolerance on Ø	Internal coolant	Shank form	Cutting direction

Tool material: **Solid Carbide**

Surface: **A**

P	Steel	●
M	Stainless steel	●
K	Cast iron	●
N	Aluminum	○
S	Titanium alloys	○
H	Hardened steel	

●=Optimal
○=Limited

web thinning ≥ Ø 1.400 • facet point grinding • main cutting edge form straight • edge preparation

structural and case hardened steels • free-cutting steels, heat-treatable steels • alloyed steels up to 1200 N/mm² • stainless steels • cast materials

$t_{max} = l_2\text{-}1.5 \times d_1$

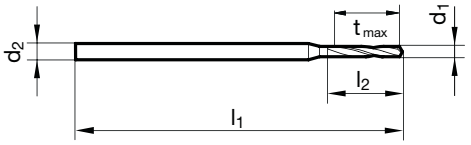

Speeds and feeds information on pg. 587

Diameter (d_1) inch	wire/ltr	mm	d2 h6 mm	l_1 mm	t_{max} mm	l_2 mm	EDP #
0.0551		1.40	4.00	62.00	22.80	25.00	**9064120014000**
0.0591		1.50	4.00	62.00	24.70	27.00	**9064120015000**
0.0626	1/16	1.59	4.00	62.00	26.50	29.00	**9064120015900**
0.0630		1.60	4.00	62.00	26.50	29.00	**9064120016000**
0.0669		1.70	4.00	70.00	28.40	31.00	**9064120017000**
0.0689		1.75	4.00	70.00	29.30	32.00	**9064120017500**
0.0709		1.80	4.00	70.00	29.70	32.00	**9064120018000**
0.0748		1.90	4.00	70.00	31.60	34.00	**9064120019000**
0.0780	5/64	1.98	4.00	70.00	33.50	36.00	**9064120019800**
0.0787		2.00	4.00	70.00	33.50	36.00	**9064120020000**
0.0827		2.10	4.00	78.00	35.40	38.00	**9064120021000**

Diameter (d_1) inch	wire/ltr	mm	d2 h6 mm	l_1 mm	t_{max} mm	l_2 mm	EDP #
0.0866		2.20	4.00	78.00	37.20	40.00	**9064120022000**
0.0906		2.30	4.00	78.00	39.10	42.00	**9064120023000**
0.0937	3/32	2.38	4.00	78.00	41.00	44.00	**9064120023800**
0.0945		2.40	4.00	78.00	41.00	44.00	**9064120024000**
0.0984		2.50	4.00	78.00	41.90	45.00	**9064120025000**
0.1024		2.60	4.00	87.00	43.70	47.00	**9064120026000**
0.1063		2.70	4.00	87.00	44.60	48.00	**9064120027000**
0.1094	7/64	2.78	4.00	87.00	46.50	50.00	**9064120027800**
0.1102		2.80	4.00	87.00	46.50	50.00	**9064120028000**
0.1142		2.90	4.00	87.00	48.40	52.00	**9064120029000**
0.1181		3.00	4.00	87.00	50.20	54.00	**9064120030000**

Pilot drilling

It is recommended to utilize a pilot drill for the series 6412 deep hole micro drill. Use series 6400 or 6405 drills with m7 diameter tolerance and 140° point to drill a minimum of 1xD deep. Then enter the pilot hole with the deep hole drill at max. 300RPM and 20IPM stopping shy of the bottom of the pilot hole. Start high pressure coolant and increase RPM to recommended operating speed. Drill at recommended feed rate to hole depth without pecking. Slow to max. 300RPM before retracting.

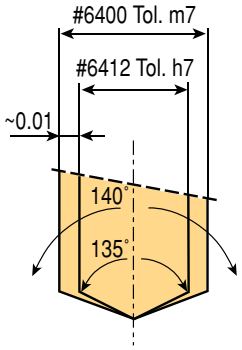

GUHRING PCD SPECIALS

We build tools to meet your application needs.

STUB LENGTH CARBIDE DRILLS



~3xD Cutting depth | N Type | 118° Point angle | h7 Tolerance on Ø | Without Internal coolant | Cyl Shank form | R Cutting direction | GUHRING SELECT

Tool material: Solid Carbide

Surface: ◯

P	Steel	○
M	Stainless steel	○
K	Cast iron	○
N	Aluminum	●
S	Titanium alloys	○
H	Hardened steel	

●=Optimal
○=Limited

web thinning ≥ Ø 2.060
• facet point grinding
• main cutting edge form straight

structural and case hardened steels
• free-cutting steels, heat-treatable steels
• grey cast iron • bronze, brass • aluminum and Al-alloys
• magnesium

$t_{max} = l_2\text{-}1.5 \times d_1$

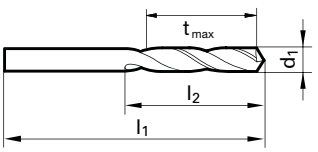

Speeds and feeds information on pg. 543

Shank diameter = cut diameter

Diameter (d1) inch	wire/ltr	mm	l1 mm	t_{max} mm	l2 mm	EDP #
0.0197		0.50	20.00	2.25	3.00	9007300005000
0.0236		0.60	21.00	2.60	3.50	9007300006000
0.0276		0.70	23.00	3.45	4.50	9007300007000
0.0315		0.80	24.00	3.80	5.00	9007300008000
0.0354		0.90	25.00	4.15	5.50	9007300009000
0.0394		1.00	26.00	4.50	6.00	9007300010000
0.0402	#60	1.02	26.00	4.47	6.00	9007300010200
0.0409	#59	1.04	26.00	4.44	6.00	9007300010400
0.0421	#58	1.07	28.00	5.40	7.00	9007300010700
0.0429	#57	1.09	28.00	5.37	7.00	9007300010900
0.0433		1.10	28.00	5.35	7.00	9007300011000
0.0465	#56	1.18	28.00	5.23	7.00	9007300011800
0.0469	3/64	1.19	30.00	6.22	8.00	9007300011900
0.0472		1.20	30.00	6.20	8.00	9007300012000
0.0512		1.30	30.00	6.05	8.00	9007300013000
0.0520	#55	1.32	30.00	6.02	8.00	9007300013200
0.0551	#54	1.40	32.00	6.90	9.00	9007300014000
0.0591		1.50	32.00	6.75	9.00	9007300015000
0.0594	#53	1.51	34.00	7.74	10.00	9007300015100
0.0626	1/16	1.59	34.00	7.62	10.00	9007300015900
0.0630		1.60	34.00	7.60	10.00	9007300016000
0.0634	#52	1.61	34.00	7.59	10.00	9007300016100
0.0669	#51	1.70	34.00	7.45	10.00	9007300017000
0.0701	#50	1.78	36.00	8.33	11.00	9007300017800
0.0709		1.80	36.00	8.30	11.00	9007300018000
0.0728	#49	1.85	36.00	8.23	11.00	9007300018500
0.0748		1.90	36.00	8.15	11.00	9007300019000
0.0760	#48	1.93	38.00	9.11	12.00	9007300019300
0.0780	5/64	1.98	38.00	9.03	12.00	9007300019800
0.0783	#47	1.99	38.00	9.02	12.00	9007300019900
0.0787		2.00	38.00	9.00	12.00	9007300020000
0.0811	#46	2.06	38.00	8.91	12.00	9007300020600
0.0819	#45	2.08	38.00	8.88	12.00	9007300020800
0.0827		2.10	38.00	8.85	12.00	9007300021000
0.0858	#44	2.18	40.00	9.73	13.00	9007300021800
0.0866		2.20	40.00	9.70	13.00	9007300022000
0.0886		2.25	40.00	9.63	13.00	9007300022500
0.0890	#43	2.26	40.00	9.61	13.00	9007300022600
0.0906		2.30	40.00	9.55	13.00	9007300023000
0.0933	#42	2.37	43.00	10.45	14.00	9007300023700
0.0937	3/32	2.38	43.00	10.43	14.00	9007300023800
0.0945		2.40	43.00	10.40	14.00	9007300024000

Diameter (d1) inch	wire/ltr	mm	l1 mm	t_{max} mm	l2 mm	EDP #
0.0961	#41	2.44	43.00	10.34	14.00	9007300024400
0.0980	#40	2.49	43.00	10.27	14.00	9007300024900
0.0984		2.50	43.00	10.25	14.00	9007300025000
0.0996	#39	2.53	43.00	10.21	14.00	9007300025300
0.1016	#38	2.58	43.00	10.13	14.00	9007300025800
0.1024		2.60	43.00	10.10	14.00	9007300026000
0.1039	#37	2.64	43.00	10.04	14.00	9007300026400
0.1063		2.70	46.00	11.95	16.00	9007300027000
0.1067	#36	2.71	46.00	11.94	16.00	9007300027100
0.1094	7/64	2.78	46.00	11.83	16.00	9007300027800
0.1098	#35	2.79	46.00	11.82	16.00	9007300027900
0.1102		2.80	46.00	11.80	16.00	9007300028000
0.1110	#34	2.82	46.00	11.77	16.00	9007300028200
0.1130	#33	2.87	46.00	11.70	16.00	9007300028700
0.1142		2.90	46.00	11.65	16.00	9007300029000
0.1161	#32	2.95	46.00	11.58	16.00	9007300029500
0.1181		3.00	46.00	11.50	16.00	9007300030000
0.1201		3.05	49.00	13.43	18.00	9007300030500
0.1220		3.10	49.00	13.35	18.00	9007300031000
0.1248	1/8	3.17	49.00	13.25	18.00	9007300031700
0.1260		3.20	49.00	13.20	18.00	9007300032000
0.1283	#30	3.26	49.00	13.11	18.00	9007300032600
0.1299		3.30	49.00	13.05	18.00	9007300033000
0.1339		3.40	52.00	14.90	20.00	9007300034000
0.1358	#29	3.45	52.00	14.83	20.00	9007300034500
0.1378		3.50	52.00	14.75	20.00	9007300035000
0.1406	9/64 #28	3.57	52.00	14.65	20.00	9007300035700
0.1417		3.60	52.00	14.60	20.00	9007300036000
0.1441	#27	3.66	52.00	14.51	20.00	9007300036600
0.1457		3.70	52.00	14.45	20.00	9007300037000
0.1469	#26	3.73	52.00	14.41	20.00	9007300037300
0.1496	#25	3.80	55.00	16.30	22.00	9007300038000
0.1520	#24	3.86	55.00	16.21	22.00	9007300038600
0.1535		3.90	55.00	16.15	22.00	9007300039000
0.1539	#23	3.91	55.00	16.14	22.00	9007300039100
0.1563	5/32	3.97	55.00	16.05	22.00	9007300039700
0.1571	#22	3.99	55.00	16.02	22.00	9007300039900
0.1575		4.00	55.00	16.00	22.00	9007300040000
0.1591	#21	4.04	55.00	15.94	22.00	9007300040400
0.1614		4.10	55.00	15.85	22.00	9007300041000
0.1654		4.20	55.00	15.70	22.00	9007300042000
0.1661	#19	4.22	55.00	15.67	22.00	9007300042200

Stub length drills

Series no. **730**

Diameter (d1) inch	wire/ltr	mm	l1 mm	t_{max} mm	l2 mm	EDP #
0.1693	#18	4.30	58.00	17.55	24.00	**9007300043000**
0.1720	11/64	4.37	58.00	17.45	24.00	**9007300043700**
0.1728	#17	4.39	58.00	17.42	24.00	**9007300043900**
0.1732		4.40	58.00	17.40	24.00	**9007300044000**
0.1772	#16	4.50	58.00	17.25	24.00	**9007300045000**
0.1799	#15	4.57	58.00	17.15	24.00	**9007300045700**
0.1811		4.60	58.00	17.10	24.00	**9007300046000**
0.1819	#14	4.62	58.00	17.07	24.00	**9007300046200**
0.1850	#13	4.70	58.00	16.95	24.00	**9007300047000**
0.1874	3/16	4.76	62.00	18.86	26.00	**9007300047600**
0.1890	#12	4.80	62.00	18.80	26.00	**9007300048000**
0.1909	#11	4.85	62.00	18.73	26.00	**9007300048500**
0.1929		4.90	62.00	18.65	26.00	**9007300049000**
0.1937	#10	4.92	62.00	18.62	26.00	**9007300049200**
0.1961	#9	4.98	62.00	18.53	26.00	**9007300049800**
0.1969		5.00	62.00	18.50	26.00	**9007300050000**
0.1992	#8	5.06	62.00	18.41	26.00	**9007300050600**
0.2008		5.10	62.00	18.35	26.00	**9007300051000**
0.2012	#7	5.11	62.00	18.34	26.00	**9007300051100**
0.2031	13/64	5.16	62.00	18.26	26.00	**9007300051600**
0.2039	#6	5.18	62.00	18.23	26.00	**9007300051800**
0.2047		5.20	62.00	18.20	26.00	**9007300052000**
0.2055	#5	5.22	62.00	18.17	26.00	**9007300052200**
0.2087		5.30	62.00	18.05	26.00	**9007300053000**
0.2091	#4	5.31	66.00	20.04	28.00	**9007300053100**
0.2126		5.40	66.00	19.90	28.00	**9007300054000**
0.2130	#3	5.41	66.00	19.89	28.00	**9007300054100**
0.2165		5.50	66.00	19.75	28.00	**9007300055000**
0.2189	7/32	5.56	66.00	19.66	28.00	**9007300055600**
0.2205		5.60	66.00	19.60	28.00	**9007300056000**
0.2244		5.70	66.00	19.45	28.00	**9007300057000**
0.2280	#1	5.79	66.00	19.32	28.00	**9007300057900**
0.2283		5.80	66.00	19.30	28.00	**9007300058000**
0.2323		5.90	66.00	19.15	28.00	**9007300059000**
0.2339		5.94	66.00	19.09	28.00	**9007300059400**
0.2343	15/64	5.95	66.00	19.08	28.00	**9007300059500**
0.2362		6.00	66.00	19.00	28.00	**9007300060000**
0.2378		6.04	70.00	21.94	31.00	**9007300060400**
0.2402		6.10	70.00	21.85	31.00	**9007300061000**
0.2421	C	6.15	70.00	21.78	31.00	**9007300061500**
0.2441		6.20	70.00	21.70	31.00	**9007300062000**
0.2461	D	6.25	70.00	21.63	31.00	**9007300062500**
0.2480		6.30	70.00	21.55	31.00	**9007300063000**
0.2500	1/4 E	6.35	70.00	21.48	31.00	**9007300063500**
0.2520		6.40	70.00	21.40	31.00	**9007300064000**
0.2559		6.50	70.00	21.25	31.00	**9007300065000**
0.2571		6.53	70.00	21.21	31.00	**9007300065300**
0.2598		6.60	70.00	21.10	31.00	**9007300066000**
0.2610	G	6.63	70.00	21.06	31.00	**9007300066300**
0.2638		6.70	70.00	20.95	31.00	**9007300067000**
0.2657	17/64 H	6.75	74.00	23.88	34.00	**9007300067500**
0.2677		6.80	74.00	23.80	34.00	**9007300068000**
0.2717	I	6.90	74.00	23.65	34.00	**9007300069000**
0.2756		7.00	74.00	23.50	34.00	**9007300070000**
0.2768	J	7.03	74.00	23.46	34.00	**9007300070300**
0.2795		7.10	74.00	23.35	34.00	**9007300071000**
0.2811	9/32 K	7.14	74.00	23.29	34.00	**9007300071400**
0.2835		7.20	74.00	23.20	34.00	**9007300072000**
0.2874		7.30	74.00	23.05	34.00	**9007300073000**
0.2902	L	7.37	74.00	22.95	34.00	**9007300073700**
0.2913		7.40	74.00	22.90	34.00	**9007300074000**
0.2949	M	7.49	74.00	22.77	34.00	**9007300074900**
0.2953		7.50	74.00	22.75	34.00	**9007300075000**
0.2969	19/64	7.54	79.00	25.69	37.00	**9007300075400**
0.2992		7.60	79.00	25.60	37.00	**9007300076000**

Diameter (d1) inch	wire/ltr	mm	l1 mm	t_{max} mm	l2 mm	EDP #
0.3020		7.67	79.00	25.50	37.00	**9007300076700**
0.3031		7.70	79.00	25.45	37.00	**9007300077000**
0.3071		7.80	79.00	25.30	37.00	**9007300078000**
0.3110		7.90	79.00	25.15	37.00	**9007300079000**
0.3126	5/16	7.94	79.00	25.09	37.00	**9007300079400**
0.3150		8.00	79.00	25.00	37.00	**9007300080000**
0.3161	O	8.03	79.00	24.96	37.00	**9007300080300**
0.3189		8.10	79.00	24.85	37.00	**9007300081000**
0.3228	P	8.20	79.00	24.70	37.00	**9007300082000**
0.3268		8.30	79.00	24.55	37.00	**9007300083000**
0.3280	21/64	8.33	79.00	24.51	37.00	**9007300083300**
0.3307		8.40	79.00	24.40	37.00	**9007300084000**
0.3319	Q	8.43	79.00	24.36	37.00	**9007300084300**
0.3346		8.50	79.00	24.25	37.00	**9007300085000**
0.3386		8.60	84.00	27.10	40.00	**9007300086000**
0.3390	R	8.61	84.00	27.09	40.00	**9007300086100**
0.3425		8.70	84.00	26.95	40.00	**9007300087000**
0.3437	11/32	8.73	84.00	26.91	40.00	**9007300087300**
0.3465		8.80	84.00	26.80	40.00	**9007300088000**
0.3480	S	8.84	84.00	26.74	40.00	**9007300088400**
0.3504		8.90	84.00	26.65	40.00	**9007300089000**
0.3543		9.00	84.00	26.50	40.00	**9007300090000**
0.3579		9.09	84.00	26.37	40.00	**9007300090900**
0.3583		9.10	84.00	26.35	40.00	**9007300091000**
0.3594	23/64	9.13	84.00	26.31	40.00	**9007300091300**
0.3622		9.20	84.00	26.20	40.00	**9007300092000**
0.3661		9.30	84.00	26.05	40.00	**9007300093000**
0.3677	U	9.34	84.00	25.99	40.00	**9007300093400**
0.3701		9.40	84.00	25.90	40.00	**9007300094000**
0.3740		9.50	84.00	25.75	40.00	**9007300095000**
0.3748	3/8	9.52	89.00	28.72	43.00	**9007300095200**
0.3772	V	9.58	89.00	28.63	43.00	**9007300095800**
0.3780		9.60	89.00	28.60	43.00	**9007300096000**
0.3819		9.70	89.00	28.45	43.00	**9007300097000**
0.3858	W	9.80	89.00	28.30	43.00	**9007300098000**
0.3898		9.90	89.00	28.15	43.00	**9007300099000**
0.3906	25/64	9.92	89.00	28.12	43.00	**9007300099200**
0.3937		10.00	89.00	28.00	43.00	**9007300100000**
0.3969	X	10.08	89.00	27.88	43.00	**9007300100800**
0.4016		10.20	89.00	27.70	43.00	**9007300102000**
0.4039	Y	10.26	89.00	27.61	43.00	**9007300102600**
0.4055		10.30	89.00	27.55	43.00	**9007300103000**
0.4063	13/32	10.32	89.00	27.52	43.00	**9007300103200**
0.4130	Z	10.49	89.00	27.27	43.00	**9007300104900**
0.4134		10.50	89.00	27.25	43.00	**9007300105000**
0.4220	27/64	10.72	95.00	30.92	47.00	**9007300107200**
0.4331		11.00	95.00	30.50	47.00	**9007300110000**
0.4374	7/16	11.11	95.00	30.34	47.00	**9007300111100**
0.4528		11.50	95.00	29.75	47.00	**9007300115000**
0.4531	29/64	11.51	95.00	29.74	47.00	**9007300115100**
0.4689	15/32	11.91	102.00	33.14	51.00	**9007300119100**
0.4724		12.00	102.00	33.00	51.00	**9007300120000**
0.4843	31/64	12.30	102.00	32.55	51.00	**9007300123000**
0.5000	1/2	12.70	102.00	31.95	51.00	**9007300127000**
0.5118		13.00	102.00	31.50	51.00	**9007300130000**
0.5311	17/32	13.49	107.00	33.77	54.00	**9007300134900**
0.5512		14.00	107.00	33.00	54.00	**9007300140000**
0.5626	9/16	14.29	111.00	34.57	56.00	**9007300142900**
0.5906		15.00	111.00	33.50	56.00	**9007300150000**
0.6299		16.00	115.00	34.00	58.00	**9007300160000**

Stub length drills 2463

~3xD Cutting depth | N Type | 118° Point angle | h7 Tolerance on Ø | Without Internal coolant | Cyl Shank form | R Cutting direction | GUHRING SELECT

Tool material: **Solid Carbide**

Surface: F

P	Steel	○
M	Stainless steel	○
K	Cast iron	○
N	Aluminum	●
S	Titanium alloys	○
H	Hardened steel	

●=Optimal
○=Limited

web thinning ≥ Ø 2.060
• facet point grinding
• main cutting edge form straight

structural and case hardened steels • free-cutting steels, heat-treatable steels • cast materials • brass • Al materials with high Si-content • magnesium and magnesium alloys • plastics and fiber reinforced plastics

$t_{max} = l_2\text{-}1.5 \times d_1$

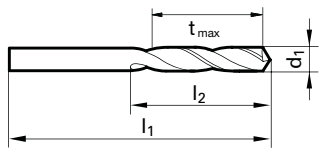

Speeds and feeds information on pg. 556

Shank diameter = cut diameter

Diameter (d1) inch	wire/ltr	mm	l1 mm	t_{max} mm	l2 mm	EDP #
0.0394		1.00	26.00	4.50	6.00	9024630010000
0.0402	#60	1.02	26.00	4.47	6.00	9024630010200
0.0409	#59	1.04	26.00	4.44	6.00	9024630010400
0.0421	#58	1.07	28.00	5.40	7.00	9024630010700
0.0429	#57	1.09	28.00	5.37	7.00	9024630010900
0.0433		1.10	28.00	5.35	7.00	9024630011000
0.0465	#56	1.18	28.00	5.23	7.00	9024630011800
0.0469	3/64	1.19	30.00	6.22	8.00	9024630011900
0.0472		1.20	30.00	6.20	8.00	9024630012000
0.0512		1.30	30.00	6.05	8.00	9024630013000
0.0520	#55	1.32	30.00	6.02	8.00	9024630013200
0.0551	#54	1.40	32.00	6.90	9.00	9024630014000
0.0591		1.50	32.00	6.75	9.00	9024630015000
0.0594	#53	1.51	34.00	7.74	10.00	9024630015100
0.0626	1/16	1.59	34.00	7.62	10.00	9024630015900
0.0630		1.60	34.00	7.60	10.00	9024630016000
0.0634	#52	1.61	34.00	7.59	10.00	9024630016100
0.0669	#51	1.70	34.00	7.45	10.00	9024630017000
0.0701	#50	1.78	36.00	8.33	11.00	9024630017800
0.0709		1.80	36.00	8.30	11.00	9024630018000
0.0728	#49	1.85	36.00	8.23	11.00	9024630018500
0.0748		1.90	36.00	8.15	11.00	9024630019000
0.0760	#48	1.93	38.00	9.11	12.00	9024630019300
0.0780	5/64	1.98	38.00	9.03	12.00	9024630019800
0.0783	#47	1.99	38.00	9.02	12.00	9024630019900
0.0787		2.00	38.00	9.00	12.00	9024630020000
0.0811	#46	2.06	38.00	8.91	12.00	9024630020600
0.0819	#45	2.08	38.00	8.88	12.00	9024630020800
0.0827		2.10	38.00	8.85	12.00	9024630021000
0.0858	#44	2.18	40.00	9.73	13.00	9024630021800
0.0866		2.20	40.00	9.70	13.00	9024630022000
0.0886		2.25	40.00	9.63	13.00	9024630022500
0.0890	#43	2.26	40.00	9.61	13.00	9024630022600
0.0906		2.30	40.00	9.55	13.00	9024630023000
0.0933	#47	2.37	43.00	10.45	14.00	9024630023700
0.0937	3/32	2.38	43.00	10.43	14.00	9024630023800
0.0945		2.40	43.00	10.40	14.00	9024630024000
0.0961	#41	2.44	43.00	10.34	14.00	9024630024400
0.0980	#40	2.49	43.00	10.27	14.00	9024630024900
0.0984		2.50	43.00	10.25	14.00	9024630025000
0.0996	#39	2.53	43.00	10.21	14.00	9024630025300
0.1016	#38	2.58	43.00	10.13	14.00	9024630025800

Diameter (d1) inch	wire/ltr	mm	l1 mm	t_{max} mm	l2 mm	EDP #
0.1024		2.60	43.00	10.10	14.00	9024630026000
0.1039	#37	2.64	43.00	10.04	14.00	9024630026400
0.1063		2.70	46.00	11.95	16.00	9024630027000
0.1067	#36	2.71	46.00	11.94	16.00	9024630027100
0.1094	7/64	2.78	46.00	11.83	16.00	9024630027800
0.1098	#35	2.79	46.00	11.82	16.00	9024630027900
0.1102		2.80	46.00	11.80	16.00	9024630028000
0.1110	#34	2.82	46.00	11.77	16.00	9024630028200
0.1130	#33	2.87	46.00	11.70	16.00	9024630028700
0.1142		2.90	46.00	11.65	16.00	9024630029000
0.1161	#32	2.95	46.00	11.58	16.00	9024630029500
0.1181		3.00	46.00	11.50	16.00	9024630030000
0.1201	#31	3.05	49.00	13.43	18.00	9024630030500
0.1220		3.10	49.00	13.35	18.00	9024630031000
0.1248	1/8	3.17	49.00	13.25	18.00	9024630031700
0.1260		3.20	49.00	13.20	18.00	9024630032000
0.1283	#30	3.26	49.00	13.11	18.00	9024630032600
0.1299		3.30	49.00	13.05	18.00	9024630033000
0.1339		3.40	52.00	14.90	20.00	9024630034000
0.1358	#29	3.45	52.00	14.83	20.00	9024630034500
0.1378		3.50	52.00	14.75	20.00	9024630035000
0.1406	9/64 #28	3.57	52.00	14.65	20.00	9024630035700
0.1417		3.60	52.00	14.60	20.00	9024630036000
0.1441	#27	3.66	52.00	14.51	20.00	9024630036600
0.1457		3.70	52.00	14.45	20.00	9024630037000
0.1469	#26	3.73	52.00	14.41	20.00	9024630037300
0.1496	#25	3.80	55.00	16.30	22.00	9024630038000
0.1520	#24	3.86	55.00	16.21	22.00	9024630038600
0.1535		3.90	55.00	16.15	22.00	9024630039000
0.1539	#23	3.91	55.00	16.14	22.00	9024630039100
0.1563	5/32	3.97	55.00	16.05	22.00	9024630039700
0.1571	#22	3.99	55.00	16.02	22.00	9024630039900
0.1575		4.00	55.00	16.00	22.00	9024630040000
0.1591	#21	4.04	55.00	15.94	22.00	9024630040400
0.1610	#20	4.09	55.00	15.87	22.00	9024630040900
0.1614		4.10	55.00	15.85	22.00	9024630041000
0.1654		4.20	55.00	15.70	22.00	9024630042000
0.1661	#19	4.22	55.00	15.67	22.00	9024630042200
0.1693	#18	4.30	58.00	17.55	24.00	9024630043000
0.1720	11/64	4.37	58.00	17.45	24.00	9024630043700
0.1728	#17	4.39	58.00	17.42	24.00	9024630043900
0.1732		4.40	58.00	17.40	24.00	9024630044000

3xD Ratio drills

Series no. **2463**

Diameter (d1) inch	wire/ltr	mm	l1 mm	t_{max} mm	l2 mm	EDP #
0.1772	#16	4.50	58.00	17.25	24.00	**9024630045000**
0.1799	#15	4.57	58.00	17.15	24.00	**9024630045700**
0.1811		4.60	58.00	17.10	24.00	**9024630046000**
0.1819	#14	4.62	58.00	17.07	24.00	**9024630046200**
0.1850	#13	4.70	58.00	16.95	24.00	**9024630047000**
0.1874	3/16	4.76	62.00	18.86	26.00	**9024630047600**
0.1890	#12	4.80	62.00	18.80	26.00	**9024630048000**
0.1909	#11	4.85	62.00	18.73	26.00	**9024630048500**
0.1929		4.90	62.00	18.65	26.00	**9024630049000**
0.1937	#10	4.92	62.00	18.62	26.00	**9024630049200**
0.1961	#9	4.98	62.00	18.53	26.00	**9024630049800**
0.1969		5.00	62.00	18.50	26.00	**9024630050000**
0.1992	#8	5.06	62.00	18.41	26.00	**9024630050600**
0.2008		5.10	62.00	18.35	26.00	**9024630051000**
0.2012	#7	5.11	62.00	18.34	26.00	**9024630051100**
0.2031	13/64	5.16	62.00	18.26	26.00	**9024630051600**
0.2039	#6	5.18	62.00	18.23	26.00	**9024630051800**
0.2047		5.20	62.00	18.20	26.00	**9024630052000**
0.2055	#5	5.22	62.00	18.17	26.00	**9024630052200**
0.2087		5.30	62.00	18.05	26.00	**9024630053000**
0.2091	#4	5.31	66.00	20.04	28.00	**9024630053100**
0.2126		5.40	66.00	19.90	28.00	**9024630054000**
0.2130	#3	5.41	66.00	19.89	28.00	**9024630054100**
0.2165		5.50	66.00	19.75	28.00	**9024630055000**
0.2189	7/32	5.56	66.00	19.66	28.00	**9024630055600**
0.2205		5.60	66.00	19.60	28.00	**9024630056000**
0.2209	#2	5.61	66.00	19.59	28.00	**9024630056100**
0.2244		5.70	66.00	19.45	28.00	**9024630057000**
0.2280	#1	5.79	66.00	19.32	28.00	**9024630057900**
0.2283		5.80	66.00	19.30	28.00	**9024630058000**
0.2323		5.90	66.00	19.15	28.00	**9024630059000**
0.2339	A	5.94	66.00	19.09	28.00	**9024630059400**
0.2343	15/64	5.95	66.00	19.08	28.00	**9024630059500**
0.2362		6.00	66.00	19.00	28.00	**9024630060000**
0.2378	B	6.04	70.00	21.94	31.00	**9024630060400**
0.2402		6.10	70.00	21.85	31.00	**9024630061000**
0.2421	C	6.15	70.00	21.78	31.00	**9024630061500**
0.2441		6.20	70.00	21.70	31.00	**9024630062000**
0.2461	D	6.25	70.00	21.63	31.00	**9024630062500**
0.2480		6.30	70.00	21.55	31.00	**9024630063000**
0.2500	1/4 E	6.35	70.00	21.48	31.00	**9024630063500**
0.2520		6.40	70.00	21.40	31.00	**9024630064000**
0.2559		6.50	70.00	21.25	31.00	**9024630065000**
0.2571	F	6.53	70.00	21.21	31.00	**9024630065300**
0.2598		6.60	70.00	21.10	31.00	**9024630066000**
0.2610	G	6.63	70.00	21.06	31.00	**9024630066300**
0.2638		6.70	70.00	20.95	31.00	**9024630067000**
0.2657	17/64 H	6.75	74.00	23.88	34.00	**9024630067500**
0.2677		6.80	74.00	23.80	34.00	**9024630068000**
0.2717		6.90	74.00	23.65	34.00	**9024630069000**
0.2756		7.00	74.00	23.50	34.00	**9024630070000**
0.2768	J	7.03	74.00	23.46	34.00	**9024630070300**
0.2795		7.10	74.00	23.35	34.00	**9024630071000**
0.2811	9/32 K	7.14	74.00	23.29	34.00	**9024630071400**
0.2835		7.20	74.00	23.20	34.00	**9024630072000**
0.2874		7.30	74.00	23.05	34.00	**9024630073000**
0.2902	L	7.37	74.00	22.95	34.00	**9024630073700**
0.2913		7.40	74.00	22.90	34.00	**9024630074000**
0.2953		7.50	74.00	22.75	34.00	**9024630075000**
0.2969	19/64	7.54	79.00	25.69	37.00	**9024630075400**
0.2992		7.60	79.00	25.60	37.00	**9024630076000**

Diameter (d1) inch	wire/ltr	mm	l1 mm	t_{max} mm	l2 mm	EDP #
0.3020	N	7.67	79.00	25.50	37.00	**9024630076700**
0.3031		7.70	79.00	25.45	37.00	**9024630077000**
0.3071		7.80	79.00	25.30	37.00	**9024630078000**
0.3110		7.90	79.00	25.15	37.00	**9024630079000**
0.3126	5/16	7.94	79.00	25.09	37.00	**9024630079400**
0.3150		8.00	79.00	25.00	37.00	**9024630080000**
0.3161	O	8.03	79.00	24.96	37.00	**9024630080300**
0.3189		8.10	79.00	24.85	37.00	**9024630081000**
0.3228		8.20	79.00	24.70	37.00	**9024630082000**
0.3268		8.30	79.00	24.55	37.00	**9024630083000**
0.3280	21/64	8.33	79.00	24.51	37.00	**9024630083300**
0.3307		8.40	79.00	24.40	37.00	**9024630084000**
0.3319	Q	8.43	79.00	24.36	37.00	**9024630084300**
0.3346		8.50	79.00	24.25	37.00	**9024630085000**
0.3386		8.60	84.00	27.10	40.00	**9024630086000**
0.3390	R	8.61	84.00	27.09	40.00	**9024630086100**
0.3425		8.70	84.00	26.95	40.00	**9024630087000**
0.3437	11/32	8.73	84.00	26.91	40.00	**9024630087300**
0.3465		8.80	84.00	26.80	40.00	**9024630088000**
0.3480	S	8.84	84.00	26.74	40.00	**9024630088400**
0.3504		8.90	84.00	26.65	40.00	**9024630089000**
0.3543		9.00	84.00	26.50	40.00	**9024630090000**
0.3579	T	9.09	84.00	26.37	40.00	**9024630090900**
0.3583		9.10	84.00	26.35	40.00	**9024630091000**
0.3594	23/64	9.13	84.00	26.31	40.00	**9024630091300**
0.3622		9.20	84.00	26.20	40.00	**9024630092000**
0.3661		9.30	84.00	26.05	40.00	**9024630093000**
0.3677	U	9.34	84.00	25.99	40.00	**9024630093400**
0.3701		9.40	84.00	25.90	40.00	**9024630094000**
0.3740		9.50	84.00	25.75	40.00	**9024630095000**
0.3748	3/8	9.52	89.00	28.72	43.00	**9024630095200**
0.3772	V	9.58	89.00	28.63	43.00	**9024630095800**
0.3780		9.60	89.00	28.60	43.00	**9024630096000**
0.3819		9.70	89.00	28.45	43.00	**9024630097000**
0.3858	W	9.80	89.00	28.30	43.00	**9024630098000**
0.3898		9.90	89.00	28.15	43.00	**9024630099000**
0.3906	25/64	9.92	89.00	28.12	43.00	**9024630099200**
0.3937		10.00	89.00	28.00	43.00	**9024630100000**
0.3969	X	10.08	89.00	27.88	43.00	**9024630100800**
0.4016		10.20	89.00	27.70	43.00	**9024630102000**
0.4039	Y	10.26	89.00	27.61	43.00	**9024630102600**
0.4055		10.30	89.00	27.55	43.00	**9024630103000**
0.4063	13/32	10.32	89.00	27.52	43.00	**9024630103200**
0.4130	Z	10.49	89.00	27.27	43.00	**9024630104900**
0.4134		10.50	89.00	27.25	43.00	**9024630105000**
0.4220	27/64	10.72	95.00	30.92	47.00	**9024630107200**
0.4331		11.00	95.00	30.50	47.00	**9024630110000**
0.4374	7/16	11.11	95.00	30.34	47.00	**9024630111100**
0.4528		11.50	95.00	29.75	47.00	**9024630115000**
0.4531	29/64	11.51	95.00	29.74	47.00	**9024630115100**
0.4689	15/32	11.91	102.00	33.14	51.00	**9024630119100**
0.4724		12.00	102.00	33.00	51.00	**9024630120000**
0.4843	31/64	12.30	102.00	32.55	51.00	**9024630123000**
0.5000	1/2	12.70	102.00	31.95	51.00	**9024630127000**
0.5118		13.00	102.00	31.50	51.00	**9024630130000**
0.5311	17/32	13.49	107.00	33.77	54.00	**9024630134900**
0.5512		14.00	107.00	33.00	54.00	**9024630140000**
0.5626	9/16	14.29	111.00	34.57	56.00	**9024630142900**
0.5906		15.00	111.00	33.50	56.00	**9024630150000**
0.6299		16.00	115.00	34.00	58.00	**9024630160000**

JOBBER LENGTH CARBIDE DRILLS



Jobber length drills

Series no. **732**

~5xD Cutting depth | N Type | 118° Point angle | h8 Tolerance on Ø | Without Internal coolant | Cyl Shank form | R Cutting direction | GUHRING SELECT

Tool material: **Solid Carbide**

Surface: ◯

P	Steel	○
M	Stainless steel	○
K	Cast iron	○
N	Aluminum	●
S	Titanium alloys	○
H	Hardened steel	

●=Optimal
○=Limited

web thinning ≥ Ø 2.060
• facet point grinding
• main cutting edge form straight

structural and case hardened steels • free-cutting steels, heat-treatable steels • grey cast iron • bronze, brass • aluminium and Al-alloys • magnesium and magnesium alloys • plastics and fiber reinforced plastics

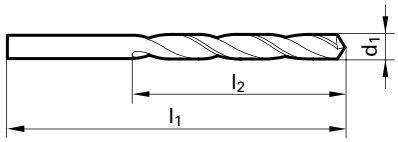

Speeds and feeds information on pg. 543

Shank diameter = cut diameter

Diameter (d_1) inch	wire/ltr	mm	l_1 mm	t_{max} mm	l_2 mm	EDP #
0.0394		1.00	34.00	10.50	12.00	9007320010000
0.0402	#60	1.02	34.00	10.47	12.00	9007320010200
0.0409	#59	1.04	34.00	10.44	12.00	9007320010400
0.0421	#58	1.07	36.00	12.40	14.00	9007320010700
0.0429	#57	1.09	36.00	12.37	14.00	9007320010900
0.0433		1.10	36.00	12.35	14.00	9007320011000
0.0465	#56	1.18	36.00	12.23	14.00	9007320011800
0.0469	3/64	1.19	38.00	14.22	16.00	9007320011900
0.0472		1.20	38.00	14.20	16.00	9007320012000
0.0512		1.30	38.00	14.05	16.00	9007320013000
0.0520	#55	1.32	38.00	14.02	16.00	9007320013200
0.0551	#54	1.40	40.00	15.90	18.00	9007320014000
0.0591		1.50	40.00	15.75	18.00	9007320015000
0.0594	#53	1.51	43.00	17.74	20.00	9007320015100
0.0626	1/16	1.59	43.00	17.62	20.00	9007320015900
0.0630		1.60	43.00	17.60	20.00	9007320016000
0.0634	#52	1.61	43.00	17.59	20.00	9007320016100
0.0669	#51	1.70	43.00	17.45	20.00	9007320017000
0.0701	#50	1.78	46.00	19.33	22.00	9007320017800
0.0709		1.80	46.00	19.30	22.00	9007320018000
0.0728	#49	1.85	46.00	19.23	22.00	9007320018500
0.0748		1.90	46.00	19.15	22.00	9007320019000
0.0760	#48	1.93	49.00	21.11	24.00	9007320019300
0.0780	5/64	1.98	49.00	21.03	24.00	9007320019800
0.0783	#47	1.99	49.00	21.02	24.00	9007320019900
0.0787		2.00	49.00	21.00	24.00	9007320020000
0.0811	#46	2.06	49.00	20.91	24.00	9007320020600
0.0819	#45	2.08	49.00	20.88	24.00	9007320020800
0.0827		2.10	49.00	20.85	24.00	9007320021000
0.0858	#44	2.18	53.00	23.73	27.00	9007320021800
0.0866		2.20	53.00	23.70	27.00	9007320022000
0.0890	#43	2.26	53.00	23.61	27.00	9007320022600
0.0906		2.30	53.00	23.55	27.00	9007320023000
0.0933	#42	2.37	57.00	26.45	30.00	9007320023700
0.0937	3/32	2.38	57.00	26.43	30.00	9007320023800
0.0945		2.40	57.00	26.40	30.00	9007320024000
0.0961	#41	2.44	57.00	26.34	30.00	9007320024400
0.0980	#40	2.49	57.00	26.27	30.00	9007320024900
0.0984		2.50	57.00	26.25	30.00	9007320025000
0.0996	#39	2.53	57.00	26.21	30.00	9007320025300
0.1016	#38	2.58	57.00	26.13	30.00	9007320025800
0.1024		2.60	57.00	26.10	30.00	9007320026000

Diameter (d_1) inch	wire/ltr	mm	l_1 mm	t_{max} mm	l_2 mm	EDP #
0.1039	#37	2.64	57.00	26.04	30.00	9007320026400
0.1063		2.70	61.00	28.95	33.00	9007320027000
0.1067	#36	2.71	61.00	28.94	33.00	9007320027100
0.1094	7/64	2.78	61.00	28.83	33.00	9007320027800
0.1098	#35	2.79	61.00	28.82	33.00	9007320027900
0.1102		2.80	61.00	28.80	33.00	9007320028000
0.1110	#34	2.82	61.00	28.77	33.00	9007320028200
0.1130	#33	2.87	61.00	28.70	33.00	9007320028700
0.1142		2.90	61.00	28.65	33.00	9007320029000
0.1161	#32	2.95	61.00	28.58	33.00	9007320029500
0.1181		3.00	61.00	28.50	33.00	9007320030000
0.1201	#31	3.05	65.00	31.43	36.00	9007320030500
0.1220		3.10	65.00	31.35	36.00	9007320031000
0.1248	1/8	3.17	65.00	31.25	36.00	9007320031700
0.1260		3.20	65.00	31.20	36.00	9007320032000
0.1283	#30	3.26	65.00	31.11	36.00	9007320032600
0.1299		3.30	65.00	31.05	36.00	9007320033000
0.1339		3.40	70.00	33.90	39.00	9007320034000
0.1358	#29	3.45	70.00	33.83	39.00	9007320034500
0.1378		3.50	70.00	33.75	39.00	9007320035000
0.1406	9/64 #28	3.57	70.00	33.65	39.00	9007320035700
0.1417		3.60	70.00	33.60	39.00	9007320036000
0.1441	#27	3.66	70.00	33.51	39.00	9007320036600
0.1457		3.70	70.00	33.45	39.00	9007320037000
0.1469	#26	3.73	70.00	33.41	39.00	9007320037300
0.1496	#25	3.80	75.00	37.30	43.00	9007320038000
0.1520	#24	3.86	75.00	37.21	43.00	9007320038600
0.1535		3.90	75.00	37.15	43.00	9007320039000
0.1539	#23	3.91	75.00	37.14	43.00	9007320039100
0.1563	5/32	3.97	75.00	37.05	43.00	9007320039700
0.1571	#22	3.99	75.00	37.02	43.00	9007320039900
0.1575		4.00	75.00	37.00	43.00	9007320040000
0.1591	#21	4.04	75.00	36.94	43.00	9007320040400
0.1610	#20	4.09	75.00	36.87	43.00	9007320040900
0.1614		4.10	75.00	36.85	43.00	9007320041000
0.1654		4.20	75.00	36.70	43.00	9007320042000
0.1661	#19	4.22	75.00	36.67	43.00	9007320042200
0.1693	#18	4.30	80.00	40.55	47.00	9007320043000
0.1720	11/64	4.37	80.00	40.45	47.00	9007320043700
0.1728	#17	4.39	80.00	40.42	47.00	9007320043900
0.1732		4.40	80.00	40.40	47.00	9007320044000
0.1772	#16	4.50	80.00	40.25	47.00	9007320045000

Jobber length drills

Series no. **732**

Diameter (d_1) inch	wire/ltr	mm	l_1 mm	t_{max} mm	l_2 mm	EDP #
0.1799	#15	4.57	80.00	40.15	47.00	**9007320045700**
0.1811		4.60	80.00	40.10	47.00	**9007320046000**
0.1819	#14	4.62	80.00	40.07	47.00	**9007320046200**
0.1850	#13	4.70	80.00	39.95	47.00	**9007320047000**
0.1874	3/16	4.76	86.00	44.86	52.00	**9007320047600**
0.1890	#12	4.80	86.00	44.80	52.00	**9007320048000**
0.1909	#11	4.85	86.00	44.73	52.00	**9007320048500**
0.1929		4.90	86.00	44.65	52.00	**9007320049000**
0.1937	#10	4.92	86.00	44.62	52.00	**9007320049200**
0.1961	#9	4.98	86.00	44.53	52.00	**9007320049800**
0.1969		5.00	86.00	44.50	52.00	**9007320050000**
0.1992	#8	5.06	86.00	44.41	52.00	**9007320050600**
0.2008		5.10	86.00	44.35	52.00	**9007320051000**
0.2012	#7	5.11	86.00	44.34	52.00	**9007320051100**
0.2031	13/64	5.16	86.00	44.26	52.00	**9007320051600**
0.2039	#6	5.18	86.00	44.23	52.00	**9007320051800**
0.2047		5.20	86.00	44.20	52.00	**9007320052000**
0.2055	#5	5.22	86.00	44.17	52.00	**9007320052200**
0.2087		5.30	86.00	44.05	52.00	**9007320053000**
0.2091	#4	5.31	93.00	49.04	57.00	**9007320053100**
0.2126		5.40	93.00	48.90	57.00	**9007320054000**
0.2130	#3	5.41	93.00	48.89	57.00	**9007320054100**
0.2165		5.50	93.00	48.75	57.00	**9007320055000**
0.2189	7/32	5.56	93.00	48.66	57.00	**9007320055600**
0.2205		5.60	93.00	48.60	57.00	**9007320056000**
0.2209	#2	5.61	93.00	48.59	57.00	**9007320056100**
0.2244		5.70	93.00	48.45	57.00	**9007320057000**
0.2280	#1	5.79	93.00	48.32	57.00	**9007320057900**
0.2283		5.80	93.00	48.30	57.00	**9007320058000**
0.2323		5.90	93.00	48.15	57.00	**9007320059000**
0.2339	A	5.94	93.00	48.09	57.00	**9007320059400**
0.2343	15/64	5.95	93.00	48.08	57.00	**9007320059500**
0.2362		6.00	93.00	48.00	57.00	**9007320060000**
0.2378	B	6.04	101.00	53.94	63.00	**9007320060400**
0.2402		6.10	101.00	53.85	63.00	**9007320061000**
0.2421	C	6.15	101.00	53.78	63.00	**9007320061500**
0.2441		6.20	101.00	53.70	63.00	**9007320062000**
0.2461	D	6.25	101.00	53.63	63.00	**9007320062500**
0.2480		6.30	101.00	53.55	63.00	**9007320063000**
0.2500	1/4 E	6.35	101.00	53.48	63.00	**9007320063500**
0.2520		6.40	101.00	53.40	63.00	**9007320064000**
0.2559		6.50	101.00	53.25	63.00	**9007320065000**
0.2571	F	6.53	101.00	53.21	63.00	**9007320065300**
0.2598		6.60	101.00	53.10	63.00	**9007320066000**
0.2610	G	6.63	101.00	53.06	63.00	**9007320066300**
0.2638		6.70	101.00	52.95	63.00	**9007320067000**
0.2657	17/64 H	6.75	109.00	58.88	69.00	**9007320067500**
0.2677		6.80	109.00	58.80	69.00	**9007320068000**
0.2717	I	6.90	109.00	58.65	69.00	**9007320069000**
0.2756		7.00	109.00	58.50	69.00	**9007320070000**
0.2768	J	7.03	109.00	58.46	69.00	**9007320070300**
0.2795		7.10	109.00	58.35	69.00	**9007320071000**
0.2811	9/32 K	7.14	109.00	58.29	69.00	**9007320071400**
0.2835		7.20	109.00	58.20	69.00	**9007320072000**
0.2874		7.30	109.00	58.05	69.00	**9007320073000**
0.2902	L	7.37	109.00	57.95	69.00	**9007320073700**
0.2913		7.40	109.00	57.90	69.00	**9007320074000**
0.2949	M	7.49	109.00	57.77	69.00	**9007320074900**

Diameter (d_1) inch	wire/ltr	mm	l_1 mm	t_{max} mm	l_2 mm	EDP #
0.2953		7.50	109.00	57.75	69.00	**9007320075000**
0.2969	19/64	7.54	117.00	63.69	75.00	**9007320075400**
0.2992		7.60	117.00	63.60	75.00	**9007320076000**
0.3020	N	7.67	117.00	63.50	75.00	**9007320076700**
0.3031		7.70	117.00	63.45	75.00	**9007320077000**
0.3071		7.80	117.00	63.30	75.00	**9007320078000**
0.3110		7.90	117.00	63.15	75.00	**9007320079000**
0.3126	5/16	7.94	117.00	63.09	75.00	**9007320079400**
0.3150		8.00	117.00	63.00	75.00	**9007320080000**
0.3161	O	8.03	117.00	62.96	75.00	**9007320080300**
0.3189		8.10	117.00	62.85	75.00	**9007320081000**
0.3228	P	8.20	117.00	62.70	75.00	**9007320082000**
0.3268		8.30	117.00	62.55	75.00	**9007320083000**
0.3280	21/64	8.33	117.00	62.51	75.00	**9007320083300**
0.3307		8.40	117.00	62.40	75.00	**9007320084000**
0.3319	Q	8.43	117.00	62.36	75.00	**9007320084300**
0.3346		8.50	117.00	62.25	75.00	**9007320085000**
0.3386		8.60	125.00	68.10	81.00	**9007320086000**
0.3390	R	8.61	125.00	68.09	81.00	**9007320086100**
0.3425		8.70	125.00	67.95	81.00	**9007320087000**
0.3437	11/32	8.73	125.00	67.91	81.00	**9007320087300**
0.3465		8.80	125.00	67.80	81.00	**9007320088000**
0.3480	S	8.84	125.00	67.74	81.00	**9007320088400**
0.3504		8.90	125.00	67.65	81.00	**9007320089000**
0.3543		9.00	125.00	67.50	81.00	**9007320090000**
0.3579	T	9.09	125.00	67.37	81.00	**9007320090900**
0.3583		9.10	125.00	67.35	81.00	**9007320091000**
0.3594	23/64	9.13	125.00	67.31	81.00	**9007320091300**
0.3622		9.20	125.00	67.20	81.00	**9007320092000**
0.3661		9.30	125.00	67.05	81.00	**9007320093000**
0.3677	U	9.34	125.00	66.99	81.00	**9007320093400**
0.3701		9.40	125.00	66.90	81.00	**9007320094000**
0.3740		9.50	125.00	66.75	81.00	**9007320095000**
0.3748	3/8	9.52	133.00	72.72	87.00	**9007320095200**
0.3772	V	9.58	133.00	72.63	87.00	**9007320095800**
0.3780		9.60	133.00	72.60	87.00	**9007320096000**
0.3819		9.70	133.00	72.45	87.00	**9007320097000**
0.3858	W	9.80	133.00	72.30	87.00	**9007320098000**
0.3898		9.90	133.00	72.15	87.00	**9007320099000**
0.3906	25/64	9.92	133.00	72.12	87.00	**9007320099200**
0.3937		10.00	133.00	72.00	87.00	**9007320100000**
0.3969	X	10.08	133.00	71.88	87.00	**9007320100800**
0.4016		10.20	133.00	71.70	87.00	**9007320102000**
0.4039	Y	10.26	133.00	71.61	87.00	**9007320102600**
0.4055		10.30	133.00	71.55	87.00	**9007320103000**
0.4063	13/32	10.32	133.00	71.52	87.00	**9007320103200**
0.4130	Z	10.49	133.00	71.27	87.00	**9007320104900**
0.4134		10.50	133.00	71.25	87.00	**9007320105000**
0.4220	27/64	10.72	142.00	77.92	94.00	**9007320107200**
0.4331		11.00	142.00	77.50	94.00	**9007320110000**
0.4374	7/16	11.11	142.00	77.34	94.00	**9007320111100**
0.4528		11.50	142.00	76.75	94.00	**9007320115000**
0.4531	29/64	11.51	142.00	76.74	94.00	**9007320115100**
0.4689	15/32	11.91	151.00	83.14	101.00	**9007320119100**
0.4724		12.00	151.00	83.00	101.00	**9007320120000**
0.4843	31/64	12.30	151.00	82.55	101.00	**9007320123000**
0.5000	1/2	12.70	151.00	81.95	101.00	**9007320127000**

Jobber length drills

Series no. **2464**

~5xD Cutting depth | N Type | 118° Point angle | h7 Tolerance on Ø | Without Internal coolant | Cyl Shank form | R Cutting direction | GUHRING SELECT

Tool material: **Solid Carbide**

Surface: **F**

P	Steel	○
M	Stainless steel	○
K	Cast iron	○
N	Aluminum	●
S	Titanium alloys	○
H	Hardened steel	

●=Optimal
○=Limited

web thinning ≥ Ø 2.060
• facet point grinding
• main cutting edge form straight

structural and case hardened steels • free-cutting steels, heat-treatable steels • cast materials • brass • Al materials with high Si-content • magnesium and magnesium alloys • plastics and fiber reinforced plastics

$t_{max} = l_2\text{-}1.5 \times d_1$

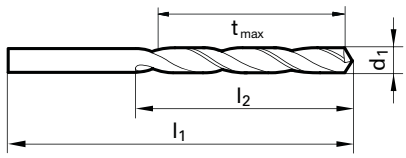

Speeds and feeds information on pg. 556

Shank diameter = cut diameter

Diameter (d_1) inch	wire/ltr	mm	l_1 mm	t_{max} mm	l_2 mm	EDP #
0.0394		1.00	34.00	10.50	12.00	9024640010000
0.0402	#60	1.02	34.00	10.47	12.00	9024640010200
0.0409	#59	1.04	34.00	10.44	12.00	9024640010400
0.0421	#58	1.07	36.00	12.40	14.00	9024640010700
0.0429	#57	1.09	36.00	12.37	14.00	9024640010900
0.0433		1.10	36.00	12.35	14.00	9024640011000
0.0465	#56	1.18	36.00	12.23	14.00	9024640011800
0.0469	3/64	1.19	38.00	14.22	16.00	9024640011900
0.0472		1.20	38.00	14.20	16.00	9024640012000
0.0512		1.30	38.00	14.05	16.00	9024640013000
0.0520	#55	1.32	38.00	14.02	16.00	9024640013200
0.0551	#54	1.40	40.00	15.90	18.00	9024640014000
0.0591		1.50	40.00	15.75	18.00	9024640015000
0.0594	#53	1.51	43.00	17.74	20.00	9024640015100
0.0626	1/16	1.59	43.00	17.62	20.00	9024640015900
0.0630		1.60	43.00	17.60	20.00	9024640016000
0.0634	#52	1.61	43.00	17.59	20.00	9024640016100
0.0669	#51	1.70	43.00	17.45	20.00	9024640017000
0.0701	#50	1.78	46.00	19.33	22.00	9024640017800
0.0709		1.80	46.00	19.30	22.00	9024640018000
0.0728	#49	1.85	46.00	19.23	22.00	9024640018500
0.0748		1.90	46.00	19.15	22.00	9024640019000
0.0760	#48	1.93	49.00	21.11	24.00	9024640019300
0.0780	5/64	1.98	49.00	21.03	24.00	9024640019800
0.0783	#47	1.99	49.00	21.02	24.00	9024640019900
0.0787		2.00	49.00	21.00	24.00	9024640020000
0.0811	#46	2.06	49.00	20.91	24.00	9024640020600
0.0819	#45	2.08	49.00	20.88	24.00	9024640020800
0.0827		2.10	49.00	20.85	24.00	9024640021000
0.0858	#44	2.18	53.00	23.73	27.00	9024640021800
0.0866		2.20	53.00	23.70	27.00	9024640022000
0.0890	#43	2.26	53.00	23.61	27.00	9024640022600
0.0906		2.30	53.00	23.55	27.00	9024640023000
0.0933	#42	2.37	57.00	26.45	30.00	9024640023700
0.0937	3/32	2.38	57.00	26.43	30.00	9024640023800
0.0945		2.40	57.00	26.40	30.00	9024640024000
0.0961	#41	2.44	57.00	26.34	30.00	9024640024400
0.0980	#40	2.49	57.00	26.27	30.00	9024640024900
0.0984		2.50	57.00	26.25	30.00	9024640025000
0.0996	#39	2.53	57.00	26.21	30.00	9024640025300
0.1016	#38	2.58	57.00	26.13	30.00	9024640025800
0.1024		2.60	57.00	26.10	30.00	9024640026000

Diameter (d_1) inch	wire/ltr	mm	l_1 mm	t_{max} mm	l_2 mm	EDP #
0.1039	#37	2.64	57.00	26.04	30.00	9024640026400
0.1063		2.70	61.00	28.95	33.00	9024640027000
0.1067	#36	2.71	61.00	28.94	33.00	9024640027100
0.1094	7/64	2.78	61.00	28.83	33.00	9024640027800
0.1098	#35	2.79	61.00	28.82	33.00	9024640027900
0.1102		2.80	61.00	28.80	33.00	9024640028000
0.1110	#34	2.82	61.00	28.77	33.00	9024640028200
0.1130	#33	2.87	61.00	28.70	33.00	9024640028700
0.1142		2.90	61.00	28.65	33.00	9024640029000
0.1161	#32	2.95	61.00	28.58	33.00	9024640029500
0.1181		3.00	61.00	28.50	33.00	9024640030000
0.1201	#31	3.05	65.00	31.43	36.00	9024640030500
0.1220		3.10	65.00	31.35	36.00	9024640031000
0.1248	1/8	3.17	65.00	31.25	36.00	9024640031700
0.1260		3.20	65.00	31.20	36.00	9024640032000
0.1283	#30	3.26	65.00	31.11	36.00	9024640032600
0.1299		3.30	65.00	31.05	36.00	9024640033000
0.1339		3.40	70.00	33.90	39.00	9024640034000
0.1358	#29	3.45	70.00	33.83	39.00	9024640034500
0.1378		3.50	70.00	33.75	39.00	9024640035000
0.1406	9/64 #28	3.57	70.00	33.65	39.00	9024640035700
0.1417		3.60	70.00	33.60	39.00	9024640036000
0.1441	#27	3.66	70.00	33.51	39.00	9024640036600
0.1457		3.70	70.00	33.45	39.00	9024640037000
0.1469	#26	3.73	70.00	33.41	39.00	9024640037300
0.1496	#25	3.80	75.00	37.30	43.00	9024640038000
0.1520	#24	3.86	75.00	37.21	43.00	9024640038600
0.1535		3.90	75.00	37.15	43.00	9024640039000
0.1539	#23	3.91	75.00	37.14	43.00	9024640039100
0.1563	5/32	3.97	75.00	37.05	43.00	9024640039700
0.1571	#22	3.99	75.00	37.02	43.00	9024640039900
0.1575		4.00	75.00	37.00	43.00	9024640040000
0.1591	#21	4.04	75.00	36.94	43.00	9024640040400
0.1610	#20	4.09	75.00	36.87	43.00	9024640040900
0.1614		4.10	75.00	36.85	43.00	9024640041000
0.1654		4.20	75.00	36.70	43.00	9024640042000
0.1661	#19	4.22	75.00	36.67	43.00	9024640042200
0.1693	#18	4.30	80.00	40.55	47.00	9024640043000
0.1720	11/64	4.37	80.00	40.45	47.00	9024640043700
0.1728	#17	4.39	80.00	40.42	47.00	9024640043900
0.1732		4.40	80.00	40.40	47.00	9024640044000
0.1772	#16	4.50	80.00	40.25	47.00	9024640045000

Jobber length drills

Series no. **2464**

Diameter (d_1) inch	wire/ltr	mm	l_1 mm	t_{max} mm	l_2 mm	EDP #
0.1799	#15	4.57	80.00	40.15	47.00	**9024640045700**
0.1811		4.60	80.00	40.10	47.00	**9024640046000**
0.1819	#14	4.62	80.00	40.07	47.00	**9024640046200**
0.1850	#13	4.70	80.00	39.95	47.00	**9024640047000**
0.1874	3/16	4.76	86.00	44.86	52.00	**9024640047600**
0.1890	#12	4.80	86.00	44.80	52.00	**9024640048000**
0.1909	#11	4.85	86.00	44.73	52.00	**9024640048500**
0.1929		4.90	86.00	44.65	52.00	**9024640049000**
0.1937	#10	4.92	86.00	44.62	52.00	**9024640049200**
0.1961	#9	4.98	86.00	44.53	52.00	**9024640049800**
0.1969		5.00	86.00	44.50	52.00	**9024640050000**
0.1992	#8	5.06	86.00	44.41	52.00	**9024640050600**
0.2008		5.10	86.00	44.35	52.00	**9024640051000**
0.2012	#7	5.11	86.00	44.34	52.00	**9024640051100**
0.2031	13/64	5.16	86.00	44.26	52.00	**9024640051600**
0.2039	#6	5.18	86.00	44.23	52.00	**9024640051800**
0.2047		5.20	86.00	44.20	52.00	**9024640052000**
0.2055	#5	5.22	86.00	44.17	52.00	**9024640052200**
0.2087		5.30	86.00	44.05	52.00	**9024640053000**
0.2091	#4	5.31	93.00	49.04	57.00	**9024640053100**
0.2126		5.40	93.00	48.90	57.00	**9024640054000**
0.2130	#3	5.41	93.00	48.89	57.00	**9024640054100**
0.2165		5.50	93.00	48.75	57.00	**9024640055000**
0.2189	7/32	5.56	93.00	48.66	57.00	**9024640055600**
0.2205		5.60	93.00	48.60	57.00	**9024640056000**
0.2209	#2	5.61	93.00	48.59	57.00	**9024640056100**
0.2244		5.70	93.00	48.45	57.00	**9024640057000**
0.2280	#1	5.79	93.00	48.32	57.00	**9024640057900**
0.2283		5.80	93.00	48.30	57.00	**9024640058000**
0.2323		5.90	93.00	48.15	57.00	**9024640059000**
0.2339	A	5.94	93.00	48.09	57.00	**9024640059400**
0.2343	15/64	5.95	93.00	48.08	57.00	**9024640059500**
0.2362		6.00	93.00	48.00	57.00	**9024640060000**
0.2378	B	6.04	101.00	53.94	63.00	**9024640060400**
0.2402		6.10	101.00	53.85	63.00	**9024640061000**
0.2421	C	6.15	101.00	53.78	63.00	**9024640061500**
0.2441		6.20	101.00	53.70	63.00	**9024640062000**
0.2461	D	6.25	101.00	53.63	63.00	**9024640062500**
0.2480		6.30	101.00	53.55	63.00	**9024640063000**
0.2500	1/4 E	6.35	101.00	53.48	63.00	**9024640063500**
0.2520		6.40	101.00	53.40	63.00	**9024640064000**
0.2559		6.50	101.00	53.25	63.00	**9024640065000**
0.2571	F	6.53	101.00	53.21	63.00	**9024640065300**
0.2598		6.60	101.00	53.10	63.00	**9024640066000**
0.2610	G	6.63	101.00	53.06	63.00	**9024640066300**
0.2638		6.70	101.00	52.95	63.00	**9024640067000**
0.2657	17/64 H	6.75	109.00	58.88	69.00	**9024640067500**
0.2677		6.80	109.00	58.80	69.00	**9024640068000**
0.2717	I	6.90	109.00	58.65	69.00	**9024640069000**
0.2756		7.00	109.00	58.50	69.00	**9024640070000**
0.2768	J	7.03	109.00	58.46	69.00	**9024640070300**
0.2795		7.10	109.00	58.35	69.00	**9024640071000**
0.2811	9/32 K	7.14	109.00	58.29	69.00	**9024640071400**
0.2835		7.20	109.00	58.20	69.00	**9024640072000**
0.2874		7.30	109.00	58.05	69.00	**9024640073000**
0.2902	L	7.37	109.00	57.95	69.00	**9024640073700**
0.2913		7.40	109.00	57.90	69.00	**9024640074000**
0.2949	M	7.49	109.00	57.77	69.00	**9024640074900**

Diameter (d_1) inch	wire/ltr	mm	l_1 mm	t_{max} mm	l_2 mm	EDP #
0.2953		7.50	109.00	57.75	69.00	**9024640075000**
0.2969	19/64	7.54	117.00	63.69	75.00	**9024640075400**
0.2992		7.60	117.00	63.60	75.00	**9024640076000**
0.3020	N	7.67	117.00	63.50	75.00	**9024640076700**
0.3031		7.70	117.00	63.45	75.00	**9024640077000**
0.3071		7.80	117.00	63.30	75.00	**9024640078000**
0.3110		7.90	117.00	63.15	75.00	**9024640079000**
0.3126	5/16	7.94	117.00	63.09	75.00	**9024640079400**
0.3150		8.00	117.00	63.00	75.00	**9024640080000**
0.3161	O	8.03	117.00	62.96	75.00	**9024640080300**
0.3189		8.10	117.00	62.85	75.00	**9024640081000**
0.3228	P	8.20	117.00	62.70	75.00	**9024640082000**
0.3268		8.30	117.00	62.55	75.00	**9024640083000**
0.3280	21/64	8.33	117.00	62.51	75.00	**9024640083300**
0.3307		8.40	117.00	62.40	75.00	**9024640084000**
0.3319	Q	8.43	117.00	62.36	75.00	**9024640084300**
0.3346		8.50	117.00	62.25	75.00	**9024640085000**
0.3386		8.60	125.00	68.10	81.00	**9024640086000**
0.3390	R	8.61	125.00	68.09	81.00	**9024640086100**
0.3425		8.70	125.00	67.95	81.00	**9024640087000**
0.3437	11/32	8.73	125.00	67.91	81.00	**9024640087300**
0.3465		8.80	125.00	67.80	81.00	**9024640088000**
0.3480	S	8.84	125.00	67.74	81.00	**9024640088400**
0.3504		8.90	125.00	67.65	81.00	**9024640089000**
0.3543		9.00	125.00	67.50	81.00	**9024640090000**
0.3579	T	9.09	125.00	67.37	81.00	**9024640090900**
0.3583		9.10	125.00	67.35	81.00	**9024640091000**
0.3594	23/64	9.13	125.00	67.31	81.00	**9024640091300**
0.3622		9.20	125.00	67.20	81.00	**9024640092000**
0.3661		9.30	125.00	67.05	81.00	**9024640093000**
0.3677	U	9.34	125.00	66.99	81.00	**9024640093400**
0.3701		9.40	125.00	66.90	81.00	**9024640094000**
0.3740		9.50	125.00	66.75	81.00	**9024640095000**
0.3748	3/8	9.52	133.00	72.72	87.00	**9024640095200**
0.3772	V	9.58	133.00	72.63	87.00	**9024640095800**
0.3780		9.60	133.00	72.60	87.00	**9024640096000**
0.3819		9.70	133.00	72.45	87.00	**9024640097000**
0.3858	W	9.80	133.00	72.30	87.00	**9024640098000**
0.3898		9.90	133.00	72.15	87.00	**9024640099000**
0.3906	25/64	9.92	133.00	72.12	87.00	**9024640099200**
0.3937		10.00	133.00	72.00	87.00	**9024640100000**
0.3969	X	10.08	133.00	71.88	87.00	**9024640100800**
0.4016		10.20	133.00	71.70	87.00	**9024640102000**
0.4039	Y	10.26	133.00	71.61	87.00	**9024640102600**
0.4055		10.30	133.00	71.55	87.00	**9024640103000**
0.4063	13/32	10.32	133.00	71.52	87.00	**9024640103200**
0.4130	Z	10.49	133.00	71.27	87.00	**9024640104900**
0.4134		10.50	133.00	71.25	87.00	**9024640105000**
0.4220	27/64	10.72	142.00	77.92	94.00	**9024640107200**
0.4331		11.00	142.00	77.50	94.00	**9024640110000**
0.4374	7/16	11.11	142.00	77.34	94.00	**9024640111100**
0.4528		11.50	142.00	76.75	94.00	**9024640115000**
0.4531	29/64	11.51	142.00	76.74	94.00	**9024640115100**
0.4689	15/32	11.91	151.00	83.14	101.00	**9024640119100**
0.4724		12.00	151.00	83.00	101.00	**9024640120000**
0.4843	31/64	12.30	151.00	82.55	101.00	**9024640123000**
0.5000	1/2	12.70	151.00	81.95	101.00	**9024640127000**

Jobber length drills

Series no. **2601**

~8xD Cutting depth | GT 100 Type | 130° Point angle | h8 Tolerance on Ø | Without Internal coolant | Cyl Shank form | R Cutting direction

Tool material **Solid Carbide**

Surface

P	Steel	●
M	Stainless steel	
K	Cast iron	●
N	Aluminum	●
S	Titanium alloys	
H	Hardened steel	

●=Optimal
○=Limited

web thinning ≥ Ø 3.17 • relieved cone • wide flutes • especially for drilling depths > 3xD

grey cast iron • steels up to 1000 N/mm² • Not recommended for: CrNi steels, stainless steels

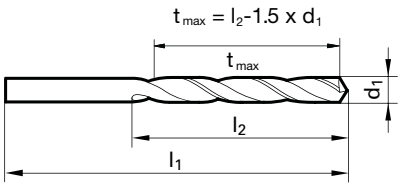

Speeds and feeds information on pg. 558

Shank diameter = cut diameter

Diameter (d_1) inch	wire/ltr	mm	l_1 mm	t_{max} mm	l_2 mm	EDP #
0.1248	1/8	3.17	70.70	37.05	41.80	9026010031700
0.1260		3.20	70.70	37.00	41.80	9026010032000
0.1283	#30	3.26	70.70	36.91	41.80	9026010032600
0.1299		3.30	73.80	39.95	44.90	9026010033000
0.1339		3.40	73.80	39.80	44.90	9026010034000
0.1358	#29	3.45	73.80	39.73	44.90	9026010034500
0.1378		3.50	73.80	39.65	44.90	9026010035000
0.1406	9/64 #28	3.57	73.80	39.55	44.90	9026010035700
0.1441	#27	3.66	76.90	43.31	48.80	9026010036600
0.1469	#26	3.73	76.90	43.21	48.80	9026010037300
0.1496	#25	3.80	76.90	43.10	48.80	9026010038000
0.1520	#24	3.86	80.00	46.11	51.90	9026010038600
0.1539	#23	3.91	80.00	46.04	51.90	9026010039100
0.1563	5/32	3.97	80.00	45.95	51.90	9026010039700
0.1571	#22	3.99	80.00	45.92	51.90	9026010039900
0.1575		4.00	84.00	49.00	55.00	9026010040000
0.1591	#21	4.04	84.00	48.94	55.00	9026010040400
0.1610	#20	4.09	84.00	48.87	55.00	9026010040900
0.1661	#19	4.22	84.00	48.67	55.00	9026010042200
0.1693	#18	4.30	84.00	48.55	55.00	9026010043000
0.1720	11/64	4.37	84.00	48.45	55.00	9026010043700
0.1728	#17	4.39	87.00	50.42	57.00	9026010043900
0.1772	#16	4.50	87.00	50.25	57.00	9026010045000
0.1799	#15	4.57	87.00	50.15	57.00	9026010045700
0.1819	#14	4.62	87.00	50.07	57.00	9026010046200
0.1850	#13	4.70	90.10	53.05	60.10	9026010047000
0.1874	3/16	4.76	90.10	52.96	60.10	9026010047600
0.1890	#12	4.80	90.10	52.90	60.10	9026010048000
0.1909	#11	4.85	90.10	52.83	60.10	9026010048500
0.1937	#10	4.92	93.20	55.82	63.20	9026010049200
0.1961	#9	4.98	93.20	55.73	63.20	9026010049800
0.1969		5.00	93.20	55.70	63.20	9026010050000
0.1992	#8	5.06	93.20	55.61	63.20	9026010050600
0.2012	#7	5.11	93.20	55.54	63.20	9026010051100
0.2031	13/64	5.16	93.20	55.46	63.20	9026010051600
0.2039	#6	5.18	96.30	57.43	65.20	9026010051800
0.2055	#5	5.22	96.30	57.37	65.20	9026010052200
0.2091	#4	5.31	96.30	57.24	65.20	9026010053100
0.2130	#3	5.41	96.30	57.09	65.20	9026010054100
0.2165		5.50	96.30	56.95	65.20	9026010055000
0.2189	7/32	5.56	96.30	56.86	65.20	9026010055600
0.2209	#2	5.61	99.40	59.89	68.30	9026010056100

Diameter (d_1) inch	wire/ltr	mm	l_1 mm	t_{max} mm	l_2 mm	EDP #
0.2280	#1	5.79	99.40	59.62	68.30	9026010057900
0.2339	A	5.94	99.40	59.39	68.30	9026010059400
0.2343	15/64	5.95	99.40	59.38	68.30	9026010059500
0.2362		6.00	103.40	62.40	71.40	9026010060000
0.2378	B	6.04	103.40	62.34	71.40	9026010060400
0.2421	C	6.15	103.40	62.18	71.40	9026010061500
0.2461	D	6.25	103.40	62.03	71.40	9026010062500
0.2500	1/4 E	6.35	103.40	61.88	71.40	9026010063500
0.2559		6.50	106.60	64.85	74.60	9026010065000
0.2571	F	6.53	106.60	64.81	74.60	9026010065300
0.2610	G	6.63	106.60	64.66	74.60	9026010066300
0.2657	17/64 H	6.75	106.60	64.48	74.60	9026010067500
0.2717	I	6.90	106.60	64.25	74.60	9026010069000
0.2756		7.00	106.60	64.10	74.60	9026010070000
0.2768	J	7.03	106.60	64.06	74.60	9026010070300
0.2811	9/32 K	7.14	109.70	65.99	76.70	9026010071400
0.2902	L	7.37	109.70	65.65	76.70	9026010073700
0.2949	M	7.49	112.80	68.47	79.70	9026010074900
0.2953		7.50	112.80	68.45	79.70	9026010075000
0.2969	19/64	7.54	112.80	68.39	79.70	9026010075400
0.3020	N	7.67	112.80	68.20	79.70	9026010076700
0.3126	5/16	7.94	115.90	70.89	82.80	9026010079400
0.3150		8.00	115.90	70.80	82.80	9026010080000
0.3161	O	8.03	115.90	70.76	82.80	9026010080300
0.3228	P	8.20	119.00	73.70	86.00	9026010082000
0.3280	21/64	8.33	119.00	73.51	86.00	9026010083300
0.3319	Q	8.43	123.10	76.46	89.10	9026010084300
0.3346		8.50	123.10	76.35	89.10	9026010085000
0.3390	R	8.61	123.10	76.19	89.10	9026010086100
0.3437	11/32	8.73	123.10	76.01	89.10	9026010087300
0.3480	S	8.84	126.10	77.84	91.10	9026010088400
0.3543		9.00	126.10	77.60	91.10	9026010090000
0.3579	T	9.09	126.10	77.47	91.10	9026010090900
0.3594	23/64	9.13	126.10	77.41	91.10	9026010091300
0.3677	U	9.34	129.20	80.19	94.20	9026010093400
0.3740		9.50	129.20	79.95	94.20	9026010095000
0.3748	3/8	9.52	129.20	79.92	94.20	9026010095200
0.3772	V	9.58	129.20	79.83	94.20	9026010095800
0.3858	W	9.80	132.40	82.70	97.40	9026010098000
0.3906	25/64	9.92	132.40	82.52	97.40	9026010099200
0.3937		10.00	132.40	82.40	97.40	9026010100000
0.3969	X	10.08	132.40	82.28	97.40	9026010100800

Jobber length drills

Series no. **2601**

Diameter (d_1) inch	wire/ltr	mm	l_1 mm	t_{max} mm	l_2 mm	EDP #
0.4039	Y	10.26	135.50	85.11	100.50	**9026010102600**
0.4063	13/32	10.32	135.50	85.02	100.50	**9026010103200**
0.4130	Z	10.49	135.50	84.77	100.50	**9026010104900**
0.4134		10.50	135.50	84.75	100.50	**9026010105000**
0.4220	27/64	10.72	139.40	86.42	102.50	**9026010107200**
0.4331		11.00	142.50	89.10	105.60	**9026010110000**
0.4374	7/16	11.11	142.50	88.94	105.60	**9026010111100**

Diameter (d_1) inch	wire/ltr	mm	l_1 mm	t_{max} mm	l_2 mm	EDP #
0.4528		11.50	145.60	91.45	108.70	**9026010115000**
0.4531	29/64	11.51	145.60	91.44	108.70	**9026010115100**
0.4689	15/32	11.91	148.80	94.84	112.70	**9026010119100**
0.4724		12.00	151.90	95.90	113.90	**9026010120000**
0.4843	31/64	12.30	151.90	95.45	113.90	**9026010123000**
0.4921		12.50	155.10	98.35	117.10	**9026010125000**
0.5000	1/2	12.70	155.10	98.05	117.10	**9026010127000**

Jobber length drills

Series no. **2602**

Tool material **Solid Carbide**

Surface **S**

~8xD	GT 100	130°	h8		Cyl	R
Cutting depth	Type	Point angle	Tolerance on Ø	Without Internal coolant	Shank form	Cutting direction

P	Steel	●
M	Stainless steel	
K	Cast iron	●
N	Aluminum	●
S	Titanium alloys	
H	Hardened steel	

●=Optimal
○=Limited

web thinning ≥ Ø 3.17 • relieved cone • wide flutes • especially for drilling depths > 3xD

grey cast iron • steels up to 1000 N/mm² • Not recommended for: CrNi steels, stainless steels

$t_{max} = l_2\text{-}1.5 \times d_1$

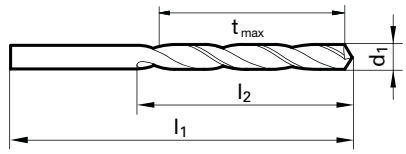

Speeds and feeds information on pg. 559

Shank diameter = cut diameter

Diameter (d_1) inch	wire/ltr	mm	l_1 mm	t_{max} mm	l_2 mm	EDP #
0.1248	1/8	3.17	70.70	37.05	41.80	**9026020031700**
0.1260		3.20	70.70	37.00	41.80	**9026020032000**
0.1283	#30	3.26	70.70	36.91	41.80	**9026020032600**
0.1299		3.30	73.80	39.95	44.90	**9026020033000**
0.1339		3.40	73.80	39.80	44.90	**9026020034000**
0.1358	#29	3.45	73.80	39.73	44.90	**9026020034500**
0.1378		3.50	73.80	39.65	44.90	**9026020035000**
0.1406	9/64 #28	3.57	73.80	39.55	44.90	**9026020035700**
0.1441	#27	3.66	76.90	43.31	48.80	**9026020036600**
0.1469	#26	3.73	76.90	43.21	48.80	**9026020037300**
0.1496	#25	3.80	76.90	43.10	48.80	**9026020038000**
0.1520	#24	3.86	80.00	46.11	51.90	**9026020038600**
0.1539	#23	3.91	80.00	46.04	51.90	**9026020039100**
0.1563	5/32	3.97	80.00	45.95	51.90	**9026020039700**
0.1571	#22	3.99	80.00	45.92	51.90	**9026020039900**
0.1575		4.00	84.00	49.00	55.00	**9026020040000**
0.1591	#21	4.04	84.00	48.94	55.00	**9026020040400**
0.1610	#20	4.09	84.00	48.87	55.00	**9026020040900**
0.1661	#19	4.22	84.00	48.67	55.00	**9026020042200**
0.1693	#18	4.30	84.00	48.55	55.00	**9026020043000**
0.1720	11/64	4.37	84.00	48.45	55.00	**9026020043700**
0.1728	#17	4.39	87.00	50.42	57.00	**9026020043900**
0.1772	#16	4.50	87.00	50.25	57.00	**9026020045000**
0.1799	#15	4.57	87.00	50.15	57.00	**9026020045700**
0.1819	#14	4.62	87.00	50.07	57.00	**9026020046200**
0.1850	#13	4.70	90.10	53.05	60.10	**9026020047000**
0.1874	3/16	4.76	90.10	52.96	60.10	**9026020047600**
0.1890	#12	4.80	90.10	52.90	60.10	**9026020048000**
0.1909	#11	4.85	90.10	52.83	60.10	**9026020048500**
0.1937	#10	4.92	93.20	55.82	63.20	**9026020049200**
0.1961	#9	4.98	93.20	55.73	63.20	**9026020049800**
0.1969		5.00	93.20	55.70	63.20	**9026020050000**
0.1992	#8	5.06	93.20	55.61	63.20	**9026020050600**
0.2012	#7	5.11	93.20	55.54	63.20	**9026020051100**
0.2031	13/64	5.16	93.20	55.46	63.20	**9026020051600**
0.2039	#6	5.18	96.30	57.43	65.20	**9026020051800**
0.2055	#5	5.22	96.30	57.37	65.20	**9026020052200**
0.2091	#4	5.31	96.30	57.24	65.20	**9026020053100**
0.2130	#3	5.41	96.30	57.09	65.20	**9026020054100**
0.2165		5.50	96.30	56.95	65.20	**9026020055000**
0.2189	7/32	5.56	96.30	56.86	65.20	**9026020055600**
0.2209	#2	5.61	99.40	59.89	68.30	**9026020056100**

Diameter (d_1) inch	wire/ltr	mm	l_1 mm	t_{max} mm	l_2 mm	EDP #
0.2280	#1	5.79	99.40	59.62	68.30	**9026020057900**
0.2339	A	5.94	99.40	59.39	68.30	**9026020059400**
0.2343	15/64	5.95	99.40	59.38	68.30	**9026020059500**
0.2362		6.00	103.40	62.40	71.40	**9026020060000**
0.2378	B	6.04	103.40	62.34	71.40	**9026020060400**
0.2421	C	6.15	103.40	62.18	71.40	**9026020061500**
0.2461	D	6.25	103.40	62.03	71.40	**9026020062500**
0.2500	1/4 E	6.35	103.40	61.88	71.40	**9026020063500**
0.2559		6.50	106.60	64.85	74.60	**9026020065000**
0.2571	F	6.53	106.60	64.81	74.60	**9026020065300**
0.2610	G	6.63	106.60	64.66	74.60	**9026020066300**
0.2657	17/64 H	6.75	106.60	64.48	74.60	**9026020067500**
0.2717	I	6.90	106.60	64.25	74.60	**9026020069000**
0.2756		7.00	106.60	64.10	74.60	**9026020070000**
0.2768	J	7.03	106.60	64.06	74.60	**9026020070300**
0.2811	9/32 K	7.14	109.70	65.99	76.70	**9026020071400**
0.2902	L	7.37	109.70	65.65	76.70	**9026020073700**
0.2949	M	7.49	112.80	68.47	79.70	**9026020074900**
0.2953		7.50	112.80	68.45	79.70	**9026020075000**
0.2969	19/64	7.54	112.80	68.39	79.70	**9026020075400**
0.3020	N	7.67	112.80	68.20	79.70	**9026020076700**
0.3126	5/16	7.94	115.90	70.89	82.80	**9026020079400**
0.3150		8.00	115.90	70.80	82.80	**9026020080000**
0.3161	O	8.03	115.90	70.76	82.80	**9026020080300**
0.3228	P	8.20	119.00	73.70	86.00	**9026020082000**
0.3280	21/64	8.33	119.00	73.51	86.00	**9026020083300**
0.3319	Q	8.43	123.10	76.46	89.10	**9026020084300**
0.3346		8.50	123.10	76.35	89.10	**9026020085000**
0.3390	R	8.61	123.10	76.19	89.10	**9026020086100**
0.3437	11/32	8.73	123.10	76.01	89.10	**9026020087300**
0.3480	S	8.84	126.10	77.84	91.10	**9026020088400**
0.3543		9.00	126.10	77.60	91.10	**9026020090000**
0.3579	T	9.09	126.10	77.47	91.10	**9026020090900**
0.3594	23/64	9.13	126.10	77.41	91.10	**9026020091300**
0.3677	U	9.34	129.20	80.19	94.20	**9026020093400**
0.3740		9.50	129.20	79.95	94.20	**9026020095000**
0.3748	3/8	9.52	129.20	79.92	94.20	**9026020095200**
0.3772	V	9.58	129.20	79.83	94.20	**9026020095800**
0.3858	W	9.80	132.40	82.70	97.40	**9026020098000**
0.3906	25/64	9.92	132.40	82.52	97.40	**9026020099200**
0.3937		10.00	132.40	82.40	97.40	**9026020100000**
0.3969	X	10.08	132.40	82.28	97.40	**9026020100800**

Jobber length drills

Series no. **2602**

Diameter (d_1) inch	wire/ltr	mm	l_1 mm	t_{max} mm	l_2 mm	EDP #
0.4039	Y	10.26	135.50	85.11	100.50	**9026020102600**
0.4063	13/32	10.32	135.50	85.02	100.50	**9026020103200**
0.4130	Z	10.49	135.50	84.77	100.50	**9026020104900**
0.4134		10.50	135.50	84.75	100.50	**9026020105000**
0.4220	27/64	10.72	139.40	86.42	102.50	**9026020107200**
0.4331		11.00	142.50	89.10	105.60	**9026020110000**
0.4374	7/16	11.11	142.50	88.94	105.60	**9026020111100**

Diameter (d_1) inch	wire/ltr	mm	l_1 mm	t_{max} mm	l_2 mm	EDP #
0.4528		11.50	145.60	91.45	108.70	**9026020115000**
0.4531	29/64	11.51	145.60	91.44	108.70	**9026020115100**
0.4689	15/32	11.91	148.80	94.84	112.70	**9026020119100**
0.4724		12.00	151.90	95.90	113.90	**9026020120000**
0.4843	31/64	12.30	151.90	95.45	113.90	**9026020123000**
0.4921		12.50	155.10	98.35	117.10	**9026020125000**
0.5000	1/2	12.70	155.10	98.05	117.10	**9026020127000**

3xD CARBIDE RATIO DRILLS



3xD Ratio drills

Series no. **1702**

3xD	RT 100 F	140°	m7		Cyl	R
Cutting depth	Type	Point angle	Tolerance on Ø	Without Internal coolant	Shank form	Cutting direction

Tool material: **Solid Carbide**

Surface: **S**

P	Steel	○
M	Stainless steel	●
K	Cast iron	○
N	Aluminum	○
S	Titanium alloys	○
H	Hardened steel	○

●=Optimal
○=Limited

web thinning ≥ Ø 3.000 • relieved cone • main cutting edge form concave • optimized cutting geometry • sharp cutting edges

stainless/acid-/heat-resistant steels • Inconel, Hastelloy, Monel • brass, bronzes • aluminum and Al-alloys • magnesium and magnesium alloys • Titanium and Titanium alloys • sintered powder metals • high-alloyed steels

$t_{max} = l_2\text{-}1.5 \times d_1$

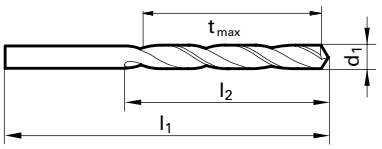

Speeds and feeds information on pg. 555

Shank diameter = cut diameter

Diameter (d1) inch	wire/ltr	mm	l1 mm	t_{max} mm	l2 mm	EDP #
0.1181		3.00	46.00	11.50	16.00	**9017020030000**
0.1220		3.10	49.00	13.35	18.00	**9017020031000**
0.1248	1/8	3.17	49.00	13.25	18.00	**9017020031700**
0.1260		3.20	49.00	13.20	18.00	**9017020032000**
0.1299		3.30	49.00	13.05	18.00	**9017020033000**
0.1339		3.40	52.00	14.90	20.00	**9017020034000**
0.1378		3.50	52.00	14.75	20.00	**9017020035000**
0.1406	9/64 #28	3.57	52.00	14.65	20.00	**9017020035700**
0.1417		3.60	52.00	14.60	20.00	**9017020036000**
0.1457		3.70	52.00	14.45	20.00	**9017020037000**
0.1496	#25	3.80	55.00	16.30	22.00	**9017020038000**
0.1535		3.90	55.00	16.15	22.00	**9017020039000**
0.1563	5/32	3.97	55.00	16.05	22.00	**9017020039700**
0.1575		4.00	55.00	16.00	22.00	**9017020040000**
0.1614		4.10	55.00	15.85	22.00	**9017020041000**
0.1654		4.20	55.00	15.70	22.00	**9017020042000**
0.1693	#18	4.30	58.00	17.55	24.00	**9017020043000**
0.1720	11/64	4.37	58.00	17.45	24.00	**9017020043700**
0.1732		4.40	58.00	17.40	24.00	**9017020044000**
0.1772	#16	4.50	58.00	17.25	24.00	**9017020045000**
0.1811		4.60	58.00	17.10	24.00	**9017020046000**
0.1850	#13	4.70	58.00	16.95	24.00	**9017020047000**
0.1874	3/16	4.76	62.00	18.86	26.00	**9017020047600**
0.1890	#12	4.80	62.00	18.80	26.00	**9017020048000**
0.1929		4.90	62.00	18.65	26.00	**9017020049000**
0.1969		5.00	62.00	18.50	26.00	**9017020050000**
0.2008		5.10	62.00	18.35	26.00	**9017020051000**
0.2031	13/64	5.16	62.00	18.26	26.00	**9017020051600**
0.2047		5.20	62.00	18.20	26.00	**9017020052000**
0.2087		5.30	62.00	18.05	26.00	**9017020053000**
0.2126		5.40	66.00	19.90	28.00	**9017020054000**
0.2165		5.50	66.00	19.75	28.00	**9017020055000**
0.2189	7/32	5.56	66.00	19.66	28.00	**9017020055600**
0.2205		5.60	66.00	19.60	28.00	**9017020056000**
0.2244		5.70	66.00	19.45	28.00	**9017020057000**
0.2283		5.80	66.00	19.30	28.00	**9017020058000**
0.2323		5.90	66.00	19.15	28.00	**9017020059000**
0.2343	15/64	5.95	66.00	19.08	28.00	**9017020059500**
0.2362		6.00	66.00	19.00	28.00	**9017020060000**
0.2402		6.10	70.00	21.85	31.00	**9017020061000**
0.2441		6.20	70.00	21.70	31.00	**9017020062000**
0.2480		6.30	70.00	21.55	31.00	**9017020063000**

Diameter (d1) inch	wire/ltr		mm	l1 mm	t_{max} mm	l2 mm	EDP #
0.2500	1/4	E	6.35	70.00	21.48	31.00	**9017020063500**
0.2520			6.40	70.00	21.40	31.00	**9017020064000**
0.2559			6.50	70.00	21.25	31.00	**9017020065000**
0.2598			6.60	70.00	21.10	31.00	**9017020066000**
0.2638			6.70	70.00	20.95	31.00	**9017020067000**
0.2657	17/64	H	6.75	74.00	23.88	34.00	**9017020067500**
0.2677			6.80	74.00	23.80	34.00	**9017020068000**
0.2717		I	6.90	74.00	23.65	34.00	**9017020069000**
0.2756			7.00	74.00	23.50	34.00	**9017020070000**
0.2795			7.10	74.00	23.35	34.00	**9017020071000**
0.2811	9/32	K	7.14	74.00	23.29	34.00	**9017020071400**
0.2835			7.20	74.00	23.20	34.00	**9017020072000**
0.2874			7.30	74.00	23.05	34.00	**9017020073000**
0.2913			7.40	74.00	22.90	34.00	**9017020074000**
0.2953			7.50	74.00	22.75	34.00	**9017020075000**
0.2969	19/64		7.54	79.00	25.69	37.00	**9017020075400**
0.2992			7.60	79.00	25.60	37.00	**9017020076000**
0.3031			7.70	79.00	25.45	37.00	**9017020077000**
0.3071			7.80	79.00	25.30	37.00	**9017020078000**
0.3110			7.90	79.00	25.15	37.00	**9017020079000**
0.3126	5/16		7.94	79.00	25.09	37.00	**9017020079400**
0.3150			8.00	79.00	25.00	37.00	**9017020080000**
0.3189			8.10	79.00	24.85	37.00	**9017020081000**
0.3228		P	8.20	79.00	24.70	37.00	**9017020082000**
0.3268			8.30	79.00	24.55	37.00	**9017020083000**
0.3280	21/64		8.33	79.00	24.51	37.00	**9017020083300**
0.3307			8.40	79.00	24.40	37.00	**9017020084000**
0.3346			8.50	79.00	24.25	37.00	**9017020085000**
0.3386			8.60	84.00	27.10	40.00	**9017020086000**
0.3425			8.70	84.00	26.95	40.00	**9017020087000**
0.3437	11/32		8.73	84.00	26.91	40.00	**9017020087300**
0.3465			8.80	84.00	26.80	40.00	**9017020088000**
0.3504			8.90	84.00	26.65	40.00	**9017020089000**
0.3543			9.00	84.00	26.50	40.00	**9017020090000**
0.3583			9.10	84.00	26.35	40.00	**9017020091000**
0.3594	23/64		9.13	84.00	26.31	40.00	**9017020091300**
0.3622			9.20	84.00	26.20	40.00	**9017020092000**
0.3661			9.30	84.00	26.05	40.00	**9017020093000**
0.3701			9.40	84.00	25.90	40.00	**9017020094000**
0.3740			9.50	84.00	25.75	40.00	**9017020095000**
0.3748	3/8		9.52	89.00	28.72	43.00	**9017020095200**
0.3780			9.60	89.00	28.60	43.00	**9017020096000**

3xD Ratio drills

Series no. **1702**

Diameter (d1) inch	wire/ltr	mm	l1 mm	t_{max} mm	l2 mm	EDP #
0.3819		9.70	89.00	28.45	43.00	**9017020097000**
0.3858	W	9.80	89.00	28.30	43.00	**9017020098000**
0.3898		9.90	89.00	28.15	43.00	**9017020099000**
0.3906	25/64	9.92	89.00	28.12	43.00	**9017020099200**
0.3937		10.00	89.00	28.00	43.00	**9017020100000**
0.4016		10.20	89.00	27.70	43.00	**9017020102000**
0.4055		10.30	89.00	27.55	43.00	**9017020103000**
0.4063	13/32	10.32	89.00	27.52	43.00	**9017020103200**
0.4134		10.50	89.00	27.25	43.00	**9017020105000**
0.4213		10.70	95.00	30.95	47.00	**9017020107000**
0.4220	27/64	10.72	95.00	30.92	47.00	**9017020107200**
0.4252		10.80	95.00	30.80	47.00	**9017020108000**
0.4331		11.00	95.00	30.50	47.00	**9017020110000**
0.4374	7/16	11.11	95.00	30.34	47.00	**9017020111100**

Diameter (d1) inch	wire/ltr	mm	l1 mm	t_{max} mm	l2 mm	EDP #
0.4528		11.50	95.00	29.75	47.00	**9017020115000**
0.4531	29/64	11.51	95.00	29.74	47.00	**9017020115100**
0.4646		11.80	95.00	29.30	47.00	**9017020118000**
0.4689	15/32	11.91	102.00	33.14	51.00	**9017020119100**
0.4724		12.00	102.00	33.00	51.00	**9017020120000**
0.4843	31/64	12.30	102.00	32.55	51.00	**9017020123000**
0.4921		12.50	102.00	32.25	51.00	**9017020125000**
0.5000	1/2	12.70	102.00	31.95	51.00	**9017020127000**
0.5118		13.00	102.00	31.50	51.00	**9017020130000**
0.5315		13.50	107.00	33.75	54.00	**9017020135000**
0.5512		14.00	107.00	33.00	54.00	**9017020140000**
0.5709		14.50	111.00	34.25	56.00	**9017020145000**
0.5906		15.00	111.00	33.50	56.00	**9017020150000**

3xD Ratio drills

Series no. **1242**

Tool material **Solid Carbide**

Surface **S**

3xD	RT 100 U	140°	m7		Cyl	R
Cutting depth	Type	Point angle	Tolerance on Ø	Without Internal coolant	Shank form	Cutting direction

P	Steel	●
M	Stainless steel	○
K	Cast iron	●
N	Aluminum	○
S	Titanium alloys	○
H	Hardened steel	○

●=Optimal
○=Limited

web thinning ≥ Ø 3.000 • facet point grinding • main cutting edge form straight • optimized cutting geometry

structural and case hardened steels • free-cutting steels, heat-treatable steels • alloyed steels up to 1200 N/mm² • cast materials • bronze, brass • high-alloyed AlSi-alloys

$t_{max} = l_2\text{-}1.5 \times d_1$

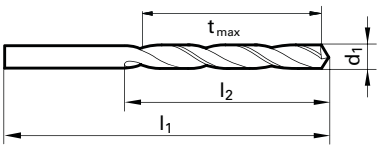

Speeds and feeds information on pg. 553

Shank diameter = cut diameter

Diameter (d1) inch	wire/ltr	mm	l1 mm	t_{max} mm	l2 mm	EDP #
0.1181		3.00	46.00	11.50	16.00	**9012420030000**
0.1220		3.10	49.00	13.35	18.00	**9012420031000**
0.1248	1/8	3.17	49.00	13.25	18.00	**9012420031700**
0.1260		3.20	49.00	13.20	18.00	**9012420032000**
0.1299		3.30	49.00	13.05	18.00	**9012420033000**
0.1339		3.40	52.00	14.90	20.00	**9012420034000**
0.1378		3.50	52.00	14.75	20.00	**9012420035000**
0.1406	9/64 #28	3.57	52.00	14.65	20.00	**9012420035700**
0.1417		3.60	52.00	14.60	20.00	**9012420036000**
0.1457		3.70	52.00	14.45	20.00	**9012420037000**
0.1496	#25	3.80	55.00	16.30	22.00	**9012420038000**
0.1535		3.90	55.00	16.15	22.00	**9012420039000**
0.1563	5/32	3.97	55.00	16.05	22.00	**9012420039700**
0.1575		4.00	55.00	16.00	22.00	**9012420040000**
0.1614		4.10	55.00	15.85	22.00	**9012420041000**
0.1654		4.20	55.00	15.70	22.00	**9012420042000**
0.1693	#18	4.30	58.00	17.55	24.00	**9012420043000**
0.1720	11/64	4.37	58.00	17.45	24.00	**9012420043700**
0.1732		4.40	58.00	17.40	24.00	**9012420044000**
0.1772	#16	4.50	58.00	17.25	24.00	**9012420045000**
0.1811		4.60	58.00	17.10	24.00	**9012420046000**
0.1850	#13	4.70	58.00	16.95	24.00	**9012420047000**
0.1874	3/16	4.76	62.00	18.86	26.00	**9012420047600**
0.1890	#12	4.80	62.00	18.80	26.00	**9012420048000**
0.1929		4.90	62.00	18.65	26.00	**9012420049000**
0.1969		5.00	62.00	18.50	26.00	**9012420050000**
0.2008		5.10	62.00	18.35	26.00	**9012420051000**
0.2031	13/64	5.16	62.00	18.26	26.00	**9012420051600**
0.2047		5.20	62.00	18.20	26.00	**9012420052000**
0.2087		5.30	62.00	18.05	26.00	**9012420053000**
0.2126		5.40	66.00	19.90	28.00	**9012420054000**
0.2165		5.50	66.00	19.75	28.00	**9012420055000**
0.2189	7/32	5.56	66.00	19.66	28.00	**9012420055600**
0.2205		5.60	66.00	19.60	28.00	**9012420056000**
0.2244		5.70	66.00	19.45	28.00	**9012420057000**
0.2283		5.80	66.00	19.30	28.00	**9012420058000**
0.2323		5.90	66.00	19.15	28.00	**9012420059000**
0.2343	15/64	5.95	66.00	19.08	28.00	**9012420059500**
0.2362		6.00	66.00	19.00	28.00	**9012420060000**
0.2402		6.10	70.00	21.85	31.00	**9012420061000**
0.2441		6.20	70.00	21.70	31.00	**9012420062000**
0.2480		6.30	70.00	21.55	31.00	**9012420063000**

Diameter (d1) inch	wire/ltr		mm	l1 mm	t_{max} mm	l2 mm	EDP #
0.2500	1/4	E	6.35	70.00	21.48	31.00	**9012420063500**
0.2520			6.40	70.00	21.40	31.00	**9012420064000**
0.2559			6.50	70.00	21.25	31.00	**9012420065000**
0.2598			6.60	70.00	21.10	31.00	**9012420066000**
0.2638			6.70	70.00	20.95	31.00	**9012420067000**
0.2657	17/64	H	6.75	74.00	23.88	34.00	**9012420067500**
0.2677			6.80	74.00	23.80	34.00	**9012420068000**
0.2717		I	6.90	74.00	23.65	34.00	**9012420069000**
0.2756			7.00	74.00	23.50	34.00	**9012420070000**
0.2795			7.10	74.00	23.35	34.00	**9012420071000**
0.2811	9/32	K	7.14	74.00	23.29	34.00	**9012420071400**
0.2835			7.20	74.00	23.20	34.00	**9012420072000**
0.2874			7.30	74.00	23.05	34.00	**9012420073000**
0.2913			7.40	74.00	22.90	34.00	**9012420074000**
0.2953			7.50	74.00	22.75	34.00	**9012420075000**
0.2969	19/64		7.54	79.00	25.69	37.00	**9012420075400**
0.2992			7.60	79.00	25.60	37.00	**9012420076000**
0.3031			7.70	79.00	25.45	37.00	**9012420077000**
0.3071			7.80	79.00	25.30	37.00	**9012420078000**
0.3110			7.90	79.00	25.15	37.00	**9012420079000**
0.3126	5/16		7.94	79.00	25.09	37.00	**9012420079400**
0.3150			8.00	79.00	25.00	37.00	**9012420080000**
0.3189			8.10	79.00	24.85	37.00	**9012420081000**
0.3228		P	8.20	79.00	24.70	37.00	**9012420082000**
0.3268			8.30	79.00	24.55	37.00	**9012420083000**
0.3280	21/64		8.33	79.00	24.51	37.00	**9012420083300**
0.3307			8.40	79.00	24.40	37.00	**9012420084000**
0.3346			8.50	79.00	24.25	37.00	**9012420085000**
0.3386			8.60	84.00	27.10	40.00	**9012420086000**
0.3425			8.70	84.00	26.95	40.00	**9012420087000**
0.3437	11/32		8.73	84.00	26.91	40.00	**9012420087300**
0.3465			8.80	84.00	26.80	40.00	**9012420088000**
0.3504			8.90	84.00	26.65	40.00	**9012420089000**
0.3543			9.00	84.00	26.50	40.00	**9012420090000**
0.3583			9.10	84.00	26.35	40.00	**9012420091000**
0.3594	23/64		9.13	84.00	26.31	40.00	**9012420091300**
0.3622			9.20	84.00	26.20	40.00	**9012420092000**
0.3661			9.30	84.00	26.05	40.00	**9012420093000**
0.3701			9.40	84.00	25.90	40.00	**9012420094000**
0.3740			9.50	84.00	25.75	40.00	**9012420095000**
0.3748	3/8		9.52	89.00	28.72	43.00	**9012420095200**
0.3780			9.60	89.00	28.60	43.00	**9012420096000**

3xD Ratio drills

Series no. **1242**

Diameter (d1) inch	wire/ltr	mm	l1 mm	t_{max} mm	l2 mm	EDP #
0.3819		9.70	89.00	28.45	43.00	**9012420097000**
0.3858	W	9.80	89.00	28.30	43.00	**9012420098000**
0.3898		9.90	89.00	28.15	43.00	**9012420099000**
0.3906	25/64	9.92	89.00	28.12	43.00	**9012420099200**
0.3937		10.00	89.00	28.00	43.00	**9012420100000**
0.3976		10.10	89.00	27.85	43.00	**9012420101000**
0.4016		10.20	89.00	27.70	43.00	**9012420102000**
0.4055		10.30	89.00	27.55	43.00	**9012420103000**
0.4063	13/32	10.32	89.00	27.52	43.00	**9012420103200**
0.4094		10.40	89.00	27.40	43.00	**9012420104000**
0.4134		10.50	89.00	27.25	43.00	**9012420105000**
0.4173		10.60	89.00	27.10	43.00	**9012420106000**
0.4213		10.70	95.00	30.95	47.00	**9012420107000**
0.4220	27/64	10.72	95.00	30.92	47.00	**9012420107200**
0.4252		10.80	95.00	30.80	47.00	**9012420108000**
0.4291		10.90	95.00	30.65	47.00	**9012420109000**
0.4331		11.00	95.00	30.50	47.00	**9012420110000**
0.4370		11.10	95.00	30.35	47.00	**9012420111000**
0.4374	7/16	11.11	95.00	30.34	47.00	**9012420111100**
0.4409		11.20	95.00	30.20	47.00	**9012420112000**

Diameter (d1) inch	wire/ltr	mm	l1 mm	t_{max} mm	l2 mm	EDP #
0.4449		11.30	95.00	30.05	47.00	**9012420113000**
0.4488		11.40	95.00	29.90	47.00	**9012420114000**
0.4528		11.50	95.00	29.75	47.00	**9012420115000**
0.4531	29/64	11.51	95.00	29.74	47.00	**9012420115100**
0.4567		11.60	95.00	29.60	47.00	**9012420116000**
0.4606		11.70	95.00	29.45	47.00	**9012420117000**
0.4646		11.80	95.00	29.30	47.00	**9012420118000**
0.4685		11.90	102.00	33.15	51.00	**9012420119000**
0.4689	15/32	11.91	102.00	33.14	51.00	**9012420119100**
0.4724		12.00	102.00	33.00	51.00	**9012420120000**
0.4921		12.50	102.00	32.25	51.00	**9012420125000**
0.5000	1/2	12.70	102.00	31.95	51.00	**9012420127000**
0.5118		13.00	102.00	31.50	51.00	**9012420130000**
0.5315		13.50	107.00	33.75	54.00	**9012420135000**
0.5512		14.00	107.00	33.00	54.00	**9012420140000**
0.5709		14.50	111.00	34.25	56.00	**9012420145000**
0.5906		15.00	111.00	33.50	56.00	**9012420150000**
0.6102		15.50	115.00	34.75	58.00	**9012420155000**
0.6299		16.00	115.00	34.00	58.00	**9012420160000**

3xD Ratio drills

Series no. **1184**

3xD	RT 100 U	140°	m7		HE	R
Cutting depth	Type	Point angle	Tolerance on Ø	Without Internal coolant	Shank form	Cutting direction

Tool material: **Solid Carbide**

Surface: **S**

P	Steel	●
M	Stainless steel	○
K	Cast iron	●
N	Aluminum	○
S	Titanium alloys	○
H	Hardened steel	○

●=Optimal
○=Limited

web thinning ≥ Ø 3.000 • facet point grinding • main cutting edge form straight • optimized cutting geometry

structural and case hardened steels • free-cutting steels, heat-treatable steels • alloyed steels up to 1200 N/mm² • cast materials • bronze, brass • high-alloyed AlSi-alloys

$t_{max} = l_2\text{-}1.5 \times d_1$

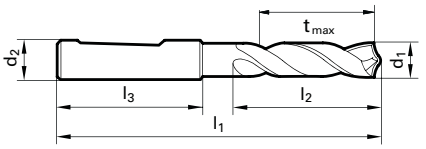

For L3 dimensions per DIN 6537, please see page 468
Speeds and feeds information on pg. 551

Diameter (d1) inch	wire/ltr	mm	d2 mm	l1 mm	t_{max} mm	l2 mm	EDP #
0.1181		3.00	6.00	62.00	15.50	20.00	**9011840030000**
0.1220		3.10	6.00	62.00	15.35	20.00	**9011840031000**
0.1248	1/8	3.17	6.00	62.00	15.25	20.00	**9011840031700**
0.1260		3.20	6.00	62.00	15.20	20.00	**9011840032000**
0.1299		3.30	6.00	62.00	15.05	20.00	**9011840033000**
0.1339		3.40	6.00	62.00	14.90	20.00	**9011840034000**
0.1378		3.50	6.00	62.00	14.75	20.00	**9011840035000**
0.1406	9/64 #28	3.57	6.00	62.00	14.65	20.00	**9011840035700**
0.1417		3.60	6.00	62.00	14.60	20.00	**9011840036000**
0.1457		3.70	6.00	62.00	14.45	20.00	**9011840037000**
0.1496	#25	3.80	6.00	66.00	18.30	24.00	**9011840038000**
0.1535		3.90	6.00	66.00	18.15	24.00	**9011840039000**
0.1563	5/32	3.97	6.00	66.00	18.05	24.00	**9011840039700**
0.1575		4.00	6.00	66.00	18.00	24.00	**9011840040000**
0.1614		4.10	6.00	66.00	17.85	24.00	**9011840041000**
0.1654		4.20	6.00	66.00	17.70	24.00	**9011840042000**
0.1693	#18	4.30	6.00	66.00	17.55	24.00	**9011840043000**
0.1720	11/64	4.37	6.00	66.00	17.45	24.00	**9011840043700**
0.1732		4.40	6.00	66.00	17.40	24.00	**9011840044000**
0.1772	#16	4.50	6.00	66.00	17.25	24.00	**9011840045000**
0.1811		4.60	6.00	66.00	17.10	24.00	**9011840046000**
0.1850	#13	4.70	6.00	66.00	16.95	24.00	**9011840047000**
0.1874	3/16	4.76	6.00	66.00	20.86	28.00	**9011840047600**
0.1890	#12	4.80	6.00	66.00	20.80	28.00	**9011840048000**
0.1929		4.90	6.00	66.00	20.65	28.00	**9011840049000**
0.1969		5.00	6.00	66.00	20.50	28.00	**9011840050000**
0.2008		5.10	6.00	66.00	20.35	28.00	**9011840051000**
0.2031	13/64	5.16	6.00	66.00	20.26	28.00	**9011840051600**
0.2047		5.20	6.00	66.00	20.20	28.00	**9011840052000**
0.2087		5.30	6.00	66.00	20.05	28.00	**9011840053000**
0.2126		5.40	6.00	66.00	19.90	28.00	**9011840054000**
0.2165		5.50	6.00	66.00	19.75	28.00	**9011840055000**
0.2189	7/32	5.56	6.00	66.00	19.66	28.00	**9011840055600**
0.2205		5.60	6.00	66.00	19.60	28.00	**9011840056000**
0.2244		5.70	6.00	66.00	19.45	28.00	**9011840057000**
0.2283		5.80	6.00	66.00	19.30	28.00	**9011840058000**
0.2323		5.90	6.00	66.00	19.15	28.00	**9011840059000**
0.2343	15/64	5.95	6.00	66.00	19.08	28.00	**9011840059500**
0.2362		6.00	6.00	66.00	19.00	28.00	**9011840060000**
0.2402		6.10	8.00	79.00	24.85	34.00	**9011840061000**
0.2441		6.20	8.00	79.00	24.70	34.00	**9011840062000**
0.2480		6.30	8.00	79.00	24.55	34.00	**9011840063000**

Diameter (d1) inch	wire/ltr	mm	d2 mm	l1 mm	t_{max} mm	l2 mm	EDP #
0.2500	1/4 E	6.35	8.00	79.00	24.48	34.00	**9011840063500**
0.2520		6.40	8.00	79.00	24.40	34.00	**9011840064000**
0.2559		6.50	8.00	79.00	24.25	34.00	**9011840065000**
0.2598		6.60	8.00	79.00	24.10	34.00	**9011840066000**
0.2638		6.70	8.00	79.00	23.95	34.00	**9011840067000**
0.2657	17/64 H	6.75	8.00	79.00	23.88	34.00	**9011840067500**
0.2677		6.80	8.00	79.00	23.80	34.00	**9011840068000**
0.2717	I	6.90	8.00	79.00	23.65	34.00	**9011840069000**
0.2756		7.00	8.00	79.00	23.50	34.00	**9011840070000**
0.2795		7.10	8.00	79.00	30.35	41.00	**9011840071000**
0.2811	9/32 K	7.14	8.00	79.00	30.29	41.00	**9011840071400**
0.2835		7.20	8.00	79.00	30.20	41.00	**9011840072000**
0.2874		7.30	8.00	79.00	30.05	41.00	**9011840073000**
0.2913		7.40	8.00	79.00	29.90	41.00	**9011840074000**
0.2953		7.50	8.00	79.00	29.75	41.00	**9011840075000**
0.2969	19/64	7.54	8.00	79.00	29.69	41.00	**9011840075400**
0.2992		7.60	8.00	79.00	29.60	41.00	**9011840076000**
0.3031		7.70	8.00	79.00	29.45	41.00	**9011840077000**
0.3071		7.80	8.00	79.00	29.30	41.00	**9011840078000**
0.3110		7.90	8.00	79.00	29.15	41.00	**9011840079000**
0.3126	5/16	7.94	8.00	79.00	29.09	41.00	**9011840079400**
0.3150		8.00	8.00	79.00	29.00	41.00	**9011840080000**
0.3189		8.10	10.00	89.00	34.85	47.00	**9011840081000**
0.3228	P	8.20	10.00	89.00	34.70	47.00	**9011840082000**
0.3268		8.30	10.00	89.00	34.55	47.00	**9011840083000**
0.3280	21/64	8.33	10.00	89.00	34.51	47.00	**9011840083300**
0.3307		8.40	10.00	89.00	34.40	47.00	**9011840084000**
0.3346		8.50	10.00	89.00	34.25	47.00	**9011840085000**
0.3386		8.60	10.00	89.00	34.10	47.00	**9011840086000**
0.3425		8.70	10.00	89.00	33.95	47.00	**9011840087000**
0.3437	11/32	8.73	10.00	89.00	33.91	47.00	**9011840087300**
0.3465		8.80	10.00	89.00	33.80	47.00	**9011840088000**
0.3504		8.90	10.00	89.00	33.65	47.00	**9011840089000**
0.3543		9.00	10.00	89.00	33.50	47.00	**9011840090000**
0.3583		9.10	10.00	89.00	33.35	47.00	**9011840091000**
0.3594	23/64	9.13	10.00	89.00	33.31	47.00	**9011840091300**
0.3622		9.20	10.00	89.00	33.20	47.00	**9011840092000**
0.3661		9.30	10.00	89.00	33.05	47.00	**9011840093000**
0.3701		9.40	10.00	89.00	32.90	47.00	**9011840094000**
0.3740		9.50	10.00	89.00	32.75	47.00	**9011840095000**
0.3748	3/8	9.52	10.00	89.00	32.72	47.00	**9011840095200**
0.3780		9.60	10.00	89.00	32.60	47.00	**9011840096000**

3xD Ratio drills

Series no. **1184**

Diameter (d1) inch	wire/ltr	mm	d2 mm	l1 mm	t_{max} mm	l2 mm	EDP #
0.3819		9.70	10.00	89.00	32.45	47.00	**9011840097000**
0.3858	W	9.80	10.00	89.00	32.30	47.00	**9011840098000**
0.3898		9.90	10.00	89.00	32.15	47.00	**9011840099000**
0.3906	25/64	9.92	10.00	89.00	32.12	47.00	**9011840099200**
0.3937		10.00	10.00	89.00	32.00	47.00	**9011840100000**
0.3976		10.10	12.00	102.00	39.85	55.00	**9011840101000**
0.4016		10.20	12.00	102.00	39.70	55.00	**9011840102000**
0.4055		10.30	12.00	102.00	39.55	55.00	**9011840103000**
0.4063	13/32	10.32	12.00	102.00	39.52	55.00	**9011840103200**
0.4094		10.40	12.00	102.00	39.40	55.00	**9011840104000**
0.4134		10.50	12.00	102.00	39.25	55.00	**9011840105000**
0.4173		10.60	12.00	102.00	39.10	55.00	**9011840106000**
0.4213		10.70	12.00	102.00	38.95	55.00	**9011840107000**
0.4220	27/64	10.72	12.00	102.00	38.92	55.00	**9011840107200**
0.4252		10.80	12.00	102.00	38.80	55.00	**9011840108000**
0.4291		10.90	12.00	102.00	38.65	55.00	**9011840109000**
0.4331		11.00	12.00	102.00	38.50	55.00	**9011840110000**
0.4370		11.10	12.00	102.00	38.35	55.00	**9011840111000**
0.4374	7/16	11.11	12.00	102.00	38.34	55.00	**9011840111100**
0.4409		11.20	12.00	102.00	38.20	55.00	**9011840112000**
0.4449		11.30	12.00	102.00	38.05	55.00	**9011840113000**
0.4488		11.40	12.00	102.00	37.90	55.00	**9011840114000**
0.4528		11.50	12.00	102.00	37.75	55.00	**9011840115000**
0.4531	29/64	11.51	12.00	102.00	37.74	55.00	**9011840115100**
0.4567		11.60	12.00	102.00	37.60	55.00	**9011840116000**
0.4606		11.70	12.00	102.00	37.45	55.00	**9011840117000**
0.4646		11.80	12.00	102.00	37.30	55.00	**9011840118000**
0.4685		11.90	12.00	102.00	37.15	55.00	**9011840119000**
0.4689	15/32	11.91	12.00	102.00	37.14	55.00	**9011840119100**
0.4724		12.00	12.00	102.00	37.00	55.00	**9011840120000**
0.4764		12.10	14.00	107.00	41.85	60.00	**9011840121000**
0.4803		12.20	14.00	107.00	41.70	60.00	**9011840122000**
0.4843	31/64	12.30	14.00	107.00	41.55	60.00	**9011840123000**
0.4882		12.40	14.00	107.00	41.40	60.00	**9011840124000**
0.4921		12.50	14.00	107.00	41.25	60.00	**9011840125000**
0.4961		12.60	14.00	107.00	41.10	60.00	**9011840126000**
0.5000	1/2	12.70	14.00	107.00	40.95	60.00	**9011840127000**
0.5039		12.80	14.00	107.00	40.80	60.00	**9011840128000**
0.5118		13.00	14.00	107.00	40.50	60.00	**9011840130000**
0.5157	33/64	13.10	14.00	107.00	40.35	60.00	**9011840131000**
0.5197		13.20	14.00	107.00	40.20	60.00	**9011840132000**
0.5236		13.30	14.00	107.00	40.05	60.00	**9011840133000**
0.5315		13.50	14.00	107.00	39.75	60.00	**9011840135000**
0.5354		13.60	14.00	107.00	39.60	60.00	**9011840136000**
0.5394		13.70	14.00	107.00	39.45	60.00	**9011840137000**
0.5433		13.80	14.00	107.00	39.30	60.00	**9011840138000**
0.5469	35/64	13.89	14.00	107.00	39.17	60.00	**9011840138900**

Diameter (d1) inch	wire/ltr	mm	d2 mm	l1 mm	t_{max} mm	l2 mm	EDP #
0.5472		13.90	14.00	107.00	39.15	60.00	**9011840139000**
0.5512		14.00	14.00	107.00	39.00	60.00	**9011840140000**
0.5591		14.20	16.00	115.00	43.70	65.00	**9011840142000**
0.5626	9/16	14.29	16.00	115.00	43.57	65.00	**9011840142900**
0.5630		14.30	16.00	115.00	43.55	65.00	**9011840143000**
0.5669		14.40	16.00	115.00	43.40	65.00	**9011840144000**
0.5709		14.50	16.00	115.00	43.25	65.00	**9011840145000**
0.5748		14.60	16.00	115.00	43.10	65.00	**9011840146000**
0.5787		14.70	16.00	115.00	42.95	65.00	**9011840147000**
0.5827		14.80	16.00	115.00	42.80	65.00	**9011840148000**
0.5906		15.00	16.00	115.00	42.50	65.00	**9011840150000**
0.5945		15.10	16.00	115.00	42.35	65.00	**9011840151000**
0.5984		15.20	16.00	115.00	42.20	65.00	**9011840152000**
0.6063		15.40	16.00	115.00	41.90	65.00	**9011840154000**
0.6094	39/64	15.48	16.00	115.00	41.78	65.00	**9011840154800**
0.6102		15.50	16.00	115.00	41.75	65.00	**9011840155000**
0.6142		15.60	16.00	115.00	41.60	65.00	**9011840156000**
0.6181		15.70	16.00	115.00	41.45	65.00	**9011840157000**
0.6220		15.80	16.00	115.00	41.30	65.00	**9011840158000**
0.6248	5/8	15.87	16.00	115.00	41.20	65.00	**9011840158700**
0.6260		15.90	16.00	115.00	41.15	65.00	**9011840159000**
0.6299		16.00	16.00	115.00	41.00	65.00	**9011840160000**
0.6339		16.10	18.00	123.00	48.85	73.00	**9011840161000**
0.6378		16.20	18.00	123.00	48.70	73.00	**9011840162000**
0.6406	41/64	16.27	18.00	123.00	48.60	73.00	**9011840162700**
0.6417		16.30	18.00	123.00	48.55	73.00	**9011840163000**
0.6496		16.50	18.00	123.00	48.25	73.00	**9011840165000**
0.6614		16.80	18.00	123.00	47.80	73.00	**9011840168000**
0.6693		17.00	18.00	123.00	47.50	73.00	**9011840170000**
0.6811		17.30	18.00	123.00	47.05	73.00	**9011840173000**
0.6874	11/16	17.46	18.00	123.00	46.81	73.00	**9011840174600**
0.6890		17.50	18.00	123.00	46.75	73.00	**9011840175000**
0.6969		17.70	18.00	123.00	46.45	73.00	**9011840177000**
0.7008		17.80	18.00	123.00	46.30	73.00	**9011840178000**
0.7031	45/64	17.86	18.00	123.00	46.21	73.00	**9011840178600**
0.7087		18.00	18.00	123.00	46.00	73.00	**9011840180000**
0.7126		18.10	20.00	131.00	51.85	79.00	**9011840181000**
0.7205		18.30	20.00	131.00	51.55	79.00	**9011840183000**
0.7283		18.50	20.00	131.00	51.25	79.00	**9011840185000**
0.7343	47/64	18.65	20.00	131.00	51.03	79.00	**9011840186500**
0.7480		19.00	20.00	131.00	50.50	79.00	**9011840190000**
0.7500	3/4	19.05	20.00	131.00	50.43	79.00	**9011840190500**
0.7559		19.20	20.00	131.00	50.20	79.00	**9011840192000**
0.7677		19.50	20.00	131.00	49.75	79.00	**9011840195000**
0.7717		19.60	20.00	131.00	49.60	79.00	**9011840196000**
0.7795		19.80	20.00	131.00	49.30	79.00	**9011840198000**
0.7874		20.00	20.00	131.00	49.00	79.00	**9011840200000**

3xD Ratio drills

Series no. **5514**

Tool material **Solid Carbide**

Surface **F**

3xD Cutting depth · RT 100 U Type · 140° Point angle · m7 Tolerance on Ø · Without Internal coolant · HA Shank form · R Cutting direction · GUHRING SELECT

P	Steel	●
M	Stainless steel	○
K	Cast iron	●
N	Aluminum	○
S	Titanium alloys	○
H	Hardened steel	○

●=Optimal
○=Limited

web thinning ≥ Ø 3.000 • facet point grinding • main cutting edge form straight • optimized cutting geometry

structural and case hardened steels • free-cutting steels, heat treatable steels • steels (alloyed/unalloyed) up to 1200 N/mm² • cast materials • bronze, brass • high-alloyed AlSi-alloys

$t_{max} = l_2\text{-}1.5 \times d_1$

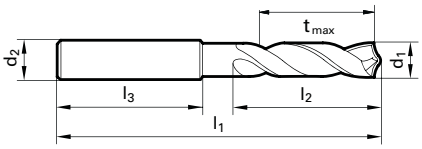

For L3 dimensions per DIN 6537, please see page 468
Speeds and feeds information on pg. 572

Diameter (d1) inch	wire/ltr	mm	d2 mm	l1 mm	t_{max} mm	l2 mm	EDP #
0.1181		3.00	6.00	62.00	15.50	20.00	**9055140030000**
0.1220		3.10	6.00	62.00	15.35	20.00	**9055140031000**
0.1248	1/8	3.18	6.00	62.00	15.23	20.00	**9055140031700**
0.1260		3.20	6.00	62.00	15.20	20.00	**9055140032000**
0.1280		3.25	6.00	62.00	15.13	20.00	**9055140032500**
0.1299		3.30	6.00	62.00	15.05	20.00	**9055140033000**
0.1339		3.40	6.00	62.00	14.90	20.00	**9055140034000**
0.1378		3.50	6.00	62.00	14.75	20.00	**9055140035000**
0.1406	9/64 #28	3.57	6.00	62.00	14.65	20.00	**9055140035700**
0.1417		3.60	6.00	62.00	14.60	20.00	**9055140036000**
0.1457		3.70	6.00	62.00	14.45	20.00	**9055140037000**
0.1496	#25	3.80	6.00	66.00	18.30	24.00	**9055140038000**
0.1535		3.90	6.00	66.00	18.15	24.00	**9055140039000**
0.1563	5/32	3.97	6.00	66.00	18.05	24.00	**9055140039700**
0.1575		4.00	6.00	66.00	18.00	24.00	**9055140040000**
0.1591	#21	4.04	6.00	66.00	17.94	24.00	**9055140040400**
0.1614		4.10	6.00	66.00	17.85	24.00	**9055140041000**
0.1654		4.20	6.00	66.00	17.70	24.00	**9055140042000**
0.1693	#18	4.30	6.00	66.00	17.55	24.00	**9055140043000**
0.1720	11/64	4.37	6.00	66.00	17.45	24.00	**9055140043700**
0.1732		4.40	6.00	66.00	17.40	24.00	**9055140044000**
0.1772	#16	4.50	6.00	66.00	17.25	24.00	**9055140045000**
0.1811		4.60	6.00	66.00	17.10	24.00	**9055140046000**
0.1831		4.65	6.00	66.00	17.03	24.00	**9055140046500**
0.1850	#13	4.70	6.00	66.00	16.95	24.00	**9055140047000**
0.1874	3/16	4.76	6.00	66.00	20.86	28.00	**9055140047600**
0.1890	#12	4.80	6.00	66.00	20.80	28.00	**9055140048000**
0.1929		4.90	6.00	66.00	20.65	28.00	**9055140049000**
0.1969		5.00	6.00	66.00	20.50	28.00	**9055140050000**
0.2008		5.10	6.00	66.00	20.35	28.00	**9055140051000**
0.2012	#7	5.11	6.00	66.00	20.34	28.00	**9055140051100**
0.2031	13/64	5.16	6.00	66.00	20.26	28.00	**9055140051600**
0.2047		5.20	6.00	66.00	20.20	28.00	**9055140052000**
0.2067		5.25	6.00	66.00	20.13	28.00	**9055140052500**
0.2087		5.30	6.00	66.00	20.05	28.00	**9055140053000**
0.2126		5.40	6.00	66.00	19.90	28.00	**9055140054000**
0.2130	#3	5.41	6.00	66.00	19.89	28.00	**9055140054100**
0.2165		5.50	6.00	66.00	19.75	28.00	**9055140055000**
0.2185		5.55	6.00	66.00	19.68	28.00	**9055140055500**
0.2189	7/32	5.56	6.00	66.00	19.66	28.00	**9055140055600**
0.2205		5.60	6.00	66.00	19.60	28.00	**9055140056000**
0.2244		5.70	6.00	66.00	19.45	28.00	**9055140057000**

Diameter (d1) inch	wire/ltr	mm	d2 mm	l1 mm	t_{max} mm	l2 mm	EDP #
0.2283		5.80	6.00	66.00	19.30	28.00	**9055140058000**
0.2323		5.90	6.00	66.00	19.15	28.00	**9055140059000**
0.2343	15/64	5.95	6.00	66.00	19.08	28.00	**9055140059500**
0.2362		6.00	6.00	66.00	19.00	28.00	**9055140060000**
0.2402		6.10	8.00	79.00	24.85	34.00	**9055140061000**
0.2441		6.20	8.00	79.00	24.70	34.00	**9055140062000**
0.2480		6.30	8.00	79.00	24.55	34.00	**9055140063000**
0.2500	1/4 E	6.35	8.00	79.00	24.48	34.00	**9055140063500**
0.2520		6.40	8.00	79.00	24.40	34.00	**9055140064000**
0.2559		6.50	8.00	79.00	24.25	34.00	**9055140065000**
0.2571	F	6.53	8.00	79.00	24.21	34.00	**9055140065300**
0.2598		6.60	8.00	79.00	24.10	34.00	**9055140066000**
0.2638		6.70	8.00	79.00	23.95	34.00	**9055140067000**
0.2657	17/64 H	6.75	8.00	79.00	23.88	34.00	**9055140067500**
0.2677		6.80	8.00	79.00	23.80	34.00	**9055140068000**
0.2717	I	6.90	8.00	79.00	23.65	34.00	**9055140069000**
0.2756		7.00	8.00	79.00	23.50	34.00	**9055140070000**
0.2795		7.10	8.00	79.00	30.35	41.00	**9055140071000**
0.2811	9/32 K	7.14	8.00	79.00	30.29	41.00	**9055140071400**
0.2835		7.20	8.00	79.00	30.20	41.00	**9055140072000**
0.2874		7.30	8.00	79.00	30.05	41.00	**9055140073000**
0.2913		7.40	8.00	79.00	29.90	41.00	**9055140074000**
0.2953		7.50	8.00	79.00	29.75	41.00	**9055140075000**
0.2969	19/64	7.54	8.00	79.00	29.69	41.00	**9055140075400**
0.2992		7.60	8.00	79.00	29.60	41.00	**9055140076000**
0.3031		7.70	8.00	79.00	29.45	41.00	**9055140077000**
0.3071		7.80	8.00	79.00	29.30	41.00	**9055140078000**
0.3110		7.90	8.00	79.00	29.15	41.00	**9055140079000**
0.3125	5/16	7.94	8.00	79.00	29.09	41.00	**9055140079400**
0.3150		8.00	8.00	79.00	29.00	41.00	**9055140080000**
0.3189		8.10	10.00	89.00	34.85	47.00	**9055140081000**
0.3228	P	8.20	10.00	89.00	34.70	47.00	**9055140082000**
0.3268		8.30	10.00	89.00	34.55	47.00	**9055140083000**
0.3280	21/64	8.33	10.00	89.00	34.51	47.00	**9055140083300**
0.3307		8.40	10.00	89.00	34.40	47.00	**9055140084000**
0.3346		8.50	10.00	89.00	34.25	47.00	**9055140085000**
0.3386		8.60	10.00	89.00	34.10	47.00	**9055140086000**
0.3425		8.70	10.00	89.00	33.95	47.00	**9055140087000**
0.3437	11/32	8.73	10.00	89.00	33.91	47.00	**9055140087300**
0.3465		8.80	10.00	89.00	33.80	47.00	**9055140088000**
0.3504		8.90	10.00	89.00	33.65	47.00	**9055140089000**
0.3543		9.00	10.00	89.00	33.50	47.00	**9055140090000**

3xD Ratio drills

Series no. **5514**

Diameter (d1) inch	wire/ltr	mm	d2 mm	l1 mm	t_{max} mm	l2 mm	EDP #
0.3583		9.10	10.00	89.00	33.35	47.00	**9055140091000**
0.3594	23/64	9.13	10.00	89.00	33.31	47.00	**9055140091300**
0.3622		9.20	10.00	89.00	33.20	47.00	**9055140092000**
0.3642		9.25	10.00	89.00	33.13	47.00	**9055140092500**
0.3661		9.30	10.00	89.00	33.05	47.00	**9055140093000**
0.3677	U	9.34	10.00	89.00	32.99	47.00	**9055140093400**
0.3701		9.40	10.00	89.00	32.90	47.00	**9055140094000**
0.3740		9.50	10.00	89.00	32.75	47.00	**9055140095000**
0.3750	3/8	9.52	10.00	89.00	32.72	47.00	**9055140095200**
0.3780		9.60	10.00	89.00	32.60	47.00	**9055140096000**
0.3819		9.70	10.00	89.00	32.45	47.00	**9055140097000**
0.3858	W	9.80	10.00	89.00	32.30	47.00	**9055140098000**
0.3898		9.90	10.00	89.00	32.15	47.00	**9055140099000**
0.3906	25/64	9.92	10.00	89.00	32.12	47.00	**9055140099200**
0.3937		10.00	10.00	89.00	32.00	47.00	**9055140100000**
0.3976		10.10	12.00	102.00	39.85	55.00	**9055140101000**
0.4016		10.20	12.00	102.00	39.70	55.00	**9055140102000**
0.4055		10.30	12.00	102.00	39.55	55.00	**9055140103000**
0.4063	13/32	10.32	12.00	102.00	39.52	55.00	**9055140103200**
0.4094		10.40	12.00	102.00	39.40	55.00	**9055140104000**
0.4134		10.50	12.00	102.00	39.25	55.00	**9055140105000**
0.4173		10.60	12.00	102.00	39.10	55.00	**9055140106000**
0.4213		10.70	12.00	102.00	38.95	55.00	**9055140107000**
0.4220	27/64	10.72	12.00	102.00	38.92	55.00	**9055140107200**
0.4252		10.80	12.00	102.00	38.80	55.00	**9055140108000**
0.4291		10.90	12.00	102.00	38.65	55.00	**9055140109000**
0.4331		11.00	12.00	102.00	38.50	55.00	**9055140110000**
0.4370		11.10	12.00	102.00	38.35	55.00	**9055140111000**
0.4374	7/16	11.11	12.00	102.00	38.34	55.00	**9055140111100**
0.4409		11.20	12.00	102.00	38.20	55.00	**9055140112000**
0.4449		11.30	12.00	102.00	38.05	55.00	**9055140113000**
0.4488		11.40	12.00	102.00	37.90	55.00	**9055140114000**
0.4528		11.50	12.00	102.00	37.75	55.00	**9055140115000**
0.4531	29/64	11.51	12.00	102.00	37.74	55.00	**9055140115100**
0.4567		11.60	12.00	102.00	37.60	55.00	**9055140116000**
0.4606		11.70	12.00	102.00	37.45	55.00	**9055140117000**
0.4646		11.80	12.00	102.00	37.30	55.00	**9055140118000**
0.4685		11.90	12.00	102.00	37.15	55.00	**9055140119000**
0.4689	15/32	11.91	12.00	102.00	37.14	55.00	**9055140119100**
0.4724		12.00	12.00	102.00	37.00	55.00	**9055140120000**
0.4764		12.10	14.00	107.00	41.85	60.00	**9055140121000**
0.4803		12.20	14.00	107.00	41.70	60.00	**9055140122000**
0.4843	31/64	12.30	14.00	107.00	41.55	60.00	**9055140123000**
0.4882		12.40	14.00	107.00	41.40	60.00	**9055140124000**
0.4921		12.50	14.00	107.00	41.25	60.00	**9055140125000**
0.4961		12.60	14.00	107.00	41.10	60.00	**9055140126000**
0.5000	1/2	12.70	14.00	107.00	40.95	60.00	**9055140127000**
0.5039		12.80	14.00	107.00	40.80	60.00	**9055140128000**
0.5079		12.90	14.00	107.00	40.65	60.00	**9055140129000**
0.5118		13.00	14.00	107.00	40.50	60.00	**9055140130000**
0.5157	33/64	13.10	14.00	107.00	40.35	60.00	**9055140131000**
0.5197		13.20	14.00	107.00	40.20	60.00	**9055140132000**
0.5236		13.30	14.00	107.00	40.05	60.00	**9055140133000**

Diameter (d1) inch	wire/ltr	mm	d2 mm	l1 mm	t_{max} mm	l2 mm	EDP #
0.5276		13.40	14.00	107.00	39.90	60.00	**9055140134000**
0.5311	17/32	13.49	14.00	107.00	39.77	60.00	**9055140134900**
0.5315		13.50	14.00	107.00	39.75	60.00	**9055140135000**
0.5354		13.60	14.00	107.00	39.60	60.00	**9055140136000**
0.5394		13.70	14.00	107.00	39.45	60.00	**9055140137000**
0.5433		13.80	14.00	107.00	39.30	60.00	**9055140138000**
0.5469	35/64	13.89	14.00	107.00	39.17	60.00	**9055140138900**
0.5472		13.90	14.00	107.00	39.15	60.00	**9055140139000**
0.5512		14.00	14.00	107.00	39.00	60.00	**9055140140000**
0.5551		14.10	16.00	115.00	43.85	65.00	**9055140141000**
0.5591		14.20	16.00	115.00	43.70	65.00	**9055140142000**
0.5626	9/16	14.29	16.00	115.00	43.57	65.00	**9055140142900**
0.5630		14.30	16.00	115.00	43.55	65.00	**9055140143000**
0.5669		14.40	16.00	115.00	43.40	65.00	**9055140144000**
0.5709		14.50	16.00	115.00	43.25	65.00	**9055140145000**
0.5748		14.60	16.00	115.00	43.10	65.00	**9055140146000**
0.5780	37/64	14.68	16.00	115.00	42.98	65.00	**9055140146800**
0.5787		14.70	16.00	115.00	42.95	65.00	**9055140147000**
0.5827		14.80	16.00	115.00	42.80	65.00	**9055140148000**
0.5866		14.90	16.00	115.00	42.65	65.00	**9055140149000**
0.5906		15.00	16.00	115.00	42.50	65.00	**9055140150000**
0.5937	19/32	15.08	16.00	115.00	42.38	65.00	**9055140150800**
0.5945		15.10	16.00	115.00	42.35	65.00	**9055140151000**
0.5984		15.20	16.00	115.00	42.20	65.00	**9055140152000**
0.6024		15.30	16.00	115.00	42.05	65.00	**9055140153000**
0.6063		15.40	16.00	115.00	41.90	65.00	**9055140154000**
0.6094	39/64	15.48	16.00	115.00	41.78	65.00	**9055140154800**
0.6102		15.50	16.00	115.00	41.75	65.00	**9055140155000**
0.6142		15.60	16.00	115.00	41.60	65.00	**9055140156000**
0.6181		15.70	16.00	115.00	41.45	65.00	**9055140157000**
0.6220		15.80	16.00	115.00	41.30	65.00	**9055140158000**
0.6250	5/8	15.87	16.00	115.00	41.20	65.00	**9055140158700**
0.6260		15.90	16.00	115.00	41.15	65.00	**9055140159000**
0.6299		16.00	16.00	115.00	41.00	65.00	**9055140160000**
0.6406	41/64	16.27	18.00	123.00	48.60	73.00	**9055140162700**
0.6496		16.50	18.00	123.00	48.25	73.00	**9055140165000**
0.6563	21/32	16.67	18.00	123.00	48.00	73.00	**9055140166700**
0.6693		17.00	18.00	123.00	47.50	73.00	**9055140170000**
0.6720	43/64	17.07	18.00	123.00	47.40	73.00	**9055140170700**
0.6874	11/16	17.46	18.00	123.00	46.81	73.00	**9055140174600**
0.6890		17.50	18.00	123.00	46.75	73.00	**9055140175000**
0.7031	45/64	17.86	18.00	123.00	46.21	73.00	**9055140178600**
0.7087		18.00	18.00	123.00	46.00	73.00	**9055140180000**
0.7189	23/32	18.26	20.00	131.00	51.61	79.00	**9055140182600**
0.7283		18.50	20.00	131.00	51.25	79.00	**9055140185000**
0.7480		19.00	20.00	131.00	50.50	79.00	**9055140190000**
0.7500	3/4	19.05	20.00	131.00	50.43	79.00	**9055140190500**
0.7579		19.25	20.00	131.00	50.13	79.00	**9055140192500**
0.7657	49/64	19.45	20.00	131.00	49.83	79.00	**9055140194460**
0.7677		19.50	20.00	131.00	49.75	79.00	**9055140195000**
0.7811	25/32	19.84	20.00	131.00	49.24	79.00	**9055140198400**
0.7874		20.00	20.00	131.00	49.00	79.00	**9055140200000**

3xD Ratio drills

Series no. **5741**

3xD	RT 100 US	140°	m7	Without Internal coolant	HA	R
Cutting depth	Type	Point angle	Tolerance on Ø		Shank form	Cutting direction

Tool material: **Solid Carbide**

Surface: a

P	Steel	
M	Stainless steel	●
K	Cast iron	
N	Aluminum	
S	Titanium alloys	●
H	Hardened steel	○

●=Optimal
○=Limited

web thinning ≥ Ø 3.000 • relieved cone • main cutting edge form concave • optimized cutting geometry

stainless/acid-/heat-resistant steels • alloyed and high tensile steels up to 1600 N/mm² • Inconel, Hastelloy, Monel • Titanium and Titanium alloys

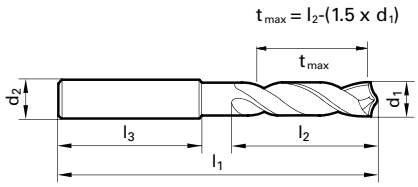

For L3 dimensions per DIN 6537, please see page 468
Speeds and feeds information on pg. 581

Diameter (d1) inch	wire/ltr	mm	d2 mm	l1 mm	t_{max} mm	l2 mm	EDP #
0.1181		3.00	6.00	62.00	15.50	20.00	**9057410030000**
0.1220		3.10	6.00	62.00	15.35	20.00	**9057410031000**
0.1248	1/8	3.17	6.00	62.00	15.25	20.00	**9057410031700**
0.1260		3.20	6.00	62.00	15.20	20.00	**9057410032000**
0.1280		3.25	6.00	62.00	15.13	20.00	**9057410032500**
0.1299		3.30	6.00	62.00	15.05	20.00	**9057410033000**
0.1339		3.40	6.00	62.00	14.90	20.00	**9057410034000**
0.1378		3.50	6.00	62.00	14.75	20.00	**9057410035000**
0.1406	9/64 #28	3.57	6.00	62.00	14.65	20.00	**9057410035700**
0.1417		3.60	6.00	62.00	14.60	20.00	**9057410036000**
0.1457		3.70	6.00	62.00	14.45	20.00	**9057410037000**
0.1496		3.80	6.00	66.00	18.30	24.00	**9057410038000**
0.1535	3 9/10	3.90	6.00	66.00	18.15	24.00	**9057410039000**
0.1563	5/32	3.97	6.00	66.00	18.05	24.00	**9057410039700**
0.1575		4.00	6.00	66.00	18.00	24.00	**9057410040000**
0.1614		4.10	6.00	66.00	17.85	24.00	**9057410041000**
0.1654		4.20	6.00	66.00	17.70	24.00	**9057410042000**
0.1693		4.30	6.00	66.00	17.55	24.00	**9057410043000**
0.1720	11/64	4.37	6.00	66.00	17.45	24.00	**9057410043700**
0.1732		4.40	6.00	66.00	17.40	24.00	**9057410044000**
0.1772		4.50	6.00	66.00	17.25	24.00	**9057410045000**
0.1811		4.60	6.00	66.00	17.10	24.00	**9057410046000**
0.1831		4.65	6.00	66.00	17.03	24.00	**9057410046500**
0.1850		4.70	6.00	66.00	16.95	24.00	**9057410047000**
0.1874	3/16	4.76	6.00	66.00	20.86	28.00	**9057410047600**
0.1890		4.80	6.00	66.00	20.80	28.00	**9057410048000**
0.1929		4.90	6.00	66.00	20.65	28.00	**9057410049000**
0.1969		5.00	6.00	66.00	20.50	28.00	**9057410050000**
0.2008		5.10	6.00	66.00	20.35	28.00	**9057410051000**
0.2031	13/64	5.16	6.00	66.00	20.26	28.00	**9057410051600**
0.2047		5.20	6.00	66.00	20.20	28.00	**9057410052000**
0.2087		5.30	6.00	66.00	20.05	28.00	**9057410053000**
0.2126		5.40	6.00	66.00	19.90	28.00	**9057410054000**
0.2165		5.50	6.00	66.00	19.75	28.00	**9057410055000**
0.2185		5.55	6.00	66.00	19.68	28.00	**9057410055500**
0.2189	7/32	5.56	6.00	66.00	19.66	28.00	**9057410055600**
0.2205		5.60	6.00	66.00	19.60	28.00	**9057410056000**
0.2244		5.70	6.00	66.00	19.45	28.00	**9057410057000**
0.2283		5.80	6.00	66.00	19.30	28.00	**9057410058000**
0.2323		5.90	6.00	66.00	19.15	28.00	**9057410059000**
0.2343	15/64	5.95	6.00	66.00	19.08	28.00	**9057410059500**

Diameter (d1) inch	wire/ltr	mm	d2 mm	l1 mm	t_{max} mm	l2 mm	EDP #
0.2362		6.00	6.00	66.00	19.00	28.00	**9057410060000**
0.2402		6.10	8.00	79.00	24.85	34.00	**9057410061000**
0.2441		6.20	8.00	79.00	24.70	34.00	**9057410062000**
0.2480		6.30	8.00	79.00	24.55	34.00	**9057410063000**
0.2500	1/4 E	6.35	8.00	79.00	24.48	34.00	**9057410063500**
0.2520		6.40	8.00	79.00	24.40	34.00	**9057410064000**
0.2559		6.50	8.00	79.00	24.25	34.00	**9057410065000**
0.2598		6.60	8.00	79.00	24.10	34.00	**9057410066000**
0.2638		6.70	8.00	79.00	23.95	34.00	**9057410067000**
0.2657	17/64 H	6.75	8.00	79.00	23.88	34.00	**9057410067500**
0.2677		6.80	8.00	79.00	23.80	34.00	**9057410068000**
0.2717	I	6.90	8.00	79.00	23.65	34.00	**9057410069000**
0.2756		7.00	8.00	79.00	23.50	34.00	**9057410070000**
0.2795		7.10	8.00	79.00	30.35	41.00	**9057410071000**
0.2811	9/32 K	7.14	8.00	79.00	30.29	41.00	**9057410071400**
0.2835		7.20	8.00	79.00	30.20	41.00	**9057410072000**
0.2874		7.30	8.00	79.00	30.05	41.00	**9057410073000**
0.2913		7.40	8.00	79.00	29.90	41.00	**9057410074000**
0.2953		7.50	8.00	79.00	29.75	41.00	**9057410075000**
0.2969	19/64	7.54	8.00	79.00	29.69	41.00	**9057410075400**
0.2992		7.60	8.00	79.00	29.60	41.00	**9057410076000**
0.3031		7.70	8.00	79.00	29.45	41.00	**9057410077000**
0.3071		7.80	8.00	79.00	29.30	41.00	**9057410078000**
0.3110		7.90	8.00	79.00	29.15	41.00	**9057410079000**
0.3126	5/16	7.94	8.00	79.00	29.09	41.00	**9057410079400**
0.3150		8.00	8.00	79.00	29.00	41.00	**9057410080000**
0.3189		8.10	10.00	89.00	34.85	47.00	**9057410081000**
0.3228	P	8.20	10.00	89.00	34.70	47.00	**9057410082000**
0.3268		8.30	10.00	89.00	34.55	47.00	**9057410083000**
0.3280	21/64	8.33	10.00	89.00	34.51	47.00	**9057410083300**
0.3307		8.40	10.00	89.00	34.40	47.00	**9057410084000**
0.3346		8.50	10.00	89.00	34.25	47.00	**9057410085000**
0.3386		8.60	10.00	89.00	34.10	47.00	**9057410086000**
0.3425		8.70	10.00	89.00	33.95	47.00	**9057410087000**
0.3437	11/32	8.73	10.00	89.00	33.91	47.00	**9057410087300**
0.3465		8.80	10.00	89.00	33.80	47.00	**9057410088000**
0.3504		8.90	10.00	89.00	33.65	47.00	**9057410089000**
0.3543		9.00	10.00	89.00	33.50	47.00	**9057410090000**
0.3583		9.10	10.00	89.00	33.35	47.00	**9057410091000**
0.3594	23/64	9.13	10.00	89.00	33.31	47.00	**9057410091300**
0.3622		9.20	10.00	89.00	33.20	47.00	**9057410092000**

3xD Ratio drills

Series no. **5741**

Diameter (d1) inch	wire/ltr	mm	d2 mm	l1 mm	t_{max} mm	l2 mm	EDP #
0.3642		9.25	10.00	89.00	33.13	47.00	**9057410092500**
0.3661		9.30	10.00	89.00	33.05	47.00	**9057410093000**
0.3701		9.40	10.00	89.00	32.90	47.00	**9057410094000**
0.3740		9.50	10.00	89.00	32.75	47.00	**9057410095000**
0.3748	3/8	9.52	10.00	89.00	32.72	47.00	**9057410095200**
0.3780		9.60	10.00	89.00	32.60	47.00	**9057410096000**
0.3819		9.70	10.00	89.00	32.45	47.00	**9057410097000**
0.3858	W	9.80	10.00	89.00	32.30	47.00	**9057410098000**
0.3898		9.90	10.00	89.00	32.15	47.00	**9057410099000**
0.3906	25/64	9.92	10.00	89.00	32.12	47.00	**9057410099200**
0.3937		10.00	10.00	89.00	32.00	47.00	**9057410100000**
0.3976		10.10	12.00	102.00	39.85	55.00	**9057410101000**
0.4016		10.20	12.00	102.00	39.70	55.00	**9057410102000**
0.4055		10.30	12.00	102.00	39.55	55.00	**9057410103000**
0.4063	13/32	10.32	12.00	102.00	39.52	55.00	**9057410103200**
0.4094		10.40	12.00	102.00	39.40	55.00	**9057410104000**
0.4134		10.50	12.00	102.00	39.25	55.00	**9057410105000**
0.4173		10.60	12.00	102.00	39.10	55.00	**9057410106000**
0.4220	27/64	10.72	12.00	102.00	38.92	55.00	**9057410107200**
0.4252		10.80	12.00	102.00	38.80	55.00	**9057410108000**
0.4291		10.90	12.00	102.00	38.65	55.00	**9057410109000**

Diameter (d1) inch	wire/ltr	mm	d2 mm	l1 mm	t_{max} mm	l2 mm	EDP #
0.4331		11.00	12.00	102.00	38.50	55.00	**9057410110000**
0.4370		11.10	12.00	102.00	38.35	55.00	**9057410111000**
0.4374	7/16	11.11	12.00	102.00	38.34	55.00	**9057410111100**
0.4409		11.20	12.00	102.00	38.20	55.00	**9057410112000**
0.4449		11.30	12.00	102.00	38.05	55.00	**9057410113000**
0.4488		11.40	12.00	102.00	37.90	55.00	**9057410114000**
0.4528		11.50	12.00	102.00	37.75	55.00	**9057410115000**
0.4531	29/64	11.51	12.00	102.00	37.74	55.00	**9057410115100**
0.4567		11.60	12.00	102.00	37.60	55.00	**9057410116000**
0.4606		11.70	12.00	102.00	37.45	55.00	**9057410117000**
0.4646		11.80	12.00	102.00	37.30	55.00	**9057410118000**
0.4685		11.90	12.00	102.00	37.15	55.00	**9057410119000**
0.4689	15/32	11.91	12.00	102.00	37.14	55.00	**9057410119100**
0.4724		12.00	12.00	102.00	37.00	55.00	**9057410120000**
0.4764		12.10	14.00	107.00	41.85	60.00	**9057410121000**
0.4803		12.20	14.00	107.00	41.70	60.00	**9057410122000**
0.4843	31/64	12.30	14.00	107.00	41.55	60.00	**9057410123000**
0.4882		12.40	14.00	107.00	41.40	60.00	**9057410124000**
0.4921		12.50	14.00	107.00	41.25	60.00	**9057410125000**
0.4961		12.60	14.00	107.00	41.10	60.00	**9057410126000**
0.5000	1/2	12.70	14.00	107.00	40.95	60.00	**9057410127000**

3xD Ratio drills

Series no. **8524**

3xD	RT 100 HF	140°	m7	Without Internal coolant	HA	R
Cutting depth	Type	Point angle	Tolerance on Ø		Shank form	Cutting direction

Tool material: **Solid Carbide**

Surface: Y

P	Steel	●
M	Stainless steel	
K	Cast iron	
N	Aluminum	
S	Titanium alloys	●
H	Hardened steel	○

●=Optimal
○=Limited

web thinning ≥ Ø 3.000 • relieved cone • main cutting edge is slightly concave • optimized cutting geometry • double margin

alloyed and high tensile steels up to 1600 N/mm² • Inconel, Hastelloy, Monel • Titanium and Titanium alloys

$t_{max} = l_2-(1.5 \times d_1)$

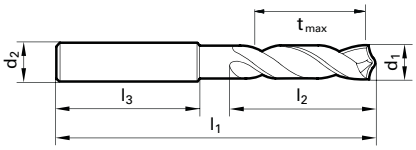

For L3 dimensions per DIN 6537, please see page 468
Speeds and feeds information on pg. 593

Diameter (d1) inch	wire/ltr	mm	d2 mm	l1 mm	t_{max} mm	l2 mm	EDP #
0.1181		3.00	6.00	62.00	15.50	20.00	**9085240030000**
0.1220		3.10	6.00	62.00	15.35	20.00	**9085240031000**
0.1248	1/8	3.17	6.00	62.00	15.25	20.00	**9085240031700**
0.1260		3.20	6.00	62.00	15.20	20.00	**9085240032000**
0.1280		3.25	6.00	62.00	15.13	20.00	**9085240032500**
0.1299		3.30	6.00	62.00	15.05	20.00	**9085240033000**
0.1339		3.40	6.00	62.00	14.90	20.00	**9085240034000**
0.1378		3.50	6.00	62.00	14.75	20.00	**9085240035000**
0.1406	9/64 #28	3.57	6.00	62.00	14.65	20.00	**9085240035700**
0.1417		3.60	6.00	62.00	14.60	20.00	**9085240036000**
0.1457		3.70	6.00	62.00	14.45	20.00	**9085240037000**
0.1496	#25	3.80	6.00	66.00	18.30	24.00	**9085240038000**
0.1535		3.90	6.00	66.00	18.15	24.00	**9085240039000**
0.1563	5/32	3.97	6.00	66.00	18.05	24.00	**9085240039700**
0.1575		4.00	6.00	66.00	18.00	24.00	**9085240040000**
0.1614		4.10	6.00	66.00	17.85	24.00	**9085240041000**
0.1654		4.20	6.00	66.00	17.70	24.00	**9085240042000**
0.1693	#18	4.30	6.00	66.00	17.55	24.00	**9085240043000**
0.1720	11/64	4.37	6.00	66.00	17.45	24.00	**9085240043700**
0.1732		4.40	6.00	66.00	17.40	24.00	**9085240044000**
0.1772	#16	4.50	6.00	66.00	17.25	24.00	**9085240045000**
0.1811		4.60	6.00	66.00	17.10	24.00	**9085240046000**
0.1831		4.65	6.00	66.00	17.03	24.00	**9085240046500**
0.1850	#13	4.70	6.00	66.00	16.95	24.00	**9085240047000**
0.1874	3/16	4.76	6.00	66.00	20.86	28.00	**9085240047600**
0.1890	#12	4.80	6.00	66.00	20.80	28.00	**9085240048000**
0.1929		4.90	6.00	66.00	20.65	28.00	**9085240049000**
0.1969		5.00	6.00	66.00	20.50	28.00	**9085240050000**
0.2008		5.10	6.00	66.00	20.35	28.00	**9085240051000**
0.2031	13/64	5.16	6.00	66.00	20.26	28.00	**9085240051600**
0.2047		5.20	6.00	66.00	20.20	28.00	**9085240052000**
0.2087		5.30	6.00	66.00	20.05	28.00	**9085240053000**
0.2126		5.40	6.00	66.00	19.90	28.00	**9085240054000**
0.2165		5.50	6.00	66.00	19.75	28.00	**9085240055000**
0.2185		5.55	6.00	66.00	19.68	28.00	**9085240055500**
0.2189	7/32	5.56	6.00	66.00	19.66	28.00	**9085240055600**
0.2205		5.60	6.00	66.00	19.60	28.00	**9085240056000**
0.2244		5.70	6.00	66.00	19.45	28.00	**9085240057000**
0.2283		5.80	6.00	66.00	19.30	28.00	**9085240058000**
0.2323		5.90	6.00	66.00	19.15	28.00	**9085240059000**
0.2343	15/64	5.95	6.00	66.00	19.08	28.00	**9085240059500**
0.2362		6.00	6.00	66.00	19.00	28.00	**9085240060000**

Diameter (d1) inch	wire/ltr	mm	d2 mm	l1 mm	t_{max} mm	l2 mm	EDP #
0.2402		6.10	8.00	79.00	24.85	34.00	**9085240061000**
0.2441		6.20	8.00	79.00	24.70	34.00	**9085240062000**
0.2480		6.30	8.00	79.00	24.55	34.00	**9085240063000**
0.2500	1/4 E	6.35	8.00	79.00	24.48	34.00	**9085240063500**
0.2520		6.40	8.00	79.00	24.40	34.00	**9085240064000**
0.2559		6.50	8.00	79.00	24.25	34.00	**9085240065000**
0.2598		6.60	8.00	79.00	24.10	34.00	**9085240066000**
0.2638		6.70	8.00	79.00	23.95	34.00	**9085240067000**
0.2657	17/64 H	6.75	8.00	79.00	23.88	34.00	**9085240067500**
0.2677		6.80	8.00	79.00	23.80	34.00	**9085240068000**
0.2717	I	6.90	8.00	79.00	23.65	34.00	**9085240069000**
0.2756		7.00	8.00	79.00	23.50	34.00	**9085240070000**
0.2795		7.10	8.00	79.00	30.35	41.00	**9085240071000**
0.2811	9/32 K	7.14	8.00	79.00	30.29	41.00	**9085240071400**
0.2835		7.20	8.00	79.00	30.20	41.00	**9085240072000**
0.2874		7.30	8.00	79.00	30.05	41.00	**9085240073000**
0.2913		7.40	8.00	79.00	29.90	41.00	**9085240074000**
0.2953		7.50	8.00	79.00	29.75	41.00	**9085240075000**
0.2969	19/64	7.54	8.00	79.00	29.69	41.00	**9085240075400**
0.2992		7.60	8.00	79.00	29.60	41.00	**9085240076000**
0.3031		7.70	8.00	79.00	29.45	41.00	**9085240077000**
0.3071		7.80	8.00	79.00	29.30	41.00	**9085240078000**
0.3110		7.90	8.00	79.00	29.15	41.00	**9085240079000**
0.3125	5/16	7.94	8.00	79.00	29.09	41.00	**9085240079400**
0.3150		8.00	8.00	79.00	29.00	41.00	**9085240080000**
0.3189		8.10	10.00	89.00	34.85	47.00	**9085240081000**
0.3228	P	8.20	10.00	89.00	34.70	47.00	**9085240082000**
0.3268		8.30	10.00	89.00	34.55	47.00	**9085240083000**
0.3280	21/64	8.33	10.00	89.00	34.51	47.00	**9085240083300**
0.3307		8.40	10.00	89.00	34.40	47.00	**9085240084000**
0.3346		8.50	10.00	89.00	34.25	47.00	**9085240085000**
0.3386		8.60	10.00	89.00	34.10	47.00	**9085240086000**
0.3425		8.70	10.00	89.00	33.95	47.00	**9085240087000**
0.3437	11/32	8.73	10.00	89.00	33.91	47.00	**9085240087300**
0.3465		8.80	10.00	89.00	33.80	47.00	**9085240088000**
0.3504		8.90	10.00	89.00	33.65	47.00	**9085240089000**
0.3543		9.00	10.00	89.00	33.50	47.00	**9085240090000**
0.3583		9.10	10.00	89.00	33.35	47.00	**9085240091000**
0.3594	23/64	9.13	10.00	89.00	33.31	47.00	**9085240091300**
0.3622		9.20	10.00	89.00	33.20	47.00	**9085240092000**
0.3642		9.25	10.00	89.00	33.13	47.00	**9085240092500**
0.3661		9.30	10.00	89.00	33.05	47.00	**9085240093000**

3xD Ratio drills

Series no. **8524**

Diameter (d1) inch	wire/ltr	mm	d2 mm	l1 mm	t_{max} mm	l2 mm	EDP #
0.3701		9.40	10.00	89.00	32.90	47.00	**9085240094000**
0.3740		9.50	10.00	89.00	32.75	47.00	**9085240095000**
0.3748	3/8	9.52	10.00	89.00	32.72	47.00	**9085240095200**
0.3780		9.60	10.00	89.00	32.60	47.00	**9085240096000**
0.3819		9.70	10.00	89.00	32.45	47.00	**9085240097000**
0.3858	W	9.80	10.00	89.00	32.30	47.00	**9085240098000**
0.3898		9.90	10.00	89.00	32.15	47.00	**9085240099000**
0.3906	25/64	9.92	10.00	89.00	32.12	47.00	**9085240099200**
0.3937		10.00	10.00	89.00	32.00	47.00	**9085240100000**
0.3976		10.10	12.00	102.00	39.85	55.00	**9085240101000**
0.4016		10.20	12.00	102.00	39.70	55.00	**9085240102000**
0.4055		10.30	12.00	102.00	39.55	55.00	**9085240103000**
0.4063	13/32	10.32	12.00	102.00	39.52	55.00	**9085240103200**
0.4094		10.40	12.00	102.00	39.40	55.00	**9085240104000**
0.4134		10.50	12.00	102.00	39.25	55.00	**9085240105000**
0.4173		10.60	12.00	102.00	39.10	55.00	**9085240106000**
0.4213		10.70	12.00	102.00	38.95	55.00	**9085240107000**
0.4220	27/64	10.72	12.00	102.00	38.92	55.00	**9085240107200**
0.4252		10.80	12.00	102.00	38.80	55.00	**9085240108000**
0.4291		10.90	12.00	102.00	38.65	55.00	**9085240109000**
0.4331		11.00	12.00	102.00	38.50	55.00	**9085240110000**
0.4370		11.10	12.00	102.00	38.35	55.00	**9085240111000**
0.4374	7/16	11.11	12.00	102.00	38.34	55.00	**9085240111100**
0.4409		11.20	12.00	102.00	38.20	55.00	**9085240112000**
0.4449		11.30	12.00	102.00	38.05	55.00	**9085240113000**
0.4488		11.40	12.00	102.00	37.90	55.00	**9085240114000**
0.4528		11.50	12.00	102.00	37.75	55.00	**9085240115000**
0.4531	29/64	11.51	12.00	102.00	37.74	55.00	**9085240115100**
0.4567		11.60	12.00	102.00	37.60	55.00	**9085240116000**
0.4606		11.70	12.00	102.00	37.45	55.00	**9085240117000**
0.4646		11.80	12.00	102.00	37.30	55.00	**9085240118000**
0.4685		11.90	12.00	102.00	37.15	55.00	**9085240119000**
0.4689	15/32	11.91	12.00	102.00	37.14	55.00	**9085240119100**
0.4724		12.00	12.00	102.00	37.00	55.00	**9085240120000**
0.4803		12.20	14.00	107.00	41.70	60.00	**9085240122000**
0.4843	31/64	12.30	14.00	107.00	41.55	60.00	**9085240123000**

Diameter (d1) inch	wire/ltr	mm	d2 mm	l1 mm	t_{max} mm	l2 mm	EDP #
0.4921		12.50	14.00	107.00	41.25	60.00	**9085240125000**
0.5000	1/2	12.70	14.00	107.00	40.95	60.00	**9085240127000**
0.5039		12.80	14.00	107.00	40.80	60.00	**9085240128000**
0.5118		13.00	14.00	107.00	40.50	60.00	**9085240130000**
0.5236		13.30	14.00	107.00	40.05	60.00	**9085240133000**
0.5311	17/32	13.49	14.00	107.00	39.77	60.00	**9085240134900**
0.5315		13.50	14.00	107.00	39.75	60.00	**9085240135000**
0.5394		13.70	14.00	107.00	39.45	60.00	**9085240137000**
0.5512		14.00	14.00	107.00	39.00	60.00	**9085240140000**
0.5591		14.20	16.00	115.00	43.70	65.00	**9085240142000**
0.5626	9/16	14.29	16.00	115.00	43.57	65.00	**9085240142900**
0.5630		14.30	16.00	115.00	43.55	65.00	**9085240143000**
0.5709		14.50	16.00	115.00	43.25	65.00	**9085240145000**
0.5787		14.70	16.00	115.00	42.95	65.00	**9085240147000**
0.5906		15.00	16.00	115.00	42.50	65.00	**9085240150000**
0.5984		15.20	16.00	115.00	42.20	65.00	**9085240152000**
0.6024		15.30	16.00	115.00	42.05	65.00	**9085240153000**
0.6102		15.50	16.00	115.00	41.75	65.00	**9085240155000**
0.6181		15.70	16.00	115.00	41.45	65.00	**9085240157000**
0.6248	5/8	15.87	16.00	115.00	41.20	65.00	**9085240158700**
0.6299		16.00	16.00	115.00	41.00	65.00	**9085240160000**
0.6417		16.30	18.00	123.00	48.55	73.00	**9085240163000**
0.6496		16.50	18.00	123.00	48.25	73.00	**9085240165000**
0.6654		16.90	18.00	123.00	47.65	73.00	**9085240169000**
0.6693		17.00	18.00	123.00	47.50	73.00	**9085240170000**
0.6811		17.30	18.00	123.00	47.05	73.00	**9085240173000**
0.6890		17.50	18.00	123.00	46.75	73.00	**9085240175000**
0.7087		18.00	18.00	123.00	46.00	73.00	**9085240180000**
0.7283		18.50	20.00	131.00	51.25	79.00	**9085240185000**
0.7441		18.90	20.00	131.00	50.65	79.00	**9085240189000**
0.7480		19.00	20.00	131.00	50.50	79.00	**9085240190000**
0.7500	3/4	19.05	20.00	131.00	50.43	79.00	**9085240190500**
0.7598		19.30	20.00	131.00	50.05	79.00	**9085240193000**
0.7677		19.50	20.00	131.00	49.75	79.00	**9085240195000**
0.7874		20.00	20.00	131.00	49.00	79.00	**9085240200000**

3xD Ratio drills

Series no. **5510**

Tool material **Solid Carbide**

Surface **F**

3xD	RT 100 U	140°	m7		HA	R	GUHRING SELECT
Cutting depth	Type	Point angle	Tolerance on Ø	Internal coolant	Shank form	Cutting direction	

P	Steel	★
M	Stainless steel	○
K	Cast iron	●
N	Aluminum	○
S	Titanium alloys	○
H	Hardened steel	○

★ = 1st choice
● = Optimal
○ = Limited

web thinning ≥ Ø 3.000 • facet point grinding • main cutting edge form straight • optimized cutting geometry

structural and case hardened steels • free-cutting steels, heat treatable steels • steels (alloyed/unalloyed) up to 1200 N/mm² • cast materials • bronze, brass • high-alloyed AlSi-alloys

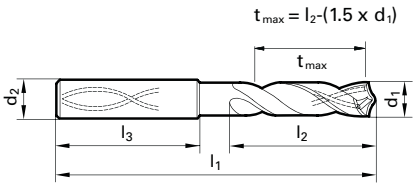

For L3 dimensions per DIN 6537, please see page 468
Speeds and feeds information on pg. 570

Diameter (d1) inch	wire/ltr	mm	d2 mm	l1 mm	t_{max} mm	l2 mm	EDP #
0.1181		3.00	6.00	62.00	15.50	20.00	**9055100030000**
0.1220		3.10	6.00	62.00	15.35	20.00	**9055100031000**
0.1248	1/8	3.17	6.00	62.00	15.25	20.00	**9055100031700**
0.1260		3.20	6.00	62.00	15.20	20.00	**9055100032000**
0.1280		3.25	6.00	62.00	15.13	20.00	**9055100032500**
0.1299		3.30	6.00	62.00	15.05	20.00	**9055100033000**
0.1339		3.40	6.00	62.00	14.90	20.00	**9055100034000**
0.1378		3.50	6.00	62.00	14.75	20.00	**9055100035000**
0.1406	9/64	#28 3.57	6.00	62.00	14.65	20.00	**9055100035700**
0.1417		3.60	6.00	62.00	14.60	20.00	**9055100036000**
0.1457		3.70	6.00	62.00	14.45	20.00	**9055100037000**
0.1496		#25 3.80	6.00	66.00	18.30	24.00	**9055100038000**
0.1535		3.90	6.00	66.00	18.15	24.00	**9055100039000**
0.1563	5/32	3.97	6.00	66.00	18.05	24.00	**9055100039700**
0.1575		4.00	6.00	66.00	18.00	24.00	**9055100040000**
0.1591		#21 4.04	6.00	66.00	17.94	24.00	**9055100040400**
0.1614		4.10	6.00	66.00	17.85	24.00	**9055100041000**
0.1654		4.20	6.00	66.00	17.70	24.00	**9055100042000**
0.1693		4.30	6.00	66.00	17.55	24.00	**9055100043000**
0.1720	11/64	4.37	6.00	66.00	17.45	24.00	**9055100043700**
0.1732		4.40	6.00	66.00	17.40	24.00	**9055100044000**
0.1772		#16 4.50	6.00	66.00	17.25	24.00	**9055100045000**
0.1811		4.60	6.00	66.00	17.10	24.00	**9055100046000**
0.1831		4.65	6.00	66.00	17.03	24.00	**9055100046500**
0.1850		#13 4.70	6.00	66.00	16.95	24.00	**9055100047000**
0.1874	3/16	4.76	6.00	66.00	20.86	28.00	**9055100047600**
0.1890		#12 4.80	6.00	66.00	20.80	28.00	**9055100048000**
0.1929		4.90	6.00	66.00	20.65	28.00	**9055100049000**
0.1969		5.00	6.00	66.00	20.50	28.00	**9055100050000**
0.2008		5.10	6.00	66.00	20.35	28.00	**9055100051000**
0.2012		#7 5.11	6.00	66.00	20.34	28.00	**9055100051100**
0.2031	13/64	5.16	6.00	66.00	20.26	28.00	**9055100051600**
0.2047		5.20	6.00	66.00	20.20	28.00	**9055100052000**
0.2067		5.25	6.00	66.00	20.13	28.00	**9055100052500**
0.2087		5.30	6.00	66.00	20.05	28.00	**9055100053000**
0.2126		5.40	6.00	66.00	19.90	28.00	**9055100054000**
0.2130		#3 5.41	6.00	66.00	19.89	28.00	**9055100054100**
0.2165		5.50	6.00	66.00	19.75	28.00	**9055100055000**
0.2185		5.55	6.00	66.00	19.68	28.00	**9055100055500**
0.2189	7/32	5.56	6.00	66.00	19.66	28.00	**9055100055600**
0.2205		5.60	6.00	66.00	19.60	28.00	**9055100056000**
0.2244		5.70	6.00	66.00	19.45	28.00	**9055100057000**
0.2283		5.80	6.00	66.00	19.30	28.00	**9055100058000**

Diameter (d1) inch	wire/ltr	mm	d2 mm	l1 mm	t_{max} mm	l2 mm	EDP #
0.2323		5.90	6.00	66.00	19.15	28.00	**9055100059000**
0.2343	15/64	5.95	6.00	66.00	19.08	28.00	**9055100059500**
0.2362		6.00	6.00	66.00	19.00	28.00	**9055100060000**
0.2402		6.10	8.00	79.00	24.85	34.00	**9055100061000**
0.2441		6.20	8.00	79.00	24.70	34.00	**9055100062000**
0.2480		6.30	8.00	79.00	24.55	34.00	**9055100063000**
0.2500	1/4	E 6.35	8.00	79.00	24.48	34.00	**9055100063500**
0.2520		6.40	8.00	79.00	24.40	34.00	**9055100064000**
0.2559		6.50	8.00	79.00	24.25	34.00	**9055100065000**
0.2571		F 6.53	8.00	79.00	24.21	34.00	**9055100065300**
0.2598		6.60	8.00	79.00	24.10	34.00	**9055100066000**
0.2638		6.70	8.00	79.00	23.95	34.00	**9055100067000**
0.2657	17/64	H 6.75	8.00	79.00	23.88	34.00	**9055100067500**
0.2677		6.80	8.00	79.00	23.80	34.00	**9055100068000**
0.2717		I 6.90	8.00	79.00	23.65	34.00	**9055100069000**
0.2756		7.00	8.00	79.00	23.50	34.00	**9055100070000**
0.2795		7.10	8.00	79.00	30.35	41.00	**9055100071000**
0.2811	9/32	K 7.14	8.00	79.00	30.29	41.00	**9055100071400**
0.2835		7.20	8.00	79.00	30.20	41.00	**9055100072000**
0.2874		7.30	8.00	79.00	30.05	41.00	**9055100073000**
0.2913		7.40	8.00	79.00	29.90	41.00	**9055100074000**
0.2953		7.50	8.00	79.00	29.75	41.00	**9055100075000**
0.2969	19/64	7.54	8.00	79.00	29.69	41.00	**9055100075400**
0.2992		7.60	8.00	79.00	29.60	41.00	**9055100076000**
0.3031		7.70	8.00	79.00	29.45	41.00	**9055100077000**
0.3071		7.80	8.00	79.00	29.30	41.00	**9055100078000**
0.3110		7.90	8.00	79.00	29.15	41.00	**9055100079000**
0.3125	5/16	7.94	8.00	79.00	29.09	41.00	**9055100079400**
0.3150		8.00	8.00	79.00	29.00	41.00	**9055100080000**
0.3189		8.10	10.00	89.00	34.85	47.00	**9055100081000**
0.3228		P 8.20	10.00	89.00	34.70	47.00	**9055100082000**
0.3268		8.30	10.00	89.00	34.55	47.00	**9055100083000**
0.3280	21/64	8.33	10.00	89.00	34.51	47.00	**9055100083300**
0.3307		8.40	10.00	89.00	34.40	47.00	**9055100084000**
0.3346		8.50	10.00	89.00	34.25	47.00	**9055100085000**
0.3386		8.60	10.00	89.00	34.10	47.00	**9055100086000**
0.3425		8.70	10.00	89.00	33.95	47.00	**9055100087000**
0.3437	11/32	8.73	10.00	89.00	33.91	47.00	**9055100087300**
0.3465		8.80	10.00	89.00	33.80	47.00	**9055100088000**
0.3504		8.90	10.00	89.00	33.65	47.00	**9055100089000**
0.3543		9.00	10.00	89.00	33.50	47.00	**9055100090000**
0.3583		9.10	10.00	89.00	33.35	47.00	**9055100091000**
0.3594	23/64	9.13	10.00	89.00	33.31	47.00	**9055100091300**

3xD Ratio drills

Series no. **5510**

Diameter (d1) inch	wire/ltr	mm	d2 mm	l1 mm	t_{max} mm	l2 mm	EDP #
0.3622		9.20	10.00	89.00	33.20	47.00	**9055100092000**
0.3642		9.25	10.00	89.00	33.13	47.00	**9055100092500**
0.3661		9.30	10.00	89.00	33.05	47.00	**9055100093000**
0.3677	U	9.34	10.00	89.00	32.99	47.00	**9055100093400**
0.3701		9.40	10.00	89.00	32.90	47.00	**9055100094000**
0.3740		9.50	10.00	89.00	32.75	47.00	**9055100095000**
0.3750	3/8	9.52	10.00	89.00	32.72	47.00	**9055100095200**
0.3780		9.60	10.00	89.00	32.60	47.00	**9055100096000**
0.3819		9.70	10.00	89.00	32.45	47.00	**9055100097000**
0.3858	W	9.80	10.00	89.00	32.30	47.00	**9055100098000**
0.3898		9.90	10.00	89.00	32.15	47.00	**9055100099000**
0.3906	25/64	9.92	10.00	89.00	32.12	47.00	**9055100099200**
0.3937		10.00	10.00	89.00	32.00	47.00	**9055100100000**
0.3976		10.10	12.00	102.00	39.85	55.00	**9055100101000**
0.4016		10.20	12.00	102.00	39.70	55.00	**9055100102000**
0.4055		10.30	12.00	102.00	39.55	55.00	**9055100103000**
0.4063	13/32	10.32	12.00	102.00	39.52	55.00	**9055100103200**
0.4094		10.40	12.00	102.00	39.40	55.00	**9055100104000**
0.4134		10.50	12.00	102.00	39.25	55.00	**9055100105000**
0.4173		10.60	12.00	102.00	39.10	55.00	**9055100106000**
0.4213		10.70	12.00	102.00	38.95	55.00	**9055100107000**
0.4220	27/64	10.72	12.00	102.00	38.92	55.00	**9055100107200**
0.4252		10.80	12.00	102.00	38.80	55.00	**9055100108000**
0.4291		10.90	12.00	102.00	38.65	55.00	**9055100109000**
0.4331		11.00	12.00	102.00	38.50	55.00	**9055100110000**
0.4370		11.10	12.00	102.00	38.35	55.00	**9055100111000**
0.4374	7/16	11.11	12.00	102.00	38.34	55.00	**9055100111100**
0.4409		11.20	12.00	102.00	38.20	55.00	**9055100112000**
0.4449		11.30	12.00	102.00	38.05	55.00	**9055100113000**
0.4488		11.40	12.00	102.00	37.90	55.00	**9055100114000**
0.4528		11.50	12.00	102.00	37.75	55.00	**9055100115000**
0.4531	29/64	11.51	12.00	102.00	37.74	55.00	**9055100115100**
0.4567		11.60	12.00	102.00	37.60	55.00	**9055100116000**
0.4606		11.70	12.00	102.00	37.45	55.00	**9055100117000**
0.4646		11.80	12.00	102.00	37.30	55.00	**9055100118000**
0.4685		11.90	12.00	102.00	37.15	55.00	**9055100119000**
0.4689	15/32	11.91	12.00	102.00	37.14	55.00	**9055100119100**
0.4724		12.00	12.00	102.00	37.00	55.00	**9055100120000**
0.4764		12.10	14.00	107.00	41.85	60.00	**9055100121000**
0.4803		12.20	14.00	107.00	41.70	60.00	**9055100122000**
0.4843	31/64	12.30	14.00	107.00	41.55	60.00	**9055100123000**
0.4882		12.40	14.00	107.00	41.40	60.00	**9055100124000**
0.4921		12.50	14.00	107.00	41.25	60.00	**9055100125000**
0.4961		12.60	14.00	107.00	41.10	60.00	**9055100126000**
0.5000	1/2	12.70	14.00	107.00	40.95	60.00	**9055100127000**
0.5039		12.80	14.00	107.00	40.80	60.00	**9055100128000**
0.5079		12.90	14.00	107.00	40.65	60.00	**9055100129000**
0.5118		13.00	14.00	107.00	40.50	60.00	**9055100130000**
0.5157	33/64	13.10	14.00	107.00	40.35	60.00	**9055100131000**
0.5197		13.20	14.00	107.00	40.20	60.00	**9055100132000**
0.5236		13.30	14.00	107.00	40.05	60.00	**9055100133000**
0.5276		13.40	14.00	107.00	39.90	60.00	**9055100134000**
0.5311	17/32	13.49	14.00	107.00	39.77	60.00	**9055100134900**
0.5315		13.50	14.00	107.00	39.75	60.00	**9055100135000**

Diameter (d1) inch	wire/ltr	mm	d2 mm	l1 mm	t_{max} mm	l2 mm	EDP #
0.5354		13.60	14.00	107.00	39.60	60.00	**9055100136000**
0.5394		13.70	14.00	107.00	39.45	60.00	**9055100137000**
0.5433		13.80	14.00	107.00	39.30	60.00	**9055100138000**
0.5469	35/64	13.89	14.00	107.00	39.17	60.00	**9055100138900**
0.5472		13.90	14.00	107.00	39.15	60.00	**9055100139000**
0.5512		14.00	14.00	107.00	39.00	60.00	**9055100140000**
0.5551		14.10	16.00	115.00	43.85	65.00	**9055100141000**
0.5591		14.20	16.00	115.00	43.70	65.00	**9055100142000**
0.5626	9/16	14.29	16.00	115.00	43.57	65.00	**9055100142900**
0.5630		14.30	16.00	115.00	43.55	65.00	**9055100143000**
0.5669		14.40	16.00	115.00	43.40	65.00	**9055100144000**
0.5709		14.50	16.00	115.00	43.25	65.00	**9055100145000**
0.5748		14.60	16.00	115.00	43.10	65.00	**9055100146000**
0.5780	37/64	14.68	16.00	115.00	42.98	65.00	**9055100146800**
0.5787		14.70	16.00	115.00	42.95	65.00	**9055100147000**
0.5827		14.80	16.00	115.00	42.80	65.00	**9055100148000**
0.5866		14.90	16.00	115.00	42.65	65.00	**9055100149000**
0.5906		15.00	16.00	115.00	42.50	65.00	**9055100150000**
0.5937	19/32	15.08	16.00	115.00	42.38	65.00	**9055100150800**
0.5945		15.10	16.00	115.00	42.35	65.00	**9055100151000**
0.5984		15.20	16.00	115.00	42.20	65.00	**9055100152000**
0.6024		15.30	16.00	115.00	42.05	65.00	**9055100153000**
0.6063		15.40	16.00	115.00	41.90	65.00	**9055100154000**
0.6094	39/64	15.48	16.00	115.00	41.78	65.00	**9055100154800**
0.6102		15.50	16.00	115.00	41.75	65.00	**9055100155000**
0.6142		15.60	16.00	115.00	41.60	65.00	**9055100156000**
0.6181		15.70	16.00	115.00	41.45	65.00	**9055100157000**
0.6220		15.80	16.00	115.00	41.30	65.00	**9055100158000**
0.6250	5/8	15.87	16.00	115.00	41.20	65.00	**9055100158700**
0.6260		15.90	16.00	115.00	41.15	65.00	**9055100159000**
0.6299		16.00	16.00	115.00	41.00	65.00	**9055100160000**
0.6378		16.20	18.00	123.00	48.70	73.00	**9055100162000**
0.6406	41/64	16.27	18.00	123.00	48.60	73.00	**9055100162700**
0.6496		16.50	18.00	123.00	48.25	73.00	**9055100165000**
0.6563	21/32	16.67	18.00	123.00	48.00	73.00	**9055100166700**
0.6654		16.90	18.00	123.00	47.65	73.00	**9055100169000**
0.6693		17.00	18.00	123.00	47.50	73.00	**9055100170000**
0.6720	43/64	17.07	18.00	123.00	47.40	73.00	**9055100170700**
0.6874	11/16	17.46	18.00	123.00	46.81	73.00	**9055100174600**
0.6890		17.50	18.00	123.00	46.75	73.00	**9055100175000**
0.6929		17.60	18.00	123.00	46.60	73.00	**9055100176000**
0.6969		17.70	18.00	123.00	46.45	73.00	**9055100177000**
0.7031	45/64	17.86	18.00	123.00	46.21	73.00	**9055100178600**
0.7087		18.00	18.00	123.00	46.00	73.00	**9055100180000**
0.7189	23/32	18.26	20.00	131.00	51.61	79.00	**9055100182600**
0.7283		18.50	20.00	131.00	51.25	79.00	**9055100185000**
0.7441		18.90	20.00	131.00	50.65	79.00	**9055100189000**
0.7480		19.00	20.00	131.00	50.50	79.00	**9055100190000**
0.7500	3/4	19.05	20.00	131.00	50.43	79.00	**9055100190500**
0.7579		19.25	20.00	131.00	50.13	79.00	**9055100192500**
0.7657	49/64	19.45	20.00	131.00	49.83	79.00	**9055100194460**
0.7677		19.50	20.00	131.00	49.75	79.00	**9055100195000**
0.7811	25/32	19.84	20.00	131.00	49.24	79.00	**9055100198400**
0.7874		20.00	20.00	131.00	49.00	79.00	**9055100200000**

3xD Ratio drills

Series no. **5610**

Tool material **Solid Carbide**

Surface **F**

3xD	RT 100 U	140°	m7		HE	R
Cutting depth	Type	Point angle	Tolerance on Ø	Internal coolant	Shank form	Cutting direction

P	Steel	●
M	Stainless steel	○
K	Cast iron	●
N	Aluminum	○
S	Titanium alloys	○
H	Hardened steel	○

●=Optimal
○=Limited

web thinning ≥ Ø 3.000 • facet point grinding • main cutting edge form straight • optimized cutting geometry

structural and case hardened steels • free-cutting steels, heat treatable steels • steels (alloyed/unalloyed) up to 1200 N/mm² • cast materials • bronze, brass • high-alloyed AlSi-alloys

$t_{max} = l_2-(1.5 \times d_1)$

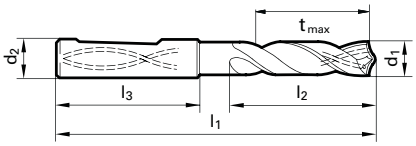

For L3 dimensions per DIN 6537, please see page 468
Speeds and feeds information on pg. 578

Diameter (d1) inch	wire/ltr	mm	d2 mm	l1 mm	t_{max} mm	l2 mm	EDP #
0.1181		3.00	6.00	62.00	15.50	20.00	**9056100030000**
0.1220		3.10	6.00	62.00	15.35	20.00	**9056100031000**
0.1248	1/8	3.17	6.00	62.00	15.25	20.00	**9056100031700**
0.1260		3.20	6.00	62.00	15.20	20.00	**9056100032000**
0.1280		3.25	6.00	62.00	15.13	20.00	**9056100032500**
0.1299		3.30	6.00	62.00	15.05	20.00	**9056100033000**
0.1339		3.40	6.00	62.00	14.90	20.00	**9056100034000**
0.1378		3.50	6.00	62.00	14.75	20.00	**9056100035000**
0.1406	9/64	#28 3.57	6.00	62.00	14.65	20.00	**9056100035700**
0.1417		3.60	6.00	62.00	14.60	20.00	**9056100036000**
0.1457		3.70	6.00	62.00	14.45	20.00	**9056100037000**
0.1496		#25 3.80	6.00	66.00	18.30	24.00	**9056100038000**
0.1535		3.90	6.00	66.00	18.15	24.00	**9056100039000**
0.1563	5/32	3.97	6.00	66.00	18.05	24.00	**9056100039700**
0.1575		4.00	6.00	66.00	18.00	24.00	**9056100040000**
0.1614		4.10	6.00	66.00	17.85	24.00	**9056100041000**
0.1654		4.20	6.00	66.00	17.70	24.00	**9056100042000**
0.1693		#18 4.30	6.00	66.00	17.55	24.00	**9056100043000**
0.1720	11/64	4.37	6.00	66.00	17.45	24.00	**9056100043700**
0.1732		4.40	6.00	66.00	17.40	24.00	**9056100044000**
0.1772		#16 4.50	6.00	66.00	17.25	24.00	**9056100045000**
0.1811		4.60	6.00	66.00	17.10	24.00	**9056100046000**
0.1831		4.65	6.00	66.00	17.03	24.00	**9056100046500**
0.1850		4.70	6.00	66.00	16.95	24.00	**9056100047000**
0.1874	3/16	4.76	6.00	66.00	20.86	28.00	**9056100047600**
0.1890		#12 4.80	6.00	66.00	20.80	28.00	**9056100048000**
0.1929		4.90	6.00	66.00	20.65	28.00	**9056100049000**
0.1969		5.00	6.00	66.00	20.50	28.00	**9056100050000**
0.2008		5.10	6.00	66.00	20.35	28.00	**9056100051000**
0.2031	13/64	5.16	6.00	66.00	20.26	28.00	**9056100051600**
0.2047		5.20	6.00	66.00	20.20	28.00	**9056100052000**
0.2087		5.30	6.00	66.00	20.05	28.00	**9056100053000**
0.2126		5.40	6.00	66.00	19.90	28.00	**9056100054000**
0.2165		5.50	6.00	66.00	19.75	28.00	**9056100055000**
0.2185		5.55	6.00	66.00	19.68	28.00	**9056100055500**
0.2189	7/32	5.56	6.00	66.00	19.66	28.00	**9056100055600**
0.2205		5.60	6.00	66.00	19.60	28.00	**9056100056000**
0.2244		5.70	6.00	66.00	19.45	28.00	**9056100057000**
0.2264		5.75	6.00	66.00	19.38	28.00	**9056100057500**
0.2283		5.80	6.00	66.00	19.30	28.00	**9056100058000**
0.2323		5.90	6.00	66.00	19.15	28.00	**9056100059000**
0.2343	15/64	5.95	6.00	66.00	19.08	28.00	**9056100059500**

Diameter (d1) inch	wire/ltr	mm	d2 mm	l1 mm	t_{max} mm	l2 mm	EDP #
0.2362		6.00	6.00	66.00	19.00	28.00	**9056100060000**
0.2402		6.10	8.00	79.00	24.85	34.00	**9056100061000**
0.2441		6.20	8.00	79.00	24.70	34.00	**9056100062000**
0.2480		6.30	8.00	79.00	24.55	34.00	**9056100063000**
0.2500	1/4	E 6.35	8.00	79.00	24.48	34.00	**9056100063500**
0.2520		6.40	8.00	79.00	24.40	34.00	**9056100064000**
0.2559		6.50	8.00	79.00	24.25	34.00	**9056100065000**
0.2598		6.60	8.00	79.00	24.10	34.00	**9056100066000**
0.2638		6.70	8.00	79.00	23.95	34.00	**9056100067000**
0.2657	17/64	H 6.75	8.00	79.00	23.88	34.00	**9056100067500**
0.2677		6.80	8.00	79.00	23.80	34.00	**9056100068000**
0.2717		I 6.90	8.00	79.00	23.65	34.00	**9056100069000**
0.2756		7.00	8.00	79.00	23.50	34.00	**9056100070000**
0.2795		7.10	8.00	79.00	30.35	41.00	**9056100071000**
0.2811	9/32	K 7.14	8.00	79.00	30.29	41.00	**9056100071400**
0.2835		7.20	8.00	79.00	30.20	41.00	**9056100072000**
0.2874		7.30	8.00	79.00	30.05	41.00	**9056100073000**
0.2913		7.40	8.00	79.00	29.90	41.00	**9056100074000**
0.2953		7.50	8.00	79.00	29.75	41.00	**9056100075000**
0.2969	19/64	7.54	8.00	79.00	29.69	41.00	**9056100075400**
0.2992		7.60	8.00	79.00	29.60	41.00	**9056100076000**
0.3031		7.70	8.00	79.00	29.45	41.00	**9056100077000**
0.3071		7.80	8.00	79.00	29.30	41.00	**9056100078000**
0.3110		7.90	8.00	79.00	29.15	41.00	**9056100079000**
0.3126	5/16	7.94	8.00	79.00	29.09	41.00	**9056100079400**
0.3150		8.00	8.00	79.00	29.00	41.00	**9056100080000**
0.3189		8.10	10.00	89.00	34.85	47.00	**9056100081000**
0.3228		P 8.20	10.00	89.00	34.70	47.00	**9056100082000**
0.3268		8.30	10.00	89.00	34.55	47.00	**9056100083000**
0.3280	21/64	8.33	10.00	89.00	34.51	47.00	**9056100083300**
0.3307		8.40	10.00	89.00	34.40	47.00	**9056100084000**
0.3346		8.50	10.00	89.00	34.25	47.00	**9056100085000**
0.3386		8.60	10.00	89.00	34.10	47.00	**9056100086000**
0.3425		8.70	10.00	89.00	33.95	47.00	**9056100087000**
0.3437	11/32	8.73	10.00	89.00	33.91	47.00	**9056100087300**
0.3465		8.80	10.00	89.00	33.80	47.00	**9056100088000**
0.3504		8.90	10.00	89.00	33.65	47.00	**9056100089000**
0.3543		9.00	10.00	89.00	33.50	47.00	**9056100090000**
0.3583		9.10	10.00	89.00	33.35	47.00	**9056100091000**
0.3594	23/64	9.13	10.00	89.00	33.31	47.00	**9056100091300**
0.3622		9.20	10.00	89.00	33.20	47.00	**9056100092000**
0.3642		9.25	10.00	89.00	33.13	47.00	**9056100092500**

3xD Ratio drills

Series no. **5610**

Diameter (d1) inch	wire/ltr	mm	d2 mm	l1 mm	t_{max} mm	l2 mm	EDP #
0.3661		9.30	10.00	89.00	33.05	47.00	**9056100093000**
0.3701		9.40	10.00	89.00	32.90	47.00	**9056100094000**
0.3740		9.50	10.00	89.00	32.75	47.00	**9056100095000**
0.3748	3/8	9.52	10.00	89.00	32.72	47.00	**9056100095200**
0.3780		9.60	10.00	89.00	32.60	47.00	**9056100096000**
0.3819		9.70	10.00	89.00	32.45	47.00	**9056100097000**
0.3858	W	9.80	10.00	89.00	32.30	47.00	**9056100098000**
0.3898		9.90	10.00	89.00	32.15	47.00	**9056100099000**
0.3906	25/64	9.92	10.00	89.00	32.12	47.00	**9056100099200**
0.3937		10.00	10.00	89.00	32.00	47.00	**9056100100000**
0.3976		10.10	12.00	102.00	39.85	55.00	**9056100101000**
0.4016		10.20	12.00	102.00	39.70	55.00	**9056100102000**
0.4055		10.30	12.00	102.00	39.55	55.00	**9056100103000**
0.4063	13/32	10.32	12.00	102.00	39.52	55.00	**9056100103200**
0.4094		10.40	12.00	102.00	39.40	55.00	**9056100104000**
0.4134		10.50	12.00	102.00	39.25	55.00	**9056100105000**
0.4173		10.60	12.00	102.00	39.10	55.00	**9056100106000**
0.4213		10.70	12.00	102.00	38.95	55.00	**9056100107000**
0.4252		10.80	12.00	102.00	38.80	55.00	**9056100108000**
0.4291		10.90	12.00	102.00	38.65	55.00	**9056100109000**
0.4331		11.00	12.00	102.00	38.50	55.00	**9056100110000**
0.4370		11.10	12.00	102.00	38.35	55.00	**9056100111000**
0.4374	7/16	11.11	12.00	102.00	38.34	55.00	**9056100111100**
0.4409		11.20	12.00	102.00	38.20	55.00	**9056100112000**
0.4449		11.30	12.00	102.00	38.05	55.00	**9056100113000**
0.4488		11.40	12.00	102.00	37.90	55.00	**9056100114000**
0.4528		11.50	12.00	102.00	37.75	55.00	**9056100115000**
0.4567		11.60	12.00	102.00	37.60	55.00	**9056100116000**
0.4606		11.70	12.00	102.00	37.45	55.00	**9056100117000**
0.4646		11.80	12.00	102.00	37.30	55.00	**9056100118000**

Diameter (d1) inch	wire/ltr	mm	d2 mm	l1 mm	t_{max} mm	l2 mm	EDP #
0.4685		11.90	12.00	102.00	37.15	55.00	**9056100119000**
0.4689	15/32	11.91	12.00	102.00	37.14	55.00	**9056100119100**
0.4724		12.00	12.00	102.00	37.00	55.00	**9056100120000**
0.4764		12.10	14.00	107.00	41.85	60.00	**9056100121000**
0.4803		12.20	14.00	107.00	41.70	60.00	**9056100122000**
0.4921		12.50	14.00	107.00	41.25	60.00	**9056100125000**
0.5000	1/2	12.70	14.00	107.00	40.95	60.00	**9056100127000**
0.5118		13.00	14.00	107.00	40.50	60.00	**9056100130000**
0.5315		13.50	14.00	107.00	39.75	60.00	**9056100135000**
0.5394		13.70	14.00	107.00	39.45	60.00	**9056100137000**
0.5512		14.00	14.00	107.00	39.00	60.00	**9056100140000**
0.5551		14.10	16.00	115.00	43.85	65.00	**9056100141000**
0.5591		14.20	16.00	115.00	43.70	65.00	**9056100142000**
0.5626	9/16	14.29	16.00	115.00	43.57	65.00	**9056100142900**
0.5709		14.50	16.00	115.00	43.25	65.00	**9056100145000**
0.5787		14.70	16.00	115.00	42.95	65.00	**9056100147000**
0.5906		15.00	16.00	115.00	42.50	65.00	**9056100150000**
0.5984		15.20	16.00	115.00	42.20	65.00	**9056100152000**
0.6102		15.50	16.00	115.00	41.75	65.00	**9056100155000**
0.6181		15.70	16.00	115.00	41.45	65.00	**9056100157000**
0.6299		16.00	16.00	115.00	41.00	65.00	**9056100160000**
0.6496		16.50	18.00	123.00	48.25	73.00	**9056100165000**
0.6693		17.00	18.00	123.00	47.50	73.00	**9056100170000**
0.6890		17.50	18.00	123.00	46.75	73.00	**9056100175000**
0.7087		18.00	18.00	123.00	46.00	73.00	**9056100180000**
0.7283		18.50	20.00	131.00	51.25	79.00	**9056100185000**
0.7480		19.00	20.00	131.00	50.50	79.00	**9056100190000**
0.7677		19.50	20.00	131.00	49.75	79.00	**9056100195000**
0.7874		20.00	20.00	131.00	49.00	79.00	**9056100200000**

3xD Ratio drills

Series no. **8510**

Tool material **Solid Carbide**

Surface **a**

3xD	RT 100 VA	140°	m7		HA	R
Cutting depth	Type	Point angle	Tolerance on Ø	Internal coolant	Shank form	Cutting direction

P	Steel	
M	Stainless steel	★
K	Cast iron	
N	Aluminum	
S	Titanium alloys	●
H	Hardened steel	

★ = 1st choice
● = Optimal
○ = Limited

web thinning ≥ Ø 3.000 • facet point grinding • main cutting edge form straight • optimized cutting geometry

stainless/acid-/heat-resistant steels • Titanium and Titanium alloys • Inconel, Hastelloy, Monel

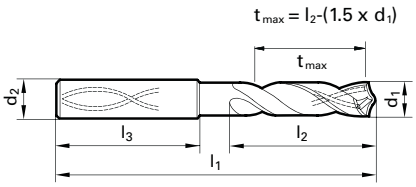

For L3 dimensions per DIN 6537, please see page 468
Speeds and feeds information on pg. 591

Diameter (d1) inch	wire/ltr	mm	d2 mm	l1 mm	t_{max} mm	l2 mm	EDP #
0.1181		3.00	6.00	62.00	15.50	20.00	**9085100030000**
0.1220		3.10	6.00	62.00	15.35	20.00	**9085100031000**
0.1248	1/8	3.17	6.00	62.00	15.25	20.00	**9085100031700**
0.1260		3.20	6.00	62.00	15.20	20.00	**9085100032000**
0.1280		3.25	6.00	62.00	15.13	20.00	**9085100032500**
0.1299		3.30	6.00	62.00	15.05	20.00	**9085100033000**
0.1339		3.40	6.00	62.00	14.90	20.00	**9085100034000**
0.1378		3.50	6.00	62.00	14.75	20.00	**9085100035000**
0.1406	9/64 #28	3.57	6.00	62.00	14.65	20.00	**9085100035700**
0.1417		3.60	6.00	62.00	14.60	20.00	**9085100036000**
0.1457		3.70	6.00	62.00	14.45	20.00	**9085100037000**
0.1496	#25	3.80	6.00	66.00	18.30	24.00	**9085100038000**
0.1535		3.90	6.00	66.00	18.15	24.00	**9085100039000**
0.1563	5/32	3.97	6.00	66.00	18.05	24.00	**9085100039700**
0.1575		4.00	6.00	66.00	18.00	24.00	**9085100040000**
0.1614		4.10	6.00	66.00	17.85	24.00	**9085100041000**
0.1654		4.20	6.00	66.00	17.70	24.00	**9085100042000**
0.1693		4.30	6.00	66.00	17.55	24.00	**9085100043000**
0.1720	11/64	4.37	6.00	66.00	17.45	24.00	**9085100043700**
0.1732		4.40	6.00	66.00	17.40	24.00	**9085100044000**
0.1772	#16	4.50	6.00	66.00	17.25	24.00	**9085100045000**
0.1811		4.60	6.00	66.00	17.10	24.00	**9085100046000**
0.1831		4.65	6.00	66.00	17.03	24.00	**9085100046500**
0.1850		4.70	6.00	66.00	16.95	24.00	**9085100047000**
0.1874	3/16	4.76	6.00	66.00	20.86	28.00	**9085100047600**
0.1890	#12	4.80	6.00	66.00	20.80	28.00	**9085100048000**
0.1929		4.90	6.00	66.00	20.65	28.00	**9085100049000**
0.1969		5.00	6.00	66.00	20.50	28.00	**9085100050000**
0.2008		5.10	6.00	66.00	20.35	28.00	**9085100051000**
0.2031	13/64	5.16	6.00	66.00	20.26	28.00	**9085100051600**
0.2047		5.20	6.00	66.00	20.20	28.00	**9085100052000**
0.2087		5.30	6.00	66.00	20.05	28.00	**9085100053000**
0.2126		5.40	6.00	66.00	19.90	28.00	**9085100054000**
0.2165		5.50	6.00	66.00	19.75	28.00	**9085100055000**
0.2185		5.55	6.00	66.00	19.68	28.00	**9085100055500**
0.2189	7/32	5.56	6.00	66.00	19.66	28.00	**9085100055600**
0.2205		5.60	6.00	66.00	19.60	28.00	**9085100056000**
0.2244		5.70	6.00	66.00	19.45	28.00	**9085100057000**
0.2283		5.80	6.00	66.00	19.30	28.00	**9085100058000**
0.2323		5.90	6.00	66.00	19.15	28.00	**9085100059000**
0.2343	15/64	5.95	6.00	66.00	19.08	28.00	**9085100059500**
0.2362		6.00	6.00	66.00	19.00	28.00	**9085100060000**

Diameter (d1) inch	wire/ltr	mm	d2 mm	l1 mm	t_{max} mm	l2 mm	EDP #
0.2402		6.10	8.00	79.00	24.85	34.00	**9085100061000**
0.2441		6.20	8.00	79.00	24.70	34.00	**9085100062000**
0.2480		6.30	8.00	79.00	24.55	34.00	**9085100063000**
0.2500	1/4 E	6.35	8.00	79.00	24.48	34.00	**9085100063500**
0.2520		6.40	8.00	79.00	24.40	34.00	**9085100064000**
0.2559		6.50	8.00	79.00	24.25	34.00	**9085100065000**
0.2598		6.60	8.00	79.00	24.10	34.00	**9085100066000**
0.2638		6.70	8.00	79.00	23.95	34.00	**9085100067000**
0.2657	17/64 H	6.75	8.00	79.00	23.88	34.00	**9085100067500**
0.2677		6.80	8.00	79.00	23.80	34.00	**9085100068000**
0.2717	I	6.90	8.00	79.00	23.65	34.00	**9085100069000**
0.2756		7.00	8.00	79.00	23.50	34.00	**9085100070000**
0.2795		7.10	8.00	79.00	30.35	41.00	**9085100071000**
0.2811	9/32 K	7.14	8.00	79.00	30.29	41.00	**9085100071400**
0.2835		7.20	8.00	79.00	30.20	41.00	**9085100072000**
0.2874		7.30	8.00	79.00	30.05	41.00	**9085100073000**
0.2913		7.40	8.00	79.00	29.90	41.00	**9085100074000**
0.2953		7.50	8.00	79.00	29.75	41.00	**9085100075000**
0.2969	19/64	7.54	8.00	79.00	29.69	41.00	**9085100075400**
0.2992		7.60	8.00	79.00	29.60	41.00	**9085100076000**
0.3031		7.70	8.00	79.00	29.45	41.00	**9085100077000**
0.3071		7.80	8.00	79.00	29.30	41.00	**9085100078000**
0.3110		7.90	8.00	79.00	29.15	41.00	**9085100079000**
0.3126	5/16	7.94	8.00	79.00	29.09	41.00	**9085100079400**
0.3150		8.00	8.00	79.00	29.00	41.00	**9085100080000**
0.3189		8.10	10.00	89.00	34.85	47.00	**9085100081000**
0.3228	P	8.20	10.00	89.00	34.70	47.00	**9085100082000**
0.3268		8.30	10.00	89.00	34.55	47.00	**9085100083000**
0.3280	21/64	8.33	10.00	89.00	34.51	47.00	**9085100083300**
0.3307		8.40	10.00	89.00	34.40	47.00	**9085100084000**
0.3346		8.50	10.00	89.00	34.25	47.00	**9085100085000**
0.3386		8.60	10.00	89.00	34.10	47.00	**9085100086000**
0.3425		8.70	10.00	89.00	33.95	47.00	**9085100087000**
0.3437	11/32	8.73	10.00	89.00	33.91	47.00	**9085100087300**
0.3465		8.80	10.00	89.00	33.80	47.00	**9085100088000**
0.3504		8.90	10.00	89.00	33.65	47.00	**9085100089000**
0.3543		9.00	10.00	89.00	33.50	47.00	**9085100090000**
0.3583		9.10	10.00	89.00	33.35	47.00	**9085100091000**
0.3594	23/64	9.13	10.00	89.00	33.31	47.00	**9085100091300**
0.3622		9.20	10.00	89.00	33.20	47.00	**9085100092000**
0.3642		9.25	10.00	89.00	33.13	47.00	**9085100092500**
0.3661		9.30	10.00	89.00	33.05	47.00	**9085100093000**

3xD Ratio drills

Series no. **8510**

Diameter (d1) inch	wire/ltr	mm	d2 mm	l1 mm	t_{max} mm	l2 mm	EDP #
0.3701		9.40	10.00	89.00	32.90	47.00	**9085100094000**
0.3740		9.50	10.00	89.00	32.75	47.00	**9085100095000**
0.3748	3/8	9.52	10.00	89.00	32.72	47.00	**9085100095200**
0.3780		9.60	10.00	89.00	32.60	47.00	**9085100096000**
0.3819		9.70	10.00	89.00	32.45	47.00	**9085100097000**
0.3858	W	9.80	10.00	89.00	32.30	47.00	**9085100098000**
0.3898		9.90	10.00	89.00	32.15	47.00	**9085100099000**
0.3906	25/64	9.92	10.00	89.00	32.12	47.00	**9085100099200**
0.3937		10.00	10.00	89.00	32.00	47.00	**9085100100000**
0.3976		10.10	12.00	102.00	39.85	55.00	**9085100101000**
0.4016		10.20	12.00	102.00	39.70	55.00	**9085100102000**
0.4055		10.30	12.00	102.00	39.55	55.00	**9085100103000**
0.4063	13/32	10.32	12.00	102.00	39.52	55.00	**9085100103200**
0.4094		10.40	12.00	102.00	39.40	55.00	**9085100104000**
0.4134		10.50	12.00	102.00	39.25	55.00	**9085100105000**
0.4173		10.60	12.00	102.00	39.10	55.00	**9085100106000**
0.4213		10.70	12.00	102.00	38.95	55.00	**9085100107000**
0.4252		10.80	12.00	102.00	38.80	55.00	**9085100108000**
0.4291		10.90	12.00	102.00	38.65	55.00	**9085100109000**
0.4331		11.00	12.00	102.00	38.50	55.00	**9085100110000**
0.4370		11.10	12.00	102.00	38.35	55.00	**9085100111000**
0.4374	7/16	11.11	12.00	102.00	38.34	55.00	**9085100111100**
0.4409		11.20	12.00	102.00	38.20	55.00	**9085100112000**
0.4449		11.30	12.00	102.00	38.05	55.00	**9085100113000**
0.4488		11.40	12.00	102.00	37.90	55.00	**9085100114000**
0.4528		11.50	12.00	102.00	37.75	55.00	**9085100115000**
0.4567		11.60	12.00	102.00	37.60	55.00	**9085100116000**
0.4606		11.70	12.00	102.00	37.45	55.00	**9085100117000**
0.4646		11.80	12.00	102.00	37.30	55.00	**9085100118000**
0.4685		11.90	12.00	102.00	37.15	55.00	**9085100119000**
0.4689	15/32	11.91	12.00	102.00	37.14	55.00	**9085100119100**
0.4724		12.00	12.00	102.00	37.00	55.00	**9085100120000**
0.4803		12.20	14.00	107.00	41.70	60.00	**9085100122000**

Diameter (d1) inch	wire/ltr	mm	d2 mm	l1 mm	t_{max} mm	l2 mm	EDP #
0.4921		12.50	14.00	107.00	41.25	60.00	**9085100125000**
0.5000	1/2	12.70	14.00	107.00	40.95	60.00	**9085100127000**
0.5039		12.80	14.00	107.00	40.80	60.00	**9085100128000**
0.5118		13.00	14.00	107.00	40.50	60.00	**9085100130000**
0.5236		13.30	14.00	107.00	40.05	60.00	**9085100133000**
0.5315		13.50	14.00	107.00	39.75	60.00	**9085100135000**
0.5394		13.70	14.00	107.00	39.45	60.00	**9085100137000**
0.5512		14.00	14.00	107.00	39.00	60.00	**9085100140000**
0.5591		14.20	16.00	115.00	43.70	65.00	**9085100142000**
0.5626	9/16	14.29	16.00	115.00	43.57	65.00	**9085100142900**
0.5630		14.30	16.00	115.00	43.55	65.00	**9085100143000**
0.5709		14.50	16.00	115.00	43.25	65.00	**9085100145000**
0.5787		14.70	16.00	115.00	42.95	65.00	**9085100147000**
0.5906		15.00	16.00	115.00	42.50	65.00	**9085100150000**
0.5984		15.20	16.00	115.00	42.20	65.00	**9085100152000**
0.6024		15.30	16.00	115.00	42.05	65.00	**9085100153000**
0.6102		15.50	16.00	115.00	41.75	65.00	**9085100155000**
0.6181		15.70	16.00	115.00	41.45	65.00	**9085100157000**
0.6299		16.00	16.00	115.00	41.00	65.00	**9085100160000**
0.6417		16.30	18.00	123.00	48.55	73.00	**9085100163000**
0.6496		16.50	18.00	123.00	48.25	73.00	**9085100165000**
0.6654		16.90	18.00	123.00	47.65	73.00	**9085100169000**
0.6693		17.00	18.00	123.00	47.50	73.00	**9085100170000**
0.6811		17.30	18.00	123.00	47.05	73.00	**9085100173000**
0.6890		17.50	18.00	123.00	46.75	73.00	**9085100175000**
0.7087		18.00	18.00	123.00	46.00	73.00	**9085100180000**
0.7283		18.50	20.00	131.00	51.25	79.00	**9085100185000**
0.7441		18.90	20.00	131.00	50.65	79.00	**9085100189000**
0.7480		19.00	20.00	131.00	50.50	79.00	**9085100190000**
0.7500	3/4	19.05	20.00	131.00	50.43	79.00	**9085100190500**
0.7598		19.30	20.00	131.00	50.05	79.00	**9085100193000**
0.7677		19.50	20.00	131.00	49.75	79.00	**9085100195000**
0.7874		20.00	20.00	131.00	49.00	79.00	**9085100200000**

3xD Ratio drills

Series no. **8520**

Tool material **Solid Carbide**

Surface Y

3xD Cutting depth | RT 100 HF Type | 140° Point angle | m7 Tolerance on Ø | Internal coolant | HA Shank form | R Cutting direction

P	Steel	●
M	Stainless steel	
K	Cast iron	
N	Aluminum	
S	Titanium alloys	★
H	Hardened steel	○

★ = 1st choice
● = Optimal
○ = Limited

web thinning ≥ Ø 3.000 • relieved cone • main cutting edge is slightly concave • optimized cutting geometry • double margin

alloyed and high tensile steels up to 1600 N/mm² • Inconel, Hastelloy, Monel • Titanium and Titanium alloys

$t_{max} = l_2-(1.5 \times d_1)$

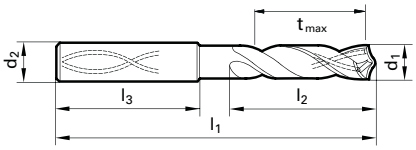

For L3 dimensions per DIN 6537, please see page 468
Speeds and feeds information on pg. 592

Diameter (d1) inch	wire/ltr	mm	d2 mm	l1 mm	t_{max} mm	l2 mm	EDP #
0.1181		3.00	6.00	62.00	15.50	20.00	9085200030000
0.1220		3.10	6.00	62.00	15.35	20.00	9085200031000
0.1248	1/8	3.17	6.00	62.00	15.25	20.00	9085200031700
0.1260		3.20	6.00	62.00	15.20	20.00	9085200032000
0.1280		3.25	6.00	62.00	15.13	20.00	9085200032500
0.1299		3.30	6.00	62.00	15.05	20.00	9085200033000
0.1339		3.40	6.00	62.00	14.90	20.00	9085200034000
0.1378		3.50	6.00	62.00	14.75	20.00	9085200035000
0.1406	9/64 #28	3.57	6.00	62.00	14.65	20.00	9085200035700
0.1417		3.60	6.00	62.00	14.60	20.00	9085200036000
0.1457		3.70	6.00	62.00	14.45	20.00	9085200037000
0.1496	#25	3.80	6.00	66.00	18.30	24.00	9085200038000
0.1535		3.90	6.00	66.00	18.15	24.00	9085200039000
0.1563	5/32	3.97	6.00	66.00	18.05	24.00	9085200039700
0.1575		4.00	6.00	66.00	18.00	24.00	9085200040000
0.1614		4.10	6.00	66.00	17.85	24.00	9085200041000
0.1654		4.20	6.00	66.00	17.70	24.00	9085200042000
0.1693	#18	4.30	6.00	66.00	17.55	24.00	9085200043000
0.1720	11/64	4.37	6.00	66.00	17.45	24.00	9085200043700
0.1732		4.40	6.00	66.00	17.40	24.00	9085200044000
0.1772	#16	4.50	6.00	66.00	17.25	24.00	9085200045000
0.1811		4.60	6.00	66.00	17.10	24.00	9085200046000
0.1831		4.65	6.00	66.00	17.03	24.00	9085200046500
0.1850	#13	4.70	6.00	66.00	16.95	24.00	9085200047000
0.1874	3/16	4.76	6.00	66.00	20.86	28.00	9085200047600
0.1890	#12	4.80	6.00	66.00	20.80	28.00	9085200048000
0.1929		4.90	6.00	66.00	20.65	28.00	9085200049000
0.1969		5.00	6.00	66.00	20.50	28.00	9085200050000
0.2008		5.10	6.00	66.00	20.35	28.00	9085200051000
0.2031	13/64	5.16	6.00	66.00	20.26	28.00	9085200051600
0.2047		5.20	6.00	66.00	20.20	28.00	9085200052000
0.2087		5.30	6.00	66.00	20.05	28.00	9085200053000
0.2126		5.40	6.00	66.00	19.90	28.00	9085200054000
0.2165		5.50	6.00	66.00	19.75	28.00	9085200055000
0.2185		5.55	6.00	66.00	19.68	28.00	9085200055500
0.2189	7/32	5.56	6.00	66.00	19.66	28.00	9085200055600
0.2205		5.60	6.00	66.00	19.60	28.00	9085200056000
0.2244		5.70	6.00	66.00	19.45	28.00	9085200057000
0.2283		5.80	6.00	66.00	19.30	28.00	9085200058000
0.2323		5.90	6.00	66.00	19.15	28.00	9085200059000
0.2343	15/64	5.95	6.00	66.00	19.08	28.00	9085200059500
0.2362		6.00	6.00	66.00	19.00	28.00	9085200060000

Diameter (d1) inch	wire/ltr	mm	d2 mm	l1 mm	t_{max} mm	l2 mm	EDP #
0.2402		6.10	8.00	79.00	24.85	34.00	9085200061000
0.2441		6.20	8.00	79.00	24.70	34.00	9085200062000
0.2480		6.30	8.00	79.00	24.55	34.00	9085200063000
0.2500	1/4 E	6.35	8.00	79.00	24.48	34.00	9085200063500
0.2520		6.40	8.00	79.00	24.40	34.00	9085200064000
0.2559		6.50	8.00	79.00	24.25	34.00	9085200065000
0.2598		6.60	8.00	79.00	24.10	34.00	9085200066000
0.2638		6.70	8.00	79.00	23.95	34.00	9085200067000
0.2657	17/64 H	6.75	8.00	79.00	23.88	34.00	9085200067500
0.2677		6.80	8.00	79.00	23.80	34.00	9085200068000
0.2717	I	6.90	8.00	79.00	23.65	34.00	9085200069000
0.2756		7.00	8.00	79.00	23.50	34.00	9085200070000
0.2795		7.10	8.00	79.00	30.35	41.00	9085200071000
0.2811	9/32 K	7.14	8.00	79.00	30.29	41.00	9085200071400
0.2835		7.20	8.00	79.00	30.20	41.00	9085200072000
0.2874		7.30	8.00	79.00	30.05	41.00	9085200073000
0.2913		7.40	8.00	79.00	29.90	41.00	9085200074000
0.2953		7.50	8.00	79.00	29.75	41.00	9085200075000
0.2969	19/64	7.54	8.00	79.00	29.69	41.00	9085200075400
0.2992		7.60	8.00	79.00	29.60	41.00	9085200076000
0.3031		7.70	8.00	79.00	29.45	41.00	9085200077000
0.3071		7.80	8.00	79.00	29.30	41.00	9085200078000
0.3110		7.90	8.00	79.00	29.15	41.00	9085200079000
0.3126	5/16	7.94	8.00	79.00	29.09	41.00	9085200079400
0.3150		8.00	8.00	79.00	29.00	41.00	9085200080000
0.3189		8.10	10.00	89.00	34.85	47.00	9085200081000
0.3228	P	8.20	10.00	89.00	34.70	47.00	9085200082000
0.3268		8.30	10.00	89.00	34.55	47.00	9085200083000
0.3280	21/64	8.33	10.00	89.00	34.51	47.00	9085200083300
0.3307		8.40	10.00	89.00	34.40	47.00	9085200084000
0.3346		8.50	10.00	89.00	34.25	47.00	9085200085000
0.3386		8.60	10.00	89.00	34.10	47.00	9085200086000
0.3425		8.70	10.00	89.00	33.95	47.00	9085200087000
0.3437	11/32	8.73	10.00	89.00	33.91	47.00	9085200087300
0.3465		8.80	10.00	89.00	33.80	47.00	9085200088000
0.3504		8.90	10.00	89.00	33.65	47.00	9085200089000
0.3543		9.00	10.00	89.00	33.50	47.00	9085200090000
0.3583		9.10	10.00	89.00	33.35	47.00	9085200091000
0.3594	23/64	9.13	10.00	89.00	33.31	47.00	9085200091300
0.3622		9.20	10.00	89.00	33.20	47.00	9085200092000
0.3642		9.25	10.00	89.00	33.13	47.00	9085200092500
0.3661		9.30	10.00	89.00	33.05	47.00	9085200093000

3xD Ratio drills

Series no. **8520**

Diameter (d1) inch	wire/ltr	mm	d2 mm	l1 mm	t_{max} mm	l2 mm	EDP #
0.3701		9.40	10.00	89.00	32.90	47.00	**9085200094000**
0.3740		9.50	10.00	89.00	32.75	47.00	**9085200095000**
0.3748	3/8	9.52	10.00	89.00	32.72	47.00	**9085200095200**
0.3780		9.60	10.00	89.00	32.60	47.00	**9085200096000**
0.3819		9.70	10.00	89.00	32.45	47.00	**9085200097000**
0.3858	W	9.80	10.00	89.00	32.30	47.00	**9085200098000**
0.3898		9.90	10.00	89.00	32.15	47.00	**9085200099000**
0.3906	25/64	9.92	10.00	89.00	32.12	47.00	**9085200099200**
0.3937		10.00	10.00	89.00	32.00	47.00	**9085200100000**
0.3976		10.10	12.00	102.00	39.85	55.00	**9085200101000**
0.4016		10.20	12.00	102.00	39.70	55.00	**9085200102000**
0.4055		10.30	12.00	102.00	39.55	55.00	**9085200103000**
0.4063	13/32	10.32	12.00	102.00	39.52	55.00	**9085200103200**
0.4094		10.40	12.00	102.00	39.40	55.00	**9085200104000**
0.4134		10.50	12.00	102.00	39.25	55.00	**9085200105000**
0.4173		10.60	12.00	102.00	39.10	55.00	**9085200106000**
0.4213		10.70	12.00	102.00	38.95	55.00	**9085200107000**
0.4220	27/64	10.72	12.00	102.00	38.92	55.00	**9085200107200**
0.4252		10.80	12.00	102.00	38.80	55.00	**9085200108000**
0.4291		10.90	12.00	102.00	38.65	55.00	**9085200109000**
0.4331		11.00	12.00	102.00	38.50	55.00	**9085200110000**
0.4370		11.10	12.00	102.00	38.35	55.00	**9085200111000**
0.4374	7/16	11.11	12.00	102.00	38.34	55.00	**9085200111100**
0.4409		11.20	12.00	102.00	38.20	55.00	**9085200112000**
0.4449		11.30	12.00	102.00	38.05	55.00	**9085200113000**
0.4488		11.40	12.00	102.00	37.90	55.00	**9085200114000**
0.4528		11.50	12.00	102.00	37.75	55.00	**9085200115000**
0.4531	29/64	11.51	12.00	102.00	37.74	55.00	**9085200115100**
0.4567		11.60	12.00	102.00	37.60	55.00	**9085200116000**
0.4606		11.70	12.00	102.00	37.45	55.00	**9085200117000**
0.4646		11.80	12.00	102.00	37.30	55.00	**9085200118000**
0.4685		11.90	12.00	102.00	37.15	55.00	**9085200119000**
0.4689	15/32	11.91	12.00	102.00	37.14	55.00	**9085200119100**
0.4724		12.00	12.00	102.00	37.00	55.00	**9085200120000**
0.4803		12.20	14.00	107.00	41.70	60.00	**9085200122000**
0.4843	31/64	12.30	14.00	107.00	41.55	60.00	**9085200123000**

Diameter (d1) inch	wire/ltr	mm	d2 mm	l1 mm	t_{max} mm	l2 mm	EDP #
0.4921		12.50	14.00	107.00	41.25	60.00	**9085200125000**
0.5000	1/2	12.70	14.00	107.00	40.95	60.00	**9085200127000**
0.5039		12.80	14.00	107.00	40.80	60.00	**9085200128000**
0.5118		13.00	14.00	107.00	40.50	60.00	**9085200130000**
0.5236		13.30	14.00	107.00	40.05	60.00	**9085200133000**
0.5311	17/32	13.49	14.00	107.00	39.77	60.00	**9085200134900**
0.5315		13.50	14.00	107.00	39.75	60.00	**9085200135000**
0.5394		13.70	14.00	107.00	39.45	60.00	**9085200137000**
0.5512		14.00	14.00	107.00	39.00	60.00	**9085200140000**
0.5591		14.20	16.00	115.00	43.70	65.00	**9085200142000**
0.5626	9/16	14.29	16.00	115.00	43.57	65.00	**9085200142900**
0.5630		14.30	16.00	115.00	43.55	65.00	**9085200143000**
0.5709		14.50	16.00	115.00	43.25	65.00	**9085200145000**
0.5787		14.70	16.00	115.00	42.95	65.00	**9085200147000**
0.5906		15.00	16.00	115.00	42.50	65.00	**9085200150000**
0.5984		15.20	16.00	115.00	42.20	65.00	**9085200152000**
0.6024		15.30	16.00	115.00	42.05	65.00	**9085200153000**
0.6102		15.50	16.00	115.00	41.75	65.00	**9085200155000**
0.6181		15.70	16.00	115.00	41.45	65.00	**9085200157000**
0.6248	5/8	15.87	16.00	115.00	41.20	65.00	**9085200158700**
0.6299		16.00	16.00	115.00	41.00	65.00	**9085200160000**
0.6417		16.30	18.00	123.00	48.55	73.00	**9085200163000**
0.6496		16.50	18.00	123.00	48.25	73.00	**9085200165000**
0.6654		16.90	18.00	123.00	47.65	73.00	**9085200169000**
0.6693		17.00	18.00	123.00	47.50	73.00	**9085200170000**
0.6811		17.30	18.00	123.00	47.05	73.00	**9085200173000**
0.6890		17.50	18.00	123.00	46.75	73.00	**9085200175000**
0.7087		18.00	18.00	123.00	46.00	73.00	**9085200180000**
0.7283		18.50	20.00	131.00	51.25	79.00	**9085200185000**
0.7441		18.90	20.00	131.00	50.65	79.00	**9085200189000**
0.7480		19.00	20.00	131.00	50.50	79.00	**9085200190000**
0.7500	3/4	19.05	20.00	131.00	50.43	79.00	**9085200190500**
0.7598		19.30	20.00	131.00	50.05	79.00	**9085200193000**
0.7677		19.50	20.00	131.00	49.75	79.00	**9085200195000**
0.7874		20.00	20.00	131.00	49.00	79.00	**9085200200000**

5xD CARBIDE RATIO DRILLS



5xD Ratio drills

Series no. **1243**

Tool material **Solid Carbide**

Surface **S**

5xD Cutting depth | RT 100 U Type | 140° Point angle | m7 Tolerance on Ø | Without Internal coolant | Cyl Shank form | R Cutting direction

P	Steel	●
M	Stainless steel	○
K	Cast iron	●
N	Aluminum	○
S	Titanium alloys	○
H	Hardened steel	○

●=Optimal
○=Limited

web thinning ≥ Ø 5.000 • facet point grinding • main cutting edge form straight • optimized cutting geometry

structural and case hardened steels • free-cutting steels, heat-treatable steels • alloyed steels up to 1200 N/mm² • cast materials • bronze, brass • high-alloyed AlSi-alloys

$t_{max} = l_2\text{-}1{,}5 \times d_1$

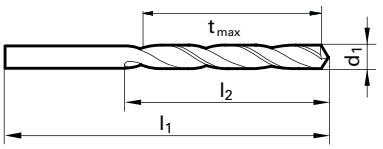

Speeds and feeds information on pg. 553

Shank diameter = cut diameter

Diameter (d1) inch	wire/ltr	mm	l1 mm	t_{max} mm	l2 mm	EDP #
0.1969		5.00	73.00	26.50	34.00	**9012430050000**
0.2008		5.10	76.00	30.35	38.00	**9012430051000**
0.2031	13/64	5.16	76.00	30.26	38.00	**9012430051600**
0.2047		5.20	76.00	30.20	38.00	**9012430052000**
0.2087		5.30	76.00	30.05	38.00	**9012430053000**
0.2126		5.40	76.00	29.90	38.00	**9012430054000**
0.2165		5.50	76.00	29.75	38.00	**9012430055000**
0.2189	7/32	5.56	81.00	32.66	41.00	**9012430055600**
0.2205		5.60	81.00	32.60	41.00	**9012430056000**
0.2244		5.70	81.00	32.45	41.00	**9012430057000**
0.2283		5.80	81.00	32.30	41.00	**9012430058000**
0.2323		5.90	81.00	32.15	41.00	**9012430059000**
0.2343	15/64	5.95	81.00	32.08	41.00	**9012430059500**
0.2362		6.00	81.00	32.00	41.00	**9012430060000**
0.2402		6.10	81.00	31.85	41.00	**9012430061000**
0.2441		6.20	81.00	31.70	41.00	**9012430062000**
0.2480		6.30	81.00	31.55	41.00	**9012430063000**
0.2500	1/4 E	6.35	81.00	31.48	41.00	**9012430063500**
0.2520		6.40	81.00	31.40	41.00	**9012430064000**
0.2559		6.50	81.00	31.25	41.00	**9012430065000**
0.2598		6.60	83.00	33.10	43.00	**9012430066000**
0.2638		6.70	83.00	32.95	43.00	**9012430067000**
0.2657	17/64 H	6.75	83.00	32.88	43.00	**9012430067500**
0.2677		6.80	83.00	32.80	43.00	**9012430068000**
0.2717	I	6.90	83.00	32.65	43.00	**9012430069000**
0.2756		7.00	83.00	32.50	43.00	**9012430070000**
0.2795		7.10	87.00	34.35	45.00	**9012430071000**
0.2811	9/32 K	7.14	87.00	34.29	45.00	**9012430071400**
0.2835		7.20	87.00	34.20	45.00	**9012430072000**
0.2874		7.30	87.00	34.05	45.00	**9012430073000**
0.2913		7.40	87.00	33.90	45.00	**9012430074000**
0.2953		7.50	87.00	33.75	45.00	**9012430075000**
0.2969	19/64	7.54	90.00	36.69	48.00	**9012430075400**
0.2992		7.60	90.00	36.60	48.00	**9012430076000**
0.3031		7.70	90.00	36.45	48.00	**9012430077000**
0.3071		7.80	90.00	36.30	48.00	**9012430078000**
0.3110		7.90	90.00	36.15	48.00	**9012430079000**
0.3126	5/16	7.94	90.00	36.09	48.00	**9012430079400**
0.3150		8.00	90.00	36.00	48.00	**9012430080000**
0.3189		8.10	96.00	40.85	53.00	**9012430081000**
0.3228	P	8.20	96.00	40.70	53.00	**9012430082000**
0.3268		8.30	96.00	40.55	53.00	**9012430083000**

Diameter (d1) inch	wire/ltr	mm	l1 mm	t_{max} mm	l2 mm	EDP #
0.3280	21/64	8.33	96.00	40.51	53.00	**9012430083300**
0.3307		8.40	96.00	40.40	53.00	**9012430084000**
0.3346		8.50	96.00	40.25	53.00	**9012430085000**
0.3386		8.60	98.00	42.10	55.00	**9012430086000**
0.3425		8.70	98.00	41.95	55.00	**9012430087000**
0.3437	11/32	8.73	98.00	41.91	55.00	**9012430087300**
0.3465		8.80	98.00	41.80	55.00	**9012430088000**
0.3504		8.90	98.00	41.65	55.00	**9012430089000**
0.3543		9.00	98.00	41.50	55.00	**9012430090000**
0.3583		9.10	102.00	44.35	58.00	**9012430091000**
0.3594	23/64	9.13	102.00	44.31	58.00	**9012430091300**
0.3622		9.20	102.00	44.20	58.00	**9012430092000**
0.3661		9.30	102.00	44.05	58.00	**9012430093000**
0.3701		9.40	102.00	43.90	58.00	**9012430094000**
0.3740		9.50	102.00	43.75	58.00	**9012430095000**
0.3748	3/8	9.52	105.00	45.72	60.00	**9012430095200**
0.3780		9.60	105.00	45.60	60.00	**9012430096000**
0.3819		9.70	105.00	45.45	60.00	**9012430097000**
0.3858	W	9.80	105.00	45.30	60.00	**9012430098000**
0.3898		9.90	105.00	45.15	60.00	**9012430099000**
0.3906	25/64	9.92	105.00	45.12	60.00	**9012430099200**
0.3937		10.00	105.00	45.00	60.00	**9012430100000**
0.3976		10.10	112.00	50.85	66.00	**9012430101000**
0.4016		10.20	112.00	50.70	66.00	**9012430102000**
0.4055		10.30	112.00	50.55	66.00	**9012430103000**
0.4063	13/32	10.32	112.00	50.52	66.00	**9012430103200**
0.4094		10.40	112.00	50.40	66.00	**9012430104000**
0.4134		10.50	112.00	50.25	66.00	**9012430105000**
0.4173		10.60	114.00	52.10	68.00	**9012430106000**
0.4213		10.70	114.00	51.95	68.00	**9012430107000**
0.4220	27/64	10.72	114.00	51.92	68.00	**9012430107200**
0.4252		10.80	114.00	51.80	68.00	**9012430108000**
0.4291		10.90	114.00	51.65	68.00	**9012430109000**
0.4331		11.00	114.00	51.50	68.00	**9012430110000**
0.4370		11.10	118.00	54.35	71.00	**9012430111000**
0.4374	7/16	11.11	118.00	54.34	71.00	**9012430111100**
0.4409		11.20	118.00	54.20	71.00	**9012430112000**
0.4449		11.30	118.00	54.05	71.00	**9012430113000**
0.4488		11.40	118.00	53.90	71.00	**9012430114000**
0.4528		11.50	118.00	53.75	71.00	**9012430115000**
0.4531	29/64	11.51	121.00	55.74	73.00	**9012430115100**
0.4567		11.60	121.00	55.60	73.00	**9012430116000**

5xD Ratio drills

Series no. **1243**

Diameter (d1) inch	wire/ltr	mm	l1 mm	t_{max} mm	l2 mm	EDP #
0.4606		11.70	121.00	55.45	73.00	**9012430117000**
0.4646		11.80	121.00	55.30	73.00	**9012430118000**
0.4685		11.90	121.00	55.15	73.00	**9012430119000**
0.4689	15/32	11.91	121.00	55.14	73.00	**9012430119100**
0.4724		12.00	121.00	55.00	73.00	**9012430120000**
0.4921		12.50	135.00	57.25	76.00	**9012430125000**
0.5000	1/2	12.70	137.00	58.95	78.00	**9012430127000**

Diameter (d1) inch	wire/ltr	mm	l1 mm	t_{max} mm	l2 mm	EDP #
0.5118		13.00	137.00	58.50	78.00	**9012430130000**
0.5315		13.50	144.00	63.75	84.00	**9012430135000**
0.5512		14.00	147.00	65.00	86.00	**9012430140000**
0.5709		14.50	151.00	67.25	89.00	**9012430145000**
0.5906		15.00	153.00	68.50	91.00	**9012430150000**
0.6102		15.50	157.00	70.75	94.00	**9012430155000**
0.6299		16.00	160.00	72.00	96.00	**9012430160000**

5xD Ratio drills

Series no. **5515**

5xD	RT 100 U	140°	m7		HA	R	GUHRING SELECT
Cutting depth	Type	Point angle	Tolerance on Ø	Without Internal coolant	Shank form	Cutting direction	

Tool material: **Solid Carbide**

Surface: **F**

P	Steel	●
M	Stainless steel	○
K	Cast iron	●
N	Aluminum	○
S	Titanium alloys	○
H	Hardened steel	○

●=Optimal
○=Limited

web thinning ≥ Ø 3.000 • facet point grinding • main cutting edge form straight • optimized cutting geometry

structural and case hardened steels • free-cutting steels, heat treatable steels • steels (alloyed/unalloyed) up to 1200 N/mm² • cast materials • bronze, brass • high-alloyed AlSi-alloys

$t_{max} = l_2\text{-}1.5 \times d_1$

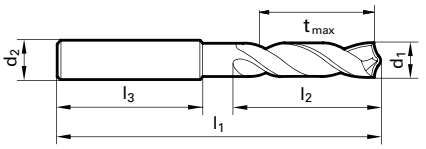

For L3 dimensions per DIN 6537, please see page 468
Speeds and feeds information on pg. 572

Diameter (d1) inch	wire/ltr	mm	d2 mm	l1 mm	t_{max} mm	l2 mm	EDP #
0.1181		3.00	6.00	66.00	23.50	28.00	**9055150030000**
0.1220		3.10	6.00	66.00	23.35	28.00	**9055150031000**
0.1248	1/8	3.18	6.00	66.00	23.23	28.00	**9055150031700**
0.1260		3.20	6.00	66.00	23.20	28.00	**9055150032000**
0.1280		3.25	6.00	66.00	23.13	28.00	**9055150032500**
0.1299		3.30	6.00	66.00	23.05	28.00	**9055150033000**
0.1339		3.40	6.00	66.00	22.90	28.00	**9055150034000**
0.1378		3.50	6.00	66.00	22.75	28.00	**9055150035000**
0.1406	9/64	#28 3.57	6.00	66.00	22.65	28.00	**9055150035700**
0.1417		3.60	6.00	66.00	22.60	28.00	**9055150036000**
0.1457		3.70	6.00	66.00	22.45	28.00	**9055150037000**
0.1496		#25 3.80	6.00	74.00	30.30	36.00	**9055150038000**
0.1535		3.90	6.00	74.00	30.15	36.00	**9055150039000**
0.1563	5/32	3.97	6.00	74.00	30.05	36.00	**9055150039700**
0.1575		4.00	6.00	74.00	30.00	36.00	**9055150040000**
0.1614		4.10	6.00	74.00	29.85	36.00	**9055150041000**
0.1654		4.20	6.00	74.00	29.70	36.00	**9055150042000**
0.1693		4.30	6.00	74.00	29.55	36.00	**9055150043000**
0.1720	11/64	4.37	6.00	74.00	29.45	36.00	**9055150043700**
0.1732		4.40	6.00	74.00	29.40	36.00	**9055150044000**
0.1772		#16 4.50	6.00	74.00	29.25	36.00	**9055150045000**
0.1811		4.60	6.00	74.00	29.10	36.00	**9055150046000**
0.1831		4.65	6.00	74.00	29.03	36.00	**9055150046500**
0.1850		4.70	6.00	74.00	28.95	36.00	**9055150047000**
0.1874	3/16	4.76	6.00	82.00	36.86	44.00	**9055150047600**
0.1890		#12 4.80	6.00	82.00	36.80	44.00	**9055150048000**
0.1929		4.90	6.00	82.00	36.65	44.00	**9055150049000**
0.1969		5.00	6.00	82.00	36.50	44.00	**9055150050000**
0.2008		5.10	6.00	82.00	36.35	44.00	**9055150051000**
0.2031	13/64	5.16	6.00	82.00	36.26	44.00	**9055150051600**
0.2047		5.20	6.00	82.00	36.20	44.00	**9055150052000**
0.2067		5.25	6.00	82.00	36.13	44.00	**9055150052500**
0.2087		5.30	6.00	82.00	36.05	44.00	**9055150053000**
0.2126		5.40	6.00	82.00	35.90	44.00	**9055150054000**
0.2165		5.50	6.00	82.00	35.75	44.00	**9055150055000**
0.2185		5.55	6.00	82.00	35.68	44.00	**9055150055500**
0.2189	7/32	5.56	6.00	82.00	35.66	44.00	**9055150055600**
0.2205		5.60	6.00	82.00	35.60	44.00	**9055150056000**
0.2244		5.70	6.00	82.00	35.45	44.00	**9055150057000**
0.2283		5.80	6.00	82.00	35.30	44.00	**9055150058000**
0.2323		5.90	6.00	82.00	35.15	44.00	**9055150059000**
0.2343	15/64	5.95	6.00	82.00	35.08	44.00	**9055150059500**

Diameter (d1) inch	wire/ltr	mm	d2 mm	l1 mm	t_{max} mm	l2 mm	EDP #
0.2362		6.00	6.00	82.00	35.00	44.00	**9055150060000**
0.2402		6.10	8.00	91.00	43.85	53.00	**9055150061000**
0.2441		6.20	8.00	91.00	43.70	53.00	**9055150062000**
0.2480		6.30	8.00	91.00	43.55	53.00	**9055150063000**
0.2500	1/4	E 6.35	8.00	91.00	43.48	53.00	**9055150063500**
0.2520		6.40	8.00	91.00	43.40	53.00	**9055150064000**
0.2559		6.50	8.00	91.00	43.25	53.00	**9055150065000**
0.2598		6.60	8.00	91.00	43.10	53.00	**9055150066000**
0.2638		6.70	8.00	91.00	42.95	53.00	**9055150067000**
0.2657	17/64	H 6.75	8.00	91.00	42.88	53.00	**9055150067500**
0.2677		6.80	8.00	91.00	42.80	53.00	**9055150068000**
0.2717		I 6.90	8.00	91.00	42.65	53.00	**9055150069000**
0.2756		7.00	8.00	91.00	42.50	53.00	**9055150070000**
0.2795		7.10	8.00	91.00	42.35	53.00	**9055150071000**
0.2811	9/32	K 7.14	8.00	91.00	42.29	53.00	**9055150071400**
0.2835		7.20	8.00	91.00	42.20	53.00	**9055150072000**
0.2874		7.30	8.00	91.00	42.05	53.00	**9055150073000**
0.2913		7.40	8.00	91.00	41.90	53.00	**9055150074000**
0.2953		7.50	8.00	91.00	41.75	53.00	**9055150075000**
0.2969	19/64	7.54	8.00	91.00	41.69	53.00	**9055150075400**
0.2992		7.60	8.00	91.00	41.60	53.00	**9055150076000**
0.3031		7.70	8.00	91.00	41.45	53.00	**9055150077000**
0.3071		7.80	8.00	91.00	41.30	53.00	**9055150078000**
0.3110		7.90	8.00	91.00	41.15	53.00	**9055150079000**
0.3125	5/16	7.94	8.00	91.00	41.09	53.00	**9055150079400**
0.3150		8.00	8.00	91.00	41.00	53.00	**9055150080000**
0.3189		8.10	10.00	103.00	48.85	61.00	**9055150081000**
0.3228		P 8.20	10.00	103.00	48.70	61.00	**9055150082000**
0.3268		8.30	10.00	103.00	48.55	61.00	**9055150083000**
0.3280	21/64	8.33	10.00	103.00	48.51	61.00	**9055150083300**
0.3307		8.40	10.00	103.00	48.40	61.00	**9055150084000**
0.3346		8.50	10.00	103.00	48.25	61.00	**9055150085000**
0.3386		8.60	10.00	103.00	48.10	61.00	**9055150086000**
0.3425		8.70	10.00	103.00	47.95	61.00	**9055150087000**
0.3437	11/32	8.73	10.00	103.00	47.91	61.00	**9055150087300**
0.3465		8.80	10.00	103.00	47.80	61.00	**9055150088000**
0.3504		8.90	10.00	103.00	47.65	61.00	**9055150089000**
0.3543		9.00	10.00	103.00	47.50	61.00	**9055150090000**
0.3583		9.10	10.00	103.00	47.35	61.00	**9055150091000**
0.3594	23/64	9.13	10.00	103.00	47.31	61.00	**9055150091300**
0.3622		9.20	10.00	103.00	47.20	61.00	**9055150092000**
0.3642		9.25	10.00	103.00	47.13	61.00	**9055150092500**

5xD Ratio drills

Series no. **5515**

Diameter (d1) inch	wire/ltr	mm	d2 mm	l1 mm	t_{max} mm	l2 mm	EDP #
0.3661		9.30	10.00	103.00	47.05	61.00	**9055150093000**
0.3701		9.40	10.00	103.00	46.90	61.00	**9055150094000**
0.3740		9.50	10.00	103.00	46.75	61.00	**9055150095000**
0.3750	3/8	9.52	10.00	103.00	46.72	61.00	**9055150095200**
0.3780		9.60	10.00	103.00	46.60	61.00	**9055150096000**
0.3819		9.70	10.00	103.00	46.45	61.00	**9055150097000**
0.3858	W	9.80	10.00	103.00	46.30	61.00	**9055150098000**
0.3898		9.90	10.00	103.00	46.15	61.00	**9055150099000**
0.3906	25/64	9.92	10.00	103.00	46.12	61.00	**9055150099200**
0.3937		10.00	10.00	103.00	46.00	61.00	**9055150100000**
0.3976		10.10	12.00	118.00	55.85	71.00	**9055150101000**
0.4016		10.20	12.00	118.00	55.70	71.00	**9055150102000**
0.4055		10.30	12.00	118.00	55.55	71.00	**9055150103000**
0.4063	13/32	10.32	12.00	118.00	55.52	71.00	**9055150103200**
0.4094		10.40	12.00	118.00	55.40	71.00	**9055150104000**
0.4134		10.50	12.00	118.00	55.25	71.00	**9055150105000**
0.4173		10.60	12.00	118.00	55.10	71.00	**9055150106000**
0.4213		10.70	12.00	118.00	54.95	71.00	**9055150107000**
0.4220	27/64	10.72	12.00	118.00	54.92	71.00	**9055150107200**
0.4252		10.80	12.00	118.00	54.80	71.00	**9055150108000**
0.4291		10.90	12.00	118.00	54.65	71.00	**9055150109000**
0.4331		11.00	12.00	118.00	54.50	71.00	**9055150110000**
0.4370		11.10	12.00	118.00	54.35	71.00	**9055150111000**
0.4374	7/16	11.11	12.00	118.00	54.34	71.00	**9055150111100**
0.4409		11.20	12.00	118.00	54.20	71.00	**9055150112000**
0.4449		11.30	12.00	118.00	54.05	71.00	**9055150113000**
0.4488		11.40	12.00	118.00	53.90	71.00	**9055150114000**
0.4528		11.50	12.00	118.00	53.75	71.00	**9055150115000**
0.4567		11.60	12.00	118.00	53.60	71.00	**9055150116000**
0.4606		11.70	12.00	118.00	53.45	71.00	**9055150117000**
0.4646		11.80	12.00	118.00	53.30	71.00	**9055150118000**
0.4685		11.90	12.00	118.00	53.15	71.00	**9055150119000**
0.4689	15/32	11.91	12.00	118.00	53.14	71.00	**9055150119100**
0.4724		12.00	12.00	118.00	53.00	71.00	**9055150120000**
0.4764		12.10	14.00	124.00	58.85	77.00	**9055150121000**
0.4803		12.20	14.00	124.00	58.70	77.00	**9055150122000**
0.4843	31/64	12.30	14.00	124.00	58.55	77.00	**9055150123000**

Diameter (d1) inch	wire/ltr	mm	d2 mm	l1 mm	t_{max} mm	l2 mm	EDP #
0.4882		12.40	14.00	124.00	58.40	77.00	**9055150124000**
0.4921		12.50	14.00	124.00	58.25	77.00	**9055150125000**
0.4961		12.60	14.00	124.00	58.10	77.00	**9055150126000**
0.5000	1/2	12.70	14.00	124.00	57.95	77.00	**9055150127000**
0.5118		13.00	14.00	124.00	57.50	77.00	**9055150130000**
0.5157	33/64	13.10	14.00	124.00	57.35	77.00	**9055150131000**
0.5197		13.20	14.00	124.00	57.20	77.00	**9055150132000**
0.5236		13.30	14.00	124.00	57.05	77.00	**9055150133000**
0.5315		13.50	14.00	124.00	56.75	77.00	**9055150135000**
0.5394		13.70	14.00	124.00	56.45	77.00	**9055150137000**
0.5433		13.80	14.00	124.00	56.30	77.00	**9055150138000**
0.5512		14.00	14.00	124.00	56.00	77.00	**9055150140000**
0.5551		14.10	16.00	133.00	61.85	83.00	**9055150141000**
0.5591		14.20	16.00	133.00	61.70	83.00	**9055150142000**
0.5626	9/16	14.29	16.00	133.00	61.57	83.00	**9055150142900**
0.5630		14.30	16.00	133.00	61.55	83.00	**9055150143000**
0.5669		14.40	16.00	133.00	61.40	83.00	**9055150144000**
0.5709		14.50	16.00	133.00	61.25	83.00	**9055150145000**
0.5787		14.70	16.00	133.00	60.95	83.00	**9055150147000**
0.5906		15.00	16.00	133.00	60.50	83.00	**9055150150000**
0.5945		15.10	16.00	133.00	60.35	83.00	**9055150151000**
0.5984		15.20	16.00	133.00	60.20	83.00	**9055150152000**
0.6102		15.50	16.00	133.00	59.75	83.00	**9055150155000**
0.6142		15.60	16.00	133.00	59.60	83.00	**9055150156000**
0.6181		15.70	16.00	133.00	59.45	83.00	**9055150157000**
0.6220		15.80	16.00	133.00	59.30	83.00	**9055150158000**
0.6250	5/8	15.87	16.00	133.00	59.20	83.00	**9055150158700**
0.6299		16.00	16.00	133.00	59.00	83.00	**9055150160000**
0.6496		16.50	18.00	143.00	68.25	93.00	**9055150165000**
0.6693		17.00	18.00	143.00	67.50	93.00	**9055150170000**
0.6890		17.50	18.00	143.00	66.75	93.00	**9055150175000**
0.7087		18.00	18.00	143.00	66.00	93.00	**9055150180000**
0.7283		18.50	20.00	153.00	73.25	101.00	**9055150185000**
0.7480		19.00	20.00	153.00	72.50	101.00	**9055150190000**
0.7677		19.50	20.00	153.00	71.75	101.00	**9055150195000**
0.7874		20.00	20.00	153.00	71.00	101.00	**9055150200000**

5xD Ratio drills

Series no. **1662**

Tool material **Solid Carbide**

Surface **S**

5xD	RT 100 F	140°	m7		HA	R
Cutting depth	Type	Point angle	Tolerance on Ø	Internal coolant	Shank form	Cutting direction

P	Steel	○
M	Stainless steel	○
K	Cast iron	○
N	Aluminum	○
S	Titanium alloys	●
H	Hardened steel	○

●=Optimal
○=Limited

web thinning ≥ Ø 3.000 • relieved cone • main cutting edge form concave • optimized cutting geometry • sharp cutting edges

high-alloyed steels • stainless/acid-/heat-resistant steels • Inconel, Hastelloy, Monel • brass, bronzes • aluminum and Al-alloys • magnesium and magnesium alloys • Titanium and Titanium alloys • sintered powder metals

$t_{max} = l_2\text{-}1{,}5 \times d_1$

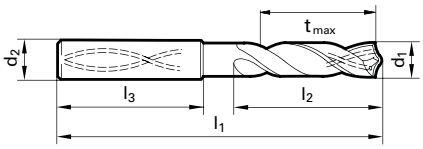

For L3 dimensions per DIN 6537, please see page 468
Speeds and feeds information on pg. 554

Diameter (d1) inch	wire/ltr	mm	d2 mm	l1 mm	t_{max} mm	l2 mm	EDP #
0.1181		3.00	6.00	66.00	23.50	28.00	**9016620030000**
0.1220		3.10	6.00	66.00	23.35	28.00	**9016620031000**
0.1248	1/8	3.17	6.00	66.00	23.25	28.00	**9016620031700**
0.1260		3.20	6.00	66.00	23.20	28.00	**9016620032000**
0.1299		3.30	6.00	66.00	23.05	28.00	**9016620033000**
0.1339		3.40	6.00	66.00	22.90	28.00	**9016620034000**
0.1378		3.50	6.00	66.00	22.75	28.00	**9016620035000**
0.1406	9/64 #28	3.57	6.00	66.00	22.65	28.00	**9016620035700**
0.1417		3.60	6.00	66.00	22.60	28.00	**9016620036000**
0.1457		3.70	6.00	66.00	22.45	28.00	**9016620037000**
0.1496		3.80	6.00	74.00	30.30	36.00	**9016620038000**
0.1535		3.90	6.00	74.00	30.15	36.00	**9016620039000**
0.1563	5/32	3.97	6.00	74.00	30.05	36.00	**9016620039700**
0.1575		4.00	6.00	74.00	30.00	36.00	**9016620040000**
0.1614		4.10	6.00	74.00	29.85	36.00	**9016620041000**
0.1654		4.20	6.00	74.00	29.70	36.00	**9016620042000**
0.1693	#18	4.30	6.00	74.00	29.55	36.00	**9016620043000**
0.1720	11/64	4.37	6.00	74.00	29.45	36.00	**9016620043700**
0.1732		4.40	6.00	74.00	29.40	36.00	**9016620044000**
0.1772	#16	4.50	6.00	74.00	29.25	36.00	**9016620045000**
0.1811		4.60	6.00	74.00	29.10	36.00	**9016620046000**
0.1831		4.65	6.00	74.00	29.03	36.00	**9016620046500**
0.1850	#13	4.70	6.00	74.00	28.95	36.00	**9016620047000**
0.1874	3/16	4.76	6.00	82.00	36.86	44.00	**9016620047600**
0.1890	#12	4.80	6.00	82.00	36.80	44.00	**9016620048000**
0.1929		4.90	6.00	82.00	36.65	44.00	**9016620049000**
0.1969		5.00	6.00	82.00	36.50	44.00	**9016620050000**
0.2008		5.10	6.00	82.00	36.35	44.00	**9016620051000**
0.2031	13/64	5.16	6.00	82.00	36.26	44.00	**9016620051600**
0.2047		5.20	6.00	82.00	36.20	44.00	**9016620052000**
0.2087		5.30	6.00	82.00	36.05	44.00	**9016620053000**
0.2126		5.40	6.00	82.00	35.90	44.00	**9016620054000**
0.2165		5.50	6.00	82.00	35.75	44.00	**9016620055000**
0.2185		5.55	6.00	82.00	35.68	44.00	**9016620055500**
0.2189	7/32	5.56	6.00	82.00	35.66	44.00	**9016620055600**
0.2205		5.60	6.00	82.00	35.60	44.00	**9016620056000**
0.2185		5.65	6.00	82.00	35.53	44.00	**9016620056500**
0.2244		5.70	6.00	82.00	35.45	44.00	**9016620057000**
0.2283		5.80	6.00	82.00	35.30	44.00	**9016620058000**
0.2323		5.90	6.00	82.00	35.15	44.00	**9016620059000**
0.2343	15/64	5.95	6.00	82.00	35.08	44.00	**9016620059500**
0.2362		6.00	6.00	82.00	35.00	44.00	**9016620060000**

Diameter (d1) inch	wire/ltr	mm	d2 mm	l1 mm	t_{max} mm	l2 mm	EDP #
0.2402		6.10	8.00	91.00	43.85	53.00	**9016620061000**
0.2441		6.20	8.00	91.00	43.70	53.00	**9016620062000**
0.2480		6.30	8.00	91.00	43.55	53.00	**9016620063000**
0.2500	1/4 E	6.35	8.00	91.00	43.48	53.00	**9016620063500**
0.2520		6.40	8.00	91.00	43.40	53.00	**9016620064000**
0.2559		6.50	8.00	91.00	43.25	53.00	**9016620065000**
0.2598		6.60	8.00	91.00	43.10	53.00	**9016620066000**
0.2638		6.70	8.00	91.00	42.95	53.00	**9016620067000**
0.2657	17/64 H	6.75	8.00	91.00	42.88	53.00	**9016620067500**
0.2677		6.80	8.00	91.00	42.80	53.00	**9016620068000**
0.2717	I	6.90	8.00	91.00	42.65	53.00	**9016620069000**
0.2756		7.00	8.00	91.00	42.50	53.00	**9016620070000**
0.2795		7.10	8.00	91.00	42.35	53.00	**9016620071000**
0.2811	9/32 K	7.14	8.00	91.00	42.29	53.00	**9016620071400**
0.2835		7.20	8.00	91.00	42.20	53.00	**9016620072000**
0.2874		7.30	8.00	91.00	42.05	53.00	**9016620073000**
0.2913		7.40	8.00	91.00	41.90	53.00	**9016620074000**
0.2953		7.50	8.00	91.00	41.75	53.00	**9016620075000**
0.2969	19/64	7.54	8.00	91.00	41.69	53.00	**9016620075400**
0.2992		7.60	8.00	91.00	41.60	53.00	**9016620076000**
0.3031		7.70	8.00	91.00	41.45	53.00	**9016620077000**
0.3071		7.80	8.00	91.00	41.30	53.00	**9016620078000**
0.3110		7.90	8.00	91.00	41.15	53.00	**9016620079000**
0.3126	5/16	7.94	8.00	91.00	41.09	53.00	**9016620079400**
0.3150		8.00	8.00	91.00	41.00	53.00	**9016620080000**
0.3189		8.10	10.00	103.00	48.85	61.00	**9016620081000**
0.3228	P	8.20	10.00	103.00	48.70	61.00	**9016620082000**
0.3268		8.30	10.00	103.00	48.55	61.00	**9016620083000**
0.3280	21/64	8.33	10.00	103.00	48.51	61.00	**9016620083300**
0.3307		8.40	10.00	103.00	48.40	61.00	**9016620084000**
0.3346		8.50	10.00	103.00	48.25	61.00	**9016620085000**
0.3386		8.60	10.00	103.00	48.10	61.00	**9016620086000**
0.3425		8.70	10.00	103.00	47.95	61.00	**9016620087000**
0.3437	11/32	8.73	10.00	103.00	47.91	61.00	**9016620087300**
0.3465		8.80	10.00	103.00	47.80	61.00	**9016620088000**
0.3504		8.90	10.00	103.00	47.65	61.00	**9016620089000**
0.3543		9.00	10.00	103.00	47.50	61.00	**9016620090000**
0.3583		9.10	10.00	103.00	47.35	61.00	**9016620091000**
0.3594	23/64	9.13	10.00	103.00	47.31	61.00	**9016620091300**
0.3622		9.20	10.00	103.00	47.20	61.00	**9016620092000**
0.3642		9.25	10.00	103.00	47.13	61.00	**9016620092500**
0.3661		9.30	10.00	103.00	47.05	61.00	**9016620093000**

5xD Ratio drills

Series no. **1662**

Diameter (d1) inch	wire/ltr	mm	d2 mm	l1 mm	t_{max} mm	l2 mm	EDP #
0.3701		9.40	10.00	103.00	46.90	61.00	**9016620094000**
0.3740		9.50	10.00	103.00	46.75	61.00	**9016620095000**
0.3748	3/8	9.52	10.00	103.00	46.72	61.00	**9016620095200**
0.3780		9.60	10.00	103.00	46.60	61.00	**9016620096000**
0.3819		9.70	10.00	103.00	46.45	61.00	**9016620097000**
0.3858	W	9.80	10.00	103.00	46.30	61.00	**9016620098000**
0.3898		9.90	10.00	103.00	46.15	61.00	**9016620099000**
0.3906	25/64	9.92	10.00	103.00	46.12	61.00	**9016620099200**
0.3937		10.00	10.00	103.00	46.00	61.00	**9016620100000**
0.3976		10.10	12.00	118.00	55.85	71.00	**9016620101000**
0.4016		10.20	12.00	118.00	55.70	71.00	**9016620102000**
0.4063	13/32	10.32	12.00	118.00	55.52	71.00	**9016620103200**
0.4134		10.50	12.00	118.00	55.25	71.00	**9016620105000**
0.4213		10.70	12.00	118.00	54.95	71.00	**9016620107000**
0.4220	27/64	10.72	12.00	118.00	54.92	71.00	**9016620107200**
0.4252		10.80	12.00	118.00	54.80	71.00	**9016620108000**
0.4331		11.00	12.00	118.00	54.50	71.00	**9016620110000**
0.4370		11.10	12.00	118.00	54.35	71.00	**9016620111000**
0.4374	7/16	11.11	12.00	118.00	54.34	71.00	**9016620111100**
0.4409		11.20	12.00	118.00	54.20	71.00	**9016620112000**
0.4449		11.30	12.00	118.00	54.05	71.00	**9016620113000**
0.4488		11.40	12.00	118.00	53.90	71.00	**9016620114000**
0.4528		11.50	12.00	118.00	53.75	71.00	**9016620115000**
0.4531	29/64	11.51	12.00	118.00	53.74	71.00	**9016620115100**
0.4606		11.70	12.00	118.00	53.45	71.00	**9016620117000**
0.4646		11.80	12.00	118.00	53.30	71.00	**9016620118000**
0.4689	15/32	11.91	12.00	118.00	53.14	71.00	**9016620119100**
0.4724		12.00	12.00	118.00	53.00	71.00	**9016620120000**

Diameter (d1) inch	wire/ltr	mm	d2 mm	l1 mm	t_{max} mm	l2 mm	EDP #
0.4764		12.10	14.00	124.00	58.85	77.00	**9016620121000**
0.4803		12.20	14.00	124.00	58.70	77.00	**9016620122000**
0.4843	31/64	12.30	14.00	124.00	58.55	77.00	**9016620123000**
0.4921		12.50	14.00	124.00	58.25	77.00	**9016620125000**
0.5000	1/2	12.70	14.00	124.00	57.95	77.00	**9016620127000**
0.5039		12.80	14.00	124.00	57.80	77.00	**9016620128000**
0.5079		12.90	14.00	124.00	57.65	77.00	**9016620129000**
0.5118		13.00	14.00	124.00	57.50	77.00	**9016620130000**
0.5197		13.20	14.00	124.00	57.20	77.00	**9016620132000**
0.5236		13.30	14.00	124.00	57.05	77.00	**9016620133000**
0.5315		13.50	14.00	124.00	56.75	77.00	**9016620135000**
0.5433		13.80	14.00	124.00	56.30	77.00	**9016620138000**
0.5512		14.00	14.00	124.00	56.00	77.00	**9016620140000**
0.5551		14.10	16.00	133.00	61.85	83.00	**9016620141000**
0.5709		14.50	16.00	133.00	61.25	83.00	**9016620145000**
0.5709		14.60	16.00	133.00	61.10	83.00	**9016620146000**
0.5906		15.00	16.00	133.00	60.50	83.00	**9016620150000**
0.6024		15.30	16.00	133.00	60.05	83.00	**9016620153000**
0.6102		15.50	16.00	133.00	59.75	83.00	**9016620155000**
0.6220		15.80	16.00	133.00	59.30	83.00	**9016620158000**
0.6299		16.00	16.00	133.00	59.00	83.00	**9016620160000**
0.6496		16.50	18.00	143.00	68.25	93.00	**9016620165000**
0.6693		17.00	18.00	143.00	67.50	93.00	**9016620170000**
0.6890		17.50	18.00	143.00	66.75	93.00	**9016620175000**
0.7087		18.00	18.00	143.00	66.00	93.00	**9016620180000**
0.7480		19.00	20.00	153.00	72.50	101.00	**9016620190000**
0.7874		20.00	20.00	153.00	71.00	101.00	**9016620200000**

5xD Ratio drills

Series no. **1183**

Tool material **Solid Carbide**

Surface **S**

5xD	RT 100 U	140°	m7		HE	R
Cutting depth	Type	Point angle	Tolerance on Ø	Internal coolant	Shank form	Cutting direction

P	Steel	●
M	Stainless steel	○
K	Cast iron	●
N	Aluminum	○
S	Titanium alloys	○
H	Hardened steel	○

●=Optimal
○=Limited

web thinning ≥ Ø 3.300 • facet point grinding • main cutting edge form straight • optimized cutting geometry

structural and case hardened steels • free-cutting steels, heat-treatable steels • alloyed steels up to 1200 N/mm² • cast materials • bronze, brass • high-alloyed AlSi-alloys

$t_{max} = l_2-(1.5 \times d_1)$

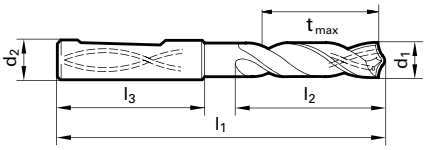

For L3 dimensions per DIN 6537, please see page 468
Speeds and feeds information on pg. 551

Diameter (d1) inch	wire/ltr	mm	d2 mm	l1 mm	t_{max} mm	l2 mm	EDP #
0.1181		3.00	6.00	66.00	23.50	28.00	**9011830030000**
0.1220		3.10	6.00	66.00	23.35	28.00	**9011830031000**
0.1260		3.20	6.00	66.00	23.20	28.00	**9011830032000**
0.1299		3.30	6.00	66.00	23.05	28.00	**9011830033000**
0.1339		3.40	6.00	66.00	22.90	28.00	**9011830034000**
0.1378		3.50	6.00	66.00	22.75	28.00	**9011830035000**
0.1417		3.60	6.00	66.00	22.60	28.00	**9011830036000**
0.1457		3.70	6.00	66.00	22.45	28.00	**9011830037000**
0.1496	#25	3.80	6.00	74.00	30.30	36.00	**9011830038000**
0.1535		3.90	6.00	74.00	30.15	36.00	**9011830039000**
0.1575		4.00	6.00	74.00	30.00	36.00	**9011830040000**
0.1614		4.10	6.00	74.00	29.85	36.00	**9011830041000**
0.1654		4.20	6.00	74.00	29.70	36.00	**9011830042000**
0.1693	#18	4.30	6.00	74.00	29.55	36.00	**9011830043000**
0.1720	11/64	4.37	6.00	74.00	29.45	36.00	**9011830043700**
0.1732		4.40	6.00	74.00	29.40	36.00	**9011830044000**
0.1772	#16	4.50	6.00	74.00	29.25	36.00	**9011830045000**
0.1811		4.60	6.00	74.00	29.10	36.00	**9011830046000**
0.1831		4.65	6.00	74.00	29.03	36.00	**9011830046500**
0.1850	#13	4.70	6.00	74.00	28.95	36.00	**9011830047000**
0.1874	3/16	4.76	6.00	82.00	36.86	44.00	**9011830047600**
0.1890	#12	4.80	6.00	82.00	36.80	44.00	**9011830048000**
0.1929		4.90	6.00	82.00	36.65	44.00	**9011830049000**
0.1969		5.00	6.00	82.00	36.50	44.00	**9011830050000**
0.2008		5.10	6.00	82.00	36.35	44.00	**9011830051000**
0.2031	13/64	5.16	6.00	82.00	36.26	44.00	**9011830051600**
0.2047		5.20	6.00	82.00	36.20	44.00	**9011830052000**
0.2087		5.30	6.00	82.00	36.05	44.00	**9011830053000**
0.2126		5.40	6.00	82.00	35.90	44.00	**9011830054000**
0.2165		5.50	6.00	82.00	35.75	44.00	**9011830055000**
0.2189	7/32	5.56	6.00	82.00	35.66	44.00	**9011830055600**
0.2205		5.60	6.00	82.00	35.60	44.00	**9011830056000**
0.2244		5.70	6.00	82.00	35.45	44.00	**9011830057000**
0.2283		5.80	6.00	82.00	35.30	44.00	**9011830058000**
0.2323		5.90	6.00	82.00	35.15	44.00	**9011830059000**
0.2343	15/64	5.95	6.00	82.00	35.08	44.00	**9011830059500**
0.2362		6.00	6.00	82.00	35.00	44.00	**9011830060000**
0.2402		6.10	8.00	91.00	43.85	53.00	**9011830061000**
0.2441		6.20	8.00	91.00	43.70	53.00	**9011830062000**
0.2480		6.30	8.00	91.00	43.55	53.00	**9011830063000**
0.2500	1/4 E	6.35	8.00	91.00	43.48	53.00	**9011830063500**
0.2520		6.40	8.00	91.00	43.40	53.00	**9011830064000**

Diameter (d1) inch	wire/ltr	mm	d2 mm	l1 mm	t_{max} mm	l2 mm	EDP #
0.2559		6.50	8.00	91.00	43.25	53.00	**9011830065000**
0.2598		6.60	8.00	91.00	43.10	53.00	**9011830066000**
0.2638		6.70	8.00	91.00	42.95	53.00	**9011830067000**
0.2657	17/64 H	6.75	8.00	91.00	42.88	53.00	**9011830067500**
0.2677		6.80	8.00	91.00	42.80	53.00	**9011830068000**
0.2717	I	6.90	8.00	91.00	42.65	53.00	**9011830069000**
0.2756		7.00	8.00	91.00	42.50	53.00	**9011830070000**
0.2795		7.10	8.00	91.00	42.35	53.00	**9011830071000**
0.2811	9/32 K	7.14	8.00	91.00	42.29	53.00	**9011830071400**
0.2835		7.20	8.00	91.00	42.20	53.00	**9011830072000**
0.2874		7.30	8.00	91.00	42.05	53.00	**9011830073000**
0.2913		7.40	8.00	91.00	41.90	53.00	**9011830074000**
0.2953		7.50	8.00	91.00	41.75	53.00	**9011830075000**
0.2969	19/64	7.54	8.00	91.00	41.69	53.00	**9011830075400**
0.2992		7.60	8.00	91.00	41.60	53.00	**9011830076000**
0.3031		7.70	8.00	91.00	41.45	53.00	**9011830077000**
0.3071		7.80	8.00	91.00	41.30	53.00	**9011830078000**
0.3110		7.90	8.00	91.00	41.15	53.00	**9011830079000**
0.3125	5/16	7.94	8.00	91.00	41.09	53.00	**9011830079400**
0.3150		8.00	8.00	91.00	41.00	53.00	**9011830080000**
0.3189		8.10	10.00	103.00	48.85	61.00	**9011830081000**
0.3228	P	8.20	10.00	103.00	48.70	61.00	**9011830082000**
0.3268		8.30	10.00	103.00	48.55	61.00	**9011830083000**
0.3280	21/64	8.33	10.00	103.00	48.51	61.00	**9011830083300**
0.3307		8.40	10.00	103.00	48.40	61.00	**9011830084000**
0.3346		8.50	10.00	103.00	48.25	61.00	**9011830085000**
0.3386		8.60	10.00	103.00	48.10	61.00	**9011830086000**
0.3425		8.70	10.00	103.00	47.95	61.00	**9011830087000**
0.3437	11/32	8.73	10.00	103.00	47.91	61.00	**9011830087300**
0.3465		8.80	10.00	103.00	47.80	61.00	**9011830088000**
0.3504		8.90	10.00	103.00	47.65	61.00	**9011830089000**
0.3543		9.00	10.00	103.00	47.50	61.00	**9011830090000**
0.3583		9.10	10.00	103.00	47.35	61.00	**9011830091000**
0.3594	23/64	9.13	10.00	103.00	47.31	61.00	**9011830091300**
0.3622		9.20	10.00	103.00	47.20	61.00	**9011830092000**
0.3661		9.30	10.00	103.00	47.05	61.00	**9011830093000**
0.3701		9.40	10.00	103.00	46.90	61.00	**9011830094000**
0.3740		9.50	10.00	103.00	46.75	61.00	**9011830095000**
0.3750	3/8	9.52	10.00	103.00	46.72	61.00	**9011830095200**
0.3780		9.60	10.00	103.00	46.60	61.00	**9011830096000**
0.3819		9.70	10.00	103.00	46.45	61.00	**9011830097000**
0.3858	W	9.80	10.00	103.00	46.30	61.00	**9011830098000**

5xD Ratio drills

Series no. **1183**

Diameter (d1) inch	wire/ltr	mm	d2 mm	l1 mm	t_{max} mm	l2 mm	EDP #
0.3898		9.90	10.00	103.00	46.15	61.00	**9011830099000**
0.3906	25/64	9.92	10.00	103.00	46.12	61.00	**9011830099200**
0.3937		10.00	10.00	103.00	46.00	61.00	**9011830100000**
0.3976		10.10	12.00	118.00	55.85	71.00	**9011830101000**
0.4016		10.20	12.00	118.00	55.70	71.00	**9011830102000**
0.4055		10.30	12.00	118.00	55.55	71.00	**9011830103000**
0.4063	13/32	10.32	12.00	118.00	55.52	71.00	**9011830103200**
0.4094		10.40	12.00	118.00	55.40	71.00	**9011830104000**
0.4134		10.50	12.00	118.00	55.25	71.00	**9011830105000**
0.4173		10.60	12.00	118.00	55.10	71.00	**9011830106000**
0.4213		10.70	12.00	118.00	54.95	71.00	**9011830107000**
0.4220	27/64	10.72	12.00	118.00	54.92	71.00	**9011830107200**
0.4252		10.80	12.00	118.00	54.80	71.00	**9011830108000**
0.4291		10.90	12.00	118.00	54.65	71.00	**9011830109000**
0.4331		11.00	12.00	118.00	54.50	71.00	**9011830110000**
0.4370		11.10	12.00	118.00	54.35	71.00	**9011830111000**
0.4374	7/16	11.11	12.00	118.00	54.34	71.00	**9011830111100**
0.4409		11.20	12.00	118.00	54.20	71.00	**9011830112000**
0.4449		11.30	12.00	118.00	54.05	71.00	**9011830113000**
0.4488		11.40	12.00	118.00	53.90	71.00	**9011830114000**
0.4528		11.50	12.00	118.00	53.75	71.00	**9011830115000**
0.4531	29/64	11.51	12.00	118.00	53.74	71.00	**9011830115100**
0.4567		11.60	12.00	118.00	53.60	71.00	**9011830116000**
0.4606		11.70	12.00	118.00	53.45	71.00	**9011830117000**
0.4646		11.80	12.00	118.00	53.30	71.00	**9011830118000**
0.4685		11.90	12.00	118.00	53.15	71.00	**9011830119000**
0.4689	15/32	11.91	12.00	118.00	53.14	71.00	**9011830119100**
0.4724		12.00	12.00	118.00	53.00	71.00	**9011830120000**
0.4764		12.10	14.00	124.00	58.85	77.00	**9011830121000**
0.4803		12.20	14.00	124.00	58.70	77.00	**9011830122000**
0.4843	31/64	12.30	14.00	124.00	58.55	77.00	**9011830123000**
0.4882		12.40	14.00	124.00	58.40	77.00	**9011830124000**
0.4921		12.50	14.00	124.00	58.25	77.00	**9011830125000**
0.4961		12.60	14.00	124.00	58.10	77.00	**9011830126000**
0.5000	1/2	12.70	14.00	124.00	57.95	77.00	**9011830127000**
0.5039		12.80	14.00	124.00	57.80	77.00	**9011830128000**
0.5079		12.90	14.00	124.00	57.65	77.00	**9011830129000**
0.5118		13.00	14.00	124.00	57.50	77.00	**9011830130000**
0.5157	33/64	13.10	14.00	124.00	57.35	77.00	**9011830131000**
0.5197		13.20	14.00	124.00	57.20	77.00	**9011830132000**
0.5236		13.30	14.00	124.00	57.05	77.00	**9011830133000**
0.5276		13.40	14.00	124.00	56.90	77.00	**9011830134000**
0.5315		13.50	14.00	124.00	56.75	77.00	**9011830135000**
0.5354		13.60	14.00	124.00	56.60	77.00	**9011830136000**
0.5394		13.70	14.00	124.00	56.45	77.00	**9011830137000**
0.5433		13.80	14.00	124.00	56.30	77.00	**9011830138000**
0.5469	35/64	13.89	14.00	124.00	56.17	77.00	**9011830138900**
0.5472		13.90	14.00	124.00	56.15	77.00	**9011830139000**
0.5512		14.00	14.00	124.00	56.00	77.00	**9011830140000**
0.5551		14.10	16.00	133.00	61.85	83.00	**9011830141000**
0.5591		14.20	16.00	133.00	61.70	83.00	**9011830142000**
0.5626	9/16	14.29	16.00	133.00	61.57	83.00	**9011830142900**
0.5630		14.30	16.00	133.00	61.55	83.00	**9011830143000**
0.5669		14.40	16.00	133.00	61.40	83.00	**9011830144000**
0.5709		14.50	16.00	133.00	61.25	83.00	**9011830145000**
0.5748		14.60	16.00	133.00	61.10	83.00	**9011830146000**
0.5780	37/64	14.68	16.00	133.00	60.98	83.00	**9011830146800**
0.5787		14.70	16.00	133.00	60.95	83.00	**9011830147000**
0.5827		14.80	16.00	133.00	60.80	83.00	**9011830148000**
0.5866		14.90	16.00	133.00	60.65	83.00	**9011830149000**

Diameter (d1) inch	wire/ltr	mm	d2 mm	l1 mm	t_{max} mm	l2 mm	EDP #
0.5906		15.00	16.00	133.00	60.50	83.00	**9011830150000**
0.5945		15.10	16.00	133.00	60.35	83.00	**9011830151000**
0.5984		15.20	16.00	133.00	60.20	83.00	**9011830152000**
0.6024		15.30	16.00	133.00	60.05	83.00	**9011830153000**
0.6063		15.40	16.00	133.00	59.90	83.00	**9011830154000**
0.6094	39/64	15.48	16.00	133.00	59.78	83.00	**9011830154800**
0.6102		15.50	16.00	133.00	59.75	83.00	**9011830155000**
0.6142		15.60	16.00	133.00	59.60	83.00	**9011830156000**
0.6181		15.70	16.00	133.00	59.45	83.00	**9011830157000**
0.6220		15.80	16.00	133.00	59.30	83.00	**9011830158000**
0.6250	5/8	15.87	16.00	133.00	59.20	83.00	**9011830158700**
0.6260		15.90	16.00	133.00	59.15	83.00	**9011830159000**
0.6299		16.00	16.00	133.00	59.00	83.00	**9011830160000**
0.6339		16.10	18.00	143.00	68.85	93.00	**9011830161000**
0.6378		16.20	18.00	143.00	68.70	93.00	**9011830162000**
0.6406	41/64	16.27	18.00	143.00	68.60	93.00	**9011830162700**
0.6417		16.30	18.00	143.00	68.55	93.00	**9011830163000**
0.6457		16.40	18.00	143.00	68.40	93.00	**9011830164000**
0.6496		16.50	18.00	143.00	68.25	93.00	**9011830165000**
0.6535		16.60	18.00	143.00	68.10	93.00	**9011830166000**
0.6575		16.70	18.00	143.00	67.95	93.00	**9011830167000**
0.6614		16.80	18.00	143.00	67.80	93.00	**9011830168000**
0.6654		16.90	18.00	143.00	67.65	93.00	**9011830169000**
0.6693		17.00	18.00	143.00	67.50	93.00	**9011830170000**
0.6720	43/64	17.07	18.00	143.00	67.40	93.00	**9011830170700**
0.6732		17.10	18.00	143.00	67.35	93.00	**9011830171000**
0.6772		17.20	18.00	143.00	67.20	93.00	**9011830172000**
0.6811		17.30	18.00	143.00	67.05	93.00	**9011830173000**
0.6850		17.40	18.00	143.00	66.90	93.00	**9011830174000**
0.6874	11/16	17.46	18.00	143.00	66.81	93.00	**9011830174600**
0.6890		17.50	18.00	143.00	66.75	93.00	**9011830175000**
0.6929		17.60	18.00	143.00	66.60	93.00	**9011830176000**
0.6969		17.70	18.00	143.00	66.45	93.00	**9011830177000**
0.7008		17.80	18.00	143.00	66.30	93.00	**9011830178000**
0.7031	45/64	17.86	18.00	143.00	66.21	93.00	**9011830178600**
0.7047		17.90	18.00	143.00	66.15	93.00	**9011830179000**
0.7087		18.00	18.00	143.00	66.00	93.00	**9011830180000**
0.7126		18.10	20.00	153.00	73.85	101.00	**9011830181000**
0.7165		18.20	20.00	153.00	73.70	101.00	**9011830182000**
0.7205		18.30	20.00	153.00	73.55	101.00	**9011830183000**
0.7244		18.40	20.00	153.00	73.40	101.00	**9011830184000**
0.7283		18.50	20.00	153.00	73.25	101.00	**9011830185000**
0.7323		18.60	20.00	153.00	73.10	101.00	**9011830186000**
0.7343	47/64	18.65	20.00	153.00	73.03	101.00	**9011830186500**
0.7362		18.70	20.00	153.00	72.95	101.00	**9011830187000**
0.7402		18.80	20.00	153.00	72.80	101.00	**9011830188000**
0.7441		18.90	20.00	153.00	72.65	101.00	**9011830189000**
0.7480		19.00	20.00	153.00	72.50	101.00	**9011830190000**
0.7500	3/4	19.05	20.00	153.00	72.43	101.00	**9011830190500**
0.7520		19.10	20.00	153.00	72.35	101.00	**9011830191000**
0.7559		19.20	20.00	153.00	72.20	101.00	**9011830192000**
0.7598		19.30	20.00	153.00	72.05	101.00	**9011830193000**
0.7657	49/64	19.45	20.00	153.00	71.83	101.00	**9011830194500**
0.7677		19.50	20.00	153.00	71.75	101.00	**9011830195000**
0.7717		19.60	20.00	153.00	71.60	101.00	**9011830196000**
0.7756		19.70	20.00	153.00	71.45	101.00	**9011830197000**
0.7795		19.80	20.00	153.00	71.30	101.00	**9011830198000**
0.7835		19.90	20.00	153.00	71.15	101.00	**9011830199000**
0.7874		20.00	20.00	153.00	71.00	101.00	**9011830200000**

5xD Ratio drills

Series no. **5511**

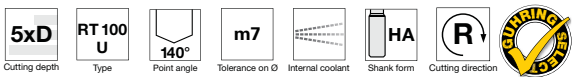

Tool material **Solid Carbide**

Surface **F**

P	Steel	●
M	Stainless steel	○
K	Cast iron	●
N	Aluminum	○
S	Titanium alloys	○
H	Hardened steel	○

●=Optimal
○=Limited

web thinning ≥ Ø 3.000 • facet point grinding • main cutting edge form straight • optimized cutting geometry

structural and case hardened steels • free-cutting steels, heat treatable steels • steels (alloyed/unalloyed) up to 1200 N/mm² • cast materials • bronze, brass • high-alloyed AlSi-alloys

$t_{max} = l_2-(1.5 \times d_1)$

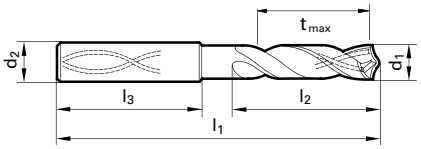

For L3 dimensions per DIN 6537, please see page 468
Speeds and feeds information on pg. 570

Diameter (d1) inch	wire/ltr	mm	d2 mm	l1 mm	t_{max} mm	l2 mm	EDP #
0.1181		3.00	6.00	66.00	23.50	28.00	**9055110030000**
0.1220		3.10	6.00	66.00	23.35	28.00	**9055110031000**
0.1248	1/8	3.18	6.00	66.00	23.23	28.00	**9055110031700**
0.1260		3.20	6.00	66.00	23.20	28.00	**9055110032000**
0.1280		3.25	6.00	66.00	23.13	28.00	**9055110032500**
0.1299		3.30	6.00	66.00	23.05	28.00	**9055110033000**
0.1339		3.40	6.00	66.00	22.90	28.00	**9055110034000**
0.1378		3.50	6.00	66.00	22.75	28.00	**9055110035000**
0.1406	9/64	#28 3.57	6.00	66.00	22.65	28.00	**9055110035700**
0.1417		3.60	6.00	66.00	22.60	28.00	**9055110036000**
0.1457		3.70	6.00	66.00	22.45	28.00	**9055110037000**
0.1496		#25 3.80	6.00	74.00	30.30	36.00	**9055110038000**
0.1535		3.90	6.00	74.00	30.15	36.00	**9055110039000**
0.1563	5/32	3.97	6.00	74.00	30.05	36.00	**9055110039700**
0.1575		4.00	6.00	74.00	30.00	36.00	**9055110040000**
0.1591		#21 4.04	6.00	74.00	29.94	36.00	**9055110040400**
0.1614		4.10	6.00	74.00	29.85	36.00	**9055110041000**
0.1654		4.20	6.00	74.00	29.70	36.00	**9055110042000**
0.1693		#18 4.30	6.00	74.00	29.55	36.00	**9055110043000**
0.1720	11/64	4.37	6.00	74.00	29.45	36.00	**9055110043700**
0.1732		4.40	6.00	74.00	29.40	36.00	**9055110044000**
0.1772		#16 4.50	6.00	74.00	29.25	36.00	**9055110045000**
0.1811		4.60	6.00	74.00	29.10	36.00	**9055110046000**
0.1831		4.65	6.00	74.00	29.03	36.00	**9055110046500**
0.1850		#13 4.70	6.00	74.00	28.95	36.00	**9055110047000**
0.1874	3/16	4.76	6.00	82.00	36.86	44.00	**9055110047600**
0.1890		#12 4.80	6.00	82.00	36.80	44.00	**9055110048000**
0.1929		4.90	6.00	82.00	36.65	44.00	**9055110049000**
0.1969		5.00	6.00	82.00	36.50	44.00	**9055110050000**
0.2008		5.10	6.00	82.00	36.35	44.00	**9055110051000**
0.2012		#7 5.11	6.00	82.00	36.34	44.00	**9055110051100**
0.2031	13/64	5.16	6.00	82.00	36.26	44.00	**9055110051600**
0.2047		5.20	6.00	82.00	36.20	44.00	**9055110052000**
0.2067		5.25	6.00	82.00	36.13	44.00	**9055110052500**
0.2087		5.30	6.00	82.00	36.05	44.00	**9055110053000**
0.2126		5.40	6.00	82.00	35.90	44.00	**9055110054000**
0.2130		#3 5.41	6.00	82.00	35.89	44.00	**9055110054100**
0.2165		5.50	6.00	82.00	35.75	44.00	**9055110055000**
0.2185		5.55	6.00	82.00	35.68	44.00	**9055110055500**
0.2189	7/32	5.56	6.00	82.00	35.66	44.00	**9055110055600**
0.2205		5.60	6.00	82.00	35.60	44.00	**9055110056000**
0.2244		5.70	6.00	82.00	35.45	44.00	**9055110057000**

Diameter (d1) inch	wire/ltr	mm	d2 mm	l1 mm	t_{max} mm	l2 mm	EDP #
0.2283		5.80	6.00	82.00	35.30	44.00	**9055110058000**
0.2323		5.90	6.00	82.00	35.15	44.00	**9055110059000**
0.2343	15/64	5.95	6.00	82.00	35.08	44.00	**9055110059500**
0.2362		6.00	6.00	82.00	35.00	44.00	**9055110060000**
0.2402		6.10	8.00	91.00	43.85	53.00	**9055110061000**
0.2441		6.20	8.00	91.00	43.70	53.00	**9055110062000**
0.2480		6.30	8.00	91.00	43.55	53.00	**9055110063000**
0.2500	1/4	E 6.35	8.00	91.00	43.48	53.00	**9055110063500**
0.2520		6.40	8.00	91.00	43.40	53.00	**9055110064000**
0.2559		6.50	8.00	91.00	43.25	53.00	**9055110065000**
0.2571		F 6.53	8.00	91.00	43.21	53.00	**9055110065300**
0.2598		6.60	8.00	91.00	43.10	53.00	**9055110066000**
0.2638		6.70	8.00	91.00	42.95	53.00	**9055110067000**
0.2657	17/64	H 6.75	8.00	91.00	42.88	53.00	**9055110067500**
0.2677		6.80	8.00	91.00	42.80	53.00	**9055110068000**
0.2717		I 6.90	8.00	91.00	42.65	53.00	**9055110069000**
0.2756		7.00	8.00	91.00	42.50	53.00	**9055110070000**
0.2795		7.10	8.00	91.00	42.35	53.00	**9055110071000**
0.2811	9/32	K 7.14	8.00	91.00	42.29	53.00	**9055110071400**
0.2835		7.20	8.00	91.00	42.20	53.00	**9055110072000**
0.2874		7.30	8.00	91.00	42.05	53.00	**9055110073000**
0.2913		7.40	8.00	91.00	41.90	53.00	**9055110074000**
0.2953		7.50	8.00	91.00	41.75	53.00	**9055110075000**
0.2969	19/64	7.54	8.00	91.00	41.69	53.00	**9055110075400**
0.2992		7.60	8.00	91.00	41.60	53.00	**9055110076000**
0.3031		7.70	8.00	91.00	41.45	53.00	**9055110077000**
0.3071		7.80	8.00	91.00	41.30	53.00	**9055110078000**
0.3110		7.90	8.00	91.00	41.15	53.00	**9055110079000**
0.3125	5/16	7.94	8.00	91.00	41.09	53.00	**9055110079400**
0.3150		8.00	8.00	91.00	41.00	53.00	**9055110080000**
0.3189		8.10	10.00	103.00	48.85	61.00	**9055110081000**
0.3228		P 8.20	10.00	103.00	48.70	61.00	**9055110082000**
0.3268		8.30	10.00	103.00	48.55	61.00	**9055110083000**
0.3280	21/64	8.33	10.00	103.00	48.51	61.00	**9055110083300**
0.3307		8.40	10.00	103.00	48.40	61.00	**9055110084000**
0.3346		8.50	10.00	103.00	48.25	61.00	**9055110085000**
0.3386		8.60	10.00	103.00	48.10	61.00	**9055110086000**
0.3425		8.70	10.00	103.00	47.95	61.00	**9055110087000**
0.3437	11/32	8.73	10.00	103.00	47.91	61.00	**9055110087300**
0.3465		8.80	10.00	103.00	47.80	61.00	**9055110088000**
0.3504		8.90	10.00	103.00	47.65	61.00	**9055110089000**
0.3543		9.00	10.00	103.00	47.50	61.00	**9055110090000**

5xD Ratio drills

Series no. **5511**

Diameter (d1) inch	wire/ltr	mm	d2 mm	l1 mm	t_{max} mm	l2 mm	EDP #
0.3583		9.10	10.00	103.00	47.35	61.00	**9055110091000**
0.3594	23/64	9.13	10.00	103.00	47.31	61.00	**9055110091300**
0.3622		9.20	10.00	103.00	47.20	61.00	**9055110092000**
0.3642		9.25	10.00	103.00	47.13	61.00	**9055110092500**
0.3661		9.30	10.00	103.00	47.05	61.00	**9055110093000**
0.3677	U	9.34	10.00	103.00	46.99	61.00	**9055110093400**
0.3701		9.40	10.00	103.00	46.90	61.00	**9055110094000**
0.3740		9.50	10.00	103.00	46.75	61.00	**9055110095000**
0.3750	3/8	9.52	10.00	103.00	46.72	61.00	**9055110095200**
0.3780		9.60	10.00	103.00	46.60	61.00	**9055110096000**
0.3819		9.70	10.00	103.00	46.45	61.00	**9055110097000**
0.3858	W	9.80	10.00	103.00	46.30	61.00	**9055110098000**
0.3898		9.90	10.00	103.00	46.15	61.00	**9055110099000**
0.3906	25/64	9.92	10.00	103.00	46.12	61.00	**9055110099200**
0.3937		10.00	10.00	103.00	46.00	61.00	**9055110100000**
0.3976		10.10	12.00	118.00	55.85	71.00	**9055110101000**
0.4016		10.20	12.00	118.00	55.70	71.00	**9055110102000**
0.4055		10.30	12.00	118.00	55.55	71.00	**9055110103000**
0.4063	13/32	10.32	12.00	118.00	55.52	71.00	**9055110103200**
0.4094		10.40	12.00	118.00	55.40	71.00	**9055110104000**
0.4134		10.50	12.00	118.00	55.25	71.00	**9055110105000**
0.4173		10.60	12.00	118.00	55.10	71.00	**9055110106000**
0.4213		10.70	12.00	118.00	54.95	71.00	**9055110107000**
0.4220	27/64	10.72	12.00	118.00	54.92	71.00	**9055110107200**
0.4252		10.80	12.00	118.00	54.80	71.00	**9055110108000**
0.4291		10.90	12.00	118.00	54.65	71.00	**9055110109000**
0.4331		11.00	12.00	118.00	54.50	71.00	**9055110110000**
0.4370		11.10	12.00	118.00	54.35	71.00	**9055110111000**
0.4374	7/16	11.11	12.00	118.00	54.34	71.00	**9055110111100**
0.4409		11.20	12.00	118.00	54.20	71.00	**9055110112000**
0.4449		11.30	12.00	118.00	54.05	71.00	**9055110113000**
0.4488		11.40	12.00	118.00	53.90	71.00	**9055110114000**
0.4528		11.50	12.00	118.00	53.75	71.00	**9055110115000**
0.4531	29/64	11.51	12.00	118.00	53.74	71.00	**9055110115100**
0.4567		11.60	12.00	118.00	53.60	71.00	**9055110116000**
0.4606		11.70	12.00	118.00	53.45	71.00	**9055110117000**
0.4646		11.80	12.00	118.00	53.30	71.00	**9055110118000**
0.4685		11.90	12.00	118.00	53.15	71.00	**9055110119000**
0.4689	15/32	11.91	12.00	118.00	53.14	71.00	**9055110119100**
0.4724		12.00	12.00	118.00	53.00	71.00	**9055110120000**
0.4764		12.10	14.00	124.00	58.85	77.00	**9055110121000**
0.4803		12.20	14.00	124.00	58.70	77.00	**9055110122000**
0.4843	31/64	12.30	14.00	124.00	58.55	77.00	**9055110123000**
0.4882		12.40	14.00	124.00	58.40	77.00	**9055110124000**
0.4921		12.50	14.00	124.00	58.25	77.00	**9055110125000**
0.4961		12.60	14.00	124.00	58.10	77.00	**9055110126000**
0.5000	1/2	12.70	14.00	124.00	57.95	77.00	**9055110127000**
0.5039		12.80	14.00	124.00	57.80	77.00	**9055110128000**
0.5079		12.90	14.00	124.00	57.65	77.00	**9055110129000**
0.5118		13.00	14.00	124.00	57.50	77.00	**9055110130000**
0.5157	33/64	13.10	14.00	124.00	57.35	77.00	**9055110131000**
0.5197		13.20	14.00	124.00	57.20	77.00	**9055110132000**
0.5236		13.30	14.00	124.00	57.05	77.00	**9055110133000**
0.5276		13.40	14.00	124.00	56.90	77.00	**9055110134000**
0.5311	17/32	13.49	14.00	124.00	56.77	77.00	**9055110134900**
0.5315		13.50	14.00	124.00	56.75	77.00	**9055110135000**
0.5354		13.60	14.00	124.00	56.60	77.00	**9055110136000**

Diameter (d1) inch	wire/ltr	mm	d2 mm	l1 mm	t_{max} mm	l2 mm	EDP #
0.5394		13.70	14.00	124.00	56.45	77.00	**9055110137000**
0.5433		13.80	14.00	124.00	56.30	77.00	**9055110138000**
0.5469	35/64	13.89	14.00	124.00	56.17	77.00	**9055110138900**
0.5472		13.90	14.00	124.00	56.15	77.00	**9055110139000**
0.5512		14.00	14.00	124.00	56.00	77.00	**9055110140000**
0.5551		14.10	16.00	133.00	61.85	83.00	**9055110141000**
0.5591		14.20	16.00	133.00	61.70	83.00	**9055110142000**
0.5626	9/16	14.29	16.00	133.00	61.57	83.00	**9055110142900**
0.5630		14.30	16.00	133.00	61.55	83.00	**9055110143000**
0.5669		14.40	16.00	133.00	61.40	83.00	**9055110144000**
0.5709		14.50	16.00	133.00	61.25	83.00	**9055110145000**
0.5748		14.60	16.00	133.00	61.10	83.00	**9055110146000**
0.5780	37/64	14.68	16.00	133.00	60.98	83.00	**9055110146800**
0.5787		14.70	16.00	133.00	60.95	83.00	**9055110147000**
0.5827		14.80	16.00	133.00	60.80	83.00	**9055110148000**
0.5866		14.90	16.00	133.00	60.65	83.00	**9055110149000**
0.5906		15.00	16.00	133.00	60.50	83.00	**9055110150000**
0.5937	19/32	15.08	16.00	133.00	60.38	83.00	**9055110150800**
0.5945		15.10	16.00	133.00	60.35	83.00	**9055110151000**
0.5984		15.20	16.00	133.00	60.20	83.00	**9055110152000**
0.6024		15.30	16.00	133.00	60.05	83.00	**9055110153000**
0.6063		15.40	16.00	133.00	59.90	83.00	**9055110154000**
0.6094	39/64	15.48	16.00	133.00	59.78	83.00	**9055110154800**
0.6102		15.50	16.00	133.00	59.75	83.00	**9055110155000**
0.6142		15.60	16.00	133.00	59.60	83.00	**9055110156000**
0.6181		15.70	16.00	133.00	59.45	83.00	**9055110157000**
0.6220		15.80	16.00	133.00	59.30	83.00	**9055110158000**
0.6250	5/8	15.87	16.00	133.00	59.20	83.00	**9055110158700**
0.6260		15.90	16.00	133.00	59.15	83.00	**9055110159000**
0.6299		16.00	16.00	133.00	59.00	83.00	**9055110160000**
0.6331		16.08	18.00	143.00	68.88	93.00	**9055110160800**
0.6406	41/64	16.27	18.00	143.00	68.60	93.00	**9055110162700**
0.6496		16.50	18.00	143.00	68.25	93.00	**9055110165000**
0.6563	21/32	16.67	18.00	143.00	68.00	93.00	**9055110166700**
0.6575		16.70	18.00	143.00	67.95	93.00	**9055110167000**
0.6654		16.90	18.00	143.00	67.65	93.00	**9055110169000**
0.6693		17.00	18.00	143.00	67.50	93.00	**9055110170000**
0.6720	43/64	17.07	18.00	143.00	67.40	93.00	**9055110170700**
0.6874	11/16	17.46	18.00	143.00	66.81	93.00	**9055110174600**
0.6890		17.50	18.00	143.00	66.75	93.00	**9055110175000**
0.6969		17.70	18.00	143.00	66.45	93.00	**9055110177000**
0.7031	45/64	17.86	18.00	143.00	66.21	93.00	**9055110178600**
0.7087		18.00	18.00	143.00	66.00	93.00	**9055110180000**
0.7283		18.50	20.00	153.00	73.25	101.00	**9055110185000**
0.7362		18.70	20.00	153.00	72.95	101.00	**9055110187000**
0.7441		18.90	20.00	153.00	72.65	101.00	**9055110189000**
0.7480		19.00	20.00	153.00	72.50	101.00	**9055110190000**
0.7500	3/4	19.05	20.00	153.00	72.43	101.00	**9055110190500**
0.7543		19.16	20.00	153.00	72.26	101.00	**9055110191600**
0.7579		19.25	20.00	153.00	72.13	101.00	**9055110192500**
0.7598		19.30	20.00	153.00	72.05	101.00	**9055110193000**
0.7657	49/64	19.45	20.00	153.00	71.83	101.00	**9055110194460**
0.7677		19.50	20.00	153.00	71.75	101.00	**9055110195000**
0.7756		19.70	20.00	153.00	71.45	101.00	**9055110197000**
0.7811	25/32	19.84	20.00	153.00	71.24	101.00	**9055110198400**
0.7874		20.00	20.00	153.00	71.00	101.00	**9055110200000**

5xD Ratio drills

Series no. **5611**

Tool material **Solid Carbide**

Surface **F**

5xD Cutting depth · RT 100 U Type · 140° Point angle · m7 Tolerance on Ø · Internal coolant · HE Shank form · R Cutting direction

P	Steel	●
M	Stainless steel	○
K	Cast iron	●
N	Aluminum	○
S	Titanium alloys	○
H	Hardened steel	○

●=Optimal
○=Limited

web thinning ≥ Ø 3.000 • facet point grinding • main cutting edge form straight • optimized cutting geometry

structural and case hardened steels • free-cutting steels, heat treatable steels • steels (alloyed/unalloyed) up to 1200 N/mm² • cast materials • bronze, brass • high-alloyed AlSi-alloys

$t_{max} = l_2-(1.5 \times d_1)$

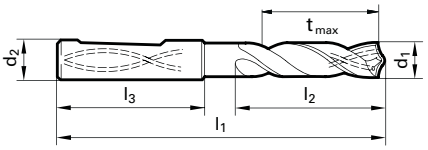

For L3 dimensions per DIN 6537, please see page 468
Speeds and feeds information on pg. 578

Diameter (d1) inch	wire/ltr	mm	d2 mm	l1 mm	t_{max} mm	l2 mm	EDP #
0.1181		3.00	6.00	66.00	23.50	28.00	9056110030000
0.1220		3.10	6.00	66.00	23.35	28.00	9056110031000
0.1248	1/8	3.17	6.00	66.00	23.25	28.00	9056110031700
0.1260		3.20	6.00	66.00	23.20	28.00	9056110032000
0.1280		3.25	6.00	66.00	23.13	28.00	9056110032500
0.1299		3.30	6.00	66.00	23.05	28.00	9056110033000
0.1339		3.40	6.00	66.00	22.90	28.00	9056110034000
0.1378		3.50	6.00	66.00	22.75	28.00	9056110035000
0.1406	9/64 #28	3.57	6.00	66.00	22.65	28.00	9056110035700
0.1417		3.60	6.00	66.00	22.60	28.00	9056110036000
0.1457		3.70	6.00	66.00	22.45	28.00	9056110037000
0.1496	#25	3.80	6.00	74.00	30.30	36.00	9056110038000
0.1535		3.90	6.00	74.00	30.15	36.00	9056110039000
0.1563	5/32	3.97	6.00	74.00	30.05	36.00	9056110039700
0.1575		4.00	6.00	74.00	30.00	36.00	9056110040000
0.1614		4.10	6.00	74.00	29.85	36.00	9056110041000
0.1654		4.20	6.00	74.00	29.70	36.00	9056110042000
0.1693	#18	4.30	6.00	74.00	29.55	36.00	9056110043000
0.1720	11/64	4.37	6.00	74.00	29.45	36.00	9056110043700
0.1732		4.40	6.00	74.00	29.40	36.00	9056110044000
0.1772	#16	4.50	6.00	74.00	29.25	36.00	9056110045000
0.1811		4.60	6.00	74.00	29.10	36.00	9056110046000
0.1831		4.65	6.00	74.00	29.03	36.00	9056110046500
0.1850	#13	4.70	6.00	74.00	28.95	36.00	9056110047000
0.1874	3/16	4.76	6.00	82.00	36.86	44.00	9056110047600
0.1890	#12	4.80	6.00	82.00	36.80	44.00	9056110048000
0.1929		4.90	6.00	82.00	36.65	44.00	9056110049000
0.1969		5.00	6.00	82.00	36.50	44.00	9056110050000
0.2008		5.10	6.00	82.00	36.35	44.00	9056110051000
0.2031	13/64	5.16	6.00	82.00	36.26	44.00	9056110051600
0.2047		5.20	6.00	82.00	36.20	44.00	9056110052000
0.2087		5.30	6.00	82.00	36.05	44.00	9056110053000
0.2126		5.40	6.00	82.00	35.90	44.00	9056110054000
0.2165		5.50	6.00	82.00	35.75	44.00	9056110055000
0.2185		5.55	6.00	82.00	35.68	44.00	9056110055500
0.2189	7/32	5.56	6.00	82.00	35.66	44.00	9056110055600
0.2205		5.60	6.00	82.00	35.60	44.00	9056110056000
0.2244		5.70	6.00	82.00	35.45	44.00	9056110057000
0.2283		5.80	6.00	82.00	35.30	44.00	9056110058000
0.2323		5.90	6.00	82.00	35.15	44.00	9056110059000
0.2343	15/64	5.95	6.00	82.00	35.08	44.00	9056110059500
0.2362		6.00	6.00	82.00	35.00	44.00	9056110060000

Diameter (d1) inch	wire/ltr	mm	d2 mm	l1 mm	t_{max} mm	l2 mm	EDP #
0.2402		6.10	8.00	91.00	43.85	53.00	9056110061000
0.2441		6.20	8.00	91.00	43.70	53.00	9056110062000
0.2480		6.30	8.00	91.00	43.55	53.00	9056110063000
0.2500	1/4 E	6.35	8.00	91.00	43.48	53.00	9056110063500
0.2520		6.40	8.00	91.00	43.40	53.00	9056110064000
0.2559		6.50	8.00	91.00	43.25	53.00	9056110065000
0.2598		6.60	8.00	91.00	43.10	53.00	9056110066000
0.2638		6.70	8.00	91.00	42.95	53.00	9056110067000
0.2657	17/64 H	6.75	8.00	91.00	42.88	53.00	9056110067500
0.2677		6.80	8.00	91.00	42.80	53.00	9056110068000
0.2717	I	6.90	8.00	91.00	42.65	53.00	9056110069000
0.2756		7.00	8.00	91.00	42.50	53.00	9056110070000
0.2795		7.10	8.00	91.00	42.35	53.00	9056110071000
0.2811	9/32 K	7.14	8.00	91.00	42.29	53.00	9056110071400
0.2835		7.20	8.00	91.00	42.20	53.00	9056110072000
0.2874		7.30	8.00	91.00	42.05	53.00	9056110073000
0.2913		7.40	8.00	91.00	41.90	53.00	9056110074000
0.2953		7.50	8.00	91.00	41.75	53.00	9056110075000
0.2969	19/64	7.54	8.00	91.00	41.69	53.00	9056110075400
0.2992		7.60	8.00	91.00	41.60	53.00	9056110076000
0.3031		7.70	8.00	91.00	41.45	53.00	9056110077000
0.3071		7.80	8.00	91.00	41.30	53.00	9056110078000
0.3110		7.90	8.00	91.00	41.15	53.00	9056110079000
0.3126	5/16	7.94	8.00	91.00	41.09	53.00	9056110079400
0.3150		8.00	8.00	91.00	41.00	53.00	9056110080000
0.3189		8.10	10.00	103.00	48.85	61.00	9056110081000
0.3228	P	8.20	10.00	103.00	48.70	61.00	9056110082000
0.3268		8.30	10.00	103.00	48.55	61.00	9056110083000
0.3280	21/64	8.33	10.00	103.00	48.51	61.00	9056110083300
0.3307		8.40	10.00	103.00	48.40	61.00	9056110084000
0.3346		8.50	10.00	103.00	48.25	61.00	9056110085000
0.3386		8.60	10.00	103.00	48.10	61.00	9056110086000
0.3425		8.70	10.00	103.00	47.95	61.00	9056110087000
0.3437	11/32	8.73	10.00	103.00	47.91	61.00	9056110087300
0.3465		8.80	10.00	103.00	47.80	61.00	9056110088000
0.3504		8.90	10.00	103.00	47.65	61.00	9056110089000
0.3543		9.00	10.00	103.00	47.50	61.00	9056110090000
0.3583		9.10	10.00	103.00	47.35	61.00	9056110091000
0.3594	23/64	9.13	10.00	103.00	47.31	61.00	9056110091300
0.3622		9.20	10.00	103.00	47.20	61.00	9056110092000
0.3642		9.25	10.00	103.00	47.13	61.00	9056110092500
0.3661		9.30	10.00	103.00	47.05	61.00	9056110093000

5xD Ratio drills

Series no. **5611**

Diameter (d1) inch	wire/ltr	mm	d2 mm	l1 mm	t_{max} mm	l2 mm	EDP #
0.3701		9.40	10.00	103.00	46.90	61.00	**9056110094000**
0.3740		9.50	10.00	103.00	46.75	61.00	**9056110095000**
0.3748	3/8	9.52	10.00	103.00	46.72	61.00	**9056110095200**
0.3780		9.60	10.00	103.00	46.60	61.00	**9056110096000**
0.3819		9.70	10.00	103.00	46.45	61.00	**9056110097000**
0.3858	W	9.80	10.00	103.00	46.30	61.00	**9056110098000**
0.3898		9.90	10.00	103.00	46.15	61.00	**9056110099000**
0.3906	25/64	9.92	10.00	103.00	46.12	61.00	**9056110099200**
0.3937		10.00	10.00	103.00	46.00	61.00	**9056110100000**
0.3976		10.10	12.00	118.00	55.85	71.00	**9056110101000**
0.4016		10.20	12.00	118.00	55.70	71.00	**9056110102000**
0.4055		10.30	12.00	118.00	55.55	71.00	**9056110103000**
0.4063	13/32	10.32	12.00	118.00	55.52	71.00	**9056110103200**
0.4094		10.40	12.00	118.00	55.40	71.00	**9056110104000**
0.4134		10.50	12.00	118.00	55.25	71.00	**9056110105000**
0.4173		10.60	12.00	118.00	55.10	71.00	**9056110106000**
0.4213		10.70	12.00	118.00	54.95	71.00	**9056110107000**
0.4252		10.80	12.00	118.00	54.80	71.00	**9056110108000**
0.4291		10.90	12.00	118.00	54.65	71.00	**9056110109000**
0.4331		11.00	12.00	118.00	54.50	71.00	**9056110110000**
0.4370		11.10	12.00	118.00	54.35	71.00	**9056110111000**
0.4374	7/16	11.11	12.00	118.00	54.34	71.00	**9056110111100**
0.4409		11.20	12.00	118.00	54.20	71.00	**9056110112000**
0.4449		11.30	12.00	118.00	54.05	71.00	**9056110113000**
0.4488		11.40	12.00	118.00	53.90	71.00	**9056110114000**
0.4528		11.50	12.00	118.00	53.75	71.00	**9056110115000**
0.4567		11.60	12.00	118.00	53.60	71.00	**9056110116000**
0.4606		11.70	12.00	118.00	53.45	71.00	**9056110117000**
0.4646		11.80	12.00	118.00	53.30	71.00	**9056110118000**
0.4685		11.90	12.00	118.00	53.15	71.00	**9056110119000**
0.4689	15/32	11.91	12.00	118.00	53.14	71.00	**9056110119100**
0.4724		12.00	12.00	118.00	53.00	71.00	**9056110120000**

Diameter (d1) inch	wire/ltr	mm	d2 mm	l1 mm	t_{max} mm	l2 mm	EDP #
0.4764		12.10	14.00	124.00	58.85	77.00	**9056110121000**
0.4803		12.20	14.00	124.00	58.70	77.00	**9056110122000**
0.4921		12.50	14.00	124.00	58.25	77.00	**9056110125000**
0.5000	1/2	12.70	14.00	124.00	57.95	77.00	**9056110127000**
0.5118		13.00	14.00	124.00	57.50	77.00	**9056110130000**
0.5315		13.50	14.00	124.00	56.75	77.00	**9056110135000**
0.5394		13.70	14.00	124.00	56.45	77.00	**9056110137000**
0.5512		14.00	14.00	124.00	56.00	77.00	**9056110140000**
0.5551		14.10	16.00	133.00	61.85	83.00	**9056110141000**
0.5591		14.20	16.00	133.00	61.70	83.00	**9056110142000**
0.5626	9/16	14.29	16.00	133.00	61.57	83.00	**9056110142900**
0.5709		14.50	16.00	133.00	61.25	83.00	**9056110145000**
0.5787		14.70	16.00	133.00	60.95	83.00	**9056110147000**
0.5906		15.00	16.00	133.00	60.50	83.00	**9056110150000**
0.5984		15.20	16.00	133.00	60.20	83.00	**9056110152000**
0.6102		15.50	16.00	133.00	59.75	83.00	**9056110155000**
0.6181		15.70	16.00	133.00	59.45	83.00	**9056110157000**
0.6299		16.00	16.00	133.00	59.00	83.00	**9056110160000**
0.6496		16.50	18.00	143.00	68.25	93.00	**9056110165000**
0.6575		16.70	18.00	143.00	67.95	93.00	**9056110167000**
0.6693		17.00	18.00	143.00	67.50	93.00	**9056110170000**
0.6890		17.50	18.00	143.00	66.75	93.00	**9056110175000**
0.6969		17.70	18.00	143.00	66.45	93.00	**9056110177000**
0.7087		18.00	18.00	143.00	66.00	93.00	**9056110180000**
0.7283		18.50	20.00	153.00	73.25	101.00	**9056110185000**
0.7362		18.70	20.00	153.00	72.95	101.00	**9056110187000**
0.7480		19.00	20.00	153.00	72.50	101.00	**9056110190000**
0.7500	3/4	19.05	20.00	153.00	72.43	101.00	**9056110190500**
0.7677		19.50	20.00	153.00	71.75	101.00	**9056110195000**
0.7756		19.70	20.00	153.00	71.45	101.00	**9056110197000**
0.7874		20.00	20.00	153.00	71.00	101.00	**9056110200000**

5xD Ratio drills

Series no. **5498**

5xD	RT 100 XF	DIN 6537 L	140°	m7		HA	R	NEW
Cutting depth	Type	Standard	Point angle	Tolerance on Ø	Internal coolant	Shank form	Cutting direction	

Tool material: **Solid Carbide**

Surface: **F**

P	Steel	★
M	Stainless steel	○
K	Cast iron	○
N	Aluminum	
S	Titanium alloys	○
H	Hardened steel	○

● = Optimal
○ = Limited

relieved cone • main cutting edge form concave • optimized cutting geometry • maximum performance • double margin

structural and case hardened steels • free-cutting steels, heat treatable steels • steels (alloyed/unalloyed) up to 1400 N/mm²

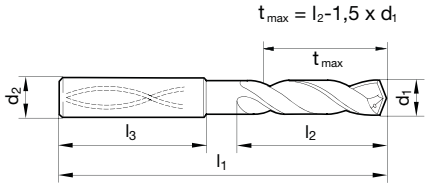

For L3 dimensions per DIN 6537, please see page 468
Speeds and feeds information on pg. 568

Diameter (d1) inch	wire/ltr	mm	d2 mm	l1 mm	t_{max} mm	l2 mm	EDP #
0.1181		3.00	6.00	66.00	23.50	28.00	9054980030000
0.1220		3.10	6.00	66.00	23.35	28.00	9054980031000
0.1248	1/8	3.17	6.00	66.00	23.25	28.00	9054980031700
0.1260		3.20	6.00	66.00	23.20	28.00	9054980032000
0.1280		3.25	6.00	66.00	23.13	28.00	9054980032500
0.1299		3.30	6.00	66.00	23.05	28.00	9054980033000
0.1339		3.40	6.00	66.00	22.90	28.00	9054980034000
0.1378		3.50	6.00	66.00	22.75	28.00	9054980035000
0.1406	9/64 #28	3.57	6.00	66.00	22.65	28.00	9054980035700
0.1417		3.60	6.00	66.00	22.60	28.00	9054980036000
0.1457		3.70	6.00	66.00	22.45	28.00	9054980037000
0.1496	#25	3.80	6.00	74.00	30.30	36.00	9054980038000
0.1535		3.90	6.00	74.00	30.15	36.00	9054980039000
0.1563	5/32	3.97	6.00	74.00	30.05	36.00	9054980039700
0.1575		4.00	6.00	74.00	30.00	36.00	9054980040000
0.1591	#21	4.04	6.00	74.00	29.94	36.00	9054980040400
0.1614		4.10	6.00	74.00	29.85	36.00	9054980041000
0.1654		4.20	6.00	74.00	29.70	36.00	9054980042000
0.1693	#18	4.30	6.00	74.00	29.55	36.00	9054980043000
0.1720	11/64	4.37	6.00	74.00	29.45	36.00	9054980043700
0.1732		4.40	6.00	74.00	29.40	36.00	9054980044000
0.1772	#16	4.50	6.00	74.00	29.25	36.00	9054980045000
0.1811		4.60	6.00	74.00	29.10	36.00	9054980046000
0.1831		4.65	6.00	74.00	29.03	36.00	9054980046500
0.1850	#13	4.70	6.00	74.00	28.95	36.00	9054980047000
0.1874	3/16	4.76	6.00	82.00	36.86	44.00	9054980047600
0.1890	#12	4.80	6.00	82.00	36.80	44.00	9054980048000
0.1929		4.90	6.00	82.00	36.65	44.00	9054980049000
0.1969		5.00	6.00	82.00	36.50	44.00	9054980050000
0.2008		5.10	6.00	82.00	36.35	44.00	9054980051000
0.2012	#7	5.11	6.00	82.00	36.34	44.00	9054980051100
0.2031	13/64	5.16	6.00	82.00	36.26	44.00	9054980051600
0.2047		5.20	6.00	82.00	36.20	44.00	9054980052000
0.2087		5.30	6.00	82.00	36.05	44.00	9054980053000
0.2126		5.40	6.00	82.00	35.90	44.00	9054980054000
0.2130	#3	5.41	6.00	82.00	35.89	44.00	9054980054100
0.2165		5.50	6.00	82.00	35.75	44.00	9054980055000
0.2185		5.55	6.00	82.00	35.68	44.00	9054980055500
0.2189	7/32	5.56	6.00	82.00	35.66	44.00	9054980055600
0.2205		5.60	6.00	82.00	35.60	44.00	9054980056000
0.2244		5.70	6.00	82.00	35.45	44.00	9054980057000
0.2283		5.80	6.00	82.00	35.30	44.00	9054980058000

Diameter (d1) inch	wire/ltr	mm	d2 mm	l1 mm	t_{max} mm	l2 mm	EDP #
0.2323		5.90	6.00	82.00	35.15	44.00	9054980059000
0.2343	15/64	5.95	6.00	82.00	35.08	44.00	9054980059500
0.2362		6.00	6.00	82.00	35.00	44.00	9054980060000
0.2402		6.10	8.00	91.00	43.85	53.00	9054980061000
0.2441		6.20	8.00	91.00	43.70	53.00	9054980062000
0.2480		6.30	8.00	91.00	43.55	53.00	9054980063000
0.2500	1/4 E	6.35	8.00	91.00	43.48	53.00	9054980063500
0.2520		6.40	8.00	91.00	43.40	53.00	9054980064000
0.2559		6.50	8.00	91.00	43.25	53.00	9054980065000
0.2571	F	6.53	8.00	91.00	43.21	53.00	9054980065300
0.2579		6.55	8.00	91.00	43.18	53.00	9054980065500
0.2598		6.60	8.00	91.00	43.10	53.00	9054980066000
0.2638		6.70	8.00	91.00	42.95	53.00	9054980067000
0.2657	17/64 H	6.75	8.00	91.00	42.88	53.00	9054980067500
0.2677		6.80	8.00	91.00	42.80	53.00	9054980068000
0.2717	I	6.90	8.00	91.00	42.65	53.00	9054980069000
0.2756		7.00	8.00	91.00	42.50	53.00	9054980070000
0.2795		7.10	8.00	91.00	42.35	53.00	9054980071000
0.2811	9/32 K	7.14	8.00	91.00	42.29	53.00	9054980071400
0.2835		7.20	8.00	91.00	42.20	53.00	9054980072000
0.2874		7.30	8.00	91.00	42.05	53.00	9054980073000
0.2913		7.40	8.00	91.00	41.90	53.00	9054980074000
0.2953		7.50	8.00	91.00	41.75	53.00	9054980075000
0.2969	19/64	7.54	8.00	91.00	41.69	53.00	9054980075400
0.2972		7.55	8.00	91.00	41.68	53.00	9054980075500
0.2992		7.60	8.00	91.00	41.60	53.00	9054980076000
0.3012		7.65	8.00	91.00	41.53	53.00	9054980076500
0.3031		7.70	8.00	91.00	41.45	53.00	9054980077000
0.3071		7.80	8.00	91.00	41.30	53.00	9054980078000
0.3110		7.90	8.00	91.00	41.15	53.00	9054980079000
0.3126	5/16	7.94	8.00	91.00	41.09	53.00	9054980079400
0.3150		8.00	8.00	91.00	41.00	53.00	9054980080000
0.3189		8.10	10.00	103.00	48.85	61.00	9054980081000
0.3228	P	8.20	10.00	103.00	48.70	61.00	9054980082000
0.3268		8.30	10.00	103.00	48.55	61.00	9054980083000
0.3280	21/64	8.33	10.00	103.00	48.51	61.00	9054980083300
0.3307		8.40	10.00	103.00	48.40	61.00	9054980084000
0.3346		8.50	10.00	103.00	48.25	61.00	9054980085000
0.3386		8.60	10.00	103.00	48.10	61.00	9054980086000
0.3425		8.70	10.00	103.00	47.95	61.00	9054980087000
0.3437	11/32	8.73	10.00	103.00	47.91	61.00	9054980087300
0.3465		8.80	10.00	103.00	47.80	61.00	9054980088000

5xD Ratio drills

Series no. **5498**

Diameter (d1) inch	wire/ltr	mm	d2 mm	l1 mm	t_{max} mm	l2 mm	EDP #
0.3504		8.90	10.00	103.00	47.65	61.00	**9054980089000**
0.3543		9.00	10.00	103.00	47.50	61.00	**9054980090000**
0.3583		9.10	10.00	103.00	47.35	61.00	**9054980091000**
0.3594	23/64	9.13	10.00	103.00	47.31	61.00	**9054980091300**
0.3622		9.20	10.00	103.00	47.20	61.00	**9054980092000**
0.3642		9.25	10.00	103.00	47.13	61.00	**9054980092500**
0.3661		9.30	10.00	103.00	47.05	61.00	**9054980093000**
0.3677	U	9.34	10.00	103.00	46.99	61.00	**9054980093400**
0.3701		9.40	10.00	103.00	46.90	61.00	**9054980094000**
0.3740		9.50	10.00	103.00	46.75	61.00	**9054980095000**
0.3748	3/8	9.52	10.00	103.00	46.72	61.00	**9054980095200**
0.3760		9.55	10.00	103.00	46.68	61.00	**9054980095500**
0.3780		9.60	10.00	103.00	46.60	61.00	**9054980096000**
0.3819		9.70	10.00	103.00	46.45	61.00	**9054980097000**
0.3858	W	9.80	10.00	103.00	46.30	61.00	**9054980098000**
0.3898		9.90	10.00	103.00	46.15	61.00	**9054980099000**
0.3906	25/64	9.92	10.00	103.00	46.12	61.00	**9054980099200**
0.3937		10.00	10.00	103.00	46.00	61.00	**9054980100000**
0.3976		10.10	12.00	118.00	55.85	71.00	**9054980101000**
0.4016		10.20	12.00	118.00	55.70	71.00	**9054980102000**
0.4055		10.30	12.00	118.00	55.55	71.00	**9054980103000**
0.4063	13/32	10.32	12.00	118.00	55.52	71.00	**9054980103200**
0.4094		10.40	12.00	118.00	55.40	71.00	**9054980104000**
0.4134		10.50	12.00	118.00	55.25	71.00	**9054980105000**
0.4173		10.60	12.00	118.00	55.10	71.00	**9054980106000**
0.4213		10.70	12.00	118.00	54.95	71.00	**9054980107000**
0.4220	27/64	10.72	12.00	118.00	54.92	71.00	**9054980107200**
0.4252		10.80	12.00	118.00	54.80	71.00	**9054980108000**
0.4291		10.90	12.00	118.00	54.65	71.00	**9054980109000**
0.4331		11.00	12.00	118.00	54.50	71.00	**9054980110000**
0.4370		11.10	12.00	118.00	54.35	71.00	**9054980111000**
0.4374	7/16	11.11	12.00	118.00	54.34	71.00	**9054980111100**
0.4409		11.20	12.00	118.00	54.20	71.00	**9054980112000**
0.4449		11.30	12.00	118.00	54.05	71.00	**9054980113000**
0.4488		11.40	12.00	118.00	53.90	71.00	**9054980114000**
0.4528		11.50	12.00	118.00	53.75	71.00	**9054980115000**
0.4531	29/64	11.51	12.00	118.00	53.74	71.00	**9054980115100**
0.4547		11.55	12.00	118.00	53.68	71.00	**9054980115500**
0.4567		11.60	12.00	118.00	53.60	71.00	**9054980116000**
0.4606		11.70	12.00	118.00	53.45	71.00	**9054980117000**
0.4646		11.80	12.00	118.00	53.30	71.00	**9054980118000**
0.4685		11.90	12.00	118.00	53.15	71.00	**9054980119000**
0.4689	15/32	11.91	12.00	118.00	53.14	71.00	**9054980119100**
0.4724		12.00	12.00	118.00	53.00	71.00	**9054980120000**
0.4764		12.10	14.00	124.00	58.85	77.00	**9054980121000**
0.4803		12.20	14.00	124.00	58.70	77.00	**9054980122000**
0.4843	31/64	12.30	14.00	124.00	58.55	77.00	**9054980123000**
0.4882		12.40	14.00	124.00	58.40	77.00	**9054980124000**
0.4921		12.50	14.00	124.00	58.25	77.00	**9054980125000**
0.4961		12.60	14.00	124.00	58.10	77.00	**9054980126000**
0.5000	1/2	12.70	14.00	124.00	57.95	77.00	**9054980127000**
0.5039		12.80	14.00	124.00	57.80	77.00	**9054980128000**
0.5079		12.90	14.00	124.00	57.65	77.00	**9054980129000**
0.5118		13.00	14.00	124.00	57.50	77.00	**9054980130000**
0.5157	33/64	13.10	14.00	124.00	57.35	77.00	**9054980131000**
0.5197		13.20	14.00	124.00	57.20	77.00	**9054980132000**
0.5236		13.30	14.00	124.00	57.05	77.00	**9054980133000**
0.5276		13.40	14.00	124.00	56.90	77.00	**9054980134000**
0.5311	17/32	13.49	14.00	124.00	56.77	77.00	**9054980134900**
0.5315		13.50	14.00	124.00	56.75	77.00	**9054980135000**
0.5354		13.60	14.00	124.00	56.60	77.00	**9054980136000**
0.5394		13.70	14.00	124.00	56.45	77.00	**9054980137000**
0.5433		13.80	14.00	124.00	56.30	77.00	**9054980138000**
0.5469	35/64	13.89	14.00	124.00	56.17	77.00	**9054980138900**
0.5472		13.90	14.00	124.00	56.15	77.00	**9054980139000**
0.5512		14.00	14.00	124.00	56.00	77.00	**9054980140000**
0.5551		14.10	16.00	133.00	61.85	83.00	**9054980141000**
0.5591		14.20	16.00	133.00	61.70	83.00	**9054980142000**
0.5626	9/16	14.29	16.00	133.00	61.57	83.00	**9054980142900**
0.5630		14.30	16.00	133.00	61.55	83.00	**9054980143000**
0.5669		14.40	16.00	133.00	61.40	83.00	**9054980144000**
0.5709		14.50	16.00	133.00	61.25	83.00	**9054980145000**
0.5748		14.60	16.00	133.00	61.10	83.00	**9054980146000**
0.5780	37/64	14.68	16.00	133.00	60.98	83.00	**9054980146800**
0.5787		14.70	16.00	133.00	60.95	83.00	**9054980147000**
0.5827		14.80	16.00	133.00	60.80	83.00	**9054980148000**
0.5866		14.90	16.00	133.00	60.65	83.00	**9054980149000**
0.5906		15.00	16.00	133.00	60.50	83.00	**9054980150000**
0.5937	19/32	15.08	16.00	133.00	60.38	83.00	**9054980150800**
0.5945		15.10	16.00	133.00	60.35	83.00	**9054980151000**
0.5984		15.20	16.00	133.00	60.20	83.00	**9054980152000**
0.6024		15.30	16.00	133.00	60.05	83.00	**9054980153000**
0.6063		15.40	16.00	133.00	59.90	83.00	**9054980154000**
0.6094	39/64	15.48	16.00	133.00	59.78	83.00	**9054980154800**
0.6102		15.50	16.00	133.00	59.75	83.00	**9054980155000**
0.6122		15.55	16.00	133.00	59.68	83.00	**9054980155500**
0.6142		15.60	16.00	133.00	59.60	83.00	**9054980156000**
0.6181		15.70	16.00	133.00	59.45	83.00	**9054980157000**
0.6220		15.80	16.00	133.00	59.30	83.00	**9054980158000**
0.6248	5/8	15.87	16.00	133.00	59.20	83.00	**9054980158700**
0.6260		15.90	16.00	133.00	59.15	83.00	**9054980159000**
0.6299		16.00	16.00	133.00	59.00	83.00	**9054980160000**
0.6406	41/64	16.27	18.00	143.00	68.60	93.00	**9054980162700**
0.6417		16.30	18.00	143.00	68.55	93.00	**9054980163000**
0.6496		16.50	18.00	143.00	68.25	93.00	**9054980165000**
0.6563	21/32	16.67	18.00	143.00	68.00	93.00	**9054980166700**
0.6575		16.70	18.00	143.00	67.95	93.00	**9054980167000**
0.6654		16.90	18.00	143.00	67.65	93.00	**9054980169000**
0.6693		17.00	18.00	143.00	67.50	93.00	**9054980170000**
0.6720	43/64	17.07	18.00	143.00	67.40	93.00	**9054980170700**
0.6874	11/16	17.46	18.00	143.00	66.81	93.00	**9054980174600**
0.6890		17.50	18.00	143.00	66.75	93.00	**9054980175000**
0.6909		17.55	18.00	143.00	66.68	93.00	**9054980175500**
0.6969		17.70	18.00	143.00	66.45	93.00	**9054980177000**
0.7031	45/64	17.86	18.00	143.00	66.21	93.00	**9054980178600**
0.7087		18.00	18.00	143.00	66.00	93.00	**9054980180000**
0.7189	23/32	18.26	20.00	153.00	73.61	101.00	**9054980182600**
0.7283		18.50	20.00	153.00	73.25	101.00	**9054980185000**
0.7362		18.70	20.00	153.00	72.95	101.00	**9054980187000**
0.7441		18.90	20.00	153.00	72.65	101.00	**9054980189000**
0.7480		19.00	20.00	153.00	72.50	101.00	**9054980190000**
0.7500	3/4	19.05	20.00	153.00	72.43	101.00	**9054980190500**
0.7579		19.25	20.00	153.00	72.13	101.00	**9054980192500**
0.7598		19.30	20.00	153.00	72.05	101.00	**9054980193000**
0.7657		19.45	20.00	153.00	71.83	101.00	**9054980194460**
0.7677		19.50	20.00	153.00	71.75	101.00	**9054980195000**
0.7697		19.55	20.00	153.00	71.68	101.00	**9054980195500**
0.7756		19.70	20.00	153.00	71.45	101.00	**9054980197000**
0.7795		19.80	20.00	153.00	71.30	101.00	**9054980198000**
0.7811	25/32	19.84	20.00	153.00	71.24	101.00	**9054980198400**
0.7874		20.00	20.00	153.00	71.00	101.00	**9054980200000**

5xD Ratio drills

Series no. **5768**

Tool material **Solid Carbide**

Surface

5xD Cutting depth · RT 100 Al Type · 140° Point angle · m7 Tolerance on Ø · Internal coolant · HA Shank form · R Cutting direction · NEW

P	Steel	
M	Stainless steel	
K	Cast iron	
N	Aluminum	★
S	Titanium alloys	
H	Hardened steel	

★ = 1st choice
● = Optimal
○ = Limited

relieved cone • main cutting edge is slightly concave • optimized cutting geometry • sharp cutting edges NEW

aluminum and Al-alloys • Al materials with high Si-content

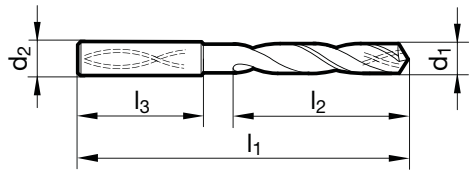

For L3 dimensions per DIN 6537, please see page 468
Speeds and feeds information on pg. 583

Diameter (d1) inch	wire/ltr	mm	d2 mm	l1 mm	t_{max} mm	l2 mm	EDP #
0.1181		3.00	6.00	66.00	23.50	28.00	**9057680030000**
0.1220		3.10	6.00	66.00	23.35	28.00	**9057680031000**
0.1248	1/8	3.17	6.00	66.00	23.25	28.00	**9057680031700**
0.1260		3.20	6.00	66.00	23.20	28.00	**9057680032000**
0.1280		3.25	6.00	66.00	23.13	28.00	**9057680032500**
0.1299		3.30	6.00	66.00	23.05	28.00	**9057680033000**
0.1339		3.40	6.00	66.00	22.90	28.00	**9057680034000**
0.1378		3.50	6.00	66.00	22.75	28.00	**9057680035000**
0.1406	9/64	3.57	6.00	66.00	22.65	28.00	**9057680035700**
0.1417		3.60	6.00	66.00	22.60	28.00	**9057680036000**
0.1457		3.70	6.00	66.00	22.45	28.00	**9057680037000**
0.1496		3.80	6.00	74.00	30.30	36.00	**9057680038000**
0.1535		3.90	6.00	74.00	30.15	36.00	**9057680039000**
0.1563	5/32	3.97	6.00	74.00	30.05	36.00	**9057680039700**
0.1575		4.00	6.00	74.00	30.00	36.00	**9057680040000**
0.1614		4.10	6.00	74.00	29.85	36.00	**9057680041000**
0.1654		4.20	6.00	74.00	29.70	36.00	**9057680042000**
0.1693		4.30	6.00	74.00	29.55	36.00	**9057680043000**
0.1720	11/64	4.37	6.00	74.00	29.45	36.00	**9057680043700**
0.1732		4.40	6.00	74.00	29.40	36.00	**9057680044000**
0.1772		4.50	6.00	74.00	29.25	36.00	**9057680045000**
0.1811		4.60	6.00	74.00	29.10	36.00	**9057680046000**
0.1831		4.65	6.00	74.00	29.03	36.00	**9057680046500**
0.1850		4.70	6.00	74.00	28.95	36.00	**9057680047000**
0.1874	3/16	4.76	6.00	82.00	36.86	44.00	**9057680047600**
0.1890		4.80	6.00	82.00	36.80	44.00	**9057680048000**
0.1929		4.90	6.00	82.00	36.65	44.00	**9057680049000**
0.1969		5.00	6.00	82.00	36.50	44.00	**9057680050000**
0.2008		5.10	6.00	82.00	36.35	44.00	**9057680051000**
0.2031	13/64	5.16	6.00	82.00	36.26	44.00	**9057680051600**
0.2047		5.20	6.00	82.00	36.20	44.00	**9057680052000**
0.2087		5.30	6.00	82.00	36.05	44.00	**9057680053000**
0.2126		5.40	6.00	82.00	35.90	44.00	**9057680054000**
0.2165		5.50	6.00	82.00	35.75	44.00	**9057680055000**
0.2185		5.55	6.00	82.00	35.68	44.00	**9057680055500**
0.2189	7/32	5.56	6.00	82.00	35.66	44.00	**9057680055600**
0.2205		5.60	6.00	82.00	35.60	44.00	**9057680056000**
0.2244		5.70	6.00	82.00	35.45	44.00	**9057680057000**
0.2283		5.80	6.00	82.00	35.30	44.00	**9057680058000**
0.2323		5.90	6.00	82.00	35.15	44.00	**9057680059000**
0.2343	15/64	5.95	6.00	82.00	35.08	44.00	**9057680059500**
0.2362		6.00	6.00	82.00	35.00	44.00	**9057680060000**

Diameter (d1) inch	wire/ltr		mm	d2 mm	l1 mm	t_{max} mm	l2 mm	EDP #
0.2402			6.10	8.00	91.00	43.85	53.00	**9057680061000**
0.2441			6.20	8.00	91.00	43.70	53.00	**9057680062000**
0.2480			6.30	8.00	91.00	43.55	53.00	**9057680063000**
0.2500	1/4	E	6.35	8.00	91.00	43.48	53.00	**9057680063500**
0.2520			6.40	8.00	91.00	43.40	53.00	**9057680064000**
0.2559			6.50	8.00	91.00	43.25	53.00	**9057680065000**
0.2598			6.60	8.00	91.00	43.10	53.00	**9057680066000**
0.2638			6.70	8.00	91.00	42.95	53.00	**9057680067000**
0.2657	17/64	H	6.75	8.00	91.00	42.88	53.00	**9057680067500**
0.2677			6.80	8.00	91.00	42.80	53.00	**9057680068000**
0.2717			6.90	8.00	91.00	42.65	53.00	**9057680069000**
0.2756			7.00	8.00	91.00	42.50	53.00	**9057680070000**
0.2795			7.10	8.00	91.00	42.35	53.00	**9057680071000**
0.2811	9/32	K	7.14	8.00	91.00	42.29	53.00	**9057680071400**
0.2835			7.20	8.00	91.00	42.20	53.00	**9057680072000**
0.2874			7.30	8.00	91.00	42.05	53.00	**9057680073000**
0.2913			7.40	8.00	91.00	41.90	53.00	**9057680074000**
0.2953			7.50	8.00	91.00	41.75	53.00	**9057680075000**
0.2969	19/64		7.54	8.00	91.00	41.69	53.00	**9057680075400**
0.2992			7.60	8.00	91.00	41.60	53.00	**9057680076000**
0.3031			7.70	8.00	91.00	41.45	53.00	**9057680077000**
0.3071			7.80	8.00	91.00	41.30	53.00	**9057680078000**
0.3110			7.90	8.00	91.00	41.15	53.00	**9057680079000**
0.3126	5/16		7.94	8.00	91.00	41.09	53.00	**9057680079400**
0.3150			8.00	8.00	91.00	41.00	53.00	**9057680080000**
0.3189			8.10	10.00	103.00	48.85	61.00	**9057680081000**
0.3228			8.20	10.00	103.00	48.70	61.00	**9057680082000**
0.3268			8.30	10.00	103.00	48.55	61.00	**9057680083000**
0.3280	21/64		8.33	10.00	103.00	48.51	61.00	**9057680083300**
0.3307			8.40	10.00	103.00	48.40	61.00	**9057680084000**
0.3346			8.50	10.00	103.00	48.25	61.00	**9057680085000**
0.3386			8.60	10.00	103.00	48.10	61.00	**9057680086000**
0.3425			8.70	10.00	103.00	47.95	61.00	**9057680087000**
0.3437	11/32		8.73	10.00	103.00	47.91	61.00	**9057680087300**
0.3465			8.80	10.00	103.00	47.80	61.00	**9057680088000**
0.3504			8.90	10.00	103.00	47.65	61.00	**9057680089000**
0.3543			9.00	10.00	103.00	47.50	61.00	**9057680090000**
0.3583			9.10	10.00	103.00	47.35	61.00	**9057680091000**
0.3594	23/64		9.13	10.00	103.00	47.31	61.00	**9057680091300**
0.3622			9.20	10.00	103.00	47.20	61.00	**9057680092000**
0.3642			9.25	10.00	103.00	47.13	61.00	**9057680092500**
0.3661			9.30	10.00	103.00	47.05	61.00	**9057680093000**

5xD Ratio drills

Series no. **5768**

Diameter (d1) inch	wire/ltr	mm	d2 mm	l1 mm	t_{max} mm	l2 mm	EDP #
0.3677		9.34	10.00	103.00	46.99	61.00	**9057680093400**
0.3701		9.40	10.00	103.00	46.90	61.00	**9057680094000**
0.3740		9.50	10.00	103.00	46.75	61.00	**9057680095000**
0.3748	3/8	9.52	10.00	103.00	46.72	61.00	**9057680095200**
0.3780		9.60	10.00	103.00	46.60	61.00	**9057680096000**
0.3819		9.70	10.00	103.00	46.45	61.00	**9057680097000**
0.3858		9.80	10.00	103.00	46.30	61.00	**9057680098000**
0.3898		9.90	10.00	103.00	46.15	61.00	**9057680099000**
0.3906	25/64	9.92	10.00	103.00	46.12	61.00	**9057680099200**
0.3937		10.00	10.00	103.00	46.00	61.00	**9057680100000**
0.3976		10.10	12.00	118.00	55.85	71.00	**9057680101000**
0.4016		10.20	12.00	118.00	55.70	71.00	**9057680102000**
0.4055		10.30	12.00	118.00	55.55	71.00	**9057680103000**
0.4063	13/32	10.32	12.00	118.00	55.52	71.00	**9057680103200**
0.4094		10.40	12.00	118.00	55.40	71.00	**9057680104000**
0.4134		10.50	12.00	118.00	55.25	71.00	**9057680105000**
0.4173		10.60	12.00	118.00	55.10	71.00	**9057680106000**
0.4213		10.70	12.00	118.00	54.95	71.00	**9057680107000**
0.4252		10.80	12.00	118.00	54.80	71.00	**9057680108000**
0.4291		10.90	12.00	118.00	54.65	71.00	**9057680109000**
0.4331		11.00	12.00	118.00	54.50	71.00	**9057680110000**
0.4370		11.10	12.00	118.00	54.35	71.00	**9057680111000**
0.4374	7/16	11.11	12.00	118.00	54.34	71.00	**9057680111100**
0.4409		11.20	12.00	118.00	54.20	71.00	**9057680112000**
0.4449		11.30	12.00	118.00	54.05	71.00	**9057680113000**
0.4488		11.40	12.00	118.00	53.90	71.00	**9057680114000**
0.4528		11.50	12.00	118.00	53.75	71.00	**9057680115000**
0.4567		11.60	12.00	118.00	53.60	71.00	**9057680116000**
0.4606		11.70	12.00	118.00	53.45	71.00	**9057680117000**
0.4646		11.80	12.00	118.00	53.30	71.00	**9057680118000**
0.4685		11.90	12.00	118.00	53.15	71.00	**9057680119000**
0.4689	15/32	11.91	12.00	118.00	53.14	71.00	**9057680119100**
0.4724		12.00	12.00	118.00	53.00	71.00	**9057680120000**
0.4764		12.10	14.00	124.00	58.85	77.00	**9057680121000**
0.4803		12.20	14.00	124.00	58.70	77.00	**9057680122000**
0.4921		12.50	14.00	124.00	58.25	77.00	**9057680125000**
0.4961		12.60	14.00	124.00	58.10	77.00	**9057680126000**
0.5000	1/2	12.70	14.00	124.00	57.95	77.00	**9057680127000**
0.5039		12.80	14.00	124.00	57.80	77.00	**9057680128000**

Diameter (d1) inch	wire/ltr	mm	d2 mm	l1 mm	t_{max} mm	l2 mm	EDP #
0.5079		12.90	14.00	124.00	57.65	77.00	**9057680129000**
0.5118		13.00	14.00	124.00	57.50	77.00	**9057680130000**
0.5157	33/64	13.10	14.00	124.00	57.35	77.00	**9057680131000**
0.5236		13.30	14.00	124.00	57.05	77.00	**9057680133000**
0.5276		13.40	14.00	124.00	56.90	77.00	**9057680134000**
0.5315		13.50	14.00	124.00	56.75	77.00	**9057680135000**
0.5394		13.70	14.00	124.00	56.45	77.00	**9057680137000**
0.5433		13.80	14.00	124.00	56.30	77.00	**9057680138000**
0.5512		14.00	14.00	124.00	56.00	77.00	**9057680140000**
0.5551		14.10	16.00	133.00	61.85	83.00	**9057680141000**
0.5591		14.20	16.00	133.00	61.70	83.00	**9057680142000**
0.5626	9/16	14.29	16.00	133.00	61.57	83.00	**9057680142900**
0.5630		14.30	16.00	133.00	61.55	83.00	**9057680143000**
0.5669		14.40	16.00	133.00	61.40	83.00	**9057680144000**
0.5709		14.50	16.00	133.00	61.25	83.00	**9057680145000**
0.5787		14.70	16.00	133.00	60.95	83.00	**9057680147000**
0.5827		14.80	16.00	133.00	60.80	83.00	**9057680148000**
0.5906		15.00	16.00	133.00	60.50	83.00	**9057680150000**
0.5945		15.10	16.00	133.00	60.35	83.00	**9057680151000**
0.5984		15.20	16.00	133.00	60.20	83.00	**9057680152000**
0.6024		15.30	16.00	133.00	60.05	83.00	**9057680153000**
0.6102		15.50	16.00	133.00	59.75	83.00	**9057680155000**
0.6181		15.70	16.00	133.00	59.45	83.00	**9057680157000**
0.6220		15.80	16.00	133.00	59.30	83.00	**9057680158000**
0.6299		16.00	16.00	133.00	59.00	83.00	**9057680160000**
0.6496		16.50	18.00	143.00	68.25	93.00	**9057680165000**
0.6575		16.70	18.00	143.00	67.95	93.00	**9057680167000**
0.6654		16.90	18.00	143.00	67.65	93.00	**9057680169000**
0.6693		17.00	18.00	143.00	67.50	93.00	**9057680170000**
0.6890		17.50	18.00	143.00	66.75	93.00	**9057680175000**
0.6969		17.70	18.00	143.00	66.45	93.00	**9057680177000**
0.7087		18.00	18.00	143.00	66.00	93.00	**9057680180000**
0.7283		18.50	20.00	153.00	73.25	101.00	**9057680185000**
0.7441		18.90	20.00	153.00	72.65	101.00	**9057680189000**
0.7480		19.00	20.00	153.00	72.50	101.00	**9057680190000**
0.7500	3/4	19.05	20.00	153.00	72.43	101.00	**9057680190500**
0.7598		19.30	20.00	153.00	72.05	101.00	**9057680193000**
0.7677		19.50	20.00	153.00	71.75	101.00	**9057680195000**
0.7874		20.00	20.00	153.00	71.00	101.00	**9057680200000**

5xD Ratio drills

Series no. **5744**

Tool material **Solid Carbide**

Surface **a**

5xD Cutting depth | RT 100 US Type | 140° Point angle | m7 Tolerance on Ø | Internal coolant | HA Shank form | R Cutting direction

P	Steel	
M	Stainless steel	●
K	Cast iron	
N	Aluminum	
S	Titanium alloys	●
H	Hardened steel	○

●=Optimal
○=Limited

web thinning ≥ Ø 3.000 • relieved cone • main cutting edge form concave • optimized cutting geometry

stainless/acid-/heat-resistant steels • alloyed and high tensile steels up to 1600 N/mm² • Inconel, Hastelloy, Monel • Titanium and Titanium alloys

$t_{max} = l_2-(1.5 \times d_1)$

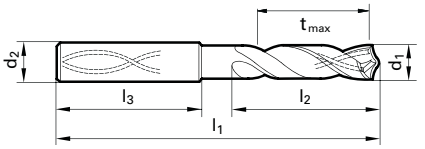

For L3 dimensions per DIN 6537, please see page 468
Speeds and feeds information on pg. 582

Diameter (d1) inch	wire/ltr	mm	d2 mm	l1 mm	t_{max} mm	l2 mm	EDP #
0.1181		3.00	6.00	66.00	23.50	28.00	**9057440030000**
0.1220		3.10	6.00	66.00	23.35	28.00	**9057440031000**
0.1248	1/8	3.17	6.00	66.00	23.25	28.00	**9057440031700**
0.1260		3.20	6.00	66.00	23.20	28.00	**9057440032000**
0.1280		3.25	6.00	66.00	23.13	28.00	**9057440032500**
0.1299		3.30	6.00	66.00	23.05	28.00	**9057440033000**
0.1339		3.40	6.00	66.00	22.90	28.00	**9057440034000**
0.1378		3.50	6.00	66.00	22.75	28.00	**9057440035000**
0.1406	9/64 #28	3.57	6.00	66.00	22.65	28.00	**9057440035700**
0.1417		3.60	6.00	66.00	22.60	28.00	**9057440036000**
0.1457		3.70	6.00	66.00	22.45	28.00	**9057440037000**
0.1496		3.80	6.00	74.00	30.30	36.00	**9057440038000**
0.1535		3.90	6.00	74.00	30.15	36.00	**9057440039000**
0.1563	5/32	3.97	6.00	74.00	30.05	36.00	**9057440039700**
0.1575		4.00	6.00	74.00	30.00	36.00	**9057440040000**
0.1614		4.10	6.00	74.00	29.85	36.00	**9057440041000**
0.1654		4.20	6.00	74.00	29.70	36.00	**9057440042000**
0.1693		4.30	6.00	74.00	29.55	36.00	**9057440043000**
0.1720	11/64	4.37	6.00	74.00	29.45	36.00	**9057440043700**
0.1732		4.40	6.00	74.00	29.40	36.00	**9057440044000**
0.1772		4.50	6.00	74.00	29.25	36.00	**9057440045000**
0.1811		4.60	6.00	74.00	29.10	36.00	**9057440046000**
0.1831		4.65	6.00	74.00	29.03	36.00	**9057440046500**
0.1850		4.70	6.00	74.00	28.95	36.00	**9057440047000**
0.1874	3/16	4.76	6.00	82.00	36.86	44.00	**9057440047600**
0.1890		4.80	6.00	82.00	36.80	44.00	**9057440048000**
0.1929		4.90	6.00	82.00	36.65	44.00	**9057440049000**
0.1969		5.00	6.00	82.00	36.50	44.00	**9057440050000**
0.2008		5.10	6.00	82.00	36.35	44.00	**9057440051000**
0.2031	13/64	5.16	6.00	82.00	36.26	44.00	**9057440051600**
0.2047		5.20	6.00	82.00	36.20	44.00	**9057440052000**
0.2087		5.30	6.00	82.00	36.05	44.00	**9057440053000**
0.2126		5.40	6.00	82.00	35.90	44.00	**9057440054000**
0.2165		5.50	6.00	82.00	35.75	44.00	**9057440055000**
0.2185		5.55	6.00	82.00	35.68	44.00	**9057440055500**
0.2189	7/32	5.56	6.00	82.00	35.66	44.00	**9057440055600**
0.2205		5.60	6.00	82.00	35.60	44.00	**9057440056000**
0.2244		5.70	6.00	82.00	35.45	44.00	**9057440057000**
0.2283		5.80	6.00	82.00	35.30	44.00	**9057440058000**
0.2323		5.90	6.00	82.00	35.15	44.00	**9057440059000**
0.2343	15/64	5.95	6.00	82.00	35.08	44.00	**9057440059500**
0.2362		6.00	6.00	82.00	35.00	44.00	**9057440060000**

Diameter (d1) inch	wire/ltr	mm	d2 mm	l1 mm	t_{max} mm	l2 mm	EDP #
0.2402		6.10	8.00	91.00	43.85	53.00	**9057440061000**
0.2441		6.20	8.00	91.00	43.70	53.00	**9057440062000**
0.2480		6.30	8.00	91.00	43.55	53.00	**9057440063000**
0.2500	1/4 E	6.35	8.00	91.00	43.48	53.00	**9057440063500**
0.2520		6.40	8.00	91.00	43.40	53.00	**9057440064000**
0.2559		6.50	8.00	91.00	43.25	53.00	**9057440065000**
0.2571	F	6.53	8.00	91.00	43.21	53.00	**9057440065300**
0.2598		6.60	8.00	91.00	43.10	53.00	**9057440066000**
0.2638		6.70	8.00	91.00	42.95	53.00	**9057440067000**
0.2657	17/64 H	6.75	8.00	91.00	42.88	53.00	**9057440067500**
0.2677		6.80	8.00	91.00	42.80	53.00	**9057440068000**
0.2717	I	6.90	8.00	91.00	42.65	53.00	**9057440069000**
0.2756		7.00	8.00	91.00	42.50	53.00	**9057440070000**
0.2795		7.10	8.00	91.00	42.35	53.00	**9057440071000**
0.2811	9/32 K	7.14	8.00	91.00	42.29	53.00	**9057440071400**
0.2835		7.20	8.00	91.00	42.20	53.00	**9057440072000**
0.2874		7.30	8.00	91.00	42.05	53.00	**9057440073000**
0.2913		7.40	8.00	91.00	41.90	53.00	**9057440074000**
0.2953		7.50	8.00	91.00	41.75	53.00	**9057440075000**
0.2969	19/64	7.54	8.00	91.00	41.69	53.00	**9057440075400**
0.2992		7.60	8.00	91.00	41.60	53.00	**9057440076000**
0.3031		7.70	8.00	91.00	41.45	53.00	**9057440077000**
0.3071		7.80	8.00	91.00	41.30	53.00	**9057440078000**
0.3110		7.90	8.00	91.00	41.15	53.00	**9057440079000**
0.3126	5/16	7.94	8.00	91.00	41.09	53.00	**9057440079400**
0.3150		8.00	8.00	91.00	41.00	53.00	**9057440080000**
0.3189		8.10	10.00	103.00	48.85	61.00	**9057440081000**
0.3228	P	8.20	10.00	103.00	48.70	61.00	**9057440082000**
0.3268		8.30	10.00	103.00	48.55	61.00	**9057440083000**
0.3280	21/64	8.33	10.00	103.00	48.51	61.00	**9057440083300**
0.3307		8.40	10.00	103.00	48.40	61.00	**9057440084000**
0.3346		8.50	10.00	103.00	48.25	61.00	**9057440085000**
0.3386		8.60	10.00	103.00	48.10	61.00	**9057440086000**
0.3425		8.70	10.00	103.00	47.95	61.00	**9057440087000**
0.3437	11/32	8.73	10.00	103.00	47.91	61.00	**9057440087300**
0.3465		8.80	10.00	103.00	47.80	61.00	**9057440088000**
0.3504		8.90	10.00	103.00	47.65	61.00	**9057440089000**
0.3543		9.00	10.00	103.00	47.50	61.00	**9057440090000**
0.3583		9.10	10.00	103.00	47.35	61.00	**9057440091000**
0.3594	23/64	9.13	10.00	103.00	47.31	61.00	**9057440091300**
0.3622		9.20	10.00	103.00	47.20	61.00	**9057440092000**
0.3642		9.25	10.00	103.00	47.13	61.00	**9057440092500**

5xD Ratio drills

Series no. **5744**

Diameter (d1) inch	wire/ltr	mm	d2 mm	l1 mm	t_{max} mm	l2 mm	EDP #
0.3661		9.30	10.00	103.00	47.05	61.00	**9057440093000**
0.3701		9.40	10.00	103.00	46.90	61.00	**9057440094000**
0.3740		9.50	10.00	103.00	46.75	61.00	**9057440095000**
0.3748	3/8	9.52	10.00	103.00	46.72	61.00	**9057440095200**
0.3780		9.60	10.00	103.00	46.60	61.00	**9057440096000**
0.3819		9.70	10.00	103.00	46.45	61.00	**9057440097000**
0.3858	W	9.80	10.00	103.00	46.30	61.00	**9057440098000**
0.3898		9.90	10.00	103.00	46.15	61.00	**9057440099000**
0.3906	25/64	9.92	10.00	103.00	46.12	61.00	**9057440099200**
0.3937		10.00	10.00	103.00	46.00	61.00	**9057440100000**
0.3976		10.10	12.00	118.00	55.85	71.00	**9057440101000**
0.4016		10.20	12.00	118.00	55.70	71.00	**9057440102000**
0.4055		10.30	12.00	118.00	55.55	71.00	**9057440103000**
0.4063	13/32	10.32	12.00	118.00	55.52	71.00	**9057440103200**
0.4094		10.40	12.00	118.00	55.40	71.00	**9057440104000**
0.4134		10.50	12.00	118.00	55.25	71.00	**9057440105000**
0.4173		10.60	12.00	118.00	55.10	71.00	**9057440106000**
0.4213		10.70	12.00	118.00	54.95	71.00	**9057440107000**
0.4220	27/64	10.72	12.00	118.00	54.92	71.00	**9057440107200**
0.4252		10.80	12.00	118.00	54.80	71.00	**9057440108000**
0.4291		10.90	12.00	118.00	54.65	71.00	**9057440109000**

Diameter (d1) inch	wire/ltr	mm	d2 mm	l1 mm	t_{max} mm	l2 mm	EDP #
0.4331		11.00	12.00	118.00	54.50	71.00	**9057440110000**
0.4370		11.10	12.00	118.00	54.35	71.00	**9057440111000**
0.4374	7/16	11.11	12.00	118.00	54.34	71.00	**9057440111100**
0.4409		11.20	12.00	118.00	54.20	71.00	**9057440112000**
0.4449		11.30	12.00	118.00	54.05	71.00	**9057440113000**
0.4488		11.40	12.00	118.00	53.90	71.00	**9057440114000**
0.4528		11.50	12.00	118.00	53.75	71.00	**9057440115000**
0.4567		11.60	12.00	118.00	53.60	71.00	**9057440116000**
0.4606		11.70	12.00	118.00	53.45	71.00	**9057440117000**
0.4646		11.80	12.00	118.00	53.30	71.00	**9057440118000**
0.4685		11.90	12.00	118.00	53.15	71.00	**9057440119000**
0.4689	15/32	11.91	12.00	118.00	53.14	71.00	**9057440119100**
0.4724		12.00	12.00	118.00	53.00	71.00	**9057440120000**
0.4764		12.10	14.00	124.00	58.85	77.00	**9057440121000**
0.4803		12.20	14.00	124.00	58.70	77.00	**9057440122000**
0.4843	31/64	12.30	14.00	124.00	58.55	77.00	**9057440123000**
0.4882		12.40	14.00	124.00	58.40	77.00	**9057440124000**
0.4921		12.50	14.00	124.00	58.25	77.00	**9057440125000**
0.4961		12.60	14.00	124.00	58.10	77.00	**9057440126000**
0.5000	1/2	12.70	14.00	124.00	57.95	77.00	**9057440127000**

5xD Ratio drills

Series no. **8511**

Tool material **Solid Carbide**

Surface **a**

5xD Cutting depth · RT 100 VA Type · 140° Point angle · m7 Tolerance on Ø · Internal coolant · HA Shank form · R Cutting direction

P	Steel	
M	Stainless steel	★
K	Cast iron	
N	Aluminum	
S	Titanium alloys	●
H	Hardened steel	

★ = 1st choice
● = Optimal
○ = Limited

web thinning ≥ Ø 3.000 • facet point grinding • main cutting edge form straight • optimized cutting geometry

stainless/acid-/heat-resistant steels • Titanium and Titanium alloys • Inconel, Hastelloy, Monel

$t_{max} = l_2-(1.5 \times d_1)$

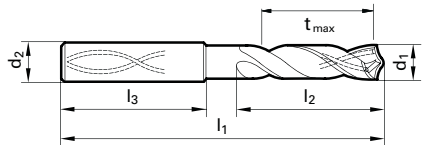

For L3 dimensions per DIN 6537, please see page 468
Speeds and feeds information on pg. 591

Diameter (d1) inch	wire/ltr	mm	d2 mm	l1 mm	t_{max} mm	l2 mm	EDP #
0.1181		3.00	6.00	66.00	23.50	28.00	9085110030000
0.1220		3.10	6.00	66.00	23.35	28.00	9085110031000
0.1248	1/8	3.17	6.00	66.00	23.25	28.00	9085110031700
0.1260		3.20	6.00	66.00	23.20	28.00	9085110032000
0.1280		3.25	6.00	66.00	23.13	28.00	9085110032500
0.1299		3.30	6.00	66.00	23.05	28.00	9085110033000
0.1339		3.40	6.00	66.00	22.90	28.00	9085110034000
0.1378		3.50	6.00	66.00	22.75	28.00	9085110035000
0.1406	9/64 #28	3.57	6.00	66.00	22.65	28.00	9085110035700
0.1417		3.60	6.00	66.00	22.60	28.00	9085110036000
0.1457		3.70	6.00	66.00	22.45	28.00	9085110037000
0.1496	#25	3.80	6.00	74.00	30.30	36.00	9085110038000
0.1535		3.90	6.00	74.00	30.15	36.00	9085110039000
0.1563	5/32	3.97	6.00	74.00	30.05	36.00	9085110039700
0.1575		4.00	6.00	74.00	30.00	36.00	9085110040000
0.1614		4.10	6.00	74.00	29.85	36.00	9085110041000
0.1654		4.20	6.00	74.00	29.70	36.00	9085110042000
0.1693	#18	4.30	6.00	74.00	29.55	36.00	9085110043000
0.1720	11/64	4.37	6.00	74.00	29.45	36.00	9085110043700
0.1732		4.40	6.00	74.00	29.40	36.00	9085110044000
0.1772	#16	4.50	6.00	74.00	29.25	36.00	9085110045000
0.1811		4.60	6.00	74.00	29.10	36.00	9085110046000
0.1831		4.65	6.00	74.00	29.03	36.00	9085110046500
0.1850	#13	4.70	6.00	74.00	28.95	36.00	9085110047000
0.1874	3/16	4.76	6.00	82.00	36.86	44.00	9085110047600
0.1890	#12	4.80	6.00	82.00	36.80	44.00	9085110048000
0.1929		4.90	6.00	82.00	36.65	44.00	9085110049000
0.1969		5.00	6.00	82.00	36.50	44.00	9085110050000
0.2008		5.10	6.00	82.00	36.35	44.00	9085110051000
0.2031	13/64	5.16	6.00	82.00	36.26	44.00	9085110051600
0.2047		5.20	6.00	82.00	36.20	44.00	9085110052000
0.2087		5.30	6.00	82.00	36.05	44.00	9085110053000
0.2126		5.40	6.00	82.00	35.90	44.00	9085110054000
0.2165		5.50	6.00	82.00	35.75	44.00	9085110055000
0.2185		5.55	6.00	82.00	35.68	44.00	9085110055500
0.2189	7/32	5.56	6.00	82.00	35.66	44.00	9085110055600
0.2205		5.60	6.00	82.00	35.60	44.00	9085110056000
0.2244		5.70	6.00	82.00	35.45	44.00	9085110057000
0.2283		5.80	6.00	82.00	35.30	44.00	9085110058000
0.2323		5.90	6.00	82.00	35.15	44.00	9085110059000
0.2343	15/64	5.95	6.00	82.00	35.08	44.00	9085110059500
0.2362		6.00	6.00	82.00	35.00	44.00	9085110060000

Diameter (d1) inch	wire/ltr	mm	d2 mm	l1 mm	t_{max} mm	l2 mm	EDP #
0.2402		6.10	8.00	91.00	43.85	53.00	9085110061000
0.2441		6.20	8.00	91.00	43.70	53.00	9085110062000
0.2480		6.30	8.00	91.00	43.55	53.00	9085110063000
0.2500	1/4 E	6.35	8.00	91.00	43.48	53.00	9085110063500
0.2520		6.40	8.00	91.00	43.40	53.00	9085110064000
0.2559		6.50	8.00	91.00	43.25	53.00	9085110065000
0.2598		6.60	8.00	91.00	43.10	53.00	9085110066000
0.2638		6.70	8.00	91.00	42.95	53.00	9085110067000
0.2657	17/64 H	6.75	8.00	91.00	42.88	53.00	9085110067500
0.2677		6.80	8.00	91.00	42.80	53.00	9085110068000
0.2717	I	6.90	8.00	91.00	42.65	53.00	9085110069000
0.2756		7.00	8.00	91.00	42.50	53.00	9085110070000
0.2795		7.10	8.00	91.00	42.35	53.00	9085110071000
0.2811	9/32 K	7.14	8.00	91.00	42.29	53.00	9085110071400
0.2835		7.20	8.00	91.00	42.20	53.00	9085110072000
0.2874		7.30	8.00	91.00	42.05	53.00	9085110073000
0.2913		7.40	8.00	91.00	41.90	53.00	9085110074000
0.2953		7.50	8.00	91.00	41.75	53.00	9085110075000
0.2969	19/64	7.54	8.00	91.00	41.69	53.00	9085110075400
0.2992		7.60	8.00	91.00	41.60	53.00	9085110076000
0.3031		7.70	8.00	91.00	41.45	53.00	9085110077000
0.3071		7.80	8.00	91.00	41.30	53.00	9085110078000
0.3110		7.90	8.00	91.00	41.15	53.00	9085110079000
0.3126	5/16	7.94	8.00	91.00	41.09	53.00	9085110079400
0.3150		8.00	8.00	91.00	41.00	53.00	9085110080000
0.3189		8.10	10.00	103.00	48.85	61.00	9085110081000
0.3228	P	8.20	10.00	103.00	48.70	61.00	9085110082000
0.3268		8.30	10.00	103.00	48.55	61.00	9085110083000
0.3280	21/64	8.33	10.00	103.00	48.51	61.00	9085110083300
0.3307		8.40	10.00	103.00	48.40	61.00	9085110084000
0.3346		8.50	10.00	103.00	48.25	61.00	9085110085000
0.3386		8.60	10.00	103.00	48.10	61.00	9085110086000
0.3425		8.70	10.00	103.00	47.95	61.00	9085110087000
0.3437	11/32	8.73	10.00	103.00	47.91	61.00	9085110087300
0.3465		8.80	10.00	103.00	47.80	61.00	9085110088000
0.3504		8.90	10.00	103.00	47.65	61.00	9085110089000
0.3543		9.00	10.00	103.00	47.50	61.00	9085110090000
0.3583		9.10	10.00	103.00	47.35	61.00	9085110091000
0.3594	23/64	9.13	10.00	103.00	47.31	61.00	9085110091300
0.3622		9.20	10.00	103.00	47.20	61.00	9085110092000
0.3642		9.25	10.00	103.00	47.13	61.00	9085110092500
0.3661		9.30	10.00	103.00	47.05	61.00	9085110093000

5xD Ratio drills

Series no. **8511**

Diameter (d1) inch	wire/ltr	mm	d2 mm	l1 mm	t_{max} mm	l2 mm	EDP #
0.3701		9.40	10.00	103.00	46.90	61.00	**9085110094000**
0.3740		9.50	10.00	103.00	46.75	61.00	**9085110095000**
0.3748	3/8	9.52	10.00	103.00	46.72	61.00	**9085110095200**
0.3780		9.60	10.00	103.00	46.60	61.00	**9085110096000**
0.3819		9.70	10.00	103.00	46.45	61.00	**9085110097000**
0.3858	W	9.80	10.00	103.00	46.30	61.00	**9085110098000**
0.3898		9.90	10.00	103.00	46.15	61.00	**9085110099000**
0.3906	25/64	9.92	10.00	103.00	46.12	61.00	**9085110099200**
0.3937		10.00	10.00	103.00	46.00	61.00	**9085110100000**
0.3976		10.10	12.00	118.00	55.85	71.00	**9085110101000**
0.4016		10.20	12.00	118.00	55.70	71.00	**9085110102000**
0.4055		10.30	12.00	118.00	55.55	71.00	**9085110103000**
0.4063	13/32	10.32	12.00	118.00	55.52	71.00	**9085110103200**
0.4094		10.40	12.00	118.00	55.40	71.00	**9085110104000**
0.4134		10.50	12.00	118.00	55.25	71.00	**9085110105000**
0.4173		10.60	12.00	118.00	55.10	71.00	**9085110106000**
0.4213		10.70	12.00	118.00	54.95	71.00	**9085110107000**
0.4252		10.80	12.00	118.00	54.80	71.00	**9085110108000**
0.4291		10.90	12.00	118.00	54.65	71.00	**9085110109000**
0.4331		11.00	12.00	118.00	54.50	71.00	**9085110110000**
0.4370		11.10	12.00	118.00	54.35	71.00	**9085110111000**
0.4374	7/16	11.11	12.00	118.00	54.34	71.00	**9085110111100**
0.4409		11.20	12.00	118.00	54.20	71.00	**9085110112000**
0.4449		11.30	12.00	118.00	54.05	71.00	**9085110113000**
0.4488		11.40	12.00	118.00	53.90	71.00	**9085110114000**
0.4528		11.50	12.00	118.00	53.75	71.00	**9085110115000**
0.4567		11.60	12.00	118.00	53.60	71.00	**9085110116000**
0.4606		11.70	12.00	118.00	53.45	71.00	**9085110117000**
0.4646		11.80	12.00	118.00	53.30	71.00	**9085110118000**
0.4685		11.90	12.00	118.00	53.15	71.00	**9085110119000**
0.4689	15/32	11.91	12.00	118.00	53.14	71.00	**9085110119100**
0.4724		12.00	12.00	118.00	53.00	71.00	**9085110120000**
0.4803		12.20	14.00	124.00	58.70	77.00	**9085110122000**

Diameter (d1) inch	wire/ltr	mm	d2 mm	l1 mm	t_{max} mm	l2 mm	EDP #
0.4921		12.50	14.00	124.00	58.25	77.00	**9085110125000**
0.5000	1/2	12.70	14.00	124.00	57.95	77.00	**9085110127000**
0.5039		12.80	14.00	124.00	57.80	77.00	**9085110128000**
0.5118		13.00	14.00	124.00	57.50	77.00	**9085110130000**
0.5236		13.30	14.00	124.00	57.05	77.00	**9085110133000**
0.5315		13.50	14.00	124.00	56.75	77.00	**9085110135000**
0.5394		13.70	14.00	124.00	56.45	77.00	**9085110137000**
0.5512		14.00	14.00	124.00	56.00	77.00	**9085110140000**
0.5591		14.20	16.00	133.00	61.70	83.00	**9085110142000**
0.5626	9/16	14.29	16.00	133.00	61.57	83.00	**9085110142900**
0.5630		14.30	16.00	133.00	61.55	83.00	**9085110143000**
0.5709		14.50	16.00	133.00	61.25	83.00	**9085110145000**
0.5787		14.70	16.00	133.00	60.95	83.00	**9085110147000**
0.5906		15.00	16.00	133.00	60.50	83.00	**9085110150000**
0.5984		15.20	16.00	133.00	60.20	83.00	**9085110152000**
0.6024		15.30	16.00	133.00	60.05	83.00	**9085110153000**
0.6102		15.50	16.00	133.00	59.75	83.00	**9085110155000**
0.6181		15.70	16.00	133.00	59.45	83.00	**9085110157000**
0.6299		16.00	16.00	133.00	59.00	83.00	**9085110160000**
0.6417		16.30	18.00	143.00	68.55	93.00	**9085110163000**
0.6496		16.50	18.00	143.00	68.25	93.00	**9085110165000**
0.6654		16.90	18.00	143.00	67.65	93.00	**9085110169000**
0.6693		17.00	18.00	143.00	67.50	93.00	**9085110170000**
0.6811		17.30	18.00	143.00	67.05	93.00	**9085110173000**
0.6890		17.50	18.00	143.00	66.75	93.00	**9085110175000**
0.7087		18.00	18.00	143.00	66.00	93.00	**9085110180000**
0.7283		18.50	20.00	153.00	73.25	101.00	**9085110185000**
0.7441		18.90	20.00	153.00	72.65	101.00	**9085110189000**
0.7480		19.00	20.00	153.00	72.50	101.00	**9085110190000**
0.7500	3/4	19.05	20.00	153.00	72.43	101.00	**9085110190500**
0.7598		19.30	20.00	153.00	72.05	101.00	**9085110193000**
0.7677		19.50	20.00	153.00	71.75	101.00	**9085110195000**
0.7874		20.00	20.00	153.00	71.00	101.00	**9085110200000**

5xD Ratio drills

Series no. **8521**

Tool material **Solid Carbide**

Surface (Y)

5xD	RT 100 HF	140°	m7		HA	R
Cutting depth	Type	Point angle	Tolerance on Ø	Internal coolant	Shank form	Cutting direction

P	Steel	●
M	Stainless steel	
K	Cast iron	
N	Aluminum	
S	Titanium alloys	★
H	Hardened steel	○

★ = 1st choice
● = Optimal
○ = Limited

web thinning ≥ Ø 3.000 • relieved cone • main cutting edge is slightly concave • optimized cutting geometry • double margin

alloyed and high tensile steels up to 1600 N/mm² • Inconel, Hastelloy, Monel • Titanium and Titanium alloys

$t_{max} = l_2-(1.5 \times d_1)$

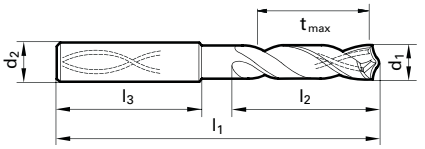

For L3 dimensions per DIN 6537, please see page 468
Speeds and feeds information on pg. 592

Diameter (d1) inch	wire/ltr	mm	d2 mm	l1 mm	t_{max} mm	l2 mm	EDP #
0.1181		3.00	6.00	66.00	23.50	28.00	9085210030000
0.1220		3.10	6.00	66.00	23.35	28.00	9085210031000
0.1248	1/8	3.17	6.00	66.00	23.25	28.00	9085210031700
0.1260		3.20	6.00	66.00	23.20	28.00	9085210032000
0.1280		3.25	6.00	66.00	23.13	28.00	9085210032500
0.1299		3.30	6.00	66.00	23.05	28.00	9085210033000
0.1339		3.40	6.00	66.00	22.90	28.00	9085210034000
0.1378		3.50	6.00	66.00	22.75	28.00	9085210035000
0.1406	9/64 #28	3.57	6.00	66.00	22.65	28.00	9085210035700
0.1417		3.60	6.00	66.00	22.60	28.00	9085210036000
0.1457		3.70	6.00	66.00	22.45	28.00	9085210037000
0.1496	#25	3.80	6.00	74.00	30.30	36.00	9085210038000
0.1535		3.90	6.00	74.00	30.15	36.00	9085210039000
0.1563	5/32	3.97	6.00	74.00	30.05	36.00	9085210039700
0.1575		4.00	6.00	74.00	30.00	36.00	9085210040000
0.1614		4.10	6.00	74.00	29.85	36.00	9085210041000
0.1654		4.20	6.00	74.00	29.70	36.00	9085210042000
0.1693	#18	4.30	6.00	74.00	29.55	36.00	9085210043000
0.1720	11/64	4.37	6.00	74.00	29.45	36.00	9085210043700
0.1732		4.40	6.00	74.00	29.40	36.00	9085210044000
0.1772	#16	4.50	6.00	74.00	29.25	36.00	9085210045000
0.1811		4.60	6.00	74.00	29.10	36.00	9085210046000
0.1831		4.65	6.00	74.00	29.03	36.00	9085210046500
0.1850	#13	4.70	6.00	74.00	28.95	36.00	9085210047000
0.1874	3/16	4.76	6.00	82.00	36.86	44.00	9085210047600
0.1890	#12	4.80	6.00	82.00	36.80	44.00	9085210048000
0.1929		4.90	6.00	82.00	36.65	44.00	9085210049000
0.1969		5.00	6.00	82.00	36.50	44.00	9085210050000
0.2008		5.10	6.00	82.00	36.35	44.00	9085210051000
0.2031	13/64	5.16	6.00	82.00	36.26	44.00	9085210051600
0.2047		5.20	6.00	82.00	36.20	44.00	9085210052000
0.2087		5.30	6.00	82.00	36.05	44.00	9085210053000
0.2126		5.40	6.00	82.00	35.90	44.00	9085210054000
0.2165		5.50	6.00	82.00	35.75	44.00	9085210055000
0.2185		5.55	6.00	82.00	35.68	44.00	9085210055500
0.2189	7/32	5.56	6.00	82.00	35.66	44.00	9085210055600
0.2205		5.60	6.00	82.00	35.60	44.00	9085210056000
0.2244		5.70	6.00	82.00	35.45	44.00	9085210057000
0.2283		5.80	6.00	82.00	35.30	44.00	9085210058000
0.2323		5.90	6.00	82.00	35.15	44.00	9085210059000
0.2343	15/64	5.95	6.00	82.00	35.08	44.00	9085210059500
0.2362		6.00	6.00	82.00	35.00	44.00	9085210060000

Diameter (d1) inch	wire/ltr	mm	d2 mm	l1 mm	t_{max} mm	l2 mm	EDP #
0.2402		6.10	8.00	91.00	43.85	53.00	9085210061000
0.2441		6.20	8.00	91.00	43.70	53.00	9085210062000
0.2480		6.30	8.00	91.00	43.55	53.00	9085210063000
0.2500	1/4 E	6.35	8.00	91.00	43.48	53.00	9085210063500
0.2520		6.40	8.00	91.00	43.40	53.00	9085210064000
0.2559		6.50	8.00	91.00	43.25	53.00	9085210065000
0.2598		6.60	8.00	91.00	43.10	53.00	9085210066000
0.2638		6.70	8.00	91.00	42.95	53.00	9085210067000
0.2657	17/64 H	6.75	8.00	91.00	42.88	53.00	9085210067500
0.2677		6.80	8.00	91.00	42.80	53.00	9085210068000
0.2717	I	6.90	8.00	91.00	42.65	53.00	9085210069000
0.2756		7.00	8.00	91.00	42.50	53.00	9085210070000
0.2795		7.10	8.00	91.00	42.35	53.00	9085210071000
0.2811	9/32 K	7.14	8.00	91.00	42.29	53.00	9085210071400
0.2835		7.20	8.00	91.00	42.20	53.00	9085210072000
0.2874		7.30	8.00	91.00	42.05	53.00	9085210073000
0.2913		7.40	8.00	91.00	41.90	53.00	9085210074000
0.2953		7.50	8.00	91.00	41.75	53.00	9085210075000
0.2969	19/64	7.54	8.00	91.00	41.69	53.00	9085210075400
0.2992		7.60	8.00	91.00	41.60	53.00	9085210076000
0.3031		7.70	8.00	91.00	41.45	53.00	9085210077000
0.3071		7.80	8.00	91.00	41.30	53.00	9085210078000
0.3110		7.90	8.00	91.00	41.15	53.00	9085210079000
0.3126	5/16	7.94	8.00	91.00	41.09	53.00	9085210079400
0.3150		8.00	8.00	91.00	41.00	53.00	9085210080000
0.3189		8.10	10.00	103.00	48.85	61.00	9085210081000
0.3228	P	8.20	10.00	103.00	48.70	61.00	9085210082000
0.3268		8.30	10.00	103.00	48.55	61.00	9085210083000
0.3280	21/64	8.33	10.00	103.00	48.51	61.00	9085210083300
0.3307		8.40	10.00	103.00	48.40	61.00	9085210084000
0.3346		8.50	10.00	103.00	48.25	61.00	9085210085000
0.3386		8.60	10.00	103.00	48.10	61.00	9085210086000
0.3425		8.70	10.00	103.00	47.95	61.00	9085210087000
0.3437	11/32	8.73	10.00	103.00	47.91	61.00	9085210087300
0.3465		8.80	10.00	103.00	47.80	61.00	9085210088000
0.3504		8.90	10.00	103.00	47.65	61.00	9085210089000
0.3543		9.00	10.00	103.00	47.50	61.00	9085210090000
0.3583		9.10	10.00	103.00	47.35	61.00	9085210091000
0.3594	23/64	9.13	10.00	103.00	47.31	61.00	9085210091300
0.3622		9.20	10.00	103.00	47.20	61.00	9085210092000
0.3642		9.25	10.00	103.00	47.13	61.00	9085210092500
0.3661		9.30	10.00	103.00	47.05	61.00	9085210093000

5xD Ratio drills

Series no. **8521**

Diameter (d1) inch	wire/ltr	mm	d2 mm	l1 mm	t_{max} mm	l2 mm	EDP #
0.3701		9.40	10.00	103.00	46.90	61.00	**9085210094000**
0.3740		9.50	10.00	103.00	46.75	61.00	**9085210095000**
0.3748	3/8	9.52	10.00	103.00	46.72	61.00	**9085210095200**
0.3780		9.60	10.00	103.00	46.60	61.00	**9085210096000**
0.3819		9.70	10.00	103.00	46.45	61.00	**9085210097000**
0.3858	W	9.80	10.00	103.00	46.30	61.00	**9085210098000**
0.3898		9.90	10.00	103.00	46.15	61.00	**9085210099000**
0.3906	25/64	9.92	10.00	103.00	46.12	61.00	**9085210099200**
0.3937		10.00	10.00	103.00	46.00	61.00	**9085210100000**
0.3976		10.10	12.00	118.00	55.85	71.00	**9085210101000**
0.4016		10.20	12.00	118.00	55.70	71.00	**9085210102000**
0.4055		10.30	12.00	118.00	55.55	71.00	**9085210103000**
0.4063	13/32	10.32	12.00	118.00	55.52	71.00	**9085210103200**
0.4094		10.40	12.00	118.00	55.40	71.00	**9085210104000**
0.4134		10.50	12.00	118.00	55.25	71.00	**9085210105000**
0.4173		10.60	12.00	118.00	55.10	71.00	**9085210106000**
0.4213		10.70	12.00	118.00	54.95	71.00	**9085210107000**
0.4220	27/64	10.72	12.00	118.00	54.92	71.00	**9085210107200**
0.4252		10.80	12.00	118.00	54.80	71.00	**9085210108000**
0.4291		10.90	12.00	118.00	54.65	71.00	**9085210109000**
0.4331		11.00	12.00	118.00	54.50	71.00	**9085210110000**
0.4370		11.10	12.00	118.00	54.35	71.00	**9085210111000**
0.4374	7/16	11.11	12.00	118.00	54.34	71.00	**9085210111100**
0.4409		11.20	12.00	118.00	54.20	71.00	**9085210112000**
0.4449		11.30	12.00	118.00	54.05	71.00	**9085210113000**
0.4488		11.40	12.00	118.00	53.90	71.00	**9085210114000**
0.4528		11.50	12.00	118.00	53.75	71.00	**9085210115000**
0.4531	29/64	11.51	12.00	118.00	53.74	71.00	**9085210115100**
0.4567		11.60	12.00	118.00	53.60	71.00	**9085210116000**
0.4606		11.70	12.00	118.00	53.45	71.00	**9085210117000**
0.4646		11.80	12.00	118.00	53.30	71.00	**9085210118000**
0.4685		11.90	12.00	118.00	53.15	71.00	**9085210119000**
0.4689	15/32	11.91	12.00	118.00	53.14	71.00	**9085210119100**
0.4724		12.00	12.00	118.00	53.00	71.00	**9085210120000**
0.4803		12.20	14.00	124.00	58.70	77.00	**9085210122000**
0.4843	31/64	12.30	14.00	124.00	58.55	77.00	**9085210123000**

Diameter (d1) inch	wire/ltr	mm	d2 mm	l1 mm	t_{max} mm	l2 mm	EDP #
0.4921		12.50	14.00	124.00	58.25	77.00	**9085210125000**
0.5000	1/2	12.70	14.00	124.00	57.95	77.00	**9085210127000**
0.5039		12.80	14.00	124.00	57.80	77.00	**9085210128000**
0.5118		13.00	14.00	124.00	57.50	77.00	**9085210130000**
0.5236		13.30	14.00	124.00	57.05	77.00	**9085210133000**
0.5311	17/32	13.49	14.00	124.00	56.77	77.00	**9085210134900**
0.5315		13.50	14.00	124.00	56.75	77.00	**9085210135000**
0.5394		13.70	14.00	124.00	56.45	77.00	**9085210137000**
0.5512		14.00	14.00	124.00	56.00	77.00	**9085210140000**
0.5591		14.20	16.00	133.00	61.70	83.00	**9085210142000**
0.5626	9/16	14.29	16.00	133.00	61.57	83.00	**9085210142900**
0.5630		14.30	16.00	133.00	61.55	83.00	**9085210143000**
0.5709		14.50	16.00	133.00	61.25	83.00	**9085210145000**
0.5787		14.70	16.00	133.00	60.95	83.00	**9085210147000**
0.5906		15.00	16.00	133.00	60.50	83.00	**9085210150000**
0.5984		15.20	16.00	133.00	60.20	83.00	**9085210152000**
0.6024		15.30	16.00	133.00	60.05	83.00	**9085210153000**
0.6102		15.50	16.00	133.00	59.75	83.00	**9085210155000**
0.6181		15.70	16.00	133.00	59.45	83.00	**9085210157000**
0.6248	5/8	15.87	16.00	133.00	59.20	83.00	**9085210158700**
0.6299		16.00	16.00	133.00	59.00	83.00	**9085210160000**
0.6417		16.30	18.00	143.00	68.55	93.00	**9085210163000**
0.6496		16.50	18.00	143.00	68.25	93.00	**9085210165000**
0.6654		16.90	18.00	143.00	67.65	93.00	**9085210169000**
0.6693		17.00	18.00	143.00	67.50	93.00	**9085210170000**
0.6811		17.30	18.00	143.00	67.05	93.00	**9085210173000**
0.6890		17.50	18.00	143.00	66.75	93.00	**9085210175000**
0.7087		18.00	18.00	143.00	66.00	93.00	**9085210180000**
0.7283		18.50	20.00	153.00	73.25	101.00	**9085210185000**
0.7441		18.90	20.00	153.00	72.65	101.00	**9085210189000**
0.7480		19.00	20.00	153.00	72.50	101.00	**9085210190000**
0.7500	3/4	19.05	20.00	153.00	72.43	101.00	**9085210190500**
0.7598		19.30	20.00	153.00	72.05	101.00	**9085210193000**
0.7677		19.50	20.00	153.00	71.75	101.00	**9085210195000**
0.7874		20.00	20.00	153.00	71.00	101.00	**9085210200000**

5xD Ratio drills

Series no. **6501**

5xD	RT 100 R	m7		HA	R
Cutting depth	Type	Tolerance on Ø	Internal coolant	Shank form	Cutting direction

Tool material: **Solid Carbide**

Surface: **F**

P	Steel	
M	Stainless steel	
K	Cast iron	★
N	Aluminum	
S	Titanium alloys	
H	Hardened steel	

★ = 1st choice
● = Optimal
○ = Limited

web thinning ≥ Ø 3.000 • patented radius point grind • main cutting edge form straight (after correction)

vermicular cast iron GGV and ADI, CDI • grey cast iron, malleable and spheroidal iron

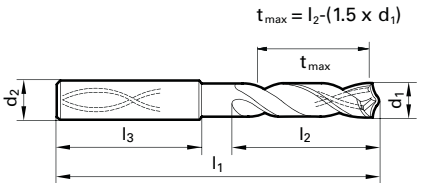

For L3 dimensions per DIN 6537, please see page 468
Speeds and feeds information on pg. 587

Diameter (d1) inch	wire/ltr	mm	d2 mm	l1 mm	t_{max} mm	l2 mm	EDP #
0.1181		3.00	6.00	66.00	23.50	28.00	**9065010030000**
0.1220		3.10	6.00	66.00	23.35	28.00	**9065010031000**
0.1248	1/8	3.17	6.00	66.00	23.25	28.00	**9065010031700**
0.1260		3.20	6.00	66.00	23.20	28.00	**9065010032000**
0.1280		3.25	6.00	66.00	23.13	28.00	**9065010032500**
0.1299		3.30	6.00	66.00	23.05	28.00	**9065010033000**
0.1339		3.40	6.00	66.00	22.90	28.00	**9065010034000**
0.1378		3.50	6.00	66.00	22.75	28.00	**9065010035000**
0.1406	9/64 #28	3.57	6.00	66.00	22.65	28.00	**9065010035700**
0.1417		3.60	6.00	66.00	22.60	28.00	**9065010036000**
0.1457		3.70	6.00	66.00	22.45	28.00	**9065010037000**
0.1496	#25	3.80	6.00	74.00	30.30	36.00	**9065010038000**
0.1535		3.90	6.00	74.00	30.15	36.00	**9065010039000**
0.1563	5/32	3.97	6.00	74.00	30.05	36.00	**9065010039700**
0.1575		4.00	6.00	74.00	30.00	36.00	**9065010040000**
0.1614		4.10	6.00	74.00	29.85	36.00	**9065010041000**
0.1654		4.20	6.00	74.00	29.70	36.00	**9065010042000**
0.1693	#18	4.30	6.00	74.00	29.55	36.00	**9065010043000**
0.1720	11/64	4.37	6.00	74.00	29.45	36.00	**9065010043700**
0.1732		4.40	6.00	74.00	29.40	36.00	**9065010044000**
0.1772	#16	4.50	6.00	74.00	29.25	36.00	**9065010045000**
0.1811		4.60	6.00	74.00	29.10	36.00	**9065010046000**
0.1831		4.65	6.00	74.00	29.03	36.00	**9065010046500**
0.1850	#13	4.70	6.00	74.00	28.95	36.00	**9065010047000**
0.1874	3/16	4.76	6.00	82.00	36.86	44.00	**9065010047600**
0.1890	#12	4.80	6.00	82.00	36.80	44.00	**9065010048000**
0.1929		4.90	6.00	82.00	36.65	44.00	**9065010049000**
0.1969		5.00	6.00	82.00	36.50	44.00	**9065010050000**
0.2008		5.10	6.00	82.00	36.35	44.00	**9065010051000**
0.2031	13/64	5.16	6.00	82.00	36.26	44.00	**9065010051600**
0.2047		5.20	6.00	82.00	36.20	44.00	**9065010052000**
0.2087		5.30	6.00	82.00	36.05	44.00	**9065010053000**
0.2126		5.40	6.00	82.00	35.90	44.00	**9065010054000**
0.2165		5.50	6.00	82.00	35.75	44.00	**9065010055000**
0.2185		5.55	6.00	82.00	35.68	44.00	**9065010055500**
0.2189	7/32	5.56	6.00	82.00	35.66	44.00	**9065010055600**
0.2205		5.60	6.00	82.00	35.60	44.00	**9065010056000**
0.2244		5.70	6.00	82.00	35.45	44.00	**9065010057000**
0.2283		5.80	6.00	82.00	35.30	44.00	**9065010058000**
0.2323		5.90	6.00	82.00	35.15	44.00	**9065010059000**
0.2343	15/64	5.95	6.00	82.00	35.08	44.00	**9065010059500**
0.2362		6.00	6.00	82.00	35.00	44.00	**9065010060000**

Diameter (d1) inch	wire/ltr	mm	d2 mm	l1 mm	t_{max} mm	l2 mm	EDP #
0.2402		6.10	8.00	91.00	43.85	53.00	**9065010061000**
0.2441		6.20	8.00	91.00	43.70	53.00	**9065010062000**
0.2480		6.30	8.00	91.00	43.55	53.00	**9065010063000**
0.2500	1/4 E	6.35	8.00	91.00	43.48	53.00	**9065010063500**
0.2520		6.40	8.00	91.00	43.40	53.00	**9065010064000**
0.2559		6.50	8.00	91.00	43.25	53.00	**9065010065000**
0.2598		6.60	8.00	91.00	43.10	53.00	**9065010066000**
0.2638		6.70	8.00	91.00	42.95	53.00	**9065010067000**
0.2657	17/64 H	6.75	8.00	91.00	42.88	53.00	**9065010067500**
0.2677		6.80	8.00	91.00	42.80	53.00	**9065010068000**
0.2717	I	6.90	8.00	91.00	42.65	53.00	**9065010069000**
0.2756		7.00	8.00	91.00	42.50	53.00	**9065010070000**
0.2795		7.10	8.00	91.00	42.35	53.00	**9065010071000**
0.2811	9/32 K	7.14	8.00	91.00	42.29	53.00	**9065010071400**
0.2835		7.20	8.00	91.00	42.20	53.00	**9065010072000**
0.2874		7.30	8.00	91.00	42.05	53.00	**9065010073000**
0.2913		7.40	8.00	91.00	41.90	53.00	**9065010074000**
0.2953		7.50	8.00	91.00	41.75	53.00	**9065010075000**
0.2969	19/64	7.54	8.00	91.00	41.69	53.00	**9065010075400**
0.2992		7.60	8.00	91.00	41.60	53.00	**9065010076000**
0.3031		7.70	8.00	91.00	41.45	53.00	**9065010077000**
0.3071		7.80	8.00	91.00	41.30	53.00	**9065010078000**
0.3110		7.90	8.00	91.00	41.15	53.00	**9065010079000**
0.3126	5/16	7.94	8.00	91.00	41.09	53.00	**9065010079400**
0.3150		8.00	8.00	91.00	41.00	53.00	**9065010080000**
0.3189		8.10	10.00	103.00	48.85	61.00	**9065010081000**
0.3228	P	8.20	10.00	103.00	48.70	61.00	**9065010082000**
0.3268		8.30	10.00	103.00	48.55	61.00	**9065010083000**
0.3280	21/64	8.33	10.00	103.00	48.51	61.00	**9065010083300**
0.3307		8.40	10.00	103.00	48.40	61.00	**9065010084000**
0.3346		8.50	10.00	103.00	48.25	61.00	**9065010085000**
0.3386		8.60	10.00	103.00	48.10	61.00	**9065010086000**
0.3425		8.70	10.00	103.00	47.95	61.00	**9065010087000**
0.3437	11/32	8.73	10.00	103.00	47.91	61.00	**9065010087300**
0.3465		8.80	10.00	103.00	47.80	61.00	**9065010088000**
0.3504		8.90	10.00	103.00	47.65	61.00	**9065010089000**
0.3543		9.00	10.00	103.00	47.50	61.00	**9065010090000**
0.3583		9.10	10.00	103.00	47.35	61.00	**9065010091000**
0.3594	23/64	9.13	10.00	103.00	47.31	61.00	**9065010091300**
0.3622		9.20	10.00	103.00	47.20	61.00	**9065010092000**
0.3642		9.25	10.00	103.00	47.13	61.00	**9065010092500**
0.3661		9.30	10.00	103.00	47.05	61.00	**9065010093000**

5xD Ratio drills

Series no. **6501**

Diameter (d1) inch	wire/ltr	mm	d2 mm	l1 mm	t_{max} mm	l2 mm	EDP #
0.3701		9.40	10.00	103.00	46.90	61.00	**9065010094000**
0.3740		9.50	10.00	103.00	46.75	61.00	**9065010095000**
0.3748	3/8	9.52	10.00	103.00	46.72	61.00	**9065010095200**
0.3780		9.60	10.00	103.00	46.60	61.00	**9065010096000**
0.3819		9.70	10.00	103.00	46.45	61.00	**9065010097000**
0.3858	W	9.80	10.00	103.00	46.30	61.00	**9065010098000**
0.3898		9.90	10.00	103.00	46.15	61.00	**9065010099000**
0.3906	25/64	9.92	10.00	103.00	46.12	61.00	**9065010099200**
0.3937		10.00	10.00	105.00	30.00	45.00	**9065010100000**
0.3976		10.10	12.00	118.00	55.85	71.00	**9065010101000**
0.4016		10.20	12.00	118.00	55.70	71.00	**9065010102000**
0.4055		10.30	12.00	118.00	55.55	71.00	**9065010103000**
0.4063	13/32	10.32	12.00	118.00	55.52	71.00	**9065010103200**
0.4094		10.40	12.00	118.00	55.40	71.00	**9065010104000**
0.4134		10.50	12.00	118.00	55.25	71.00	**9065010105000**
0.4173		10.60	12.00	118.00	55.10	71.00	**9065010106000**
0.4213		10.70	12.00	118.00	54.95	71.00	**9065010107000**
0.4220	27/64	10.72	12.00	118.00	54.92	71.00	**9065010107200**
0.4252		10.80	12.00	118.00	54.80	71.00	**9065010108000**
0.4291		10.90	12.00	118.00	54.65	71.00	**9065010109000**
0.4331		11.00	12.00	118.00	54.50	71.00	**9065010110000**
0.4370		11.10	12.00	118.00	54.35	71.00	**9065010111000**
0.4374	7/16	11.11	12.00	118.00	54.34	71.00	**9065010111100**
0.4409		11.20	12.00	118.00	54.20	71.00	**9065010112000**
0.4449		11.30	12.00	118.00	54.05	71.00	**9065010113000**
0.4488		11.40	12.00	118.00	53.90	71.00	**9065010114000**
0.4528		11.50	12.00	118.00	53.75	71.00	**9065010115000**
0.4567		11.60	12.00	118.00	53.60	71.00	**9065010116000**
0.4606		11.70	12.00	118.00	53.45	71.00	**9065010117000**
0.4646		11.80	12.00	118.00	53.30	71.00	**9065010118000**
0.4685		11.90	12.00	118.00	53.15	71.00	**9065010119000**
0.4689	15/32	11.91	12.00	118.00	53.14	71.00	**9065010119100**
0.4724		12.00	12.00	118.00	53.00	71.00	**9065010120000**
0.4764		12.10	14.00	124.00	58.85	77.00	**9065010121000**
0.4803		12.20	14.00	124.00	58.70	77.00	**9065010122000**
0.4843	31/64	12.30	14.00	124.00	58.55	77.00	**9065010123000**
0.4882		12.40	14.00	124.00	58.40	77.00	**9065010124000**
0.4921		12.50	14.00	124.00	58.25	77.00	**9065010125000**
0.4961		12.60	14.00	124.00	58.10	77.00	**9065010126000**
0.5000	1/2	12.70	14.00	124.00	57.95	77.00	**9065010127000**
0.5039		12.80	14.00	124.00	57.80	77.00	**9065010128000**

Diameter (d1) inch	wire/ltr	mm	d2 mm	l1 mm	t_{max} mm	l2 mm	EDP #
0.5079		12.90	14.00	124.00	57.65	77.00	**9065010129000**
0.5118		13.00	14.00	124.00	57.50	77.00	**9065010130000**
0.5157	33/64	13.10	14.00	124.00	57.35	77.00	**9065010131000**
0.5236		13.30	14.00	124.00	57.05	77.00	**9065010133000**
0.5276		13.40	14.00	124.00	56.90	77.00	**9065010134000**
0.5315		13.50	14.00	124.00	56.75	77.00	**9065010135000**
0.5394		13.70	14.00	124.00	56.45	77.00	**9065010137000**
0.5433		13.80	14.00	124.00	56.30	77.00	**9065010138000**
0.5472		13.90	14.00	124.00	56.15	77.00	**9065010139000**
0.5512		14.00	14.00	107.00	39.00	60.00	**9065010140000**
0.5551		14.10	16.00	133.00	61.85	83.00	**9065010141000**
0.5591		14.20	16.00	133.00	61.70	83.00	**9065010142000**
0.5626	9/16	14.29	16.00	133.00	61.57	83.00	**9065010142900**
0.5630		14.30	16.00	133.00	61.55	83.00	**9065010143000**
0.5669		14.40	16.00	133.00	61.40	83.00	**9065010144000**
0.5709		14.50	16.00	133.00	61.25	83.00	**9065010145000**
0.5748		14.60	16.00	133.00	61.10	83.00	**9065010146000**
0.5787		14.70	16.00	133.00	60.95	83.00	**9065010147000**
0.5866		14.90	16.00	133.00	60.65	83.00	**9065010149000**
0.5906		15.00	16.00	133.00	60.50	83.00	**9065010150000**
0.5945		15.10	16.00	133.00	60.35	83.00	**9065010151000**
0.5984		15.20	16.00	133.00	60.20	83.00	**9065010152000**
0.6024		15.30	16.00	133.00	60.05	83.00	**9065010153000**
0.6063		15.40	16.00	133.00	59.90	83.00	**9065010154000**
0.6102		15.50	16.00	133.00	59.75	83.00	**9065010155000**
0.6142		15.60	16.00	133.00	59.60	83.00	**9065010156000**
0.6181		15.70	16.00	133.00	59.45	83.00	**9065010157000**
0.6220		15.80	16.00	133.00	59.30	83.00	**9065010158000**
0.6248	5/8	15.87	16.00	133.00	59.20	83.00	**9065010158700**
0.6260		15.90	16.00	133.00	59.15	83.00	**9065010159000**
0.6299		16.00	16.00	133.00	59.00	83.00	**9065010160000**
0.6496		16.50	18.00	143.00	68.25	93.00	**9065010165000**
0.6563	21/32	16.67	18.00	143.00	68.00	93.00	**9065010166700**
0.6693		17.00	18.00	143.00	67.50	93.00	**9065010170000**
0.6890		17.50	18.00	143.00	66.75	93.00	**9065010175000**
0.7087		18.00	18.00	143.00	66.00	93.00	**9065010180000**
0.7283		18.50	20.00	153.00	73.25	101.00	**9065010185000**
0.7480		19.00	20.00	153.00	72.50	101.00	**9065010190000**
0.7677		19.50	20.00	153.00	71.75	101.00	**9065010195000**
0.7874		20.00	20.00	153.00	71.00	101.00	**9065010200000**

5xD 3-flute drills

Series no. **1452**

5xD Cutting depth | GS 200 U Type | 150° Point angle | h7 Tolerance on Ø | Without Internal coolant | Cyl Shank form | R Cutting direction | GUHRING SELECT

Tool material **Solid Carbide**

Surface ◯

P	Steel	○
M	Stainless steel	
K	Cast iron	○
N	Aluminum	○
S	Titanium alloys	
H	Hardened steel	

●=Optimal
○=Limited

web thinning ≥ Ø 3.000 • facet point grinding • for holes with high alignment accuracy • very good surface quality of hole • suitable for interrupted cutting

cast steel • alloyed/unalloyed steels up to 1000 N/mm²

$t_{max} = l_2\text{-}1{,}5 \times d_1$

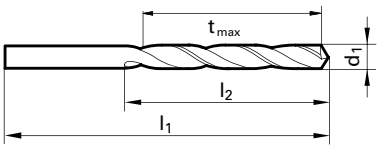

Speeds and feeds information on pg. 554

Shank diameter = cut diameter

Diameter (d1) inch	wire/ltr	mm	l1 mm	t_{max} mm	l2 mm	EDP #
0.1181		3.00	46.00	17.50	22.00	**9014520030000**
0.1201	#31	3.05	49.00	19.43	24.00	**9014520030500**
0.1220		3.10	49.00	19.35	24.00	**9014520031000**
0.1248	1/8	3.17	49.00	19.25	24.00	**9014520031700**
0.1260		3.20	49.00	19.20	24.00	**9014520032000**
0.1299		3.30	49.00	19.05	24.00	**9014520033000**
0.1339		3.40	52.00	21.90	27.00	**9014520034000**
0.1358	#29	3.45	52.00	21.83	27.00	**9014520034500**
0.1378		3.50	52.00	21.75	27.00	**9014520035000**
0.1406	9/64 #28	3.57	52.00	21.65	27.00	**9014520035700**
0.1417		3.60	52.00	21.60	27.00	**9014520036000**
0.1457		3.70	52.00	21.45	27.00	**9014520037000**
0.1496	#25	3.80	55.00	24.30	30.00	**9014520038000**
0.1535		3.90	55.00	24.15	30.00	**9014520039000**
0.1563	5/32	3.97	55.00	24.05	30.00	**9014520039700**
0.1575		4.00	55.00	24.00	30.00	**9014520040000**
0.1614		4.10	55.00	23.85	30.00	**9014520041000**
0.1654		4.20	55.00	23.70	30.00	**9014520042000**
0.1693	#18	4.30	58.00	25.55	32.00	**9014520043000**
0.1720	11/64	4.37	58.00	25.45	32.00	**9014520043700**
0.1732		4.40	58.00	25.40	32.00	**9014520044000**
0.1772	#16	4.50	58.00	25.25	32.00	**9014520045000**
0.1811		4.60	58.00	25.10	32.00	**9014520046000**
0.1850	#13	4.70	58.00	24.95	32.00	**9014520047000**
0.1874	3/16	4.76	62.00	27.86	35.00	**9014520047600**
0.1890	#12	4.80	62.00	27.80	35.00	**9014520048000**
0.1929		4.90	62.00	27.65	35.00	**9014520049000**
0.1969		5.00	62.00	27.50	35.00	**9014520050000**
0.2008		5.10	62.00	27.35	35.00	**9014520051000**
0.2031	13/64	5.16	62.00	27.26	35.00	**9014520051600**
0.2047		5.20	62.00	27.20	35.00	**9014520052000**
0.2087		5.30	62.00	27.05	35.00	**9014520053000**
0.2126		5.40	66.00	30.90	39.00	**9014520054000**
0.2165		5.50	66.00	30.75	39.00	**9014520055000**
0.2189	7/32	5.56	66.00	30.66	39.00	**9014520055600**
0.2205		5.60	66.00	30.60	39.00	**9014520056000**
0.2244		5.70	66.00	30.45	39.00	**9014520057000**
0.2283		5.80	66.00	30.30	39.00	**9014520058000**
0.2323		5.90	66.00	30.15	39.00	**9014520059000**
0.2343	15/64	5.95	66.00	30.08	39.00	**9014520059500**
0.2362		6.00	66.00	30.00	39.00	**9014520060000**
0.2402		6.10	70.00	32.85	42.00	**9014520061000**

Diameter (d1) inch	wire/ltr	mm	l1 mm	t_{max} mm	l2 mm	EDP #
0.2421	C	6.15	70.00	32.78	42.00	**9014520061500**
0.2441		6.20	70.00	32.70	42.00	**9014520062000**
0.2480		6.30	70.00	32.55	42.00	**9014520063000**
0.2500	1/4 E	6.35	70.00	32.48	42.00	**9014520063500**
0.2520		6.40	70.00	32.40	42.00	**9014520064000**
0.2559		6.50	70.00	32.25	42.00	**9014520065000**
0.2598		6.60	70.00	32.10	42.00	**9014520066000**
0.2638		6.70	70.00	31.95	42.00	**9014520067000**
0.2657	17/64 H	6.75	74.00	34.88	45.00	**9014520067500**
0.2677		6.80	74.00	34.80	45.00	**9014520068000**
0.2717	I	6.90	74.00	34.65	45.00	**9014520069000**
0.2756		7.00	74.00	34.50	45.00	**9014520070000**
0.2795		7.10	74.00	34.35	45.00	**9014520071000**
0.2811	9/32 K	7.14	74.00	34.29	45.00	**9014520071400**
0.2835		7.20	74.00	34.20	45.00	**9014520072000**
0.2874		7.30	74.00	34.05	45.00	**9014520073000**
0.2913		7.40	74.00	33.90	45.00	**9014520074000**
0.2953		7.50	74.00	33.75	45.00	**9014520075000**
0.2969	19/64	7.54	79.00	36.69	48.00	**9014520075400**
0.2992		7.60	79.00	36.60	48.00	**9014520076000**
0.3031		7.70	79.00	36.45	48.00	**9014520077000**
0.3071		7.80	79.00	36.30	48.00	**9014520078000**
0.3110		7.90	79.00	36.15	48.00	**9014520079000**
0.3126	5/16	7.94	79.00	36.09	48.00	**9014520079400**
0.3150		8.00	79.00	36.00	48.00	**9014520080000**
0.3189		8.10	79.00	35.85	48.00	**9014520081000**
0.3228	P	8.20	79.00	35.70	48.00	**9014520082000**
0.3268		8.30	79.00	35.55	48.00	**9014520083000**
0.3280	21/64	8.33	79.00	35.51	48.00	**9014520083300**
0.3307		8.40	79.00	35.40	48.00	**9014520084000**
0.3319	Q	8.43	79.00	35.36	48.00	**9014520084300**
0.3346		8.50	79.00	35.25	48.00	**9014520085000**
0.3386		8.60	84.00	39.10	52.00	**9014520086000**
0.3425		8.70	84.00	38.95	52.00	**9014520087000**
0.3437	11/32	8.73	84.00	38.91	52.00	**9014520087300**
0.3465		8.80	84.00	38.80	52.00	**9014520088000**
0.3504		8.90	84.00	38.65	52.00	**9014520089000**
0.3543		9.00	84.00	38.50	52.00	**9014520090000**
0.3583		9.10	84.00	38.35	52.00	**9014520091000**
0.3594	23/64	9.13	84.00	38.31	52.00	**9014520091300**
0.3622		9.20	84.00	38.20	52.00	**9014520092000**
0.3661		9.30	84.00	38.05	52.00	**9014520093000**

5xD 3-flute drills

Series no. **1452**

Diameter (d1) inch	wire/ltr	mm	l1 mm	t_{max} mm	l2 mm	EDP #
0.3701		9.40	84.00	37.90	52.00	**9014520094000**
0.3740		9.50	84.00	37.75	52.00	**9014520095000**
0.3748	3/8	9.52	89.00	40.72	55.00	**9014520095200**
0.3780		9.60	89.00	40.60	55.00	**9014520096000**
0.3819		9.70	89.00	40.45	55.00	**9014520097000**
0.3858	W	9.80	89.00	40.30	55.00	**9014520098000**
0.3898		9.90	89.00	40.15	55.00	**9014520099000**
0.3906	25/64	9.92	89.00	40.12	55.00	**9014520099200**
0.3937		10.00	89.00	40.00	55.00	**9014520100000**
0.3976		10.10	89.00	39.85	55.00	**9014520101000**
0.4016		10.20	89.00	39.70	55.00	**9014520102000**
0.4055		10.30	89.00	39.55	55.00	**9014520103000**
0.4063	13/32	10.32	89.00	39.52	55.00	**9014520103200**
0.4094		10.40	89.00	39.40	55.00	**9014520104000**
0.4134		10.50	89.00	39.25	55.00	**9014520105000**
0.4173		10.60	89.00	39.10	55.00	**9014520106000**
0.4213		10.70	95.00	43.95	60.00	**9014520107000**
0.4220	27/64	10.72	95.00	43.92	60.00	**9014520107200**
0.4252		10.80	95.00	43.80	60.00	**9014520108000**
0.4291		10.90	95.00	43.65	60.00	**9014520109000**
0.4331		11.00	95.00	43.50	60.00	**9014520110000**
0.4370		11.10	95.00	43.35	60.00	**9014520111000**
0.4374	7/16	11.11	95.00	43.34	60.00	**9014520111100**
0.4409		11.20	95.00	43.20	60.00	**9014520112000**
0.4449		11.30	95.00	43.05	60.00	**9014520113000**
0.4488		11.40	95.00	42.90	60.00	**9014520114000**
0.4528		11.50	95.00	42.75	60.00	**9014520115000**
0.4531	29/64	11.51	95.00	42.74	60.00	**9014520115100**
0.4567		11.60	95.00	42.60	60.00	**9014520116000**
0.4606		11.70	95.00	42.45	60.00	**9014520117000**
0.4646		11.80	95.00	42.30	60.00	**9014520118000**
0.4685		11.90	102.00	47.15	65.00	**9014520119000**
0.4689	15/32	11.91	102.00	47.14	65.00	**9014520119100**
0.4724		12.00	102.00	47.00	65.00	**9014520120000**
0.4764		12.10	102.00	46.85	65.00	**9014520121000**
0.4803		12.20	102.00	46.70	65.00	**9014520122000**
0.4843	31/64	12.30	102.00	46.55	65.00	**9014520123000**
0.4882		12.40	102.00	46.40	65.00	**9014520124000**
0.4921		12.50	102.00	46.25	65.00	**9014520125000**
0.4961		12.60	102.00	46.10	65.00	**9014520126000**
0.5000	1/2	12.70	102.00	45.95	65.00	**9014520127000**
0.5039		12.80	102.00	45.80	65.00	**9014520128000**
0.5079		12.90	102.00	45.65	65.00	**9014520129000**
0.5118		13.00	102.00	45.50	65.00	**9014520130000**

Diameter (d1) inch	wire/ltr	mm	l1 mm	t_{max} mm	l2 mm	EDP #
0.5157	33/64	13.10	102.00	45.35	65.00	**9014520131000**
0.5197		13.20	102.00	45.20	65.00	**9014520132000**
0.5236		13.30	107.00	46.05	66.00	**9014520133000**
0.5276		13.40	107.00	45.90	66.00	**9014520134000**
0.5315		13.50	107.00	45.75	66.00	**9014520135000**
0.5354		13.60	107.00	45.60	66.00	**9014520136000**
0.5394		13.70	107.00	45.45	66.00	**9014520137000**
0.5433		13.80	107.00	45.30	66.00	**9014520138000**
0.5472		13.90	107.00	45.15	66.00	**9014520139000**
0.5512		14.00	107.00	45.00	66.00	**9014520140000**
0.5551		14.10	111.00	48.85	70.00	**9014520141000**
0.5591		14.20	111.00	48.70	70.00	**9014520142000**
0.5626	9/16	14.29	111.00	48.57	70.00	**9014520142900**
0.5630		14.30	111.00	48.55	70.00	**9014520143000**
0.5669		14.40	111.00	48.40	70.00	**9014520144000**
0.5709		14.50	111.00	48.25	70.00	**9014520145000**
0.5748		14.60	111.00	48.10	70.00	**9014520146000**
0.5787		14.70	111.00	47.95	70.00	**9014520147000**
0.5827		14.80	111.00	47.80	70.00	**9014520148000**
0.5866		14.90	111.00	47.65	70.00	**9014520149000**
0.5906		15.00	111.00	47.50	70.00	**9014520150000**
0.5945		15.10	115.00	50.35	73.00	**9014520151000**
0.5984		15.20	115.00	50.20	73.00	**9014520152000**
0.6024		15.30	115.00	50.05	73.00	**9014520153000**
0.6063		15.40	115.00	49.90	73.00	**9014520154000**
0.6102		15.50	115.00	49.75	73.00	**9014520155000**
0.6142		15.60	115.00	49.60	73.00	**9014520156000**
0.6181		15.70	115.00	49.45	73.00	**9014520157000**
0.6220		15.80	115.00	49.30	73.00	**9014520158000**
0.6248	5/8	15.87	115.00	49.20	73.00	**9014520158700**
0.6260		15.90	115.00	49.15	73.00	**9014520159000**
0.6299		16.00	115.00	49.00	73.00	**9014520160000**
0.6406	41/64	16.27	119.00	48.60	73.00	**9014520162700**
0.6496		16.50	119.00	48.25	73.00	**9014520165000**
0.6563	21/32	16.67	119.00	48.00	73.00	**9014520166700**
0.6693		17.00	119.00	47.50	73.00	**9014520170000**
0.6874	11/16	17.46	123.00	49.81	76.00	**9014520174600**
0.6890		17.50	123.00	49.75	76.00	**9014520175000**
0.7087		18.00	123.00	49.00	76.00	**9014520180000**
0.7283		18.50	127.00	48.25	76.00	**9014520185000**
0.7480		19.00	127.00	47.50	76.00	**9014520190000**
0.7500	3/4	19.05	131.00	50.43	79.00	**9014520190500**
0.7677		19.50	131.00	49.75	79.00	**9014520195000**
0.7874		20.00	131.00	49.00	79.00	**9014520200000**

5xD 3-flute drills

Series no. **609**

5xD Cutting depth | GS 200 U Type | 150° Point angle | h7 Tolerance on Ø | Without Internal coolant | Cyl Shank form | R Cutting direction

Tool material: **Solid Carbide**

Surface: S

P	Steel	○
M	Stainless steel	
K	Cast iron	○
N	Aluminum	○
S	Titanium alloys	
H	Hardened steel	

●=Optimal
○=Limited

web thinning ≥ Ø 3.000 • facet point grinding • for holes with high alignment accuracy • very good surface quality of hole • suitable for interrupted cutting

cast steel • alloyed/unalloyed steels up to 1000 N/mm²

$t_{max} = l_2\text{-}1{,}5 \times d_1$

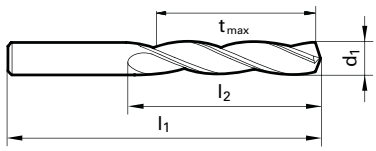

Speeds and feeds information on pg. 531

Shank diameter = cut diameter

Diameter (d1) inch	wire/ltr		mm	l1 mm	t_{max} mm	l2 mm	EDP #
0.1181			3.00	46.00	17.50	22.00	9006090030000
0.1220			3.10	49.00	19.35	24.00	9006090031000
0.1248	1/8		3.17	49.00	19.25	24.00	9006090031700
0.1260			3.20	49.00	19.20	24.00	9006090032000
0.1299			3.30	49.00	19.05	24.00	9006090033000
0.1339			3.40	52.00	21.90	27.00	9006090034000
0.1378			3.50	52.00	21.75	27.00	9006090035000
0.1406	9/64	#28	3.57	52.00	21.65	27.00	9006090035700
0.1417			3.60	52.00	21.60	27.00	9006090036000
0.1457			3.70	52.00	21.45	27.00	9006090037000
0.1496		#25	3.80	55.00	24.30	30.00	9006090038000
0.1535			3.90	55.00	24.15	30.00	9006090039000
0.1563	5/32		3.97	55.00	24.05	30.00	9006090039700
0.1575			4.00	55.00	24.00	30.00	9006090040000
0.1614			4.10	55.00	23.85	30.00	9006090041000
0.1654			4.20	55.00	23.70	30.00	9006090042000
0.1693		#18	4.30	58.00	25.55	32.00	9006090043000
0.1720	11/64		4.37	58.00	25.45	32.00	9006090043700
0.1732			4.40	58.00	25.40	32.00	9006090044000
0.1772		#16	4.50	58.00	25.25	32.00	9006090045000
0.1811			4.60	58.00	25.10	32.00	9006090046000
0.1850		#13	4.70	58.00	24.95	32.00	9006090047000
0.1874	3/16		4.76	62.00	27.86	35.00	9006090047600
0.1890		#12	4.80	62.00	27.80	35.00	9006090048000
0.1929			4.90	62.00	27.65	35.00	9006090049000
0.1969			5.00	62.00	27.50	35.00	9006090050000
0.2008			5.10	62.00	27.35	35.00	9006090051000
0.2031	13/64		5.16	62.00	27.26	35.00	9006090051600
0.2047			5.20	62.00	27.20	35.00	9006090052000
0.2087			5.30	62.00	27.05	35.00	9006090053000
0.2126			5.40	66.00	30.90	39.00	9006090054000
0.2165			5.50	66.00	30.75	39.00	9006090055000
0.2189	7/32		5.56	66.00	30.66	39.00	9006090055600
0.2205			5.60	66.00	30.60	39.00	9006090056000
0.2244			5.70	66.00	30.45	39.00	9006090057000
0.2283			5.80	66.00	30.30	39.00	9006090058000
0.2323			5.90	66.00	30.15	39.00	9006090059000
0.2343	15/64		5.95	66.00	30.08	39.00	9006090059500
0.2362			6.00	66.00	30.00	39.00	9006090060000
0.2402			6.10	70.00	32.85	42.00	9006090061000
0.2441			6.20	70.00	32.70	42.00	9006090062000
0.2480			6.30	70.00	32.55	42.00	9006090063000

Diameter (d1) inch	wire/ltr		mm	l1 mm	t_{max} mm	l2 mm	EDP #
0.2500	1/4	E	6.35	70.00	32.48	42.00	9006090063500
0.2520			6.40	70.00	32.40	42.00	9006090064000
0.2559			6.50	70.00	32.25	42.00	9006090065000
0.2598			6.60	70.00	32.10	42.00	9006090066000
0.2638			6.70	70.00	31.95	42.00	9006090067000
0.2657	17/64	H	6.75	74.00	34.88	45.00	9006090067500
0.2677			6.80	74.00	34.80	45.00	9006090068000
0.2717		I	6.90	74.00	34.65	45.00	9006090069000
0.2756			7.00	74.00	34.50	45.00	9006090070000
0.2795			7.10	74.00	34.35	45.00	9006090071000
0.2811	9/32	K	7.14	74.00	34.29	45.00	9006090071400
0.2835			7.20	74.00	34.20	45.00	9006090072000
0.2874			7.30	74.00	34.05	45.00	9006090073000
0.2913			7.40	74.00	33.90	45.00	9006090074000
0.2953			7.50	74.00	33.75	45.00	9006090075000
0.2969	19/64		7.54	79.00	36.69	48.00	9006090075400
0.2992			7.60	79.00	36.60	48.00	9006090076000
0.3031			7.70	79.00	36.45	48.00	9006090077000
0.3071			7.80	79.00	36.30	48.00	9006090078000
0.3110			7.90	79.00	36.15	48.00	9006090079000
0.3126	5/16		7.94	79.00	36.09	48.00	9006090079400
0.3150			8.00	79.00	36.00	48.00	9006090080000
0.3189			8.10	79.00	35.85	48.00	9006090081000
0.3228		P	8.20	79.00	35.70	48.00	9006090082000
0.3268			8.30	79.00	35.55	48.00	9006090083000
0.3280	21/64		8.33	79.00	35.51	48.00	9006090083300
0.3307			8.40	79.00	35.40	48.00	9006090084000
0.3346			8.50	79.00	35.25	48.00	9006090085000
0.3386			8.60	84.00	39.10	52.00	9006090086000
0.3425			8.70	84.00	38.95	52.00	9006090087000
0.3437	11/32		8.73	84.00	38.91	52.00	9006090087300
0.3465			8.80	84.00	38.80	52.00	9006090088000
0.3504			8.90	84.00	38.65	52.00	9006090089000
0.3543			9.00	84.00	38.50	52.00	9006090090000
0.3583			9.10	84.00	38.35	52.00	9006090091000
0.3594	23/64		9.13	84.00	38.31	52.00	9006090091300
0.3622			9.20	84.00	38.20	52.00	9006090092000
0.3661			9.30	84.00	38.05	52.00	9006090093000
0.3701			9.40	84.00	37.90	52.00	9006090094000
0.3740			9.50	84.00	37.75	52.00	9006090095000
0.3748	3/8		9.52	89.00	40.72	55.00	9006090095200
0.3780			9.60	89.00	40.60	55.00	9006090096000

5xD 3-flute drills

Series no. **609**

Diameter (d1) inch	wire/ltr	mm	l1 mm	t_{max} mm	l2 mm	EDP #
0.3819		9.70	89.00	40.45	55.00	**9006090097000**
0.3858	W	9.80	89.00	40.30	55.00	**9006090098000**
0.3898		9.90	89.00	40.15	55.00	**9006090099000**
0.3906	25/64	9.92	89.00	40.12	55.00	**9006090099200**
0.3937		10.00	89.00	40.00	55.00	**9006090100000**
0.3976		10.10	89.00	39.85	55.00	**9006090101000**
0.4016		10.20	89.00	39.70	55.00	**9006090102000**
0.4055		10.30	89.00	39.55	55.00	**9006090103000**
0.4063	13/32	10.32	89.00	39.52	55.00	**9006090103200**
0.4094		10.40	89.00	39.40	55.00	**9006090104000**
0.4134		10.50	89.00	39.25	55.00	**9006090105000**
0.4173		10.60	89.00	39.10	55.00	**9006090106000**
0.4213		10.70	95.00	43.95	60.00	**9006090107000**
0.4220	27/64	10.72	95.00	43.92	60.00	**9006090107200**
0.4252		10.80	95.00	43.80	60.00	**9006090108000**
0.4291		10.90	95.00	43.65	60.00	**9006090109000**
0.4331		11.00	95.00	43.50	60.00	**9006090110000**
0.4370		11.10	95.00	43.35	60.00	**9006090111000**
0.4374	7/16	11.11	95.00	43.34	60.00	**9006090111100**
0.4409		11.20	95.00	43.20	60.00	**9006090112000**
0.4449		11.30	95.00	43.05	60.00	**9006090113000**
0.4488		11.40	95.00	42.90	60.00	**9006090114000**
0.4528		11.50	95.00	42.75	60.00	**9006090115000**
0.4531	29/64	11.51	95.00	42.74	60.00	**9006090115100**
0.4567		11.60	95.00	42.60	60.00	**9006090116000**
0.4606		11.70	95.00	42.45	60.00	**9006090117000**
0.4646		11.80	95.00	42.30	60.00	**9006090118000**
0.4685		11.90	102.00	47.15	65.00	**9006090119000**
0.4689	15/32	11.91	102.00	47.14	65.00	**9006090119100**
0.4724		12.00	102.00	47.00	65.00	**9006090120000**
0.4764		12.10	102.00	46.85	65.00	**9006090121000**
0.4803		12.20	102.00	46.70	65.00	**9006090122000**
0.4843	31/64	12.30	102.00	46.55	65.00	**9006090123000**
0.4882		12.40	102.00	46.40	65.00	**9006090124000**
0.4921		12.50	102.00	46.25	65.00	**9006090125000**
0.4961		12.60	102.00	46.10	65.00	**9006090126000**
0.5000	1/2	12.70	102.00	45.95	65.00	**9006090127000**
0.5039		12.80	102.00	45.80	65.00	**9006090128000**
0.5079		12.90	102.00	45.65	65.00	**9006090129000**

Diameter (d1) inch	wire/ltr	mm	l1 mm	t_{max} mm	l2 mm	EDP #
0.5118		13.00	102.00	45.50	65.00	**9006090130000**
0.5157	33/64	13.10	102.00	45.35	65.00	**9006090131000**
0.5197		13.20	102.00	45.20	65.00	**9006090132000**
0.5236		13.30	107.00	46.05	66.00	**9006090133000**
0.5276		13.40	107.00	45.90	66.00	**9006090134000**
0.5315		13.50	107.00	45.75	66.00	**9006090135000**
0.5354		13.60	107.00	45.60	66.00	**9006090136000**
0.5394		13.70	107.00	45.45	66.00	**9006090137000**
0.5433		13.80	107.00	45.30	66.00	**9006090138000**
0.5472		13.90	107.00	45.15	66.00	**9006090139000**
0.5512		14.00	107.00	45.00	66.00	**9006090140000**
0.5551		14.10	111.00	48.85	70.00	**9006090141000**
0.5591		14.20	111.00	48.70	70.00	**9006090142000**
0.5626	9/16	14.29	111.00	48.57	70.00	**9006090142900**
0.5630		14.30	111.00	48.55	70.00	**9006090143000**
0.5669		14.40	111.00	48.40	70.00	**9006090144000**
0.5709		14.50	111.00	48.25	70.00	**9006090145000**
0.5748		14.60	111.00	48.10	70.00	**9006090146000**
0.5787		14.70	111.00	47.95	70.00	**9006090147000**
0.5827		14.80	111.00	47.80	70.00	**9006090148000**
0.5866		14.90	111.00	47.65	70.00	**9006090149000**
0.5906		15.00	111.00	47.50	70.00	**9006090150000**
0.5945		15.10	115.00	50.35	73.00	**9006090151000**
0.5984		15.20	115.00	50.20	73.00	**9006090152000**
0.6024		15.30	115.00	50.05	73.00	**9006090153000**
0.6063		15.40	115.00	49.90	73.00	**9006090154000**
0.6102		15.50	115.00	49.75	73.00	**9006090155000**
0.6142		15.60	115.00	49.60	73.00	**9006090156000**
0.6181		15.70	115.00	49.45	73.00	**9006090157000**
0.6220		15.80	115.00	49.30	73.00	**9006090158000**
0.6248	5/8	15.87	115.00	49.20	73.00	**9006090158700**
0.6260		15.90	115.00	49.15	73.00	**9006090159000**
0.6693		17.00	119.00	47.50	73.00	**9006090170000**
0.7087		18.00	123.00	49.00	76.00	**9006090180000**
0.7283		18.50	127.00	48.25	76.00	**9006090185000**
0.7480		19.00	127.00	47.50	76.00	**9006090190000**
0.7500	3/4	19.05	131.00	50.43	79.00	**9006090190500**
0.7677		19.50	131.00	49.75	79.00	**9006090195000**
0.7874		20.00	131.00	49.00	79.00	**9006090200000**

5xD 3-flute drills

Series no. **5518**

5xD Cutting depth | FT 200 G Type | 130° Point angle | m7 Tolerance on Ø | Without Internal coolant | HA Shank form | R Cutting direction

Tool material: **Solid Carbide**

Surface: ◯

P	Steel	
M	Stainless steel	
K	Cast iron	●
N	Aluminum	●
S	Titanium alloys	
H	Hardened steel	

●=Optimal
○=Limited

web thinning ≥ Ø 3.000 • spiro-point • wide flutes • optimal centering • suitable for interrupted cutting

cast iron • long chipping Al-alloys • brass, bronzes

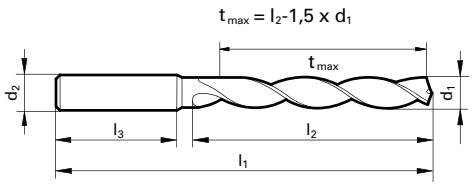

For L3 dimensions per DIN 6537, please see page 468
Speeds and feeds information on pg. 573

Diameter (d1) inch	wire/ltr	mm	d2 mm	l1 mm	t_{max} mm	l2 mm	EDP #
0.1181		3.00	6.00	66.00	23.50	28.00	**9055180030000**
0.1220		3.10	6.00	66.00	23.35	28.00	**9055180031000**
0.1260		3.20	6.00	66.00	23.20	28.00	**9055180032000**
0.1299		3.30	6.00	66.00	23.05	28.00	**9055180033000**
0.1378		3.50	6.00	66.00	22.75	28.00	**9055180035000**
0.1457		3.70	6.00	66.00	22.45	28.00	**9055180037000**
0.1496	#25	3.80	6.00	74.00	30.30	36.00	**9055180038000**
0.1575		4.00	6.00	74.00	30.00	36.00	**9055180040000**
0.1614		4.10	6.00	74.00	29.85	36.00	**9055180041000**
0.1654		4.20	6.00	74.00	29.70	36.00	**9055180042000**
0.1772	#16	4.50	6.00	74.00	29.25	36.00	**9055180045000**
0.1890	#12	4.80	6.00	82.00	36.80	44.00	**9055180048000**
0.1969		5.00	6.00	82.00	36.50	44.00	**9055180050000**
0.2008		5.10	6.00	82.00	36.35	44.00	**9055180051000**
0.2047		5.20	6.00	82.00	36.20	44.00	**9055180052000**
0.2087		5.30	6.00	82.00	36.05	44.00	**9055180053000**
0.2165		5.50	6.00	82.00	35.75	44.00	**9055180055000**
0.2283		5.80	6.00	82.00	35.30	44.00	**9055180058000**
0.2362		6.00	6.00	82.00	35.00	44.00	**9055180060000**
0.2402		6.10	8.00	91.00	43.85	53.00	**9055180061000**
0.2441		6.20	8.00	91.00	43.70	53.00	**9055180062000**
0.2520		6.40	8.00	91.00	43.40	53.00	**9055180064000**
0.2559		6.50	8.00	91.00	43.25	53.00	**9055180065000**
0.2638		6.70	8.00	91.00	42.95	53.00	**9055180067000**
0.2677		6.80	8.00	91.00	42.80	53.00	**9055180068000**
0.2717		6.90	8.00	91.00	42.65	53.00	**9055180069000**
0.2756		7.00	8.00	91.00	42.50	53.00	**9055180070000**
0.2795		7.10	8.00	91.00	42.35	53.00	**9055180071000**
0.2913		7.40	8.00	91.00	41.90	53.00	**9055180074000**
0.2953		7.50	8.00	91.00	41.75	53.00	**9055180075000**
0.3071		7.80	8.00	91.00	41.30	53.00	**9055180078000**
0.3150		8.00	8.00	91.00	41.00	53.00	**9055180080000**
0.3189		8.10	10.00	103.00	48.85	61.00	**9055180081000**
0.3228	P	8.20	10.00	103.00	48.70	61.00	**9055180082000**
0.3307		8.40	10.00	103.00	48.40	61.00	**9055180084000**

Diameter (d1) inch	wire/ltr	mm	d2 mm	l1 mm	t_{max} mm	l2 mm	EDP #
0.3346		8.50	10.00	103.00	48.25	61.00	**9055180085000**
0.3386		8.60	10.00	103.00	48.10	61.00	**9055180086000**
0.3425		8.70	10.00	103.00	47.95	61.00	**9055180087000**
0.3465		8.80	10.00	103.00	47.80	61.00	**9055180088000**
0.3543		9.00	10.00	103.00	47.50	61.00	**9055180090000**
0.3583		9.10	10.00	103.00	47.35	61.00	**9055180091000**
0.3740		9.50	10.00	103.00	46.75	61.00	**9055180095000**
0.3858	W	9.80	10.00	103.00	46.30	61.00	**9055180098000**
0.3937		10.00	10.00	103.00	46.00	61.00	**9055180100000**
0.3976		10.10	12.00	118.00	55.85	71.00	**9055180101000**
0.4016		10.20	12.00	118.00	55.70	71.00	**9055180102000**
0.4055		10.30	12.00	118.00	55.55	71.00	**9055180103000**
0.4134		10.50	12.00	118.00	55.25	71.00	**9055180105000**
0.4331		11.00	12.00	118.00	54.50	71.00	**9055180110000**
0.4409		11.20	12.00	118.00	54.20	71.00	**9055180112000**
0.4528		11.50	12.00	118.00	53.75	71.00	**9055180115000**
0.4646		11.80	12.00	118.00	53.30	71.00	**9055180118000**
0.4724		12.00	12.00	118.00	53.00	71.00	**9055180120000**
0.4764		12.10	14.00	124.00	58.85	77.00	**9055180121000**
0.4921		12.50	14.00	124.00	58.25	77.00	**9055180125000**
0.5118		13.00	14.00	124.00	57.50	77.00	**9055180130000**
0.5315		13.50	14.00	124.00	56.75	77.00	**9055180135000**
0.5512		14.00	14.00	124.00	56.00	77.00	**9055180140000**
0.5709		14.50	16.00	133.00	61.25	83.00	**9055180145000**
0.5906		15.00	16.00	133.00	60.50	83.00	**9055180150000**
0.6102		15.50	16.00	133.00	59.75	83.00	**9055180155000**
0.6299		16.00	16.00	133.00	59.00	83.00	**9055180160000**
0.6496		16.50	18.00	143.00	68.25	93.00	**9055180165000**
0.6693		17.00	18.00	143.00	67.50	93.00	**9055180170000**
0.6890		17.50	18.00	143.00	66.75	93.00	**9055180175000**
0.7087		18.00	18.00	143.00	66.00	93.00	**9055180180000**
0.7283		18.50	20.00	153.00	73.25	101.00	**9055180185000**
0.7480		19.00	20.00	153.00	72.50	101.00	**9055180190000**
0.7677		19.50	20.00	153.00	71.75	101.00	**9055180195000**
0.7874		20.00	20.00	153.00	71.00	101.00	**9055180200000**

GUHRING
THREAD MILLS



7xD, 8xD, 12xD CARBIDE RATIO DRILLS



7xD Ratio drills

Series no. **5512**

Tool material **Solid Carbide**

Surface **F**

7xD Cutting depth | RT 100 U Type | 140° Point angle | m7 Tolerance on Ø | Internal coolant | HA Shank form | R Cutting direction | GUHRING SELECT

P	Steel	●
M	Stainless steel	○
K	Cast iron	●
N	Aluminum	○
S	Titanium alloys	○
H	Hardened steel	○

●=Optimal
○=Limited

web thinning ≥ Ø 3.000 • facet point grinding • main cutting edge form straight • optimized cutting geometry • double margin

structural and case hardened steels • free-cutting steels, heat treatable steels • steels (alloyed/unalloyed) up to 1200 N/mm² • cast materials • bronze, brass • high-alloyed AlSi-alloys

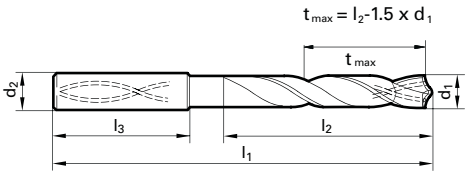

For L3 dimensions per DIN 6537, please see page 468
Speeds and feeds information on pg. 571

Diameter (d_1) inch	wire/ltr	mm	d_2 mm	l_1 mm	t_{max} mm	l_2 mm	EDP #
0.1181		3.00	6.00	70.00	25.50	30.00	**9055120030000**
0.1220		3.10	6.00	70.00	25.35	30.00	**9055120031000**
0.1248	1/8	3.18	6.00	70.00	25.23	30.00	**9055120031700**
0.1260		3.20	6.00	70.00	25.20	30.00	**9055120032000**
0.1280		3.25	6.00	70.00	25.13	30.00	**9055120032500**
0.1299		3.30	6.00	70.00	25.05	30.00	**9055120033000**
0.1339		3.40	6.00	75.00	30.40	35.50	**9055120034000**
0.1378		3.50	6.00	75.00	30.25	35.50	**9055120035000**
0.1406	9/64	#28 3.57	6.00	75.00	30.15	35.50	**9055120035700**
0.1417		3.60	6.00	75.00	30.10	35.50	**9055120036000**
0.1457		3.70	6.00	75.00	29.95	35.50	**9055120037000**
0.1496		#25 3.80	6.00	75.00	31.80	37.50	**9055120038000**
0.1535		3.90	6.00	75.00	31.65	37.50	**9055120039000**
0.1563	5/32	3.97	6.00	75.00	31.55	37.50	**9055120039700**
0.1575		4.00	6.00	75.00	31.50	37.50	**9055120040000**
0.1591		#21 4.04	6.00	75.00	31.44	37.50	**9055120040400**
0.1614		4.10	6.00	75.00	31.35	37.50	**9055120041000**
0.1654		4.20	6.00	75.00	31.20	37.50	**9055120042000**
0.1693		#18 4.30	6.00	85.00	38.55	45.00	**9055120043000**
0.1720	11/64	4.37	6.00	85.00	38.45	45.00	**9055120043700**
0.1732		4.40	6.00	85.00	38.40	45.00	**9055120044000**
0.1772		#16 4.50	6.00	85.00	38.25	45.00	**9055120045000**
0.1811		4.60	6.00	85.00	38.10	45.00	**9055120046000**
0.1831		4.65	6.00	85.00	38.03	45.00	**9055120046500**
0.1850		#13 4.70	6.00	85.00	37.95	45.00	**9055120047000**
0.1874	3/16	4.76	6.00	90.00	42.86	50.00	**9055120047600**
0.1890		#12 4.80	6.00	90.00	42.80	50.00	**9055120048000**
0.1929		4.90	6.00	90.00	42.65	50.00	**9055120049000**
0.1969		5.00	6.00	90.00	42.50	50.00	**9055120050000**
0.2008		5.10	6.00	90.00	42.35	50.00	**9055120051000**
0.2012		#7 5.11	6.00	90.00	42.34	50.00	**9055120051100**
0.2031	13/64	5.16	6.00	90.00	42.26	50.00	**9055120051600**
0.2047		5.20	6.00	90.00	42.20	50.00	**9055120052000**
0.2067		5.25	6.00	90.00	42.13	50.00	**9055120052500**
0.2087		5.30	6.00	90.00	42.05	50.00	**9055120053000**
0.2126		5.40	6.00	97.00	48.90	57.00	**9055120054000**
0.2130		#3 5.41	6.00	97.00	48.89	57.00	**9055120054100**
0.2165		5.50	6.00	97.00	48.75	57.00	**9055120055000**
0.2189	7/32	5.56	6.00	97.00	48.66	57.00	**9055120055600**
0.2205		5.60	6.00	97.00	48.60	57.00	**9055120056000**
0.2244		5.70	6.00	97.00	48.45	57.00	**9055120057000**
0.2283		5.80	6.00	97.00	48.30	57.00	**9055120058000**

Diameter (d_1) inch	wire/ltr		mm	d_2 mm	l_1 mm	t_{max} mm	l_2 mm	EDP #
0.2323			5.90	6.00	97.00	48.15	57.00	**9055120059000**
0.2343	15/64		5.95	6.00	97.00	48.08	57.00	**9055120059500**
0.2362			6.00	6.00	97.00	48.00	57.00	**9055120060000**
0.2402			6.10	8.00	106.00	56.85	66.00	**9055120061000**
0.2441			6.20	8.00	106.00	56.70	66.00	**9055120062000**
0.2480			6.30	8.00	106.00	56.55	66.00	**9055120063000**
0.2500	1/4	E	6.35	8.00	106.00	56.48	66.00	**9055120063500**
0.2520			6.40	8.00	106.00	56.40	66.00	**9055120064000**
0.2559			6.50	8.00	106.00	56.25	66.00	**9055120065000**
0.2571		F	6.53	8.00	106.00	56.21	66.00	**9055120065300**
0.2598			6.60	8.00	106.00	56.10	66.00	**9055120066000**
0.2638			6.70	8.00	106.00	55.95	66.00	**9055120067000**
0.2657	17/64	H	6.75	8.00	106.00	55.88	66.00	**9055120067500**
0.2677			6.80	8.00	106.00	55.80	66.00	**9055120068000**
0.2717		I	6.90	8.00	116.00	65.65	76.00	**9055120069000**
0.2756			7.00	8.00	116.00	65.50	76.00	**9055120070000**
0.2795			7.10	8.00	116.00	65.35	76.00	**9055120071000**
0.2811	9/32	K	7.14	8.00	116.00	65.29	76.00	**9055120071400**
0.2835			7.20	8.00	116.00	65.20	76.00	**9055120072000**
0.2874			7.30	8.00	116.00	65.05	76.00	**9055120073000**
0.2913			7.40	8.00	116.00	64.90	76.00	**9055120074000**
0.2953			7.50	8.00	116.00	64.75	76.00	**9055120075000**
0.2969	19/64		7.54	8.00	116.00	64.69	76.00	**9055120075400**
0.2992			7.60	8.00	116.00	64.60	76.00	**9055120076000**
0.3031			7.70	8.00	116.00	64.45	76.00	**9055120077000**
0.3071			7.80	8.00	116.00	64.30	76.00	**9055120078000**
0.3110			7.90	8.00	116.00	64.15	76.00	**9055120079000**
0.3125	5/16		7.94	8.00	116.00	64.09	76.00	**9055120079400**
0.3150			8.00	8.00	116.00	64.00	76.00	**9055120080000**
0.3189			8.10	10.00	131.00	74.85	87.00	**9055120081000**
0.3228		P	8.20	10.00	131.00	74.70	87.00	**9055120082000**
0.3268			8.30	10.00	131.00	74.55	87.00	**9055120083000**
0.3280	21/64		8.33	10.00	131.00	74.51	87.00	**9055120083300**
0.3307			8.40	10.00	131.00	74.40	87.00	**9055120084000**
0.3346			8.50	10.00	131.00	74.25	87.00	**9055120085000**
0.3386			8.60	10.00	131.00	74.10	87.00	**9055120086000**
0.3425			8.70	10.00	131.00	73.95	87.00	**9055120087000**
0.3437	11/32		8.73	10.00	131.00	73.91	87.00	**9055120087300**
0.3465			8.80	10.00	131.00	73.80	87.00	**9055120088000**
0.3504			8.90	10.00	131.00	73.65	87.00	**9055120089000**
0.3543			9.00	10.00	131.00	73.50	87.00	**9055120090000**
0.3583			9.10	10.00	139.00	81.35	95.00	**9055120091000**

7xD Ratio drills

Series no. **5512**

Diameter (d_1) inch	wire/ltr	mm	d_2 mm	l_1 mm	t_{max} mm	l_2 mm	EDP #
0.3594	23/64	9.13	10.00	139.00	81.31	95.00	**9055120091300**
0.3622		9.20	10.00	139.00	81.20	95.00	**9055120092000**
0.3642		9.25	10.00	139.00	81.13	95.00	**9055120092500**
0.3661		9.30	10.00	139.00	81.05	95.00	**9055120093000**
0.3677	U	9.34	10.00	139.00	80.99	95.00	**9055120093400**
0.3701		9.40	10.00	139.00	80.90	95.00	**9055120094000**
0.3740		9.50	10.00	139.00	80.75	95.00	**9055120095000**
0.3750	3/8	9.52	10.00	139.00	80.72	95.00	**9055120095200**
0.3780		9.60	10.00	139.00	80.60	95.00	**9055120096000**
0.3819		9.70	10.00	139.00	80.45	95.00	**9055120097000**
0.3858	W	9.80	10.00	139.00	80.30	95.00	**9055120098000**
0.3898		9.90	10.00	139.00	80.15	95.00	**9055120099000**
0.3906	25/64	9.92	10.00	139.00	80.12	95.00	**9055120099200**
0.3937		10.00	10.00	139.00	80.00	95.00	**9055120100000**
0.3976		10.10	12.00	155.00	90.85	106.00	**9055120101000**
0.4016		10.20	12.00	155.00	90.70	106.00	**9055120102000**
0.4055		10.30	12.00	155.00	90.55	106.00	**9055120103000**
0.4063	13/32	10.32	12.00	155.00	90.52	106.00	**9055120103200**
0.4094		10.40	12.00	155.00	90.40	106.00	**9055120104000**
0.4134		10.50	12.00	155.00	90.25	106.00	**9055120105000**
0.4173		10.60	12.00	155.00	90.10	106.00	**9055120106000**
0.4213		10.70	12.00	155.00	89.95	106.00	**9055120107000**
0.4220	27/64	10.72	12.00	155.00	89.92	106.00	**9055120107200**
0.4252		10.80	12.00	155.00	89.80	106.00	**9055120108000**
0.4291		10.90	12.00	155.00	89.65	106.00	**9055120109000**
0.4331		11.00	12.00	155.00	89.50	106.00	**9055120110000**
0.4370		11.10	12.00	163.00	97.35	114.00	**9055120111000**
0.4374	7/16	11.11	12.00	163.00	97.34	114.00	**9055120111100**
0.4409		11.20	12.00	163.00	97.20	114.00	**9055120112000**
0.4449		11.30	12.00	163.00	97.05	114.00	**9055120113000**
0.4488		11.40	12.00	163.00	96.90	114.00	**9055120114000**
0.4528		11.50	12.00	163.00	96.75	114.00	**9055120115000**
0.4531	29/64	11.51	12.00	163.00	96.74	114.00	**9055120115100**
0.4567		11.60	12.00	163.00	96.60	114.00	**9055120116000**
0.4606		11.70	12.00	163.00	96.45	114.00	**9055120117000**
0.4646		11.80	12.00	163.00	96.30	114.00	**9055120118000**

Diameter (d_1) inch	wire/ltr	mm	d_2 mm	l_1 mm	t_{max} mm	l_2 mm	EDP #
0.4685		11.90	12.00	163.00	96.15	114.00	**9055120119000**
0.4689	15/32	11.91	12.00	163.00	96.14	114.00	**9055120119100**
0.4724		12.00	12.00	163.00	96.00	114.00	**9055120120000**
0.4764		12.10	14.00	182.00	114.85	133.00	**9055120121000**
0.4803		12.20	14.00	182.00	114.70	133.00	**9055120122000**
0.4843	31/64	12.30	14.00	182.00	114.55	133.00	**9055120123000**
0.4921		12.50	14.00	182.00	114.25	133.00	**9055120125000**
0.5000	1/2	12.70	14.00	182.00	113.95	133.00	**9055120127000**
0.5118		13.00	14.00	182.00	113.50	133.00	**9055120130000**
0.5157	33/64	13.10	14.00	182.00	113.35	133.00	**9055120131000**
0.5311	17/32	13.49	14.00	182.00	112.77	133.00	**9055120134900**
0.5315		13.50	14.00	182.00	112.75	133.00	**9055120135000**
0.5469	35/64	13.89	14.00	182.00	112.17	133.00	**9055120138900**
0.5512		14.00	14.00	182.00	112.00	133.00	**9055120140000**
0.5551		14.10	16.00	204.00	130.85	152.00	**9055120141000**
0.5591		14.20	16.00	204.00	130.70	152.00	**9055120142000**
0.5626	9/16	14.29	16.00	204.00	130.57	152.00	**9055120142900**
0.5709		14.50	16.00	204.00	130.25	152.00	**9055120145000**
0.5906		15.00	16.00	204.00	129.50	152.00	**9055120150000**
0.5945		15.10	16.00	204.00	129.35	152.00	**9055120151000**
0.6094	39/64	15.48	16.00	204.00	128.78	152.00	**9055120154800**
0.6102		15.50	16.00	204.00	128.75	152.00	**9055120155000**
0.6250	5/8	15.87	16.00	204.00	128.20	152.00	**9055120158700**
0.6299		16.00	16.00	204.00	128.00	152.00	**9055120160000**
0.6496		16.50	18.00	223.00	146.25	171.00	**9055120165000**
0.6563	21/32	16.67	18.00	223.00	146.00	171.00	**9055120166700**
0.6654		16.90	18.00	223.00	145.65	171.00	**9055120169000**
0.6693		17.00	18.00	223.00	145.50	171.00	**9055120170000**
0.6890		17.50	18.00	223.00	144.75	171.00	**9055120175000**
0.7087		18.00	18.00	223.00	144.00	171.00	**9055120180000**
0.7283		18.50	20.00	244.00	162.25	190.00	**9055120185000**
0.7441		18.90	20.00	244.00	161.65	190.00	**9055120189000**
0.7480		19.00	20.00	244.00	161.50	190.00	**9055120190000**
0.7500	3/4	19.05	20.00	244.00	161.43	190.00	**9055120190500**
0.7677		19.50	20.00	244.00	160.75	190.00	**9055120195000**
0.7874		20.00	20.00	244.00	160.00	190.00	**9055120200000**

7xD Ratio drills

Series no. **5612**

Tool material **Solid Carbide**

Surface **F**

7xD	RT 100 U	140°	m7		HE	R
Cutting depth	Type	Point angle	Tolerance on Ø	Internal coolant	Shank form	Cutting direction

P	Steel	●
M	Stainless steel	○
K	Cast iron	●
N	Aluminum	○
S	Titanium alloys	○
H	Hardened steel	○

●=Optimal
○=Limited

web thinning ≥ Ø 3.000 • facet point grinding • main cutting edge form straight • optimized cutting geometry

structural and case hardened steels • free-cutting steels, heat treatable steels • steels (alloyed/unalloyed) up to 1200 N/mm² • cast materials • bronze, brass • high-alloyed AlSi-alloys

$t_{max} = l_2 - 1.5 \times d_1$

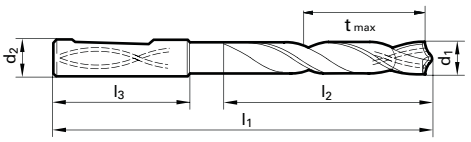

For L3 dimensions per DIN 6537, please see page 468
Speeds and feeds information on pg. 579

Diameter (d1) inch	wire/ltr	mm	d2 mm	l1 mm	t_{max} mm	l2 mm	EDP #
0.1181		3.00	6.00	70.00	25.50	30.00	**9056120030000**
0.1220		3.10	6.00	70.00	25.35	30.00	**9056120031000**
0.1248	1/8	3.17	6.00	70.00	25.25	30.00	**9056120031700**
0.1260		3.20	6.00	70.00	25.20	30.00	**9056120032000**
0.1280		3.25	6.00	70.00	25.13	30.00	**9056120032500**
0.1299		3.30	6.00	70.00	25.05	30.00	**9056120033000**
0.1339		3.40	6.00	75.00	30.40	35.50	**9056120034000**
0.1378		3.50	6.00	75.00	30.25	35.50	**9056120035000**
0.1406	9/64 #28	3.57	6.00	75.00	30.15	35.50	**9056120035700**
0.1417		3.60	6.00	75.00	30.10	35.50	**9056120036000**
0.1457		3.70	6.00	75.00	29.95	35.50	**9056120037000**
0.1496	#25	3.80	6.00	75.00	31.80	37.50	**9056120038000**
0.1535		3.90	6.00	75.00	31.65	37.50	**9056120039000**
0.1563	5/32	3.97	6.00	75.00	31.55	37.50	**9056120039700**
0.1575		4.00	6.00	75.00	31.50	37.50	**9056120040000**
0.1614		4.10	6.00	75.00	31.35	37.50	**9056120041000**
0.1654		4.20	6.00	75.00	31.20	37.50	**9056120042000**
0.1693	#18	4.30	6.00	85.00	38.55	45.00	**9056120043000**
0.1720	11/64	4.37	6.00	85.00	38.45	45.00	**9056120043700**
0.1732		4.40	6.00	85.00	38.40	45.00	**9056120044000**
0.1772	#16	4.50	6.00	85.00	38.25	45.00	**9056120045000**
0.1811		4.60	6.00	85.00	38.10	45.00	**9056120046000**
0.1831		4.65	6.00	85.00	38.03	45.00	**9056120046500**
0.1850	#13	4.70	6.00	85.00	37.95	45.00	**9056120047000**
0.1874	3/16	4.76	6.00	90.00	42.86	50.00	**9056120047600**
0.1890		4.80	6.00	90.00	42.80	50.00	**9056120048000**
0.1929		4.90	6.00	90.00	42.65	50.00	**9056120049000**
0.1969		5.00	6.00	90.00	42.50	50.00	**9056120050000**
0.2008		5.10	6.00	90.00	42.35	50.00	**9056120051000**
0.2031	13/64	5.16	6.00	90.00	42.26	50.00	**9056120051600**
0.2047		5.20	6.00	90.00	42.20	50.00	**9056120052000**
0.2087		5.30	6.00	90.00	42.05	50.00	**9056120053000**
0.2126		5.40	6.00	97.00	48.90	57.00	**9056120054000**
0.2165		5.50	6.00	97.00	48.75	57.00	**9056120055000**
0.2244		5.70	6.00	97.00	48.45	57.00	**9056120057000**
0.2283		5.80	6.00	97.00	48.30	57.00	**9056120058000**
0.2323		5.90	6.00	97.00	48.15	57.00	**9056120059000**
0.2362		6.00	6.00	97.00	48.00	57.00	**9056120060000**
0.2441		6.20	8.00	106.00	56.70	66.00	**9056120062000**
0.2480		6.30	8.00	106.00	56.55	66.00	**9056120063000**
0.2500	1/4 E	6.35	8.00	106.00	56.48	66.00	**9056120063500**
0.2559		6.50	8.00	106.00	56.25	66.00	**9056120065000**

Diameter (d1) inch	wire/ltr	mm	d2 mm	l1 mm	t_{max} mm	l2 mm	EDP #
0.2598		6.60	8.00	106.00	56.10	66.00	**9056120066000**
0.2638		6.70	8.00	106.00	55.95	66.00	**9056120067000**
0.2677		6.80	8.00	106.00	55.80	66.00	**9056120068000**
0.2717	I	6.90	8.00	116.00	65.65	76.00	**9056120069000**
0.2756		7.00	8.00	116.00	65.50	76.00	**9056120070000**
0.2795		7.10	8.00	116.00	65.35	76.00	**9056120071000**
0.2835		7.20	8.00	116.00	65.20	76.00	**9056120072000**
0.2913		7.40	8.00	116.00	64.90	76.00	**9056120074000**
0.2953		7.50	8.00	116.00	64.75	76.00	**9056120075000**
0.2992		7.60	8.00	116.00	64.60	76.00	**9056120076000**
0.3031		7.70	8.00	116.00	64.45	76.00	**9056120077000**
0.3071		7.80	8.00	116.00	64.30	76.00	**9056120078000**
0.3150		8.00	8.00	116.00	64.00	76.00	**9056120080000**
0.3189		8.10	10.00	131.00	74.85	87.00	**9056120081000**
0.3228	P	8.20	10.00	131.00	74.70	87.00	**9056120082000**
0.3307		8.40	10.00	131.00	74.40	87.00	**9056120084000**
0.3346	21/64	8.50	10.00	131.00	74.25	87.00	**9056120085000**
0.3386		8.60	10.00	131.00	74.10	87.00	**9056120086000**
0.3425		8.70	10.00	131.00	73.95	87.00	**9056120087000**
0.3465		8.80	10.00	131.00	73.80	87.00	**9056120088000**
0.3543		9.00	10.00	131.00	73.50	87.00	**9056120090000**
0.3583		9.10	10.00	139.00	81.35	95.00	**9056120091000**
0.3622		9.20	10.00	139.00	81.20	95.00	**9056120092000**
0.3661		9.30	10.00	139.00	81.05	95.00	**9056120093000**
0.3701		9.40	10.00	139.00	80.90	95.00	**9056120094000**
0.3740		9.50	10.00	139.00	80.75	95.00	**9056120095000**
0.3748	3/8	9.52	10.00	139.00	80.72	95.00	**9056120095200**
0.3819		9.70	10.00	139.00	80.45	95.00	**9056120097000**
0.3858	W	9.80	10.00	139.00	80.30	95.00	**9056120098000**
0.3898		9.90	10.00	139.00	80.15	95.00	**9056120099000**
0.3937		10.00	10.00	139.00	80.00	95.00	**9056120100000**
0.4016		10.20	12.00	155.00	90.70	106.00	**9056120102000**
0.4055		10.30	12.00	155.00	90.55	106.00	**9056120103000**
0.4134		10.50	12.00	155.00	90.25	106.00	**9056120105000**
0.4252		10.80	12.00	155.00	89.80	106.00	**9056120108000**
0.4331		11.00	12.00	155.00	89.50	106.00	**9056120110000**
0.4409		11.20	12.00	163.00	97.20	114.00	**9056120112000**
0.4528		11.50	12.00	163.00	96.75	114.00	**9056120115000**
0.4646		11.80	12.00	163.00	96.30	114.00	**9056120118000**
0.4724		12.00	12.00	163.00	96.00	114.00	**9056120120000**
0.4764		12.10	14.00	182.00	114.85	133.00	**9056120121000**
0.4803		12.20	14.00	182.00	114.70	133.00	**9056120122000**

7xD Ratio drills

Series no. **5612**

Diameter (d1) inch	wire/ltr	mm	d2 mm	l1 mm	t_{max} mm	l2 mm	EDP #
0.4921		12.50	14.00	182.00	114.25	133.00	**9056120125000**
0.5000	1/2	12.70	14.00	182.00	113.95	133.00	**9056120127000**
0.5118		13.00	14.00	182.00	113.50	133.00	**9056120130000**
0.5315		13.50	14.00	182.00	112.75	133.00	**9056120135000**
0.5512		14.00	14.00	182.00	112.00	133.00	**9056120140000**
0.5551		14.10	16.00	204.00	130.85	152.00	**9056120141000**
0.5591		14.20	16.00	204.00	130.70	152.00	**9056120142000**
0.5709		14.50	16.00	204.00	130.25	152.00	**9056120145000**
0.5906		15.00	16.00	204.00	129.50	152.00	**9056120150000**
0.6102		15.50	16.00	204.00	128.75	152.00	**9056120155000**

Diameter (d1) inch	wire/ltr	mm	d2 mm	l1 mm	t_{max} mm	l2 mm	EDP #
0.6299		16.00	16.00	204.00	128.00	152.00	**9056120160000**
0.6496		16.50	18.00	223.00	146.25	171.00	**9056120165000**
0.6693		17.00	18.00	223.00	145.50	171.00	**9056120170000**
0.6890		17.50	18.00	223.00	144.75	171.00	**9056120175000**
0.7087		18.00	18.00	223.00	144.00	171.00	**9056120180000**
0.7283		18.50	20.00	244.00	162.25	190.00	**9056120185000**
0.7480		19.00	20.00	244.00	161.50	190.00	**9056120190000**
0.7500	3/4	19.05	20.00	244.00	161.43	190.00	**9056120190500**
0.7677		19.50	20.00	244.00	160.75	190.00	**9056120195000**
0.7874		20.00	20.00	244.00	160.00	190.00	**9056120200000**

7xD Ratio drills

Series no. **5746**

7xD	RT 100 US	140°	m7		HA	R
Cutting depth	Type	Point angle	Tolerance on Ø	Internal coolant	Shank form	Cutting direction

Tool material: **Solid Carbide**

Surface: a

P	Steel	
M	Stainless steel	★
K	Cast iron	
N	Aluminum	
S	Titanium alloys	●
H	Hardened steel	○

★ = 1st choice
● = Optimal
○ = Limited

web thinning ≥ Ø 3.000 • relieved cone • main cutting edge form concave • optimized cutting geometry

stainless/acid-/heat-resistant steels • alloyed and high tensile steels up to 1600 N/mm² • Inconel, Hastelloy, Monel • Titanium and Titanium alloys

$t_{max} = l_2-(1.5 \times d_1)$

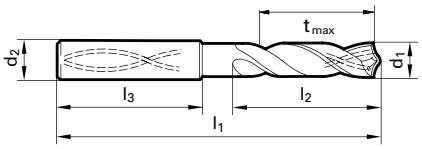

For L3 dimensions per DIN 6537, please see page 468
Speeds and feeds information on pg. 582

Diameter (d1) inch	wire/ltr	mm	d2 mm	l1 mm	t_{max} mm	l2 mm	EDP #
0.1181		3.00	6.00	70.00	25.50	30.00	**9057460030000**
0.1220		3.10	6.00	70.00	25.35	30.00	**9057460031000**
0.1248	1/8	3.17	6.00	70.00	25.25	30.00	**9057460031700**
0.1260		3.20	6.00	70.00	25.20	30.00	**9057460032000**
0.1299		3.30	6.00	70.00	25.05	30.00	**9057460033000**
0.1339		3.40	6.00	75.00	30.40	35.50	**9057460034000**
0.1378		3.50	6.00	75.00	30.25	35.50	**9057460035000**
0.1406	9/64 #28	3.57	6.00	75.00	30.15	35.50	**9057460035700**
0.1417		3.60	6.00	75.00	30.10	35.50	**9057460036000**
0.1457		3.70	6.00	75.00	29.95	35.50	**9057460037000**
0.1496		3.80	6.00	75.00	31.80	37.50	**9057460038000**
0.1535		3.90	6.00	75.00	31.65	37.50	**9057460039000**
0.1563	5/32	3.97	6.00	75.00	31.55	37.50	**9057460039700**
0.1575		4.00	6.00	75.00	31.50	37.50	**9057460040000**
0.1614		4.10	6.00	75.00	31.35	37.50	**9057460041000**
0.1654		4.20	6.00	75.00	31.20	37.50	**9057460042000**
0.1693		4.30	6.00	85.00	38.55	45.00	**9057460043000**
0.1720	11/64	4.37	6.00	85.00	38.45	45.00	**9057460043700**
0.1732		4.40	6.00	85.00	38.40	45.00	**9057460044000**
0.1772		4.50	6.00	85.00	38.25	45.00	**9057460045000**
0.1811		4.60	6.00	85.00	38.10	45.00	**9057460046000**
0.1831		4.65	6.00	85.00	38.03	45.00	**9057460046500**
0.1850		4.70	6.00	85.00	37.95	45.00	**9057460047000**
0.1874	3/16	4.76	6.00	90.00	42.86	50.00	**9057460047600**
0.1890		4.80	6.00	90.00	42.80	50.00	**9057460048000**
0.1929		4.90	6.00	90.00	42.65	50.00	**9057460049000**
0.1969		5.00	6.00	90.00	42.50	50.00	**9057460050000**
0.2008		5.10	6.00	90.00	42.35	50.00	**9057460051000**
0.2031	13/64	5.16	6.00	90.00	42.26	50.00	**9057460051600**
0.2047		5.20	6.00	90.00	42.20	50.00	**9057460052000**
0.2087		5.30	6.00	90.00	42.05	50.00	**9057460053000**
0.2126		5.40	6.00	97.00	48.90	57.00	**9057460054000**
0.2165		5.50	6.00	97.00	48.75	57.00	**9057460055000**
0.2189	7/32	5.56	6.00	97.00	48.66	57.00	**9057460055600**
0.2244		5.70	6.00	97.00	48.45	57.00	**9057460057000**
0.2283		5.80	6.00	97.00	48.30	57.00	**9057460058000**
0.2323		5.90	6.00	97.00	48.15	57.00	**9057460059000**
0.2343	15/64	5.95	6.00	97.00	48.08	57.00	**9057460059500**
0.2362		6.00	6.00	97.00	48.00	57.00	**9057460060000**
0.2402		6.10	8.00	106.00	56.85	66.00	**9057460061000**
0.2441		6.20	8.00	106.00	56.70	66.00	**9057460062000**
0.2480		6.30	8.00	106.00	56.55	66.00	**9057460063000**

Diameter (d1) inch	wire/ltr	mm	d2 mm	l1 mm	t_{max} mm	l2 mm	EDP #
0.2500	1/4 E	6.35	8.00	106.00	56.48	66.00	**9057460063500**
0.2559		6.50	8.00	106.00	56.25	66.00	**9057460065000**
0.2571	F	6.53	8.00	106.00	56.21	66.00	**9057460065300**
0.2598		6.60	8.00	106.00	56.10	66.00	**9057460066000**
0.2638		6.70	8.00	106.00	55.95	66.00	**9057460067000**
0.2657	17/64 H	6.75	8.00	106.00	55.88	66.00	**9057460067500**
0.2677		6.80	8.00	106.00	55.80	66.00	**9057460068000**
0.2717	I	6.90	8.00	116.00	65.65	76.00	**9057460069000**
0.2756		7.00	8.00	116.00	65.50	76.00	**9057460070000**
0.2795		7.10	8.00	116.00	65.35	76.00	**9057460071000**
0.2811	9/32 K	7.14	8.00	116.00	65.29	76.00	**9057460071400**
0.2835		7.20	8.00	116.00	65.20	76.00	**9057460072000**
0.2874		7.30	8.00	116.00	65.05	76.00	**9057460073000**
0.2913		7.40	8.00	116.00	64.90	76.00	**9057460074000**
0.2953		7.50	8.00	116.00	64.75	76.00	**9057460075000**
0.2969	19/64	7.54	8.00	116.00	64.69	76.00	**9057460075400**
0.2992		7.60	8.00	116.00	64.60	76.00	**9057460076000**
0.3031		7.70	8.00	116.00	64.45	76.00	**9057460077000**
0.3071		7.80	8.00	116.00	64.30	76.00	**9057460078000**
0.3126	5/16	7.94	8.00	116.00	64.09	76.00	**9057460079400**
0.3150		8.00	8.00	116.00	64.00	76.00	**9057460080000**
0.3189		8.10	10.00	131.00	74.85	87.00	**9057460081000**
0.3228	P	8.20	10.00	131.00	74.70	87.00	**9057460082000**
0.3280	21/64	8.33	10.00	131.00	74.51	87.00	**9057460083300**
0.3307		8.40	10.00	131.00	74.40	87.00	**9057460084000**
0.3346		8.50	10.00	131.00	74.25	87.00	**9057460085000**
0.3386		8.60	10.00	131.00	74.10	87.00	**9057460086000**
0.3425		8.70	10.00	131.00	73.95	87.00	**9057460087000**
0.3437	11/32	8.73	10.00	131.00	73.91	87.00	**9057460087300**
0.3465		8.80	10.00	131.00	73.80	87.00	**9057460088000**
0.3543		9.00	10.00	131.00	73.50	87.00	**9057460090000**
0.3583		9.10	10.00	139.00	81.35	95.00	**9057460091000**
0.3594	23/64	9.13	10.00	139.00	81.31	95.00	**9057460091300**
0.3622		9.20	10.00	139.00	81.20	95.00	**9057460092000**
0.3661		9.30	10.00	139.00	81.05	95.00	**9057460093000**
0.3701		9.40	10.00	139.00	80.90	95.00	**9057460094000**
0.3740		9.50	10.00	139.00	80.75	95.00	**9057460095000**
0.3748	3/8	9.52	10.00	139.00	80.72	95.00	**9057460095200**
0.3819		9.70	10.00	139.00	80.45	95.00	**9057460097000**
0.3858	W	9.80	10.00	139.00	80.30	95.00	**9057460098000**
0.3898		9.90	10.00	139.00	80.15	95.00	**9057460099000**
0.3906	25/64	9.92	10.00	139.00	80.12	95.00	**9057460099200**

7xD Ratio drills

Series no. **5746**

Diameter (d1) inch	wire/ltr	mm	d2 mm	l1 mm	t_{max} mm	l2 mm	EDP #
0.3937		10.00	10.00	139.00	80.00	95.00	**9057460100000**
0.4016		10.20	12.00	155.00	90.70	106.00	**9057460102000**
0.4055		10.30	12.00	155.00	90.55	106.00	**9057460103000**
0.4063	13/32	10.32	12.00	155.00	90.52	106.00	**9057460103200**
0.4134		10.50	12.00	155.00	90.25	106.00	**9057460105000**
0.4220	27/64	10.72	12.00	155.00	89.92	106.00	**9057460107200**
0.4252		10.80	12.00	155.00	89.80	106.00	**9057460108000**
0.4331		11.00	12.00	155.00	89.50	106.00	**9057460110000**
0.4374	7/16	11.11	12.00	163.00	97.34	114.00	**9057460111100**
0.4409		11.20	12.00	163.00	97.20	114.00	**9057460112000**

Diameter (d1) inch	wire/ltr	mm	d2 mm	l1 mm	t_{max} mm	l2 mm	EDP #
0.4528		11.50	12.00	163.00	96.75	114.00	**9057460115000**
0.4646		11.80	12.00	163.00	96.30	114.00	**9057460118000**
0.4689	15/32	11.91	12.00	163.00	96.14	114.00	**9057460119100**
0.4724		12.00	12.00	163.00	96.00	114.00	**9057460120000**
0.4764		12.10	14.00	182.00	114.85	133.00	**9057460121000**
0.4803		12.20	14.00	182.00	114.70	133.00	**9057460122000**
0.4843	31/64	12.30	14.00	182.00	114.55	133.00	**9057460123000**
0.4921		12.50	14.00	182.00	114.25	133.00	**9057460125000**
0.5000	1/2	12.70	14.00	182.00	113.95	133.00	**9057460127000**

7xD Ratio drills

Series no. **8522**

7xD	RT 100 HF	140°	m7		HA	R
Cutting depth	Type	Point angle	Tolerance on Ø	Internal coolant	Shank form	Cutting direction

Tool material: **Solid Carbide**

Surface: Y

P	Steel	●
M	Stainless steel	
K	Cast iron	
N	Aluminum	
S	Titanium alloys	★
H	Hardened steel	○

★ = 1st choice
● = Optimal
○ = Limited

web thinning ≥ Ø 3.000 • relieved cone • main cutting edge is slightly concave • optimized cutting geometry • double margin

alloyed and high tensile steels up to 1600 N/mm² • Inconel, Hastelloy, Monel • Titanium and Titanium alloys

$t_{max} = l_2-(1.5 \times d_1)$

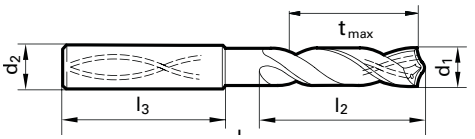

For L3 dimensions per DIN 6537, please see page 468
Speeds and feeds information on pg. 593

Diameter (d1) inch	wire/ltr	mm	d2 mm	l1 mm	t_{max} mm	l2 mm	EDP #
0.1181		3.00	6.00	70.00	25.50	30.00	9085220030000
0.1248	1/8	3.17	6.00	70.00	25.25	30.00	9085220031700
0.1280		3.25	6.00	70.00	25.13	30.00	9085220032500
0.1299		3.30	6.00	70.00	25.05	30.00	9085220033000
0.1339		3.40	6.00	75.00	30.40	35.50	9085220034000
0.1378		3.50	6.00	75.00	30.25	35.50	9085220035000
0.1406	9/64 #28	3.57	6.00	75.00	30.15	35.50	9085220035700
0.1457		3.70	6.00	75.00	29.95	35.50	9085220037000
0.1563	5/32	3.97	6.00	75.00	31.55	37.50	9085220039700
0.1575		4.00	6.00	75.00	31.50	37.50	9085220040000
0.1654		4.20	6.00	75.00	31.20	37.50	9085220042000
0.1693	#18	4.30	6.00	85.00	38.55	45.00	9085220043000
0.1720	11/64	4.37	6.00	85.00	38.45	45.00	9085220043700
0.1772		4.50	6.00	85.00	38.25	45.00	9085220045000
0.1831		4.65	6.00	85.00	38.03	45.00	9085220046500
0.1874	3/16	4.76	6.00	90.00	42.86	50.00	9085220047600
0.1969		5.00	6.00	90.00	42.50	50.00	9085220050000
0.2008		5.10	6.00	90.00	42.35	50.00	9085220051000
0.2031	13/64	5.16	6.00	90.00	42.26	50.00	9085220051600
0.2047		5.20	6.00	90.00	42.20	50.00	9085220052000
0.2165		5.50	6.00	97.00	48.75	57.00	9085220055000
0.2185		5.55	6.00	97.00	48.68	57.00	9085220055500
0.2189	7/32	5.56	6.00	97.00	48.66	57.00	9085220055600
0.2343	15/64	5.95	6.00	97.00	48.08	57.00	9085220059500
0.2362		6.00	6.00	97.00	48.00	57.00	9085220060000
0.2500	1/4 E	6.35	8.00	106.00	56.48	66.00	9085220063500
0.2559		6.50	8.00	106.00	56.25	66.00	9085220065000
0.2571	F	6.53	8.00	106.00	56.21	66.00	9085220065300
0.2657	17/64 H	6.75	8.00	106.00	55.88	66.00	9085220067500
0.2677		6.80	8.00	106.00	55.80	66.00	9085220068000
0.2717	I	6.90	8.00	116.00	65.65	76.00	9085220069000
0.2756		7.00	8.00	116.00	65.50	76.00	9085220070000
0.2811	9/32 K	7.14	8.00	116.00	65.29	76.00	9085220071400
0.2913		7.40	8.00	116.00	64.90	76.00	9085220074000
0.2953		7.50	8.00	116.00	64.75	76.00	9085220075000
0.2969	19/64	7.54	8.00	116.00	64.69	76.00	9085220075400
0.3071		7.80	8.00	116.00	64.30	76.00	9085220078000
0.3126	5/16	7.94	8.00	116.00	64.09	76.00	9085220079400
0.3150		8.00	8.00	116.00	64.00	76.00	9085220080000
0.3280	21/64	8.33	10.00	131.00	74.51	87.00	9085220083300
0.3346		8.50	10.00	131.00	74.25	87.00	9085220085000

Diameter (d1) inch	wire/ltr	mm	d2 mm	l1 mm	t_{max} mm	l2 mm	EDP #
0.3386		8.60	10.00	131.00	74.10	87.00	9085220086000
0.3437	11/32	8.73	10.00	131.00	73.91	87.00	9085220087300
0.3465		8.80	10.00	131.00	73.80	87.00	9085220088000
0.3543		9.00	10.00	131.00	73.50	87.00	9085220090000
0.3594	23/64	9.13	10.00	139.00	81.31	95.00	9085220091300
0.3642		9.25	10.00	139.00	81.13	95.00	9085220092500
0.3677	U	9.34	10.00	139.00	80.99	95.00	9085220093400
0.3701		9.40	10.00	139.00	80.90	95.00	9085220094000
0.3740		9.50	10.00	139.00	80.75	95.00	9085220095000
0.3748	3/8	9.52	10.00	139.00	80.72	95.00	9085220095200
0.3906	25/64	9.92	10.00	139.00	80.12	95.00	9085220099200
0.3937		10.00	10.00	139.00	80.00	95.00	9085220100000
0.4015		10.20	12.00	155.00	90.70	106.00	9085220102000
0.4063	13/32	10.32	12.00	155.00	90.52	106.00	9085220103200
0.4094		10.40	12.00	155.00	90.40	106.00	9085220104000
0.4134		10.50	12.00	155.00	90.25	106.00	9085220105000
0.4252		10.80	12.00	155.00	89.80	106.00	9085220108000
0.4331		11.00	12.00	155.00	89.50	106.00	9085220110000
0.4374	7/16	11.11	12.00	163.00	97.34	114.00	9085220111100
0.4449		11.30	12.00	163.00	97.05	114.00	9085220113000
0.4488		11.40	12.00	163.00	96.90	114.00	9085220114000
0.4528		11.50	12.00	163.00	96.75	114.00	9085220115000
0.4531	29/64	11.51	12.00	163.00	96.74	114.00	9085220115100
0.4689	15/32	11.91	12.00	163.00	96.14	114.00	9085220119100
0.4724		12.00	12.00	163.00	96.00	114.00	9085220120000
0.4843	31/64	12.30	14.00	182.00	114.55	133.00	9085220123000
0.4921		12.50	14.00	182.00	114.25	133.00	9085220125000
0.5000	1/2	12.70	14.00	182.00	113.95	133.00	9085220127000
0.5118		13.00	14.00	182.00	113.50	133.00	9085220130000
0.5157	33/64	13.10	14.00	182.00	113.35	133.00	9085220131000
0.5311	17/32	13.49	14.00	182.00	112.77	133.00	9085220134900
0.5315		13.50	14.00	182.00	112.75	133.00	9085220135000
0.5512		14.00	14.00	182.00	112.00	133.00	9085220140000
0.5626	9/16	14.29	16.00	204.00	130.57	152.00	9085220142900
0.5709		14.50	16.00	204.00	130.25	152.00	9085220145000
0.5906		15.00	16.00	204.00	129.50	152.00	9085220150000
0.5945		15.10	16.00	204.00	129.35	152.00	9085220151000
0.6102		15.50	16.00	204.00	128.75	152.00	9085220155000
0.6248	5/8	15.87	16.00	204.00	128.20	152.00	9085220158700
0.6299		16.00	16.00	204.00	128.00	152.00	9085220160000

7xD Ratio drills

Series no. **6502**

Tool material **Solid Carbide**

Surface **F**

7xD	RT 100 R	m7		HA	R
Cutting depth	Type	Tolerance on Ø	Internal coolant	Shank form	Cutting direction

P	Steel	
M	Stainless steel	
K	Cast iron	★
N	Aluminum	
S	Titanium alloys	
H	Hardened steel	

★ = 1st choice
● = Optimal
○ = Limited

web thinning ≥ Ø 4.000 • patented radius point grind • main cutting edge form straight (after correction)

vermicular cast iron GGV and ADI, CDI • grey cast iron, malleable and spheroidal iron

$t_{max} = l_2-(1.5 \times d_1)$

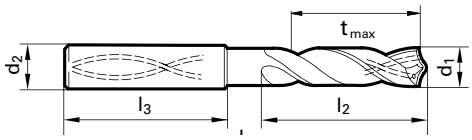

For L3 dimensions per DIN 6537, please see page 468
Speeds and feeds information on pg. 588

Diameter (d1) inch	wire/ltr	mm	d2 mm	l1 mm	t_{max} mm	l2 mm	EDP #
0.1575		4.00	6.00	75.00	31.50	38.00	**9065020040000**
0.1614		4.10	6.00	75.00	31.35	38.00	**9065020041000**
0.1654		4.20	6.00	75.00	31.20	38.00	**9065020042000**
0.1693	#18	4.30	6.00	85.00	38.55	45.00	**9065020043000**
0.1720	11/64	4.37	6.00	85.00	38.45	45.00	**9065020043700**
0.1732		4.40	6.00	85.00	38.40	45.00	**9065020044000**
0.1772	#16	4.50	6.00	85.00	38.25	45.00	**9065020045000**
0.1811		4.60	6.00	85.00	38.10	45.00	**9065020046000**
0.1831		4.65	6.00	85.00	38.03	45.00	**9065020046500**
0.1850	#13	4.70	6.00	85.00	37.95	45.00	**9065020047000**
0.1874	3/16	4.76	6.00	90.00	42.86	50.00	**9065020047600**
0.1890	#12	4.80	6.00	90.00	42.80	50.00	**9065020048000**
0.1929		4.90	6.00	90.00	42.65	50.00	**9065020049000**
0.1969		5.00	6.00	90.00	42.50	50.00	**9065020050000**
0.2008		5.10	6.00	90.00	42.35	50.00	**9065020051000**
0.2031	13/64	5.16	6.00	90.00	42.26	50.00	**9065020051600**
0.2047		5.20	6.00	90.00	42.20	50.00	**9065020052000**
0.2087		5.30	6.00	90.00	42.05	50.00	**9065020053000**
0.2126		5.40	6.00	97.00	48.90	57.00	**9065020054000**
0.2165		5.50	6.00	97.00	48.75	57.00	**9065020055000**
0.2185		5.55	6.00	97.00	48.68	57.00	**9065020055500**
0.2189	7/32	5.56	6.00	97.00	48.66	57.00	**9065020055600**
0.2205		5.60	6.00	97.00	48.60	57.00	**9065020056000**
0.2244		5.70	6.00	97.00	48.45	57.00	**9065020057000**
0.2283		5.80	6.00	97.00	48.30	57.00	**9065020058000**
0.2323		5.90	6.00	97.00	48.15	57.00	**9065020059000**
0.2343	15/64	5.95	6.00	97.00	48.08	57.00	**9065020059500**
0.2362		6.00	6.00	97.00	48.00	57.00	**9065020060000**
0.2402		6.10	8.00	106.00	56.85	66.00	**9065020061000**
0.2441		6.20	8.00	106.00	56.70	66.00	**9065020062000**
0.2480		6.30	8.00	106.00	56.55	66.00	**9065020063000**
0.2500	1/4 E	6.35	8.00	106.00	56.48	66.00	**9065020063500**
0.2520		6.40	8.00	106.00	56.40	66.00	**9065020064000**
0.2559		6.50	8.00	106.00	56.25	66.00	**9065020065000**
0.2598		6.60	8.00	106.00	56.10	66.00	**9065020066000**
0.2638		6.70	8.00	106.00	55.95	66.00	**9065020067000**
0.2657	17/64 H	6.75	8.00	106.00	55.88	66.00	**9065020067500**
0.2677		6.80	8.00	106.00	55.80	66.00	**9065020068000**
0.2717	I	6.90	8.00	116.00	65.65	76.00	**9065020069000**
0.2756		7.00	8.00	116.00	65.50	76.00	**9065020070000**
0.2795		7.10	8.00	116.00	65.35	76.00	**9065020071000**
0.2811	9/32 K	7.14	8.00	116.00	65.29	76.00	**9065020071400**

Diameter (d1) inch	wire/ltr	mm	d2 mm	l1 mm	t_{max} mm	l2 mm	EDP #
0.2835		7.20	8.00	116.00	65.20	76.00	**9065020072000**
0.2874		7.30	8.00	116.00	65.05	76.00	**9065020073000**
0.2913		7.40	8.00	116.00	64.90	76.00	**9065020074000**
0.2953		7.50	8.00	116.00	64.75	76.00	**9065020075000**
0.2969	19/64	7.54	8.00	116.00	64.69	76.00	**9065020075400**
0.2992		7.60	8.00	116.00	64.60	76.00	**9065020076000**
0.3031		7.70	8.00	116.00	64.45	76.00	**9065020077000**
0.3071		7.80	8.00	116.00	64.30	76.00	**9065020078000**
0.3110		7.90	8.00	116.00	64.15	76.00	**9065020079000**
0.3126	5/16	7.94	8.00	116.00	64.09	76.00	**9065020079400**
0.3150		8.00	8.00	116.00	64.00	76.00	**9065020080000**
0.3189		8.10	10.00	131.00	74.85	87.00	**9065020081000**
0.3228	P	8.20	10.00	131.00	74.70	87.00	**9065020082000**
0.3268		8.30	10.00	131.00	74.55	87.00	**9065020083000**
0.3280	21/64	8.33	10.00	131.00	74.51	87.00	**9065020083300**
0.3307		8.40	10.00	131.00	74.40	87.00	**9065020084000**
0.3346		8.50	10.00	131.00	74.25	87.00	**9065020085000**
0.3386		8.60	10.00	131.00	74.10	87.00	**9065020086000**
0.3425		8.70	10.00	131.00	73.95	87.00	**9065020087000**
0.3437	11/32	8.73	10.00	131.00	73.91	87.00	**9065020087300**
0.3465		8.80	10.00	131.00	73.80	87.00	**9065020088000**
0.3504		8.90	10.00	131.00	73.65	87.00	**9065020089000**
0.3543		9.00	10.00	131.00	73.50	87.00	**9065020090000**
0.3583		9.10	10.00	139.00	81.35	95.00	**9065020091000**
0.3594	23/64	9.13	10.00	139.00	81.31	95.00	**9065020091300**
0.3622		9.20	10.00	139.00	81.20	95.00	**9065020092000**
0.3642		9.25	10.00	139.00	81.13	95.00	**9065020092500**
0.3661		9.30	10.00	139.00	81.05	95.00	**9065020093000**
0.3701		9.40	10.00	139.00	80.90	95.00	**9065020094000**
0.3740		9.50	10.00	139.00	80.75	95.00	**9065020095000**
0.3748	3/8	9.52	10.00	139.00	80.72	95.00	**9065020095200**
0.3780		9.60	10.00	139.00	80.60	95.00	**9065020096000**
0.3819		9.70	10.00	139.00	80.45	95.00	**9065020097000**
0.3858	W	9.80	10.00	139.00	80.30	95.00	**9065020098000**
0.3898		9.90	10.00	139.00	80.15	95.00	**9065020099000**
0.3906	25/64	9.92	10.00	139.00	80.12	95.00	**9065020099200**
0.3937		10.00	10.00	139.00	80.00	95.00	**9065020100000**
0.3976		10.10	12.00	155.00	90.85	106.00	**9065020101000**
0.4016		10.20	12.00	155.00	90.70	106.00	**9065020102000**
0.4055		10.30	12.00	155.00	90.55	106.00	**9065020103000**
0.4063	13/32	10.32	12.00	155.00	90.52	106.00	**9065020103200**
0.4094		10.40	12.00	155.00	90.40	106.00	**9065020104000**

7xD Ratio drills

Series no. **6502**

Diameter (d1) inch	wire/ltr	mm	d2 mm	l1 mm	t_{max} mm	l2 mm	EDP #
0.4134		10.50	12.00	155.00	90.25	106.00	**9065020105000**
0.4173		10.60	12.00	155.00	90.10	106.00	**9065020106000**
0.4213		10.70	12.00	155.00	89.95	106.00	**9065020107000**
0.4220	27/64	10.72	12.00	155.00	89.92	106.00	**9065020107200**
0.4252		10.80	12.00	155.00	89.80	106.00	**9065020108000**
0.4291		10.90	12.00	155.00	89.65	106.00	**9065020109000**
0.4331		11.00	12.00	155.00	89.50	106.00	**9065020110000**
0.4370		11.10	12.00	163.00	97.35	114.00	**9065020111000**
0.4374	7/16	11.11	12.00	163.00	97.34	114.00	**9065020111100**
0.4409		11.20	12.00	163.00	97.20	114.00	**9065020112000**
0.4449		11.30	12.00	163.00	97.05	114.00	**9065020113000**
0.4488		11.40	12.00	163.00	96.90	114.00	**9065020114000**
0.4528		11.50	12.00	163.00	96.75	114.00	**9065020115000**
0.4567		11.60	12.00	163.00	96.60	114.00	**9065020116000**
0.4606		11.70	12.00	163.00	96.45	114.00	**9065020117000**
0.4646		11.80	12.00	163.00	96.30	114.00	**9065020118000**
0.4685		11.90	12.00	163.00	96.15	114.00	**9065020119000**
0.4689	15/32	11.91	12.00	163.00	96.14	114.00	**9065020119100**
0.4724		12.00	12.00	163.00	96.00	114.00	**9065020120000**
0.4764		12.10	14.00	182.00	114.85	133.00	**9065020121000**
0.4803		12.20	14.00	182.00	114.70	133.00	**9065020122000**
0.4843	31/64	12.30	14.00	182.00	114.55	133.00	**9065020123000**
0.4882		12.40	14.00	182.00	114.40	133.00	**9065020124000**
0.4921		12.50	14.00	182.00	114.25	133.00	**9065020125000**
0.4961		12.60	14.00	182.00	114.10	133.00	**9065020126000**
0.5000	1/2	12.70	14.00	182.00	113.95	133.00	**9065020127000**
0.5039		12.80	14.00	182.00	113.80	133.00	**9065020128000**
0.5079		12.90	14.00	182.00	113.65	133.00	**9065020129000**
0.5118		13.00	14.00	182.00	113.50	133.00	**9065020130000**
0.5157	33/64	13.10	14.00	182.00	113.35	133.00	**9065020131000**
0.5236		13.30	14.00	182.00	113.05	133.00	**9065020133000**
0.5276		13.40	14.00	182.00	112.90	133.00	**9065020134000**
0.5315		13.50	14.00	182.00	112.75	133.00	**9065020135000**
0.5394		13.70	14.00	182.00	112.45	133.00	**9065020137000**

Diameter (d1) inch	wire/ltr	mm	d2 mm	l1 mm	t_{max} mm	l2 mm	EDP #
0.5433		13.80	14.00	182.00	112.30	133.00	**9065020138000**
0.5472		13.90	14.00	182.00	112.15	133.00	**9065020139000**
0.5512		14.00	14.00	182.00	112.00	133.00	**9065020140000**
0.5551		14.10	16.00	204.00	130.85	152.00	**9065020141000**
0.5591		14.20	16.00	204.00	130.70	152.00	**9065020142000**
0.5626	9/16	14.29	16.00	204.00	130.57	152.00	**9065020142900**
0.5630		14.30	16.00	204.00	130.55	152.00	**9065020143000**
0.5669		14.40	16.00	204.00	130.40	152.00	**9065020144000**
0.5709		14.50	16.00	204.00	130.25	152.00	**9065020145000**
0.5748		14.60	16.00	204.00	130.10	152.00	**9065020146000**
0.5787		14.70	16.00	204.00	129.95	152.00	**9065020147000**
0.5866		14.90	16.00	204.00	129.65	152.00	**9065020149000**
0.5906		15.00	16.00	204.00	129.50	152.00	**9065020150000**
0.5945		15.10	16.00	204.00	129.35	152.00	**9065020151000**
0.5984		15.20	16.00	204.00	129.20	152.00	**9065020152000**
0.6024		15.30	16.00	204.00	129.05	152.00	**9065020153000**
0.6063		15.40	16.00	204.00	128.90	152.00	**9065020154000**
0.6102		15.50	16.00	204.00	128.75	152.00	**9065020155000**
0.6142		15.60	16.00	204.00	128.60	152.00	**9065020156000**
0.6181		15.70	16.00	204.00	128.45	152.00	**9065020157000**
0.6220		15.80	16.00	204.00	128.30	152.00	**9065020158000**
0.6248	5/8	15.87	16.00	204.00	128.20	152.00	**9065020158700**
0.6260		15.90	16.00	204.00	128.15	152.00	**9065020159000**
0.6299		16.00	16.00	204.00	128.00	152.00	**9065020160000**
0.6496		16.50	18.00	223.00	146.25	171.00	**9065020165000**
0.6563	21/32	16.67	18.00	223.00	146.00	171.00	**9065020166700**
0.6693		17.00	18.00	223.00	145.50	171.00	**9065020170000**
0.6890		17.50	18.00	223.00	144.75	171.00	**9065020175000**
0.7087		18.00	18.00	223.00	144.00	171.00	**9065020180000**
0.7283		18.50	20.00	244.00	162.25	190.00	**9065020185000**
0.7480		19.00	20.00	244.00	161.50	190.00	**9065020190000**
0.7677		19.50	20.00	244.00	160.75	190.00	**9065020195000**
0.7874		20.00	20.00	244.00	160.00	190.00	**9065020200000**

7xD Ratio drills

Series no. **5499**

7xD	RT 100 XF	DIN 6537L	140°	m7		HA	R	NEW
Cutting depth	Type	Standard	Point angle	Tolerance on Ø	Internal coolant	Shank form	Cutting direction	

Tool material: **Solid Carbide**

Surface: **F**

P	Steel	★
M	Stainless steel	○
K	Cast iron	○
N	Aluminum	
S	Titanium alloys	○
H	Hardened steel	○

● = Optimal
○ = Limited

relieved cone • main cutting edge form concave • optimized cutting geometry • maximum performance • double margin

structural and case hardened steels • free-cutting steels, heat treatable steels • steels (alloyed/unalloyed) up to 1400 N/mm²

$t_{max} = l_2\text{-}1{,}5 \times d_1$

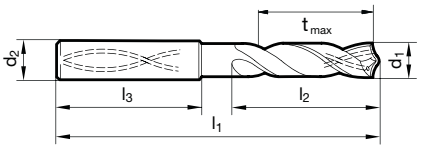

For L3 dimensions per DIN 6537, please see page 468
Speeds and feeds information on pg. 568

Diameter (d_1) inch	wire/ltr	mm	d2 mm	l1 mm	t_{max} mm	l_2 mm	EDP #
0.1181		3.00	6.00	70.00	25.50	30.00	9054990030000
0.1220		3.10	6.00	70.00	25.35	30.00	9054990031000
0.1248	1/8	3.17	6.00	70.00	25.25	30.00	9054990031700
0.1260		3.20	6.00	70.00	25.20	30.00	9054990032000
0.1280		3.25	6.00	70.00	25.13	30.00	9054990032500
0.1299		3.30	6.00	70.00	25.05	30.00	9054990033000
0.1339		3.40	6.00	75.00	30.40	35.50	9054990034000
0.1378		3.50	6.00	75.00	30.25	35.50	9054990035000
0.1406	9/64 #28	3.57	6.00	75.00	30.15	35.50	9054990035700
0.1417		3.60	6.00	75.00	30.10	35.50	9054990036000
0.1457		3.70	6.00	75.00	29.95	35.50	9054990037000
0.1496	#25	3.80	6.00	75.00	31.80	37.50	9054990038000
0.1535		3.90	6.00	75.00	31.65	37.50	9054990039000
0.1563	5/32	3.97	6.00	75.00	31.55	37.50	9054990039700
0.1575		4.00	6.00	75.00	31.50	37.50	9054990040000
0.1591	#21	4.04	6.00	75.00	31.44	37.50	9054990040400
0.1614		4.10	6.00	75.00	31.35	37.50	9054990041000
0.1654		4.20	6.00	75.00	31.20	37.50	9054990042000
0.1693	#18	4.30	6.00	85.00	38.55	45.00	9054990043000
0.1720	11/64	4.37	6.00	85.00	38.45	45.00	9054990043700
0.1732		4.40	6.00	85.00	38.40	45.00	9054990044000
0.1772	#16	4.50	6.00	85.00	38.25	45.00	9054990045000
0.1811		4.60	6.00	85.00	38.10	45.00	9054990046000
0.1831		4.65	6.00	85.00	38.03	45.00	9054990046500
0.1850	#13	4.70	6.00	85.00	37.95	45.00	9054990047000
0.1874	3/16	4.76	6.00	90.00	42.86	50.00	9054990047600
0.1890	#12	4.80	6.00	90.00	42.80	50.00	9054990048000
0.1929		4.90	6.00	90.00	42.65	50.00	9054990049000
0.1969		5.00	6.00	90.00	42.50	50.00	9054990050000
0.2008		5.10	6.00	90.00	42.35	50.00	9054990051000
0.2012	#7	5.11	6.00	90.00	42.34	50.00	9054990051100
0.2031	13/64	5.16	6.00	90.00	42.26	50.00	9054990051600
0.2047		5.20	6.00	90.00	42.20	50.00	9054990052000
0.2087		5.30	6.00	90.00	42.05	50.00	9054990053000
0.2126		5.40	6.00	97.00	48.90	57.00	9054990054000
0.2130	#3	5.41	6.00	97.00	48.89	57.00	9054990054100
0.2165		5.50	6.00	97.00	48.75	57.00	9054990055000
0.2185		5.55	6.00	97.00	48.68	57.00	9054990055500
0.2189	7/32	5.56	6.00	97.00	48.66	57.00	9054990055600
0.2205		5.60	6.00	97.00	48.60	57.00	9054990056000
0.2244		5.70	6.00	97.00	48.45	57.00	9054990057000
0.2283		5.80	6.00	97.00	48.30	57.00	9054990058000

Diameter (d_1) inch	wire/ltr	mm	d2 mm	l1 mm	t_{max} mm	l_2 mm	EDP #
0.2323		5.90	6.00	97.00	48.15	57.00	9054990059000
0.2343	15/64	5.95	6.00	97.00	48.08	57.00	9054990059500
0.2362		6.00	6.00	97.00	48.00	57.00	9054990060000
0.2402		6.10	8.00	106.00	56.85	66.00	9054990061000
0.2441		6.20	8.00	106.00	56.70	66.00	9054990062000
0.2480		6.30	8.00	106.00	56.55	66.00	9054990063000
0.2500	1/4 E	6.35	8.00	106.00	56.48	66.00	9054990063500
0.2520		6.40	8.00	106.00	56.40	66.00	9054990064000
0.2559		6.50	8.00	106.00	56.25	66.00	9054990065000
0.2571	F	6.53	8.00	106.00	56.21	66.00	9054990065300
0.2579		6.55	8.00	106.00	56.18	66.00	9054990065500
0.2598		6.60	8.00	106.00	56.10	66.00	9054990066000
0.2638		6.70	8.00	106.00	55.95	66.00	9054990067000
0.2657	17/64 H	6.75	8.00	106.00	55.88	66.00	9054990067500
0.2677		6.80	8.00	106.00	55.80	66.00	9054990068000
0.2717	I	6.90	8.00	116.00	65.65	76.00	9054990069000
0.2756		7.00	8.00	116.00	65.50	76.00	9054990070000
0.2795		7.10	8.00	116.00	65.35	76.00	9054990071000
0.2811	9/32 K	7.14	8.00	116.00	65.29	76.00	9054990071400
0.2835		7.20	8.00	116.00	65.20	76.00	9054990072000
0.2874		7.30	8.00	116.00	65.05	76.00	9054990073000
0.2913		7.40	8.00	116.00	64.90	76.00	9054990074000
0.2953		7.50	8.00	116.00	64.75	76.00	9054990075000
0.2969	19/64	7.54	8.00	116.00	64.69	76.00	9054990075400
0.2992		7.60	8.00	116.00	64.60	76.00	9054990076000
0.3031		7.70	8.00	116.00	64.45	76.00	9054990077000
0.3071		7.80	8.00	116.00	64.30	76.00	9054990078000
0.3110		7.90	8.00	116.00	64.15	76.00	9054990079000
0.3126	5/16	7.94	8.00	116.00	64.09	76.00	9054990079400
0.3150		8.00	8.00	116.00	64.00	76.00	9054990080000
0.3189		8.10	10.00	131.00	74.85	87.00	9054990081000
0.3228	P	8.20	10.00	131.00	74.70	87.00	9054990082000
0.3268		8.30	10.00	131.00	74.55	87.00	9054990083000
0.3280	21/64	8.33	10.00	131.00	74.51	87.00	9054990083300
0.3307		8.40	10.00	131.00	74.40	87.00	9054990084000
0.3346		8.50	10.00	131.00	74.25	87.00	9054990085000
0.3386		8.60	10.00	131.00	74.10	87.00	9054990086000
0.3425		8.70	10.00	131.00	73.95	87.00	9054990087000
0.3437	11/32	8.73	10.00	131.00	73.91	87.00	9054990087300
0.3465		8.80	10.00	131.00	73.80	87.00	9054990088000
0.3504		8.90	10.00	131.00	73.65	87.00	9054990089000
0.3543		9.00	10.00	131.00	73.50	87.00	9054990090000

7xD Ratio drills

Series no. **5499**

Diameter (d_1) inch	wire/ltr	mm	d2 mm	l1 mm	t_{max} mm	l_2 mm	EDP #
0.3583		9.10	10.00	139.00	81.35	95.00	**9054990091000**
0.3594	23/64	9.13	10.00	139.00	81.31	95.00	**9054990091300**
0.3622		9.20	10.00	139.00	81.20	95.00	**9054990092000**
0.3642		9.25	10.00	139.00	81.13	95.00	**9054990092500**
0.3661		9.30	10.00	139.00	81.05	95.00	**9054990093000**
0.3677	U	9.34	10.00	139.00	80.99	95.00	**9054990093400**
0.3701		9.40	10.00	139.00	80.90	95.00	**9054990094000**
0.3740		9.50	10.00	139.00	80.75	95.00	**9054990095000**
0.3748	3/8	9.52	10.00	139.00	80.72	95.00	**9054990095200**
0.3780		9.60	10.00	139.00	80.60	95.00	**9054990096000**
0.3819		9.70	10.00	139.00	80.45	95.00	**9054990097000**
0.3858	W	9.80	10.00	139.00	80.30	95.00	**9054990098000**
0.3898		9.90	10.00	139.00	80.15	95.00	**9054990099000**
0.3906	25/64	9.92	10.00	139.00	80.12	95.00	**9054990099200**
0.3937		10.00	10.00	139.00	80.00	95.00	**9054990100000**
0.3976		10.10	12.00	155.00	90.85	106.00	**9054990101000**
0.4016		10.20	12.00	155.00	90.70	106.00	**9054990102000**
0.4055		10.30	12.00	155.00	90.55	106.00	**9054990103000**
0.4063	13/32	10.32	12.00	155.00	90.52	106.00	**9054990103200**
0.4094		10.40	12.00	155.00	90.40	106.00	**9054990104000**
0.4134		10.50	12.00	155.00	90.25	106.00	**9054990105000**
0.4173		10.60	12.00	155.00	90.10	106.00	**9054990106000**
0.4213		10.70	12.00	155.00	89.95	106.00	**9054990107000**
0.4220	27/64	10.72	12.00	155.00	89.92	106.00	**9054990107200**
0.4252		10.80	12.00	155.00	89.80	106.00	**9054990108000**
0.4291		10.90	12.00	155.00	89.65	106.00	**9054990109000**
0.4331		11.00	12.00	155.00	89.50	106.00	**9054990110000**
0.4370		11.10	12.00	163.00	97.35	114.00	**9054990111000**
0.4374	7/16	11.11	12.00	163.00	97.34	114.00	**9054990111100**
0.4409		11.20	12.00	163.00	97.20	114.00	**9054990112000**
0.4449		11.30	12.00	163.00	97.05	114.00	**9054990113000**
0.4488		11.40	12.00	163.00	96.90	114.00	**9054990114000**
0.4528		11.50	12.00	163.00	96.75	114.00	**9054990115000**
0.4531	29/64	11.51	12.00	163.00	96.74	114.00	**9054990115100**
0.4567		11.60	12.00	163.00	96.60	114.00	**9054990116000**
0.4606		11.70	12.00	163.00	96.45	114.00	**9054990117000**
0.4646		11.80	12.00	163.00	96.30	114.00	**9054990118000**
0.4685		11.90	12.00	163.00	96.15	114.00	**9054990119000**
0.4689	15/32	11.91	12.00	163.00	96.14	114.00	**9054990119100**
0.4724		12.00	12.00	163.00	96.00	114.00	**9054990120000**
0.4764		12.10	14.00	182.00	114.85	133.00	**9054990121000**
0.4803		12.20	14.00	182.00	114.70	133.00	**9054990122000**
0.4843	31/64	12.30	14.00	182.00	114.55	133.00	**9054990123000**
0.4882		12.40	14.00	182.00	114.40	133.00	**9054990124000**

Diameter (d_1) inch	wire/ltr	mm	d2 mm	l1 mm	t_{max} mm	l_2 mm	EDP #
0.4921		12.50	14.00	182.00	114.25	133.00	**9054990125000**
0.4961		12.60	14.00	182.00	114.10	133.00	**9054990126000**
0.5000	1/2	12.70	14.00	182.00	113.95	133.00	**9054990127000**
0.5039		12.80	14.00	182.00	113.80	133.00	**9054990128000**
0.5079		12.90	14.00	182.00	113.65	133.00	**9054990129000**
0.5118		13.00	14.00	182.00	113.50	133.00	**9054990130000**
0.5157	33/64	13.10	14.00	182.00	113.35	133.00	**9054990131000**
0.5311	17/32	13.49	14.00	182.00	112.77	133.00	**9054990134900**
0.5315		13.50	14.00	182.00	112.75	133.00	**9054990135000**
0.5394		13.70	14.00	182.00	112.45	133.00	**9054990137000**
0.5469	35/64	13.89	14.00	182.00	112.17	133.00	**9054990138900**
0.5512		14.00	14.00	182.00	112.00	133.00	**9054990140000**
0.5551		14.10	16.00	204.00	130.85	152.00	**9054990141000**
0.5591		14.20	16.00	204.00	130.70	152.00	**9054990142000**
0.5626	9/16	14.29	16.00	204.00	130.57	152.00	**9054990142900**
0.5630		14.30	16.00	204.00	130.55	152.00	**9054990143000**
0.5709		14.50	16.00	204.00	130.25	152.00	**9054990145000**
0.5787		14.70	16.00	204.00	129.95	152.00	**9054990147000**
0.5827		14.80	16.00	204.00	129.80	152.00	**9054990148000**
0.5906		15.00	16.00	204.00	129.50	152.00	**9054990150000**
0.5945		15.10	16.00	204.00	129.35	152.00	**9054990151000**
0.6024		15.30	16.00	204.00	129.05	152.00	**9054990153000**
0.6094	39/64	15.48	16.00	204.00	128.78	152.00	**9054990154800**
0.6102		15.50	16.00	204.00	128.75	152.00	**9054990155000**
0.6181		15.70	16.00	204.00	128.45	152.00	**9054990157000**
0.6220		15.80	16.00	204.00	128.30	152.00	**9054990158000**
0.6248	5/8	15.87	16.00	204.00	128.20	152.00	**9054990158700**
0.6299		16.00	16.00	204.00	128.00	152.00	**9054990160000**
0.6417		16.30	18.00	223.00	146.55	171.00	**9054990163000**
0.6496		16.50	18.00	223.00	146.25	171.00	**9054990165000**
0.6575		16.70	18.00	223.00	145.95	171.00	**9054990167000**
0.6654		16.90	18.00	223.00	145.65	171.00	**9054990169000**
0.6693		17.00	18.00	223.00	145.50	171.00	**9054990170000**
0.6890		17.50	18.00	223.00	144.75	171.00	**9054990175000**
0.6969		17.70	18.00	223.00	144.45	171.00	**9054990177000**
0.7087		18.00	18.00	223.00	144.00	171.00	**9054990180000**
0.7283		18.50	20.00	244.00	162.25	190.00	**9054990185000**
0.7441		18.90	20.00	244.00	161.65	190.00	**9054990189000**
0.7480		19.00	20.00	244.00	161.50	190.00	**9054990190000**
0.7500	3/4	19.05	20.00	244.00	161.43	190.00	**9054990190500**
0.7677		19.50	20.00	244.00	160.75	190.00	**9054990195000**
0.7795		19.80	20.00	244.00	160.30	190.00	**9054990198000**
0.7874		20.00	20.00	244.00	160.00	190.00	**9054990200000**

12xD Ratio drills

Series no. **5525**

Tool material **Solid Carbide**

Surface **F**

12xD Cutting depth | RT 100 U Type | 135° Point angle | h7 Tolerance on Ø | Internal coolant | HA Shank form | R Cutting direction

P	Steel	●
M	Stainless steel	○
K	Cast iron	●
N	Aluminum	○
S	Titanium alloys	○
H	Hardened steel	○

●=Optimal
○=Limited

web thinning ≥ Ø 3.000 • facet point grinding • main cutting edge form straight • optimized cutting geometry • double margin

structural and case hardened steels • free-cutting steels, heat-treatable steels • alloyed steels up to 1200 N/mm² • cast materials • bronze, brass • high-alloyed AlSi-alloys

$t_{max} = l_2\text{-}1.5 \times d_1$

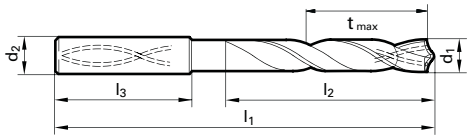

For L3 dimensions per DIN 6537, please see page 468
Speeds and feeds information on pg. 576

Diameter (d_1) inch	wire/ltr	mm	d_2 mm	l_1 mm	t_{max} mm	l_2 mm	EDP #
0.1181		3.00	6.00	90.00	45.50	50.00	**9055250030000**
0.1220		3.10	6.00	90.00	45.35	50.00	**9055250031000**
0.1248	1/8	3.17	6.00	90.00	45.25	50.00	**9055250031700**
0.1260		3.20	6.00	90.00	45.20	50.00	**9055250032000**
0.1280		3.25	6.00	90.00	45.13	50.00	**9055250032500**
0.1299		3.30	6.00	90.00	45.05	50.00	**9055250033000**
0.1339		3.40	6.00	90.00	44.90	50.00	**9055250034000**
0.1378		3.50	6.00	90.00	44.75	50.00	**9055250035000**
0.1406	9/64 #28	3.57	6.00	90.00	44.65	50.00	**9055250035700**
0.1417		3.60	6.00	90.00	44.60	50.00	**9055250036000**
0.1457		3.70	6.00	90.00	44.45	50.00	**9055250037000**
0.1496	#25	3.80	6.00	102.00	58.30	64.00	**9055250038000**
0.1535		3.90	6.00	102.00	58.15	64.00	**9055250039000**
0.1563	5/32	3.97	6.00	102.00	58.05	64.00	**9055250039700**
0.1575		4.00	6.00	102.00	58.00	64.00	**9055250040000**
0.1614		4.10	6.00	102.00	57.85	64.00	**9055250041000**
0.1654		4.20	6.00	102.00	57.70	64.00	**9055250042000**
0.1693	#18	4.30	6.00	102.00	57.55	64.00	**9055250043000**
0.1720	11/64	4.37	6.00	102.00	57.45	64.00	**9055250043700**
0.1732		4.40	6.00	102.00	57.40	64.00	**9055250044000**
0.1772	#16	4.50	6.00	102.00	57.25	64.00	**9055250045000**
0.1811		4.60	6.00	102.00	57.10	64.00	**9055250046000**
0.1831		4.65	6.00	102.00	57.03	64.00	**9055250046500**
0.1850		4.70	6.00	102.00	56.95	64.00	**9055250047000**
0.1874	3/16	4.76	6.00	116.00	70.86	78.00	**9055250047600**
0.1890		4.80	6.00	116.00	70.80	78.00	**9055250048000**
0.1929		4.90	6.00	116.00	70.65	78.00	**9055250049000**
0.1969		5.00	6.00	116.00	70.50	78.00	**9055250050000**
0.2008		5.10	6.00	116.00	70.35	78.00	**9055250051000**
0.2031	13/64	5.16	6.00	116.00	70.26	78.00	**9055250051600**
0.2047		5.20	6.00	116.00	70.20	78.00	**9055250052000**
0.2087		5.30	6.00	116.00	70.05	78.00	**9055250053000**
0.2126		5.40	6.00	116.00	69.90	78.00	**9055250054000**
0.2165		5.50	6.00	116.00	69.75	78.00	**9055250055000**
0.2189	7/32	5.56	6.00	116.00	69.66	78.00	**9055250055600**
0.2205		5.60	6.00	116.00	69.60	78.00	**9055250056000**
0.2244		5.70	6.00	116.00	69.45	78.00	**9055250057000**
0.2283		5.80	6.00	116.00	69.30	78.00	**9055250058000**
0.2323		5.90	6.00	116.00	69.15	78.00	**9055250059000**
0.2343	15/64	5.95	6.00	116.00	69.08	78.00	**9055250059500**
0.2362		6.00	6.00	116.00	69.00	78.00	**9055250060000**
0.2402		6.10	8.00	146.00	98.85	108.00	**9055250061000**

Diameter (d_1) inch	wire/ltr	mm	d_2 mm	l_1 mm	t_{max} mm	l_2 mm	EDP #
0.2441		6.20	8.00	146.00	98.70	108.00	**9055250062000**
0.2480		6.30	8.00	146.00	98.55	108.00	**9055250063000**
0.2500	1/4 E	6.35	8.00	146.00	98.48	108.00	**9055250063500**
0.2520		6.40	8.00	146.00	98.40	108.00	**9055250064000**
0.2559		6.50	8.00	146.00	98.25	108.00	**9055250065000**
0.2598		6.60	8.00	146.00	98.10	108.00	**9055250066000**
0.2638		6.70	8.00	146.00	97.95	108.00	**9055250067000**
0.2657	17/64 H	6.75	8.00	146.00	97.88	108.00	**9055250067500**
0.2677		6.80	8.00	146.00	97.80	108.00	**9055250068000**
0.2717		6.90	8.00	146.00	97.65	108.00	**9055250069000**
0.2756		7.00	8.00	146.00	97.50	108.00	**9055250070000**
0.2795		7.10	8.00	146.00	97.35	108.00	**9055250071000**
0.2811	9/32 K	7.14	8.00	146.00	97.29	108.00	**9055250071400**
0.2835		7.20	8.00	146.00	97.20	108.00	**9055250072000**
0.2874		7.30	8.00	146.00	97.05	108.00	**9055250073000**
0.2913		7.40	8.00	146.00	96.90	108.00	**9055250074000**
0.2953		7.50	8.00	146.00	96.75	108.00	**9055250075000**
0.2969	19/64	7.54	8.00	146.00	96.69	108.00	**9055250075400**
0.2992		7.60	8.00	146.00	96.60	108.00	**9055250076000**
0.3031		7.70	8.00	146.00	96.45	108.00	**9055250077000**
0.3071		7.80	8.00	146.00	96.30	108.00	**9055250078000**
0.3110		7.90	8.00	146.00	96.15	108.00	**9055250079000**
0.3126	5/16	7.94	8.00	146.00	96.09	108.00	**9055250079400**
0.3150		8.00	8.00	146.00	96.00	108.00	**9055250080000**
0.3189		8.10	10.00	162.00	107.85	120.00	**9055250081000**
0.3228		8.20	10.00	162.00	107.70	120.00	**9055250082000**
0.3268		8.30	10.00	162.00	107.55	120.00	**9055250083000**
0.3280	21/64	8.33	10.00	162.00	107.51	120.00	**9055250083300**
0.3307		8.40	10.00	162.00	107.40	120.00	**9055250084000**
0.3346		8.50	10.00	162.00	107.25	120.00	**9055250085000**
0.3386		8.60	10.00	162.00	107.10	120.00	**9055250086000**
0.3425		8.70	10.00	162.00	106.95	120.00	**9055250087000**
0.3437	11/32	8.73	10.00	162.00	106.91	120.00	**9055250087300**
0.3465		8.80	10.00	162.00	106.80	120.00	**9055250088000**
0.3504		8.90	10.00	162.00	106.65	120.00	**9055250089000**
0.3543		9.00	10.00	162.00	106.50	120.00	**9055250090000**
0.3583		9.10	10.00	162.00	106.35	120.00	**9055250091000**
0.3594	23/64	9.13	10.00	162.00	106.31	120.00	**9055250091300**
0.3622		9.20	10.00	162.00	106.20	120.00	**9055250092000**
0.3642		9.25	10.00	162.00	106.13	120.00	**9055250092500**
0.3661		9.30	10.00	162.00	106.05	120.00	**9055250093000**
0.3701		9.40	10.00	162.00	105.90	120.00	**9055250094000**

12xD Ratio drills

Series no. **5525**

Diameter (d_1) inch	wire/ltr	mm	d_2 mm	l_1 mm	t_{max} mm	l_2 mm	EDP #
0.3740		9.50	10.00	162.00	105.75	120.00	**9055250095000**
0.3748	3/8	9.52	10.00	162.00	105.72	120.00	**9055250095200**
0.3780		9.60	10.00	162.00	105.60	120.00	**9055250096000**
0.3819		9.70	10.00	162.00	105.45	120.00	**9055250097000**
0.3858		9.80	10.00	162.00	105.30	120.00	**9055250098000**
0.3898		9.90	10.00	162.00	105.15	120.00	**9055250099000**
0.3906	25/64	9.92	10.00	162.00	105.12	120.00	**9055250099200**
0.3937		10.00	10.00	162.00	105.00	120.00	**9055250100000**
0.3976		10.10	12.00	204.00	140.85	156.00	**9055250101000**
0.4016		10.20	12.00	204.00	140.70	156.00	**9055250102000**
0.4055		10.30	12.00	204.00	140.55	156.00	**9055250103000**
0.4063	13/32	10.32	12.00	204.00	140.52	156.00	**9055250103200**
0.4134		10.50	12.00	204.00	140.25	156.00	**9055250105000**
0.4173		10.60	12.00	204.00	140.10	156.00	**9055250106000**
0.4213		10.70	12.00	204.00	139.95	156.00	**9055250107000**
0.4220	27/64	10.72	12.00	204.00	139.92	156.00	**9055250107200**
0.4252		10.80	12.00	204.00	139.80	156.00	**9055250108000**
0.4291		10.90	12.00	204.00	139.65	156.00	**9055250109000**
0.4331		11.00	12.00	204.00	139.50	156.00	**9055250110000**
0.4374	7/16	11.11	12.00	204.00	139.34	156.00	**9055250111100**
0.4528		11.50	12.00	204.00	138.75	156.00	**9055250115000**
0.4531	29/64	11.51	12.00	204.00	138.74	156.00	**9055250115100**
0.4689	15/32	11.91	12.00	204.00	138.14	156.00	**9055250119100**

Diameter (d_1) inch	wire/ltr	mm	d_2 mm	l_1 mm	t_{max} mm	l_2 mm	EDP #
0.4724		12.00	12.00	204.00	138.00	156.00	**9055250120000**
0.4843	31/64	12.30	14.00	230.00	163.55	182.00	**9055250123000**
0.4921		12.50	14.00	230.00	163.25	182.00	**9055250125000**
0.5000	1/2	12.70	14.00	230.00	162.95	182.00	**9055250127000**
0.5118		13.00	14.00	230.00	162.50	182.00	**9055250130000**
0.5311	17/32	13.49	14.00	230.00	161.77	182.00	**9055250134900**
0.5315		13.50	14.00	230.00	161.75	182.00	**9055250135000**
0.5469	35/64	13.89	14.00	230.00	161.17	182.00	**9055250138900**
0.5512		14.00	14.00	230.00	161.00	182.00	**9055250140000**
0.5709		14.50	16.00	260.00	186.25	208.00	**9055250145000**
0.5906		15.00	16.00	260.00	185.50	208.00	**9055250150000**
0.6094	39/64	15.48	16.00	260.00	184.78	208.00	**9055250154800**
0.6102		15.50	16.00	260.00	184.75	208.00	**9055250155000**
0.6299		16.00	16.00	260.00	184.00	208.00	**9055250160000**
0.6496		16.50	18.00	285.00	209.25	234.00	**9055250165000**
0.6693		17.00	18.00	285.00	208.50	234.00	**9055250170000**
0.6890		17.50	18.00	285.00	207.75	234.00	**9055250175000**
0.7087		18.00	18.00	285.00	207.00	234.00	**9055250180000**
0.7283		18.50	20.00	310.00	230.25	258.00	**9055250185000**
0.7480		19.00	20.00	310.00	229.50	258.00	**9055250190000**
0.7500	3/4	19.05	20.00	310.00	229.43	258.00	**9055250190500**
0.7677		19.50	20.00	310.00	228.75	258.00	**9055250195000**
0.7874		20.00	20.00	310.00	228.00	258.00	**9055250200000**

Pilot drilling

It is recommended to utilize a pilot drill for the series **5525** deep hole drill. Use series **5510**, or similar drill with m7 diameter tolerance and 140° point, to drill a minimum of 1xD deep. Then enter the pilot hole with the deep hole drill at max. 300RPM and 20IPM stopping shy of the bottom of the pilot hole. Start high pressure coolant and increase RPM to recommended operating speed. Drill at recommended feed rate to hole depth without pecking. Slow to max. 300RPM before retracting.

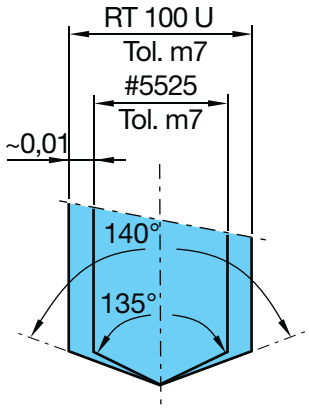

Tool Reconditioning

RE-GRINDING AND RE-COATING



CARBIDE STRAIGHT FLUTE DRILLS

RT 150 GG drills

Series no. **768**

4xD	RT 150 GG	120°	m7		HA	R
Cutting depth	Type	Point angle	Tolerance on Ø	Internal coolant	Shank form	Cutting direction

Tool material: **Solid Carbide**

Surface: ◯

P	Steel	
M	Stainless steel	
K	Cast iron	○
N	Aluminum	●
S	Titanium alloys	
H	Hardened steel	

●=Optimal
○=Limited

web thinning ≥ Ø 3.000 • relieved cone • close diameter tolerances • very good surface quality of hole • observe coolant pressure • double margin

aluminum and Al-alloys • Al materials with high Si-content

$t_{max} = l_2 - (1.5 \times d_1)$

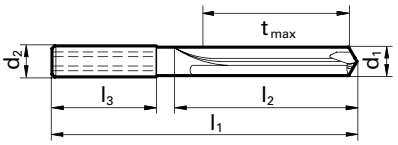

Speeds and feeds information on pg. 544

Diameter (d1) inch	wire/ltr	mm	d2 mm	l1 mm	t_{max} mm	l2 mm	EDP #
0.1181		3.00	6.00	66.00	19.50	24.00	9007680030000
0.1220		3.10	6.00	66.00	19.35	24.00	9007680031000
0.1260		3.20	6.00	66.00	19.20	24.00	9007680032000
0.1299		3.30	6.00	66.00	19.05	24.00	9007680033000
0.1339		3.40	6.00	66.00	18.90	24.00	9007680034000
0.1378		3.50	6.00	66.00	18.75	24.00	9007680035000
0.1417		3.60	6.00	66.00	18.60	24.00	9007680036000
0.1457		3.70	6.00	66.00	18.45	24.00	9007680037000
0.1496	#25	3.80	6.00	74.00	24.30	30.00	9007680038000
0.1535		3.90	6.00	74.00	24.15	30.00	9007680039000
0.1575		4.00	6.00	74.00	24.00	30.00	9007680040000
0.1614		4.10	6.00	74.00	23.85	30.00	9007680041000
0.1654		4.20	6.00	74.00	23.70	30.00	9007680042000
0.1693	#18	4.30	6.00	74.00	23.55	30.00	9007680043000
0.1732		4.40	6.00	74.00	23.40	30.00	9007680044000
0.1772	#16	4.50	6.00	74.00	23.25	30.00	9007680045000
0.1811		4.60	6.00	74.00	23.10	30.00	9007680046000
0.1850	#13	4.70	6.00	74.00	22.95	30.00	9007680047000
0.1890	#12	4.80	6.00	74.00	28.80	36.00	9007680048000
0.1929		4.90	6.00	74.00	28.65	36.00	9007680049000
0.1969		5.00	6.00	74.00	28.50	36.00	9007680050000
0.2008		5.10	6.00	74.00	28.35	36.00	9007680051000
0.2031	13/64	5.16	6.00	74.00	28.26	36.00	9007680051600
0.2047		5.20	6.00	74.00	28.20	36.00	9007680052000
0.2087		5.30	6.00	74.00	28.05	36.00	9007680053000
0.2126		5.40	6.00	74.00	27.90	36.00	9007680054000
0.2165		5.50	6.00	74.00	27.75	36.00	9007680055000
0.2189	7/32	5.56	6.00	74.00	27.66	36.00	9007680055600
0.2205		5.60	6.00	74.00	27.60	36.00	9007680056000
0.2244		5.70	6.00	74.00	27.45	36.00	9007680057000
0.2283		5.80	6.00	74.00	27.30	36.00	9007680058000
0.2323		5.90	6.00	74.00	27.15	36.00	9007680059000
0.2343	15/64	5.95	6.00	74.00	27.08	36.00	9007680059500
0.2362		6.00	6.00	74.00	27.00	36.00	9007680060000
0.2402		6.10	8.00	91.00	43.85	53.00	9007680061000
0.2441		6.20	8.00	91.00	43.70	53.00	9007680062000
0.2480		6.30	8.00	91.00	43.55	53.00	9007680063000
0.2500	1/4 E	6.35	8.00	91.00	43.48	53.00	9007680063500
0.2520		6.40	8.00	91.00	43.40	53.00	9007680064000
0.2559		6.50	8.00	91.00	43.25	53.00	9007680065000
0.2598		6.60	8.00	91.00	43.10	53.00	9007680066000
0.2638		6.70	8.00	91.00	42.95	53.00	9007680067000

Diameter (d1) inch	wire/ltr	mm	d2 mm	l1 mm	t_{max} mm	l2 mm	EDP #
0.2657	17/64 H	6.75	8.00	91.00	42.88	53.00	9007680067500
0.2677		6.80	8.00	91.00	42.80	53.00	9007680068000
0.2717	I	6.90	8.00	91.00	42.65	53.00	9007680069000
0.2756		7.00	8.00	91.00	42.50	53.00	9007680070000
0.2795		7.10	8.00	91.00	42.35	53.00	9007680071000
0.2811	9/32 K	7.14	8.00	91.00	42.29	53.00	9007680071400
0.2835		7.20	8.00	91.00	42.20	53.00	9007680072000
0.2874		7.30	8.00	91.00	42.05	53.00	9007680073000
0.2913		7.40	8.00	91.00	41.90	53.00	9007680074000
0.2953		7.50	8.00	91.00	41.75	53.00	9007680075000
0.2969	19/64	7.54	8.00	91.00	41.69	53.00	9007680075400
0.2992		7.60	8.00	91.00	41.60	53.00	9007680076000
0.3031		7.70	8.00	91.00	41.45	53.00	9007680077000
0.3071		7.80	8.00	91.00	41.30	53.00	9007680078000
0.3110		7.90	8.00	91.00	41.15	53.00	9007680079000
0.3126	5/16	7.94	8.00	91.00	41.09	53.00	9007680079400
0.3150		8.00	8.00	91.00	41.00	53.00	9007680080000
0.3189		8.10	10.00	103.00	48.85	61.00	9007680081000
0.3228	P	8.20	10.00	103.00	48.70	61.00	9007680082000
0.3268		8.30	10.00	103.00	48.55	61.00	9007680083000
0.3280	21/64	8.33	10.00	103.00	48.51	61.00	9007680083300
0.3307		8.40	10.00	103.00	48.40	61.00	9007680084000
0.3346		8.50	10.00	103.00	48.25	61.00	9007680085000
0.3386		8.60	10.00	103.00	48.10	61.00	9007680086000
0.3425		8.70	10.00	103.00	47.95	61.00	9007680087000
0.3437	11/32	8.73	10.00	103.00	47.91	61.00	9007680087300
0.3465		8.80	10.00	103.00	47.80	61.00	9007680088000
0.3504		8.90	10.00	103.00	47.65	61.00	9007680089000
0.3543		9.00	10.00	103.00	47.50	61.00	9007680090000
0.3583		9.10	10.00	103.00	47.35	61.00	9007680091000
0.3594	23/64	9.13	10.00	103.00	47.31	61.00	9007680091300
0.3622		9.20	10.00	103.00	47.20	61.00	9007680092000
0.3661		9.30	10.00	103.00	47.05	61.00	9007680093000
0.3701		9.40	10.00	103.00	46.90	61.00	9007680094000
0.3740		9.50	10.00	103.00	46.75	61.00	9007680095000
0.3748	3/8	9.52	10.00	103.00	46.72	61.00	9007680095200
0.3780		9.60	10.00	103.00	46.60	61.00	9007680096000
0.3819		9.70	10.00	103.00	46.45	61.00	9007680097000
0.3858	W	9.80	10.00	103.00	46.30	61.00	9007680098000
0.3898		9.90	10.00	103.00	46.15	61.00	9007680099000
0.3906	25/64	9.92	10.00	103.00	46.12	61.00	9007680099200
0.3937		10.00	10.00	103.00	46.00	61.00	9007680100000

RT 150 GG drills

Series no. **768**

Diameter (d1) inch	wire/ltr	mm	d2 mm	l1 mm	t_{max} mm	l2 mm	EDP #
0.4016		10.20	12.00	118.00	55.70	71.00	**9007680102000**
0.4063	13/32	10.32	12.00	118.00	55.52	71.00	**9007680103200**
0.4134		10.50	12.00	118.00	55.25	71.00	**9007680105000**
0.4220	27/64	10.72	12.00	118.00	54.92	71.00	**9007680107200**
0.4331		11.00	12.00	118.00	54.50	71.00	**9007680110000**
0.4374	7/16	11.11	12.00	118.00	54.34	71.00	**9007680111100**
0.4409		11.20	12.00	118.00	54.20	71.00	**9007680112000**
0.4528		11.50	12.00	118.00	53.75	71.00	**9007680115000**
0.4531	29/64	11.51	12.00	118.00	53.74	71.00	**9007680115100**
0.4689	15/32	11.91	12.00	118.00	53.14	71.00	**9007680119100**
0.4724		12.00	12.00	118.00	53.00	71.00	**9007680120000**
0.4843	31/64	12.30	14.00	124.00	55.55	74.00	**9007680123000**
0.4921		12.50	14.00	124.00	55.25	74.00	**9007680125000**
0.5000	1/2	12.70	14.00	124.00	54.95	74.00	**9007680127000**
0.5118		13.00	14.00	124.00	54.50	74.00	**9007680130000**

Diameter (d1) inch	wire/ltr	mm	d2 mm	l1 mm	t_{max} mm	l2 mm	EDP #
0.5315		13.50	14.00	124.00	53.75	74.00	**9007680135000**
0.5512		14.00	14.00	124.00	53.00	74.00	**9007680140000**
0.5709		14.50	16.00	133.00	61.25	83.00	**9007680145000**
0.5906		15.00	16.00	133.00	60.50	83.00	**9007680150000**
0.6102		15.50	16.00	133.00	59.75	83.00	**9007680155000**
0.6299		16.00	16.00	133.00	59.00	83.00	**9007680160000**
0.6496		16.50	18.00	143.00	68.25	93.00	**9007680165000**
0.6693		17.00	18.00	143.00	67.50	93.00	**9007680170000**
0.6890		17.50	18.00	143.00	66.75	93.00	**9007680175000**
0.7087		18.00	18.00	143.00	66.00	93.00	**9007680180000**
0.7283		18.50	20.00	153.00	73.25	101.00	**9007680185000**
0.7480		19.00	20.00	153.00	72.50	101.00	**9007680190000**
0.7677		19.50	20.00	153.00	71.75	101.00	**9007680195000**
0.7874		20.00	20.00	153.00	71.00	101.00	**9007680200000**

RT 150 GG drills

Series no. **6068**

4xD	RT 150 GG	130°	m7		HA	R
Cutting depth	Type	Point angle	Tolerance on Ø	Internal coolant	Shank form	Cutting direction

Tool material: **Solid Carbide**

Surface: ◯

P	Steel	
M	Stainless steel	
K	Cast iron	●
N	Aluminum	○
S	Titanium alloys	
H	Hardened steel	

●=Optimal
○=Limited

web thinning ≥ Ø 3.000 • facet point grinding • close diameter tolerances • very good surface quality of hole • observe optimal coolant pressure • double margin

grey cast iron, malleable and spheroidal iron

$t_{max} = l_2 - (1.5 \times d_1)$

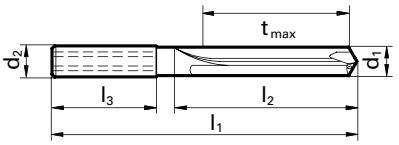

Speeds and feeds information on pg. 583

Diameter (d1) inch	wire/ltr	mm	d2 mm	l1 mm	t_{max} mm	l2 mm	EDP #
0.1181		3.00	6.00	66.00	19.50	24.00	9060680030000
0.1220		3.10	6.00	66.00	19.35	24.00	9060680031000
0.1260		3.20	6.00	66.00	19.20	24.00	9060680032000
0.1299		3.30	6.00	66.00	19.05	24.00	9060680033000
0.1339		3.40	6.00	66.00	18.90	24.00	9060680034000
0.1378		3.50	6.00	66.00	18.75	24.00	9060680035000
0.1417		3.60	6.00	66.00	18.60	24.00	9060680036000
0.1457		3.70	6.00	66.00	18.45	24.00	9060680037000
0.1496	#25	3.80	6.00	74.00	24.30	30.00	9060680038000
0.1535		3.90	6.00	74.00	24.15	30.00	9060680039000
0.1575		4.00	6.00	74.00	24.00	30.00	9060680040000
0.1654		4.20	6.00	74.00	23.70	30.00	9060680042000
0.1772	#16	4.50	6.00	74.00	23.25	30.00	9060680045000
0.1811		4.60	6.00	74.00	23.10	30.00	9060680046000
0.1890	#12	4.80	6.00	74.00	28.80	36.00	9060680048000
0.1969		5.00	6.00	74.00	28.50	36.00	9060680050000
0.2008		5.10	6.00	74.00	28.35	36.00	9060680051000
0.2031	13/64	5.16	6.00	74.00	28.26	36.00	9060680051600
0.2047		5.20	6.00	74.00	28.20	36.00	9060680052000
0.2087		5.30	6.00	74.00	28.05	36.00	9060680053000
0.2126		5.40	6.00	74.00	27.90	36.00	9060680054000
0.2165		5.50	6.00	74.00	27.75	36.00	9060680055000
0.2189	7/32	5.56	6.00	74.00	27.66	36.00	9060680055600
0.2205		5.60	6.00	74.00	27.60	36.00	9060680056000
0.2283		5.80	6.00	74.00	27.30	36.00	9060680058000
0.2362		6.00	6.00	74.00	27.00	36.00	9060680060000
0.2402		6.10	8.00	91.00	43.85	53.00	9060680061000
0.2441		6.20	8.00	91.00	43.70	53.00	9060680062000
0.2480		6.30	8.00	91.00	43.55	53.00	9060680063000
0.2500	1/4	E 6.35	8.00	91.00	43.48	53.00	9060680063500
0.2520		6.40	8.00	91.00	43.40	53.00	9060680064000
0.2559		6.50	8.00	91.00	43.25	53.00	9060680065000
0.2598		6.60	8.00	91.00	43.10	53.00	9060680066000
0.2657	17/64	H 6.75	8.00	91.00	42.88	53.00	9060680067500
0.2677		6.80	8.00	91.00	42.80	53.00	9060680068000
0.2717		I 6.90	8.00	91.00	42.65	53.00	9060680069000
0.2756		7.00	8.00	91.00	42.50	53.00	9060680070000
0.2795		7.10	8.00	91.00	42.35	53.00	9060680071000

Diameter (d1) inch	wire/ltr	mm	d2 mm	l1 mm	t_{max} mm	l2 mm	EDP #
0.2811	9/32	K 7.14	8.00	91.00	42.29	53.00	9060680071400
0.2835		7.20	8.00	91.00	42.20	53.00	9060680072000
0.2874		7.30	8.00	91.00	42.05	53.00	9060680073000
0.2913		7.40	8.00	91.00	41.90	53.00	9060680074000
0.2953		7.50	8.00	91.00	41.75	53.00	9060680075000
0.2969	19/64	7.54	8.00	91.00	41.69	53.00	9060680075400
0.3071		7.80	8.00	91.00	41.30	53.00	9060680078000
0.3150		8.00	8.00	91.00	41.00	53.00	9060680080000
0.3189		8.10	10.00	103.00	48.85	61.00	9060680081000
0.3228		P 8.20	10.00	103.00	48.70	61.00	9060680082000
0.3268		8.30	10.00	103.00	48.55	61.00	9060680083000
0.3307		8.40	10.00	103.00	48.40	61.00	9060680084000
0.3346		8.50	10.00	103.00	48.25	61.00	9060680085000
0.3386		8.60	10.00	103.00	48.10	61.00	9060680086000
0.3425		8.70	10.00	103.00	47.95	61.00	9060680087000
0.3437	11/32	8.73	10.00	103.00	47.91	61.00	9060680087300
0.3543		9.00	10.00	103.00	47.50	61.00	9060680090000
0.3594	23/64	9.13	10.00	103.00	47.31	61.00	9060680091300
0.3622		9.20	10.00	103.00	47.20	61.00	9060680092000
0.3661		9.30	10.00	103.00	47.05	61.00	9060680093000
0.3740		9.50	10.00	103.00	46.75	61.00	9060680095000
0.3748	3/8	9.52	10.00	103.00	46.72	61.00	9060680095200
0.3780		9.60	10.00	103.00	46.60	61.00	9060680096000
0.3819		9.70	10.00	103.00	46.45	61.00	9060680097000
0.3858		W 9.80	10.00	103.00	46.30	61.00	9060680098000
0.3906	25/64	9.92	10.00	103.00	46.12	61.00	9060680099200
0.3937		10.00	10.00	103.00	46.00	61.00	9060680100000
0.4016		10.20	12.00	118.00	55.70	71.00	9060680102000
0.4134		10.50	12.00	118.00	55.25	71.00	9060680105000
0.4220	27/64	10.72	12.00	118.00	54.92	71.00	9060680107200
0.4331		11.00	12.00	118.00	54.50	71.00	9060680110000
0.4374	7/16	11.11	12.00	118.00	54.34	71.00	9060680111100
0.4528		11.50	12.00	118.00	53.75	71.00	9060680115000
0.4724		12.00	12.00	118.00	53.00	71.00	9060680120000
0.4843	31/64	12.30	14.00	124.00	55.55	74.00	9060680123000
0.4921		12.50	14.00	124.00	55.25	74.00	9060680125000
0.5000	1/2	12.70	14.00	124.00	54.95	74.00	9060680127000
0.5118		13.00	14.00	124.00	54.50	74.00	9060680130000

RT 150 GG drills

Series no. **6068**

Diameter (d1) inch	wire/ltr	mm	d2 mm	l1 mm	t_{max} mm	l2 mm	EDP #
0.5315		13.50	14.00	124.00	53.75	74.00	**9060680135000**
0.5512		14.00	14.00	124.00	53.00	74.00	**9060680140000**
0.5709		14.50	16.00	133.00	61.25	83.00	**9060680145000**
0.5906		15.00	16.00	133.00	60.50	83.00	**9060680150000**
0.6102		15.50	16.00	133.00	59.75	83.00	**9060680155000**
0.6299		16.00	16.00	133.00	59.00	83.00	**9060680160000**
0.6496		16.50	18.00	143.00	68.25	93.00	**9060680165000**

Diameter (d1) inch	wire/ltr	mm	d2 mm	l1 mm	t_{max} mm	l2 mm	EDP #
0.6693		17.00	18.00	143.00	67.50	93.00	**9060680170000**
0.6890		17.50	18.00	143.00	66.75	93.00	**9060680175000**
0.7087		18.00	18.00	143.00	66.00	93.00	**9060680180000**
0.7283		18.50	20.00	153.00	73.25	101.00	**9060680185000**
0.7480		19.00	20.00	153.00	72.50	101.00	**9060680190000**
0.7677		19.50	20.00	153.00	71.75	101.00	**9060680195000**
0.7874		20.00	20.00	153.00	71.00	101.00	**9060680200000**

RT 150 GG drills

Series no. **769**

Tool material **Solid Carbide**

Surface

P	Steel	
M	Stainless steel	
K	Cast iron	○
N	Aluminum	●
S	Titanium alloys	
H	Hardened steel	

●=Optimal
○=Limited

web thinning ≥ Ø 3.000 • relieved cone • close diameter tolerances • very good surface quality of hole • observe coolant pressure • double margin

aluminum and Al-alloys • Al materials with high Si-content

$t_{max} = l_2 - (1.5 \times d_1)$

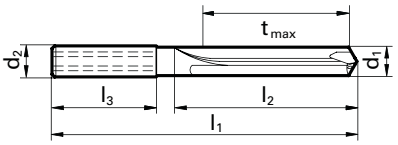

Speeds and feeds information on pg. 545

Diameter (d1) inch	wire/ltr	mm	d2 mm	l1 mm	t_{max} mm	l2 mm	EDP #
0.1181		3.00	6.00	74.00	27.50	32.00	9007690030000
0.1220		3.10	6.00	74.00	27.35	32.00	9007690031000
0.1260		3.20	6.00	74.00	27.20	32.00	9007690032000
0.1299		3.30	6.00	74.00	27.05	32.00	9007690033000
0.1339		3.40	6.00	74.00	28.90	34.00	9007690034000
0.1378		3.50	6.00	74.00	28.75	34.00	9007690035000
0.1417		3.60	6.00	74.00	28.60	34.00	9007690036000
0.1457		3.70	6.00	74.00	28.45	34.00	9007690037000
0.1496	#25	3.80	6.00	97.00	39.30	45.00	9007690038000
0.1535		3.90	6.00	97.00	39.15	45.00	9007690039000
0.1575		4.00	6.00	97.00	39.00	45.00	9007690040000
0.1614		4.10	6.00	97.00	38.85	45.00	9007690041000
0.1654		4.20	6.00	97.00	38.70	45.00	9007690042000
0.1693	#18	4.30	6.00	97.00	38.55	45.00	9007690043000
0.1732		4.40	6.00	97.00	38.40	45.00	9007690044000
0.1772	#16	4.50	6.00	97.00	38.25	45.00	9007690045000
0.1850	#13	4.70	6.00	97.00	37.95	45.00	9007690047000
0.1890	#12	4.80	6.00	97.00	49.80	57.00	9007690048000
0.1929		4.90	6.00	97.00	49.65	57.00	9007690049000
0.1969		5.00	6.00	97.00	49.50	57.00	9007690050000
0.2031	13/64	5.16	6.00	97.00	49.26	57.00	9007690051600
0.2165		5.50	6.00	97.00	48.75	57.00	9007690055000
0.2362		6.00	6.00	97.00	48.00	57.00	9007690060000
0.2500	1/4 E	6.35	8.00	116.00	66.48	76.00	9007690063500
0.2559		6.50	8.00	116.00	66.25	76.00	9007690065000
0.2677		6.80	8.00	116.00	65.80	76.00	9007690068000
0.2756		7.00	8.00	116.00	65.50	76.00	9007690070000
0.2811	9/32 K	7.14	8.00	116.00	65.29	76.00	9007690071400
0.2953		7.50	8.00	116.00	64.75	76.00	9007690075000
0.3071		7.80	8.00	116.00	64.30	76.00	9007690078000
0.3126	5/16	7.94	8.00	116.00	64.09	76.00	9007690079400
0.3150		8.00	8.00	116.00	64.00	76.00	9007690080000
0.3280	21/64	8.33	10.00	139.00	82.51	95.00	9007690083300
0.3346		8.50	10.00	139.00	82.25	95.00	9007690085000

Diameter (d1) inch	wire/ltr	mm	d2 mm	l1 mm	t_{max} mm	l2 mm	EDP #
0.3437	11/32	8.73	10.00	139.00	81.91	95.00	9007690087300
0.3543		9.00	10.00	139.00	81.50	95.00	9007690090000
0.3594	23/64	9.13	10.00	139.00	81.31	95.00	9007690091300
0.3740		9.50	10.00	139.00	80.75	95.00	9007690095000
0.3748	3/8	9.52	10.00	139.00	80.72	95.00	9007690095200
0.3937		10.00	10.00	139.00	80.00	95.00	9007690100000
0.4016		10.20	12.00	163.00	98.70	114.00	9007690102000
0.4063	13/32	10.32	12.00	163.00	98.52	114.00	9007690103200
0.4134		10.50	12.00	163.00	98.25	114.00	9007690105000
0.4220	27/64	10.72	12.00	163.00	97.92	114.00	9007690107200
0.4331		11.00	12.00	163.00	97.50	114.00	9007690110000
0.4374	7/16	11.11	12.00	163.00	97.34	114.00	9007690111100
0.4528		11.50	12.00	163.00	96.75	114.00	9007690115000
0.4531	29/64	11.51	12.00	163.00	96.74	114.00	9007690115100
0.4724		12.00	12.00	163.00	96.00	114.00	9007690120000
0.4843	31/64	12.30	14.00	182.00	114.55	133.00	9007690123000
0.4921		12.50	14.00	182.00	114.25	133.00	9007690125000
0.5000	1/2	12.70	14.00	182.00	113.95	133.00	9007690127000
0.5118		13.00	14.00	182.00	113.50	133.00	9007690130000
0.5315		13.50	14.00	182.00	112.75	133.00	9007690135000
0.5512		14.00	14.00	182.00	112.00	133.00	9007690140000
0.5709		14.50	16.00	204.00	130.25	152.00	9007690145000
0.5906		15.00	16.00	204.00	129.50	152.00	9007690150000
0.6102		15.50	16.00	204.00	128.75	152.00	9007690155000
0.6299		16.00	16.00	204.00	128.00	152.00	9007690160000
0.6496		16.50	18.00	223.00	146.25	171.00	9007690165000
0.6693		17.00	18.00	223.00	145.50	171.00	9007690170000
0.6890		17.50	18.00	223.00	144.75	171.00	9007690175000
0.7087		18.00	18.00	223.00	144.00	171.00	9007690180000
0.7283		18.50	20.00	244.00	162.25	190.00	9007690185000
0.7480		19.00	20.00	244.00	161.50	190.00	9007690190000
0.7677		19.50	20.00	244.00	160.75	190.00	9007690195000
0.7874		20.00	20.00	244.00	160.00	190.00	9007690200000

RT 150 GG drills

Series no. **6069**

7xD	RT 150 GG	130°	m7		HA	R
Cutting depth	Type	Point angle	Tolerance on Ø	Internal coolant	Shank form	Cutting direction

Tool material: **Solid Carbide**

Surface: ◯

P	Steel	
M	Stainless steel	
K	Cast iron	●
N	Aluminum	○
S	Titanium alloys	
H	Hardened steel	

●=Optimal
○=Limited

web thinning ≥ Ø 3.000 • facet point grinding • close diameter tolerances
• very good surface quality of hole • observe optimal coolant pressure
• double margin

grey cast iron, malleable and spheroidal iron

$t_{max} = l_2 - (1.5 \times d_1)$

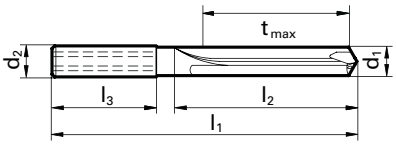

Speeds and feeds information on pg. 584

Diameter (d1) inch	wire/ltr	mm	d2 mm	l1 mm	t_{max} mm	l2 mm	EDP #
0.1181		3.00	6.00	74.00	27.50	32.00	9060690030000
0.1220		3.10	6.00	74.00	27.35	32.00	9060690031000
0.1260		3.20	6.00	74.00	27.20	32.00	9060690032000
0.1299		3.30	6.00	74.00	27.05	32.00	9060690033000
0.1339		3.40	6.00	74.00	28.90	34.00	9060690034000
0.1378		3.50	6.00	74.00	28.75	34.00	9060690035000
0.1417		3.60	6.00	74.00	28.60	34.00	9060690036000
0.1457		3.70	6.00	74.00	28.45	34.00	9060690037000
0.1496	#25	3.80	6.00	97.00	39.30	45.00	9060690038000
0.1535		3.90	6.00	97.00	39.15	45.00	9060690039000
0.1575		4.00	6.00	97.00	39.00	45.00	9060690040000
0.1614		4.10	6.00	97.00	38.85	45.00	9060690041000
0.1654		4.20	6.00	97.00	38.70	45.00	9060690042000
0.1693	#18	4.30	6.00	97.00	38.55	45.00	9060690043000
0.1732		4.40	6.00	97.00	38.40	45.00	9060690044000
0.1772	#16	4.50	6.00	97.00	38.25	45.00	9060690045000
0.1850	#13	4.70	6.00	97.00	37.95	45.00	9060690047000
0.1890	#12	4.80	6.00	97.00	49.80	57.00	9060690048000
0.1929		4.90	6.00	97.00	49.65	57.00	9060690049000
0.1969		5.00	6.00	97.00	49.50	57.00	9060690050000
0.2031	13/64	5.16	6.00	97.00	49.26	57.00	9060690051600
0.2165		5.50	6.00	97.00	48.75	57.00	9060690055000
0.2362		6.00	6.00	97.00	48.00	57.00	9060690060000
0.2500	1/4 E	6.35	8.00	116.00	66.48	76.00	9060690063500
0.2559		6.50	8.00	116.00	66.25	76.00	9060690065000
0.2677		6.80	8.00	116.00	65.80	76.00	9060690068000
0.2756		7.00	8.00	116.00	65.50	76.00	9060690070000
0.2811	9/32 K	7.14	8.00	116.00	65.29	76.00	9060690071400
0.2953		7.50	8.00	116.00	64.75	76.00	9060690075000
0.3071		7.80	8.00	116.00	64.30	76.00	9060690078000
0.3126	5/16	7.94	8.00	116.00	64.09	76.00	9060690079400
0.3150		8.00	8.00	116.00	64.00	76.00	9060690080000
0.3280	21/64	8.33	10.00	139.00	82.51	95.00	9060690083300
0.3346		8.50	10.00	139.00	82.25	95.00	9060690085000

Diameter (d1) inch	wire/ltr	mm	d2 mm	l1 mm	t_{max} mm	l2 mm	EDP #
0.3437	11/32	8.73	10.00	139.00	81.91	95.00	9060690087300
0.3543		9.00	10.00	139.00	81.50	95.00	9060690090000
0.3594	23/64	9.13	10.00	139.00	81.31	95.00	9060690091300
0.3740		9.50	10.00	139.00	80.75	95.00	9060690095000
0.3748	3/8	9.52	10.00	139.00	80.72	95.00	9060690095200
0.3937		10.00	10.00	139.00	80.00	95.00	9060690100000
0.4016		10.20	12.00	163.00	98.70	114.00	9060690102000
0.4063	13/32	10.32	12.00	163.00	98.52	114.00	9060690103200
0.4134		10.50	12.00	163.00	98.25	114.00	9060690105000
0.4220	27/64	10.72	12.00	163.00	97.92	114.00	9060690107200
0.4331		11.00	12.00	163.00	97.50	114.00	9060690110000
0.4374	7/16	11.11	12.00	163.00	97.34	114.00	9060690111100
0.4528		11.50	12.00	163.00	96.75	114.00	9060690115000
0.4531	29/64	11.51	12.00	163.00	96.74	114.00	9060690115100
0.4724		12.00	12.00	163.00	96.00	114.00	9060690120000
0.4843	31/64	12.30	14.00	182.00	114.55	133.00	9060690123000
0.4921		12.50	14.00	182.00	114.25	133.00	9060690125000
0.5000	1/2	12.70	14.00	182.00	113.95	133.00	9060690127000
0.5118		13.00	14.00	182.00	113.50	133.00	9060690130000
0.5315		13.50	14.00	182.00	112.75	133.00	9060690135000
0.5512		14.00	14.00	182.00	112.00	133.00	9060690140000
0.5709		14.50	16.00	204.00	130.25	152.00	9060690145000
0.5906		15.00	16.00	204.00	129.50	152.00	9060690150000
0.6102		15.50	16.00	204.00	128.75	152.00	9060690155000
0.6299		16.00	16.00	204.00	128.00	152.00	9060690160000
0.6496		16.50	18.00	223.00	146.25	171.00	9060690165000
0.6693		17.00	18.00	223.00	145.50	171.00	9060690170000
0.6890		17.50	18.00	223.00	144.75	171.00	9060690175000
0.7087		18.00	18.00	223.00	144.00	171.00	9060690180000
0.7283		18.50	20.00	244.00	162.25	190.00	9060690185000
0.7480		19.00	20.00	244.00	161.50	190.00	9060690190000
0.7677		19.50	20.00	244.00	160.75	190.00	9060690195000
0.7874		20.00	20.00	244.00	160.00	190.00	9060690200000

RT 150 GG drills

Series no. **5513**

Tool material **Solid Carbide**

Surface

P	Steel	
M	Stainless steel	
K	Cast iron	○
N	Aluminum	●
S	Titanium alloys	
H	Hardened steel	

●=Optimal
○=Limited

web thinning ≥ Ø 3.000 • relieved cone • close diameter tolerances
• very good surface quality of hole • observe coolant pressure • double margin

aluminum and Al-alloys • Al materials with high Si-content

$t_{max} = l_2 - (1.5 \times d_1)$

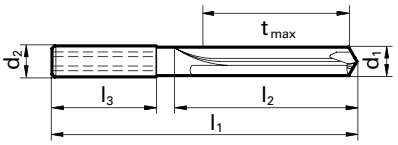

Speeds and feeds information on pg. 571

Diameter (d1) inch	wire/ltr	mm	d2 mm	l1 mm	t_{max} mm	l2 mm	EDP #
0.1181		3.00	6.00	91.00	37.50	42.00	**9055130030000**
0.1220		3.10	6.00	91.00	37.35	42.00	**9055130031000**
0.1248	1/8	3.17	6.00	91.00	37.25	42.00	**9055130031700**
0.1260		3.20	6.00	91.00	37.20	42.00	**9055130032000**
0.1280		3.25	6.00	91.00	37.13	42.00	**9055130032500**
0.1299		3.30	6.00	91.00	37.05	42.00	**9055130033000**
0.1339		3.40	6.00	91.00	42.90	48.00	**9055130034000**
0.1378		3.50	6.00	91.00	42.75	48.00	**9055130035000**
0.1406	9/64 #28	3.57	6.00	91.00	42.65	48.00	**9055130035700**
0.1417		3.60	6.00	91.00	42.60	48.00	**9055130036000**
0.1457	#25	3.70	6.00	91.00	42.45	48.00	**9055130037000**
0.1496	#25	3.80	6.00	121.00	71.30	77.00	**9055130038000**
0.1535		3.90	6.00	121.00	71.15	77.00	**9055130039000**
0.1563	5/32	3.97	6.00	121.00	71.05	77.00	**9055130039700**
0.1575		4.00	6.00	121.00	71.00	77.00	**9055130040000**
0.1654		4.20	6.00	121.00	70.70	77.00	**9055130042000**
0.1772	#16	4.50	6.00	121.00	70.25	77.00	**9055130045000**
0.1969		5.00	6.00	121.00	74.50	82.00	**9055130050000**
0.2165		5.50	6.00	121.00	73.75	82.00	**9055130055000**
0.2362		6.00	6.00	121.00	73.00	82.00	**9055130060000**
0.2500	1/4 E	6.35	8.00	146.00	96.48	106.00	**9055130063500**
0.2559		6.50	8.00	146.00	96.25	106.00	**9055130065000**
0.2677		6.80	8.00	146.00	95.80	106.00	**9055130068000**

Diameter (d1) inch	wire/ltr	mm	d2 mm	l1 mm	t_{max} mm	l2 mm	EDP #
0.2756		7.00	8.00	146.00	95.50	106.00	**9055130070000**
0.2953		7.50	8.00	146.00	94.75	106.00	**9055130075000**
0.3071		7.80	8.00	146.00	94.30	106.00	**9055130078000**
0.3150		8.00	8.00	146.00	94.00	106.00	**9055130080000**
0.3346		8.50	10.00	175.00	117.25	130.00	**9055130085000**
0.3543		9.00	10.00	175.00	116.50	130.00	**9055130090000**
0.3740		9.50	10.00	175.00	115.75	130.00	**9055130095000**
0.3748	3/8	9.52	10.00	175.00	115.72	130.00	**9055130095200**
0.3937		10.00	10.00	175.00	115.00	130.00	**9055130100000**
0.4016		10.20	12.00	209.00	143.70	159.00	**9055130102000**
0.4134		10.50	12.00	209.00	143.25	159.00	**9055130105000**
0.4331		11.00	12.00	209.00	142.50	159.00	**9055130110000**
0.4528		11.50	12.00	209.00	141.75	159.00	**9055130115000**
0.4724		12.00	12.00	209.00	141.00	159.00	**9055130120000**
0.4921		12.50	14.00	233.00	164.25	183.00	**9055130125000**
0.5000	1/2	12.70	14.00	233.00	163.95	183.00	**9055130127000**
0.5118		13.00	14.00	233.00	163.50	183.00	**9055130130000**
0.5315		13.50	14.00	233.00	162.75	183.00	**9055130135000**
0.5512		14.00	14.00	233.00	162.00	183.00	**9055130140000**
0.5709		14.50	16.00	260.00	185.25	207.00	**9055130145000**
0.5906		15.00	16.00	260.00	184.50	207.00	**9055130150000**
0.6102		15.50	16.00	260.00	183.75	207.00	**9055130155000**
0.6299		16.00	16.00	260.00	183.00	207.00	**9055130160000**

RT 150 GG drills

Series no. **6070**

10xD	RT 150 GG	130°	m7		HA	R
Cutting depth	Type	Point angle	Tolerance on Ø	Internal coolant	Shank form	Cutting direction

Tool material: **Solid Carbide**

Surface: ◯

P	Steel	
M	Stainless steel	
K	Cast iron	●
N	Aluminum	○
S	Titanium alloys	
H	Hardened steel	

●=Optimal
○=Limited

web thinning ≥ Ø 3.000 • facet point grinding • close diameter tolerances
• very good surface quality of hole • observe optimal coolant pressure
• double margin

grey cast iron, malleable and spheroidal iron

$t_{max} = l_2 - (1.5 \times d_1)$

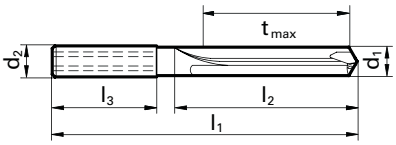

Speeds and feeds information on pg. 584

Diameter (d1) inch	wire/ltr	mm	d2 mm	l1 mm	t_{max} mm	l2 mm	EDP #
0.1181		3.00	6.00	91.00	37.50	42.00	9060700030000
0.1220		3.10	6.00	91.00	37.35	42.00	9060700031000
0.1260		3.20	6.00	91.00	37.20	42.00	9060700032000
0.1299		3.30	6.00	91.00	37.05	42.00	9060700033000
0.1339		3.40	6.00	91.00	42.90	48.00	9060700034000
0.1378		3.50	6.00	91.00	42.75	48.00	9060700035000
0.1417		3.60	6.00	91.00	42.60	48.00	9060700036000
0.1457		3.70	6.00	91.00	42.45	48.00	9060700037000
0.1496	#25	3.80	6.00	121.00	71.30	77.00	9060700038000
0.1535		3.90	6.00	121.00	71.15	77.00	9060700039000
0.1575		4.00	6.00	121.00	71.00	77.00	9060700040000
0.1614		4.10	6.00	121.00	70.85	77.00	9060700041000
0.1654		4.20	6.00	121.00	70.70	77.00	9060700042000
0.1693	#18	4.30	6.00	121.00	70.55	77.00	9060700043000
0.1732		4.40	6.00	121.00	70.40	77.00	9060700044000
0.1772	#16	4.50	6.00	121.00	70.25	77.00	9060700045000
0.1850	#13	4.70	6.00	121.00	69.95	77.00	9060700047000
0.1890	#12	4.80	6.00	121.00	74.80	82.00	9060700048000
0.1929		4.90	6.00	121.00	74.65	82.00	9060700049000
0.1969		5.00	6.00	121.00	74.50	82.00	9060700050000
0.2031	13/64	5.16	6.00	121.00	74.26	82.00	9060700051600
0.2165		5.50	6.00	121.00	73.75	82.00	9060700055000
0.2362		6.00	6.00	121.00	73.00	82.00	9060700060000
0.2500	1/4 E	6.35	8.00	146.00	96.48	106.00	9060700063500
0.2559		6.50	8.00	146.00	96.25	106.00	9060700065000
0.2677		6.80	8.00	146.00	95.80	106.00	9060700068000
0.2756		7.00	8.00	146.00	95.50	106.00	9060700070000
0.2811	9/32 K	7.14	8.00	146.00	95.29	106.00	9060700071400
0.2953		7.50	8.00	146.00	94.75	106.00	9060700075000
0.3071		7.80	8.00	146.00	94.30	106.00	9060700078000
0.3126	5/16	7.94	8.00	146.00	94.09	106.00	9060700079400
0.3150		8.00	8.00	146.00	94.00	106.00	9060700080000
0.3280	21/64	8.33	10.00	175.00	117.51	130.00	9060700083300
0.3346		8.50	10.00	175.00	117.25	130.00	9060700085000

Diameter (d1) inch	wire/ltr	mm	d2 mm	l1 mm	t_{max} mm	l2 mm	EDP #
0.3437	11/32	8.73	10.00	175.00	116.91	130.00	9060700087300
0.3543		9.00	10.00	175.00	116.50	130.00	9060700090000
0.3594	23/64	9.13	10.00	175.00	116.31	130.00	9060700091300
0.3740		9.50	10.00	175.00	115.75	130.00	9060700095000
0.3748	3/8	9.52	10.00	175.00	115.72	130.00	9060700095200
0.3937		10.00	10.00	175.00	115.00	130.00	9060700100000
0.4016		10.20	12.00	209.00	143.70	159.00	9060700102000
0.4063	13/32	10.32	12.00	209.00	143.52	159.00	9060700103200
0.4134		10.50	12.00	209.00	143.25	159.00	9060700105000
0.4220	27/64	10.72	12.00	209.00	142.92	159.00	9060700107200
0.4331		11.00	12.00	209.00	142.50	159.00	9060700110000
0.4374	7/16	11.11	12.00	209.00	142.34	159.00	9060700111100
0.4528		11.50	12.00	209.00	141.75	159.00	9060700115000
0.4531	29/64	11.51	12.00	209.00	141.74	159.00	9060700115100
0.4724		12.00	12.00	209.00	141.00	159.00	9060700120000
0.4843	31/64	12.30	14.00	233.00	164.55	183.00	9060700123000
0.4921		12.50	14.00	233.00	164.25	183.00	9060700125000
0.5000	1/2	12.70	14.00	233.00	163.95	183.00	9060700127000
0.5118		13.00	14.00	233.00	163.50	183.00	9060700130000
0.5315		13.50	14.00	233.00	162.75	183.00	9060700135000
0.5512		14.00	14.00	233.00	162.00	183.00	9060700140000
0.5709		14.50	16.00	260.00	185.25	207.00	9060700145000
0.5906		15.00	16.00	260.00	184.50	207.00	9060700150000
0.6102		15.50	16.00	260.00	183.75	207.00	9060700155000
0.6299		16.00	16.00	260.00	183.00	207.00	9060700160000
0.6496		16.50	18.00	284.00	206.25	231.00	9060700165000
0.6693		17.00	18.00	284.00	205.50	231.00	9060700170000
0.6890		17.50	18.00	284.00	204.75	231.00	9060700175000
0.7087		18.00	18.00	284.00	204.00	231.00	9060700180000
0.7283		18.50	20.00	308.00	227.25	255.00	9060700185000
0.7480		19.00	20.00	308.00	226.50	255.00	9060700190000
0.7677		19.50	20.00	308.00	225.75	255.00	9060700195000
0.7874		20.00	20.00	308.00	225.00	255.00	9060700200000

RT 150 GG drills

Series no. **773**

15xD	RT 150 GN	120°	m7		HA	R
Cutting depth	Type	Point angle	Tolerance on Ø	Internal coolant	Shank form	Cutting direction

Tool material: **Solid Carbide**

Surface: ◯

P	Steel	
M	Stainless steel	
K	Cast iron	●
N	Aluminum	●
S	Titanium alloys	
H	Hardened steel	

●=Optimal
○=Limited

web thinning ≥ Ø 5.000 • relieved cone • negative helix • for holes with high alignment accuracy • very good surface quality of hole • observe coolant pressure • double margin

aluminum and Al-alloys • Al materials with high Si-content • grey cast iron, malleable and spheroidal iron

$t_{max} = l_2 - (1.5 \times d_1)$

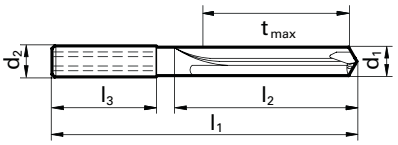

Speeds and feeds information on pg. 545

Diameter (d1) inch	wire/ltr	mm	d2 mm	l1 mm	t_{max} mm	l2 mm	EDP #
0.1969		5.00	6.00	145.00	97.50	105.00	**9007730050000**
0.2362		6.00	6.00	145.00	96.00	105.00	**9007730060000**
0.3150		8.00	8.00	180.00	125.00	137.00	**9007730080000**
0.3543		9.00	10.00	217.00	156.50	170.00	**9007730090000**

Diameter (d1) inch	wire/ltr	mm	d2 mm	l1 mm	t_{max} mm	l2 mm	EDP #
0.3937		10.00	10.00	217.00	155.00	170.00	**9007730100000**
0.4331		11.00	12.00	258.00	188.50	205.00	**9007730110000**
0.4724		12.00	12.00	258.00	187.00	205.00	**9007730120000**
0.5512		14.00	14.00	290.00	215.00	236.00	**9007730140000**

RF100

diver

Drilling
Ramping
Finishing
Roughing
Slotting

3-fluted

- for less powerful machines & less stable clamping conditions
- for turning machines & driven tools
- specially for slotting with smaller milling cutter diameters
- with and without coolant through

4-fluted

- for stable machines & clamping
- high-performance milling with maximum cutting speeds
- with and without coolant through

4-fluted, short

- for more stability when slotting
- up to 25 % higher feed rate
- reduced deflection
- without coolant through

4-fluted, corner radii

- for pocketing and slotting
- multiple radii per diameter
- up to 25 % higher feed rate
- without coolant through

CARBIDE DEEP HOLE DRILLS

RT 100 T deep hole drills

Series no. **6509**

15xD	RT 100 T	135°	h7		HA	R
Cutting depth	Type	Point angle	Tolerance on Ø	Internal coolant	Shank form	Cutting direction

Tool material: **Solid Carbide**

Surface: **A**

P	Steel	●
M	Stainless steel	●
K	Cast iron	●
N	Aluminum	○
S	Titanium alloys	○
H	Hardened steel	○

●=Optimal
○=Limited

web thinning ≥ Ø 3.000 • relieved cone • main cutting edge form concave • optimized flute design • maximum diameter of coolant ducts • observe coolant pressure

structural and case hardened steels • free-cutting steels, heat-treatable steels • alloyed steels up to 1200 N/mm² • stainless steels • cast materials

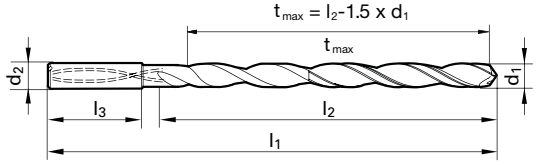

Speeds and feeds information on pg. 570

Sizes listed in red are new additions.

Diameter (d1) inch	wire/ltr	mm	d2 mm	l1 mm	t_{max} mm	l2 mm	EDP #
0.1181		3.000	6.00	95.00	50.50	55.00	9065090030000
0.1220		3.100	6.00	106.00	62.35	67.00	9065090031000
0.1248	1/8	3.170	6.00	106.00	62.25	67.00	9065090031700
0.1260		3.200	6.00	106.00	62.20	67.00	9065090032000
0.1299		3.300	6.00	106.00	62.05	67.00	9065090033000
0.1378		3.500	6.00	116.00	70.75	76.00	9065090035000
0.1406	9/64 #28	3.570	6.00	116.00	70.65	76.00	9065090035700
0.1457		3.700	6.00	116.00	70.45	76.00	9065090037000
0.1496		3.800	6.00	116.00	70.30	76.00	9065090038000
0.1563	5/32	3.970	6.00	116.00	70.05	76.00	9065090039700
0.1575		4.000	6.00	116.00	70.00	76.00	9065090040000
0.1654		4.200	6.00	133.00	86.70	93.00	9065090042000
0.1693		4.300	6.00	133.00	86.55	93.00	9065090043000
0.1720	11/64	4.370	6.00	133.00	86.45	93.00	9065090043700
0.1772		4.500	6.00	133.00	86.25	93.00	9065090045000
0.1811		4.600	6.00	133.00	86.10	93.00	9065090046000
0.1874	3/16	4.760	6.00	133.00	85.86	93.00	9065090047600
0.1890	#12	4.800	6.00	133.00	85.80	93.00	9065090048000
0.1969		5.000	6.00	133.00	85.50	93.00	9065090050000
0.2008		5.100	6.00	150.00	102.35	110.00	9065090051000
0.2031	13/64	5.160	6.00	150.00	102.26	110.00	9065090051600
0.2130		5.410	6.00	150.00	101.89	110.00	9065090054100
0.2165		5.500	6.00	150.00	101.75	110.00	9065090055000
0.2189	7/32	5.560	6.00	150.00	101.66	110.00	9065090055600
0.2205		5.600	6.00	150.00	101.60	110.00	9065090056000
0.2283		5.800	6.00	150.00	101.30	110.00	9065090058000
0.2343	15/64	5.950	6.00	150.00	101.08	110.00	9065090059500
0.2362		6.000	6.00	150.00	101.00	110.00	9065090060000
0.2480		6.300	8.00	167.00	117.55	127.00	9065090063000
0.2500	1/4 E	6.350	8.00	167.00	117.48	127.00	9065090063500
0.2559		6.500	8.00	167.00	117.25	127.00	9065090065000
0.2657	17/64 H	6.750	8.00	167.00	116.88	127.00	9065090067500
0.2677		6.800	8.00	167.00	116.80	127.00	9065090068000
0.2756		7.000	8.00	167.00	116.50	127.00	9065090070000
0.2811	9/32 K	7.140	8.00	183.00	132.29	143.00	9065090071400
0.2953		7.500	8.00	183.00	131.75	143.00	9065090075000
0.2969	19/64	7.540	8.00	183.00	131.69	143.00	9065090075400
0.3071		7.800	8.00	183.00	131.30	143.00	9065090078000
0.3126	5/16	7.940	8.00	183.00	131.09	143.00	9065090079400
0.3150		8.000	8.00	183.00	131.00	143.00	9065090080000
0.3280	21/64	8.330	10.00	204.00	147.51	160.00	9065090083300
0.3346		8.500	10.00	204.00	147.25	160.00	9065090085000

Diameter (d1) inch	wire/ltr	mm	d2 mm	l1 mm	t_{max} mm	l2 mm	EDP #
0.3437	11/32	8.730	10.00	204.00	146.91	160.00	9065090087300
0.3465		8.800	10.00	204.00	146.80	160.00	9065090088000
0.3543		9.000	10.00	204.00	146.50	160.00	9065090090000
0.3594	23/64	9.130	10.00	221.00	163.31	177.00	9065090091300
0.3740		9.500	10.00	221.00	162.75	177.00	9065090095000
0.3748	3/8	9.520	10.00	221.00	162.72	177.00	9065090095200
0.3858		9.800	10.00	221.00	162.30	177.00	9065090098000
0.3906	25/64	9.920	10.00	221.00	162.12	177.00	9065090099200
0.3937		10.000	10.00	221.00	162.00	177.00	9065090100000
0.4016		10.200	12.00	247.00	182.70	198.00	9065090102000
0.4063	13/32	10.320	12.00	247.00	182.52	198.00	9065090103200
0.4134		10.500	12.00	247.00	182.25	198.00	9065090105000
0.4220	27/64	10.720	12.00	247.00	181.92	198.00	9065090107200
0.4331		11.000	12.00	247.00	181.50	198.00	9065090110000
0.4374	7/16	11.110	12.00	263.00	197.34	214.00	9065090111100
0.4531	29/64	11.510	12.00	263.00	196.74	214.00	9065090115100
0.4646		11.800	12.00	263.00	196.30	214.00	9065090118000
0.4689	15/32	11.910	12.00	263.00	196.14	214.00	9065090119100
0.4724		12.000	12.00	263.00	196.00	214.00	9065090120000
0.4843	31/64	12.300	14.00	297.00	229.55	248.00	9065090123000
0.4921		12.500	14.00	297.00	229.25	248.00	9065090125000
0.5000	1/2	12.700	14.00	297.00	228.95	248.00	9065090127000
0.5118		13.000	14.00	297.00	228.50	248.00	9065090130000
0.5157	33/64	13.100	14.00	297.00	228.35	248.00	9065090131000
0.5311	17/32	13.490	14.00	297.00	227.77	248.00	9065090134900
0.5469	35/64	13.890	14.00	297.00	227.17	248.00	9065090138900
0.5512		14.000	14.00	297.00	227.00	248.00	9065090140000
0.5626	0.5625	14.290	16.00	333.00	259.57	281.00	9065090142900
0.5906		15.000	16.00	333.00	258.50	281.00	9065090150000
0.6248	0.625	15.870	16.00	333.00	257.20	281.00	9065090158700
0.6299		16.000	16.00	333.00	257.00	281.00	9065090160000

RT100T deep hole drills must utilize a pilot hole. Deep hole drills must never operate at full speed without support in the pilot hole. Use series 5510, or similar drill with m7 diameter tolerance and 140° point, to drill a minimum of 1xD deep. Then enter the pilot hole with the deep hole drill at max. 300RPM and 20IPM stopping shy of the bottom of the pilot hole. Start high pressure coolant and increase RPM to recommended operating speed. Drill at recommended feed rate to hole depth without pecking. Slow to max. 300RPM before retracting.

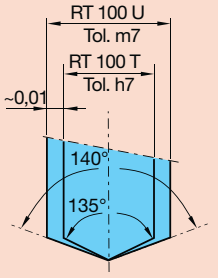

RT 100 T deep hole drills

Series no. **6511**

20xD	RT 100 T	135°	h7		HA	R
Cutting depth	Type	Point angle	Tolerance on Ø	Internal coolant	Shank form	Cutting direction

Tool material: **Solid Carbide**

Surface: **A**

P	Steel	●
M	Stainless steel	●
K	Cast iron	●
N	Aluminum	○
S	Titanium alloys	○
H	Hardened steel	○

●=Optimal
○=Limited

web thinning ≥ Ø 3.000 • relieved cone • main cutting edge form concave • optimized flute design • maximum diameter of coolant ducts • observe coolant pressure

structural and case hardened steels • free-cutting steels, heat-treatable steels • alloyed steels up to 1200 N/mm² • stainless steels • cast materials

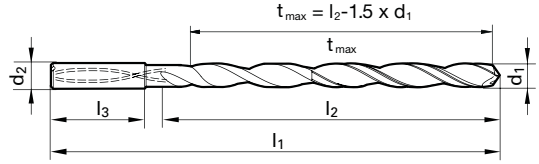

Speeds and feeds information on pg. 571

Sizes listed in red are new additions.

Diameter (d1) inch	wire/ltr	mm	d2 mm	l1 mm	t_{max} mm	l2 mm	EDP #
0.1181		3.000	6.00	110.00	65.50	70.00	9065110030000
0.1220		3.100	6.00	123.00	78.35	83.00	9065110031000
0.1248	1/8	3.170	6.00	123.00	78.25	83.00	9065110031700
0.1260		3.200	6.00	123.00	78.20	83.00	9065110032000
0.1299		3.300	6.00	123.00	78.05	83.00	9065110033000
0.1378		3.500	6.00	136.00	90.75	96.00	9065110035000
0.1406	9/64 #28	3.570	6.00	136.00	90.65	96.00	9065110035700
0.1457		3.700	6.00	136.00	90.45	96.00	9065110037000
0.1496		3.800	6.00	136.00	90.30	96.00	9065110038000
0.1563	5/32	3.970	6.00	136.00	90.05	96.00	9065110039700
0.1575		4.000	6.00	136.00	90.00	96.00	9065110040000
0.1654		4.200	6.00	158.00	111.70	118.00	9065110042000
0.1693		4.300	6.00	158.00	111.55	118.00	9065110043000
0.1720	11/64	4.370	6.00	158.00	111.45	118.00	9065110043700
0.1772		4.500	6.00	158.00	111.25	118.00	9065110045000
0.1811		4.600	6.00	158.00	111.10	118.00	9065110046000
0.1874	3/16	4.760	6.00	158.00	110.86	118.00	9065110047600
0.1890	#12	4.800	6.00	158.00	110.80	118.00	9065110048000
0.1969		5.000	6.00	158.00	110.50	118.00	9065110050000
0.2008		5.100	6.00	180.00	132.35	140.00	9065110051000
0.2031	13/64	5.160	6.00	180.00	132.26	140.00	9065110051600
0.2130	#3	5.410	6.00	180.00	131.89	140.00	9065110054100
0.2165		5.500	6.00	180.00	131.75	140.00	9065110055000
0.2189	7/32	5.560	6.00	180.00	131.66	140.00	9065110055600
0.2283		5.800	6.00	180.00	131.30	140.00	9065110058000
0.2343	15/64	5.950	6.00	180.00	131.08	140.00	9065110059500
0.2362		6.000	6.00	180.00	131.00	140.00	9065110060000
0.2500	1/4 E	6.350	8.00	202.00	152.48	162.00	9065110063500
0.2559		6.500	8.00	202.00	152.25	162.00	9065110065000
0.2657	17/64 H	6.750	8.00	202.00	151.88	162.00	9065110067500
0.2677		6.800	8.00	202.00	151.80	162.00	9065110068000
0.2756		7.000	8.00	202.00	151.50	162.00	9065110070000
0.2811	9/32 K	7.140	8.00	223.00	172.29	183.00	9065110071400
0.2953		7.500	8.00	223.00	171.75	183.00	9065110075000
0.2969	19/64	7.540	8.00	223.00	171.69	183.00	9065110075400
0.3071		7.800	8.00	223.00	171.30	183.00	9065110078000
0.3126	5/16	7.940	8.00	223.00	171.09	183.00	9065110079400
0.3150		8.000	8.00	223.00	171.00	183.00	9065110080000
0.3280	21/64	8.330	10.00	249.00	192.51	205.00	9065110083300
0.3346		8.500	10.00	249.00	192.25	205.00	9065110085000
0.3437	11/32	8.730	10.00	249.00	191.91	205.00	9065110087300
0.3465		8.800	10.00	249.00	191.80	205.00	9065110088000

Diameter (d1) inch	wire/ltr	mm	d2 mm	l1 mm	t_{max} mm	l2 mm	EDP #
0.3543		9.000	10.00	249.00	191.50	205.00	9065110090000
0.3594	23/64	9.130	10.00	271.00	213.31	227.00	9065110091300
0.3748	3/8	9.520	10.00	271.00	212.72	227.00	9065110095200
0.3906	25/64	9.920	10.00	271.00	212.12	227.00	9065110099200
0.3937		10.000	10.00	271.00	212.00	227.00	9065110100000
0.4016		10.200	12.00	302.00	237.70	253.00	9065110102000
0.4063	13/32	10.320	12.00	302.00	237.52	253.00	9065110103200
0.4134		10.500	12.00	302.00	237.25	253.00	9065110105000
0.4220	27/64	10.720	12.00	302.00	236.92	253.00	9065110107200
0.4330		11.000	12.00	302.00	236.50	253.00	9065110110000
0.4374	7/16	11.110	12.00	323.00	257.34	274.00	9065110111100
0.4531	29/64	11.510	12.00	323.00	256.74	274.00	9065110115100
0.4646		11.800	12.00	323.00	256.30	274.00	9065110118000
0.4689	15/32	11.910	12.00	323.00	256.14	274.00	9065110119100
0.4724		12.000	12.00	323.00	256.00	274.00	9065110120000
0.4843	31/64	12.300	14.00	367.00	299.55	318.00	9065110123000
0.4921		12.500	14.00	367.00	299.25	318.00	9065110125000
0.5000	1/2	12.700	14.00	367.00	298.95	318.00	9065110127000
0.5118		13.000	14.00	367.00	298.50	318.00	9065110130000
0.5157	33/64	13.100	14.00	367.00	298.35	318.00	9065110131000
0.5311	17/32	13.490	14.00	367.00	297.77	318.00	9065110134900
0.5469	35/64	13.890	14.00	367.00	297.17	318.00	9065110138900
0.5512		14.000	14.00	367.00	297.00	318.00	9065110140000
0.5626	0.5625	14.290	16.00	413.00	339.57	361.00	9065110142900
0.5906		15.000	16.00	413.00	338.50	361.00	9065110150000
0.6248	0.625	15.870	16.00	413.00	337.20	361.00	9065110158700
0.6299		16.000	16.00	413.00	337.00	361.00	9065110160000

RT100T deep hole drills must utilize a pilot hole. Deep hole drills must never operate at full speed without support in the pilot hole. Use series 5510, or similar drill with m7 diameter tolerance and 140° point, to drill a minimum of 1xD deep. Then enter the pilot hole with the deep hole drill at max. 300RPM and 20IPM stopping shy of the bottom of the pilot hole. Start high pressure coolant and increase RPM to recommended operating speed. Drill at recommended feed rate to hole depth without pecking. Slow to max. 300RPM before retracting.

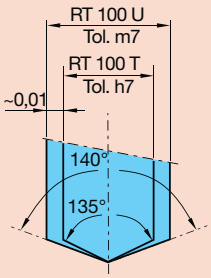

RT 100 T deep hole drills

Series no. **6512**

25xD	RT 100 T	135°	h7		HA	R
Cutting depth	Type	Point angle	Tolerance on Ø	Internal coolant	Shank form	Cutting direction

Tool material: **Solid Carbide**

Surface: **A**

P	Steel	●
M	Stainless steel	●
K	Cast iron	●
N	Aluminum	○
S	Titanium alloys	○
H	Hardened steel	○

●=Optimal
○=Limited

web thinning ≥ Ø 3.000 • relieved cone • main cutting edge form concave • optimized flute design • maximum diameter of coolant ducts • observe coolant pressure

structural and case hardened steels • free-cutting steels, heat-treatable steels • alloyed steels up to 1200 N/mm² • stainless steels • cast materials

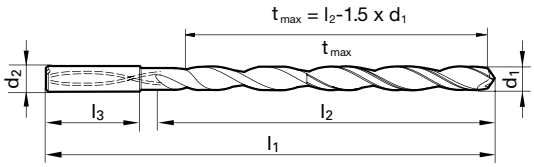

Speeds and feeds information on pg. 571

Sizes listed in red are new additions.

Diameter (d1) inch	wire/ltr	mm	d2 mm	l1 mm	t_{max} mm	l2 mm	EDP #
0.1181		3.00	6.00	125.00	80.50	85.00	9065120030000
0.1220		3.10	6.00	141.00	96.35	101.00	9065120031000
0.1248	1/8	3.17	6.00	141.00	96.23	101.00	9065120031700
0.1260		3.20	6.00	141.00	96.20	101.00	9065120032000
0.1299		3.30	6.00	141.00	96.05	101.00	9065120033000
0.1378		3.50	6.00	156.00	110.75	116.00	9065120035000
0.1406	9/64 #28	3.57	6.00	156.00	110.65	116.00	9065120035700
0.1457		3.70	6.00	156.00	110.45	116.00	9065120037000
0.1496		3.80	6.00	156.00	110.30	116.00	9065120038000
0.1563	5/32	3.97	6.00	156.00	110.05	116.00	9065120039700
0.1575		4.00	6.00	156.00	110.00	116.00	9065120040000
0.1654		4.20	6.00	183.00	136.70	143.00	9065120042000
0.1693		4.30	6.00	183.00	136.55	143.00	9065120043000
0.1720	11/64	4.37	6.00	183.00	136.45	143.00	9065120043700
0.1772		4.50	6.00	183.00	136.25	143.00	9065120045000
0.1811		4.60	6.00	183.00	136.10	143.00	9065120046000
0.1874	3/16	4.76	6.00	183.00	135.86	143.00	9065120047600
0.1890	#12	4.80	6.00	183.00	135.80	143.00	9065120048000
0.1969		5.00	6.00	183.00	135.50	143.00	9065120050000
0.2008		5.10	6.00	210.00	162.35	170.00	9065120051000
0.2031	13/64	5.16	6.00	210.00	162.26	170.00	9065120051600
0.2130	#3	5.41	6.00	210.00	161.89	170.00	9065120054100
0.2165		5.50	6.00	210.00	161.75	170.00	9065120055000
0.2189	7/32	5.56	6.00	210.00	161.66	170.00	9065120055600
0.2283		5.80	6.00	210.00	161.30	170.00	9065120058000
0.2343	15/64	5.95	6.00	210.00	161.08	170.00	9065120059500
0.2362		6.00	6.00	210.00	161.00	170.00	9065120060000
0.2480		6.30	8.00	237.00	187.55	197.00	9065120063000
0.2500	1/4 E	6.35	8.00	237.00	187.48	197.00	9065120063500
0.2559		6.50	8.00	237.00	187.25	197.00	9065120065000
0.2657	17/64 H	6.75	8.00	237.00	186.88	197.00	9065120067500
0.2677		6.80	8.00	237.00	186.80	197.00	9065120068000
0.2756		7.00	8.00	237.00	186.50	197.00	9065120070000
0.2811	9/32 K	7.14	8.00	263.00	212.29	223.00	9065120071400
0.2953		7.50	8.00	263.00	211.75	223.00	9065120075000
0.2969	19/64	7.54	8.00	263.00	211.69	223.00	9065120075400
0.3125	5/16	7.94	8.00	263.00	211.09	223.00	9065120079400
0.3150		8.00	8.00	263.00	211.00	223.00	9065120080000
0.3280	21/64	8.33	10.00	294.00	237.51	250.00	9065120083300
0.3346		8.50	10.00	294.00	237.25	250.00	9065120085000
0.3437	11/32	8.73	10.00	294.00	236.91	250.00	9065120087300
0.3465		8.80	10.00	294.00	236.80	250.00	9065120088000

Diameter (d1) inch	wire/ltr	mm	d2 mm	l1 mm	t_{max} mm	l2 mm	EDP #
0.3543		9.00	10.00	294.00	236.50	250.00	9065120090000
0.3594	23/64	9.13	10.00	321.00	263.31	277.00	9065120091300
0.3750	3/8	9.52	10.00	321.00	262.72	277.00	9065120095200
0.3906	25/64	9.92	10.00	321.00	262.12	277.00	9065120099200
0.3937		10.00	10.00	321.00	262.00	277.00	9065120100000
0.4063	13/32	10.32	12.00	359.00	294.52	310.00	9065120103200
0.4220	27/64	10.72	12.00	359.00	293.92	310.00	9065120107200
0.4331		11.00	12.00	359.00	293.50	310.00	9065120110000
0.4374	7/16	11.11	12.00	386.00	320.34	337.00	9065120111100
0.4531	29/64	11.51	12.00	386.00	319.74	337.00	9065120115100
0.4689	15.3200	11.91	12.00	386.00	319.14	337.00	9065120119100
0.4724		12.00	12.00	386.00	319.00	337.00	9065120120000
0.4843		12.30	14.00	437.00	369.55	388.00	9065120123000
0.5000		12.70	14.00	437.00	368.95	388.00	9065120127000
0.5118		13.00	14.00	437.00	368.50	388.00	9065120130000
0.5157		13.10	14.00	437.00	368.35	388.00	9065120131000
0.5311	17/32	13.49	14.00	437.00	367.77	388.00	9065120134900
0.5469	35/64	13.89	14.00	437.00	367.17	388.00	9065120138900
0.5512		14.00	14.00	437.00	367.00	388.00	9065120140000
0.5626	9/16	14.29	16.00	493.00	419.57	441.00	9065120142900
0.5906		15.00	16.00	493.00	418.50	441.00	9065120150000
0.6248	5/8	15.87	16.00	493.00	417.20	441.00	9065120158700
0.6299		16.00	16.00	493.00	417.00	441.00	9065120160000

RT100T deep hole drills must utilize a pilot hole. Deep hole drills must never operate at full speed without support in the pilot hole. Use series 5510, or similar drill with m7 diameter tolerance and 140° point, to drill a minimum of 1xD deep. Then enter the pilot hole with the deep hole drill at max. 300RPM and 20IPM stopping shy of the bottom of the pilot hole. Start high pressure coolant and increase RPM to recommended operating speed. Drill at recommended feed rate to hole depth without pecking. Slow to max. 300RPM before retracting.

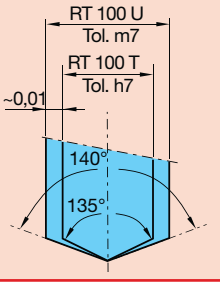

RT 100 T deep hole drills

Series no. **6513**

Tool material: **Solid Carbide**

Surface: **A**

P	Steel	●
M	Stainless steel	●
K	Cast iron	●
N	Aluminum	○
S	Titanium alloys	○
H	Hardened steel	○

●=Optimal
○=Limited

web thinning ≥ Ø 3.000 • relieved cone • main cutting edge form concave • optimized flute design • maximum diameter of coolant ducts • observe coolant pressure

structural and case hardened steels • free-cutting steels, heat-treatable steels • alloyed steels up to 1200 N/mm² • stainless steels • cast materials

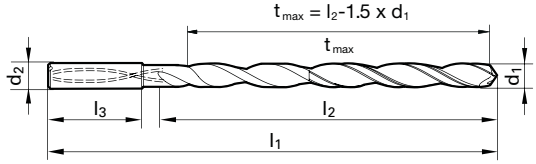

Speeds and feeds information on pg. 572

Sizes listed in red are new additions.

Diameter (d1) inch	wire/ltr	mm	d2 mm	l1 mm	t_{max} mm	l2 mm	EDP #
0.1181		3.00	6.00	140.00	95.50	100.00	9065130030000
0.1220		3.10	6.00	158.00	113.35	118.00	9065130031000
0.1248	1/8	3.17	6.00	158.00	113.25	118.00	9065130031700
0.1260		3.20	6.00	158.00	113.20	118.00	9065130032000
0.1299		3.30	6.00	158.00	113.05	118.00	9065130033000
0.1378		3.50	6.00	176.00	130.75	136.00	9065130035000
0.1406	9/64 #28	3.57	6.00	176.00	130.65	136.00	9065130035700
0.1457		3.70	6.00	176.00	130.45	136.00	9065130037000
0.1496		3.80	6.00	176.00	130.30	136.00	9065130038000
0.1563	5/32	3.97	6.00	176.00	130.05	136.00	9065130039700
0.1575		4.00	6.00	176.00	130.00	136.00	9065130040000
0.1654		4.20	6.00	208.00	161.70	168.00	9065130042000
0.1720	11/64	4.37	6.00	208.00	161.45	168.00	9065130043700
0.1772		4.50	6.00	208.00	161.25	168.00	9065130045000
0.1874	3/16	4.76	6.00	208.00	160.86	168.00	9065130047600
0.1969		5.00	6.00	208.00	160.50	168.00	9065130050000
0.2008		5.10	6.00	240.00	192.35	200.00	9065130051000
0.2031	13/64	5.16	6.00	240.00	192.26	200.00	9065130051600
0.2130	#3	5.41	6.00	240.00	191.89	200.00	9065130054100
0.2165		5.50	6.00	240.00	191.75	200.00	9065130055000
0.2189	7/32	5.56	6.00	240.00	191.66	200.00	9065130055600
0.2343	15/64	5.95	6.00	240.00	191.08	200.00	9065130059500
0.2362		6.00	6.00	240.00	191.00	200.00	9065130060000
0.2480		6.30	8.00	272.00	222.55	232.00	9065130063000
0.2500	1/4 E	6.35	8.00	272.00	222.48	232.00	9065130063500
0.2559		6.50	8.00	272.00	222.25	232.00	9065130065000
0.2657	17/64 H	6.75	8.00	272.00	221.88	232.00	9065130067500
0.2677		6.80	8.00	272.00	221.80	232.00	9065130068000
0.2756		7.00	8.00	272.00	221.50	232.00	9065130070000
0.2811	9/32 K	7.14	8.00	303.00	252.29	263.00	9065130071400
0.2953		7.50	8.00	303.00	251.75	263.00	9065130075000
0.2969	19/64	7.54	8.00	303.00	251.69	263.00	9065130075400
0.3126	5/16	7.94	8.00	303.00	251.09	263.00	9065130079400
0.3150		8.00	8.00	303.00	251.00	263.00	9065130080000
0.3280	21/64	8.33	10.00	339.00	282.51	295.00	9065130083300
0.3346		8.50	10.00	339.00	282.25	295.00	9065130085000
0.3437	11/32	8.73	10.00	339.00	281.91	295.00	9065130087300
0.3465		8.80	10.00	339.00	281.80	295.00	9065130088000
0.3543		9.00	10.00	339.00	281.50	295.00	9065130090000
0.3594	23/64	9.13	10.00	371.00	313.31	327.00	9065130091300
0.3748	3/8	9.52	10.00	371.00	312.72	327.00	9065130095200

Diameter (d1) inch	wire/ltr	mm	d2 mm	l1 mm	t_{max} mm	l2 mm	EDP #
0.3906	25/64	9.92	10.00	371.00	312.12	327.00	9065130099200
0.3937		10.00	10.00	371.00	312.00	327.00	9065130100000
0.4063	13/32	10.32	12.00	412.00	347.52	363.00	9065130103200
0.4220	27/64	10.72	12.00	412.00	346.92	363.00	9065130107200
0.4331		11.00	12.00	412.00	346.50	363.00	9065130110000
0.4374	7/16	11.11	12.00	443.00	377.34	394.00	9065130111100
0.4531	29/64	11.51	12.00	443.00	376.74	394.00	9065130115100
0.4689	15/32	11.91	12.00	443.00	376.14	394.00	9065130119100
0.4724		12.00	12.00	443.00	376.00	394.00	9065130120000
0.4843		12.30	14.00	507.00	439.55	458.00	9065130123000
0.5000		12.70	14.00	507.00	438.95	458.00	9065130127000
0.5118		13.00	14.00	507.00	438.50	458.00	9065130130000
0.5157		13.10	14.00	507.00	438.35	458.00	9065130131000
0.5311	17/32	13.49	14.00	507.00	437.77	458.00	9065130134900
0.5469	35/64	13.89	14.00	507.00	437.17	458.00	9065130138900
0.5512		14.00	14.00	507.00	437.00	458.00	9065130140000

RT100T deep hole drills must utilize a pilot hole. Deep hole drills must never operate at full speed without support in the pilot hole. Use series 5510, or similar drill with m7 diameter tolerance and 140° point, to drill a minimum of 1xD deep. Then enter the pilot hole with the deep hole drill at max. 300RPM and 20IPM stopping shy of the bottom of the pilot hole. Start high pressure coolant and increase RPM to recommended operating speed. Drill at recommended feed rate to hole depth without pecking. Slow to max. 300RPM before retracting.

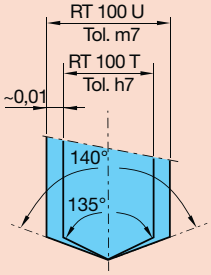

RT 100 T deep hole drills

Series no. **6514**

Tool material **Solid Carbide**

Surface **A**

40xD	RT 100 T	135°	h7		HA	R
Cutting depth	Type	Point angle	Tolerance on Ø	Internal coolant	Shank form	Cutting direction

P	Steel	●
M	Stainless steel	●
K	Cast iron	●
N	Aluminum	○
S	Titanium alloys	○
H	Hardened steel	○

●=Optimal
○=Limited

web thinning ≥ Ø 3.000 • relieved cone • main cutting edge form concave • optimized flute design • maximum diameter of coolant ducts • observe coolant pressure

structural and case hardened steels • free-cutting steels, heat-treatable steels • alloyed steels up to 1200 N/mm² • stainless steels • cast materials

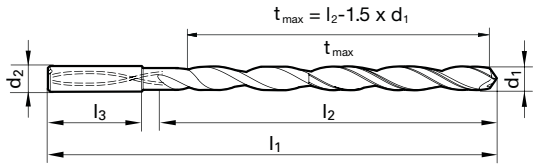

Speeds and feeds information on pg. 572

Sizes listed in red are new additions.

Diameter (d1) inch	wire/ltr	mm	d2 mm	l1 mm	t_{max} mm	l2 mm	EDP #
0.1181		3.00	6.00	170.00	125.50	130.00	9065140030000
0.1220		3.10	6.00	193.00	148.35	153.00	9065140031000
0.1248	1/8	3.17	6.00	193.00	148.25	153.00	9065140031700
0.1260		3.20	6.00	193.00	148.20	153.00	9065140032000
0.1299		3.30	6.00	193.00	148.05	153.00	9065140033000
0.1378		3.50	6.00	193.00	147.75	153.00	9065140035000
0.1406	9/64 #28	3.57	6.00	216.00	170.65	176.00	9065140035700
0.1496		3.80	6.00	216.00	170.30	176.00	9065140038000
0.1563	5/32	3.97	6.00	216.00	170.05	176.00	9065140039700
0.1575		4.00	6.00	216.00	170.00	176.00	9065140040000
0.1654		4.20	6.00	238.00	191.70	198.00	9065140042000
0.1720	11/64	4.37	6.00	238.00	191.45	198.00	9065140043700
0.1772		4.50	6.00	238.00	191.25	198.00	9065140045000
0.1874	3/16	4.76	6.00	258.00	210.86	218.00	9065140047600
0.1969		5.00	6.00	258.00	210.50	218.00	9065140050000
5.1000		5.10	6.00	280.00	232.35	240.00	9065140051000
0.2031	13/64	5.16	6.00	280.00	232.26	240.00	9065140051600
0.2129		5.41	6.00	280.00	231.89	240.00	9065140054100
0.2165		5.50	6.00	280.00	231.75	240.00	9065140055000
0.2189	7/32	5.56	6.00	300.00	251.66	260.00	9065140055600
0.2343	15/64	5.95	6.00	300.00	251.08	260.00	9065140059500
0.2362		6.00	6.00	300.00	251.00	260.00	9065140060000
0.2480		6.30	8.00	322.00	272.55	282.00	9065140063000
0.2500	1/4 E	6.35	8.00	322.00	272.48	282.00	9065140063500

Diameter (d1) inch	wire/ltr	mm	d2 mm	l1 mm	t_{max} mm	l2 mm	EDP #
0.2559		6.50	8.00	322.00	272.25	282.00	9065140065000
0.2657	17/64 H	6.75	8.00	342.00	291.88	302.00	9065140067500
0.2677		6.80	8.00	342.00	291.80	302.00	9065140068000
0.2756		7.00	8.00	342.00	291.50	302.00	9065140070000
0.2811	9/32 K	7.14	8.00	363.00	312.29	323.00	9065140071400
0.2953		7.50	8.00	363.00	311.75	323.00	9065140075000
0.2969	19/64	7.54	8.00	383.00	331.69	343.00	9065140075400
0.3120	5/16	7.94	8.00	383.00	331.09	343.00	9065140079400
0.3150		8.00	8.00	383.00	331.00	343.00	9065140080000
0.3346		8.50	10.00	409.00	352.25	365.00	9065140085000
0.3543		9.00	10.00	429.00	372.50	386.00	9065140090000
0.3937		10.00	10.00	471.00	412.00	427.00	9065140100000

RT100T deep hole drills must utilize a pilot hole. Deep hole drills must never operate at full speed without support in the pilot hole. Use series 5510, or similar drill with m7 diameter tolerance and 140° point, to drill a minimum of 1xD deep. Then enter the pilot hole with the deep hole drill at max. 300RPM and 20IPM stopping shy of the bottom of the pilot hole. Start high pressure coolant and increase RPM to recommended operating speed. Drill at recommended feed rate to hole depth without pecking. Slow to max. 300RPM before retracting.

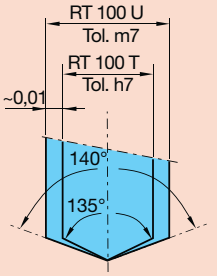

powertap™

MADE IN GERMANY UNIVERSAL TAPS

MADE BY GUHRING

TOP QUALITY FROM GERMANY at a Power Price

PERFECT CHOICE FOR ALL MATERIALS

POWER PRICE

UNIVERSAL TAPS

METAL UNC Power

UNIVERSAL TAPS

perfect thread form

powerful UNF

ISO-METRIC THREADS

GUN DRILLS



EB 100 M solid carbide gun drills - 25xD

Series no. **5646**

25xD Cutting depth | EB 100 Type | h5 Tolerance on Ø | Internal coolant | R Cutting direction

Tool material: **Solid Carbide**

Surface: a

P	Steel	●
M	Stainless steel	●
K	Cast iron	○
N	Aluminum	○
S	Titanium alloys	○
H	Hardened steel	○

●=Optimal
○=Limited

head form G • solid carbide shank with tapered MQL shank end from d1 = 3 mm / d2 = 6 mm

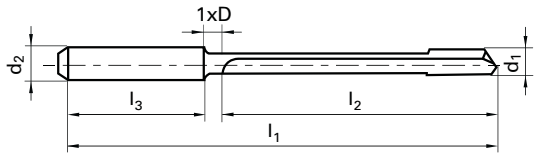

See page 455 for technical operation info
Speeds and feeds information on pg. 567

Diameter (d1) inch	wire/ltr	mm	d2 mm	l1 mm	l2 mm	l3 mm	Code no.	EDP #
0.0394		1.000	3.00	65.00	32.00	28.00	1.000	9056460010000
0.0469	3/64	1.191	3.00	70.00	39.00	28.00	1.190	9056460011900
0.0591		1.500	4.00	80.00	49.00	28.00	1.500	9056460015000
0.0625	1/16	1.588	4.00	85.00	51.00	28.00	1.590	9056460015900
0.0781	5/64	1.984	4.00	95.00	64.00	28.00	1.980	9056460019800
0.0787		2.000	4.00	95.00	65.00	28.00	2.000	9056460020000
0.0937	3/32	2.381	4.00	100.00	70.00	28.00	2.380	9056460023800
0.0984		2.500	4.00	115.00	85.00	28.00	2.500	9056460025000
0.1094	7/64	2.778	4.00	115.00	85.00	28.00	2.780	9056460027800
0.1181		3.000	6.00	145.00	105.00	36.00	3.000	9056460030000
0.1250	1/8	3.175	6.00	145.00	105.00	36.00	3.170	9056460031700
0.1378		3.500	6.00	145.00	105.00	36.00	3.500	9056460035000
0.1406	9/64	3.572	6.00	160.00	120.00	36.00	3.570	9056460035700
0.1563	5/32	3.969	6.00	160.00	120.00	36.00	3.970	9056460039700
0.1575		4.000	6.00	160.00	120.00	36.00	4.000	9056460040000
0.1719	11/64	4.366	6.00	220.00	180.00	36.00	4.370	9056460043700
0.1875	3/16	4.763	6.00	220.00	180.00	36.00	4.760	9056460047600
0.1969		5.000	6.00	220.00	180.00	36.00	5.000	9056460050000
0.2031	13/64	5.159	6.00	220.00	180.00	36.00	5.160	9056460051600
0.2187	7/32	5.556	6.00	220.00	180.00	36.00	5.560	9056460055600
0.2344	15/64	5.953	6.00	220.00	180.00	36.00	5.950	9056460059500
0.2362		6.000	6.00	220.00	180.00	36.00	6.000	9056460060000
0.2500	1/4	E 6.350	8.00	260.00	210.00	36.00	6.350	9056460063500
0.2559		6.500	8.00	260.00	210.00	36.00	6.500	9056460065000
0.2656	17/64	6.747	8.00	260.00	210.00	36.00	6.750	9056460067500
0.2756		7.000	8.00	260.00	210.00	36.00	7.000	9056460070000
0.2813	9/32	7.144	8.00	285.00	240.00	36.00	7.140	9056460071400
0.2969	19/64	7.541	8.00	285.00	240.00	36.00	7.540	9056460075400
0.3125	5/16	7.938	8.00	285.00	240.00	36.00	7.940	9056460079400
0.3150		8.000	8.00	285.00	240.00	36.00	8.000	9056460080000
0.3543		9.000	10.00	350.00	300.00	40.00	9.000	9056460090000
0.3937		10.000	10.00	350.00	300.00	40.00	10.000	9056460100000
0.4331		11.000	12.00	420.00	360.00	45.00	11.000	9056460110000
0.4375	7/16	11.113	12.00	420.00	360.00	45.00	11.113	9056460111130
0.4724		12.000	12.00	420.00	360.00	45.00	12.000	9056460120000
0.5000	1/2	12.700	14.00	455.00	396.00	45.00	12.700	9056460127000
0.5512		14.000	14.00	500.00	437.00	45.00	14.000	9056460140000
0.5906		15.000	16.00	535.00	468.00	48.00	15.000	9056460150000
0.6250	5/8	15.875	16.00	560.00	495.00	48.00	15.875	9056460158750
0.6299		16.000	16.00	565.00	499.00	48.00	16.000	9056460160000

EB 100 M solid carbide gun drills - 50xD

Series no. **5647**

50xD Cutting depth | EB 100 Type | h5 Tolerance on Ø | Internal coolant | R Cutting direction

Tool material: **Solid Carbide**

Surface: a

P	Steel	●
M	Stainless steel	●
K	Cast iron	○
N	Aluminum	○
S	Titanium alloys	○
H	Hardened steel	○

●=Optimal
○=Limited

head form G • solid carbide shank with tapered MQL shank end from d1 = 3 mm / d2 = 6 mm

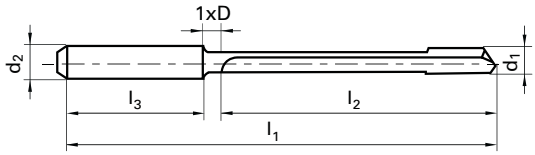

See page 455 for technical operation info
Speeds and feeds information on pg. 567

Diameter (d1) inch	wire/ltr	mm	d2 mm	l1 mm	l2 mm	l3 mm	Code no.	EDP #
0.0394		1.000	3.00	90.00	57.00	28.00	1.000	**9056470010000**
0.0469	3/64	1.191	3.00	100.00	68.00	28.00	1.190	**9056470011900**
0.0591		1.500	4.00	120.00	86.00	28.00	1.500	**9056470015000**
0.0625	1/16	1.588	4.00	125.00	91.00	28.00	1.590	**9056470015900**
0.0781	5/64	1.984	4.00	145.00	114.00	28.00	1.980	**9056470019800**
0.0787		2.000	4.00	145.00	115.00	28.00	2.000	**9056470020000**
0.0937	3/32	2.381	4.00	160.00	130.00	28.00	2.380	**9056470023800**
0.0984		2.500	4.00	185.00	155.00	28.00	2.500	**9056470025000**
0.1094	7/64	2.778	4.00	185.00	155.00	28.00	2.780	**9056470027800**
0.1181		3.000	6.00	230.00	190.00	36.00	3.000	**9056470030000**
0.1250	1/8	3.175	6.00	230.00	190.00	36.00	3.170	**9056470031700**
0.1378		3.500	6.00	230.00	190.00	36.00	3.500	**9056470035000**
0.1406	9/64	3.572	6.00	260.00	220.00	36.00	3.570	**9056470035700**
0.1563	5/32	3.969	6.00	260.00	220.00	36.00	3.970	**9056470039700**
0.1575		4.000	6.00	260.00	220.00	36.00	4.000	**9056470040000**
0.1719	11/64	4.366	6.00	290.00	245.00	36.00	4.370	**9056470043700**
0.1875	3/16	4.763	6.00	310.00	268.00	36.00	4.760	**9056470047600**
0.1969		5.000	6.00	370.00	330.00	36.00	5.000	**9056470050000**
0.2031	13/64	5.159	6.00	370.00	330.00	36.00	5.160	**9056470051600**
0.2187	7/32	5.556	6.00	370.00	330.00	36.00	5.560	**9056470055600**
0.2344	15/64	5.953	6.00	370.00	330.00	36.00	5.950	**9056470059500**
0.2362		6.000	6.00	370.00	330.00	36.00	6.000	**9056470060000**
0.2500	1/4 E	6.350	8.00	430.00	385.00	36.00	6.350	**9056470063500**
0.2559		6.500	8.00	430.00	385.00	36.00	6.500	**9056470065000**
0.2656	17/64	6.747	8.00	430.00	385.00	36.00	6.750	**9056470067500**
0.2756		7.000	8.00	430.00	385.00	36.00	7.000	**9056470070000**
0.2813	9/32	7.144	8.00	485.00	440.00	36.00	7.140	**9056470071400**
0.2969	19/64	7.541	8.00	485.00	440.00	36.00	7.540	**9056470075400**
0.3125	5/16	7.938	8.00	485.00	440.00	36.00	7.940	**9056470079400**
0.3150		8.000	8.00	485.00	440.00	36.00	8.000	**9056470080000**
0.3543		9.000	10.00	555.00	506.00	40.00	9.000	**9056470090000**
0.3937		10.000	10.00	615.00	562.00	40.00	10.000	**9056470100000**

EB 100 M solid carbide gun drills - 75xD

Series no. **5648**

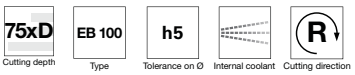

Tool material: **Solid Carbide**

Surface: a

P	Steel	●
M	Stainless steel	●
K	Cast iron	○
N	Aluminum	○
S	Titanium alloys	○
H	Hardened steel	○

●=Optimal
○=Limited

head form G • solid carbide shank with tapered MQL shank end from d1 = 3 mm / d2 = 6 mm

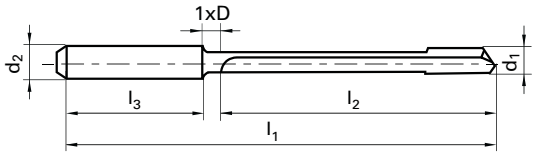

See page 455 for technical operation info
Speeds and feeds information on pg. 567

Diameter (d1) inch	wire/ltr	mm	d2 mm	l1 mm	l2 mm	l3 mm	Code no.	EDP #
0.0394		1.000	3.00	115.00	82.00	28.00	1.000	**9056480010000**
0.0469	3/64	1.191	3.00	130.00	98.00	28.00	1.190	**9056480011900**
0.0591		1.500	4.00	155.00	124.00	28.00	1.500	**9056480015000**
0.0625	1/16	1.588	4.00	165.00	131.00	28.00	1.590	**9056480015900**
0.0781	5/64	1.984	4.00	195.00	163.00	28.00	1.980	**9056480019800**
0.0787		2.000	4.00	195.00	165.00	28.00	2.000	**9056480020000**
0.0937	3/32	2.381	4.00	220.00	190.00	28.00	2.380	**9056480023800**
0.0984		2.500	4.00	255.00	220.00	28.00	2.500	**9056480025000**
0.1094	7/64	2.778	4.00	255.00	220.00	28.00	2.780	**9056480027800**
0.1181		3.000	6.00	290.00	247.00	36.00	3.000	**9056480030000**
0.1250	1/8	3.175	6.00	320.00	280.00	36.00	3.170	**9056480031700**
0.1378		3.500	6.00	320.00	280.00	36.00	3.500	**9056480035000**
0.1406	9/64	3.572	6.00	360.00	320.00	36.00	3.570	**9056480035700**
0.1563	5/32	3.969	6.00	360.00	320.00	36.00	3.970	**9056480039700**
0.1575		4.000	6.00	360.00	320.00	36.00	4.000	**9056480040000**
0.1719	11/64	4.366	6.00	395.00	355.00	36.00	4.370	**9056480043700**
0.1875	3/16	4.763	6.00	430.00	387.00	36.00	4.760	**9056480047600**
0.1969		5.000	6.00	450.00	406.00	36.00	5.000	**9056480050000**
0.2031	13/64	5.159	6.00	465.00	419.00	36.00	5.160	**9056480051600**
0.2187	7/32	5.556	6.00	525.00	485.00	36.00	5.560	**9056480055600**
0.2344	15/64	5.953	6.00	525.00	485.00	36.00	5.950	**9056480059500**
0.2362		6.000	6.00	525.00	485.00	36.00	6.000	**9056480060000**
0.2500	1/4	6.350	8.00	560.00	516.00	36.00	6.350	**9056480063500**
0.2559		6.500	8.00	575.00	528.00	36.00	6.500	**9056480065000**
0.2656	17/64	6.747	8.00	595.00	548.00	36.00	6.750	**9056480067500**
0.2756		7.000	8.00	615.00	568.00	36.00	7.000	**9056480070000**
0.2813	9/32	7.144	8.00	625.00	580.00	36.00	7.140	**9056480071400**

EB 100 carbide gun drill w/steel shanks - 45mm flute length

Series no. **5024**

45mm Cutting depth | EB 100 Type | h5 Tolerance on Ø | Internal coolant | R Cutting direction

Tool material: **Solid Carbide**

Surface: ○

P	Steel	○
M	Stainless steel	○
K	Cast iron	○
N	Aluminum	●
S	Titanium alloys	●
H	Hardened steel	○

●=Optimal
○=Limited

flute lengths of 45, 80, 120 & 160 mm • head form G

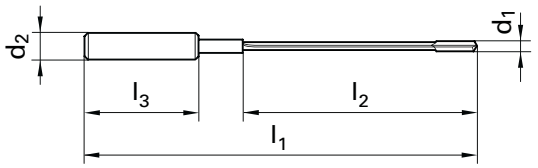

See page 455 for technical operation info
Speeds and feeds information on pg. 567

Diameter (d1) inch	wire/ltr	mm	d2 mm	l1 mm	l2 mm	l3 mm	Code no.	EDP #
0.0354		0.900	4.00	90.00	45.00	28.00	0.900	**9050240009000**
0.0394		1.000	4.00	90.00	45.00	28.00	1.000	**9050240010000**
0.0433		1.100	4.00	90.00	45.00	28.00	1.100	**9050240011000**
0.0469	3/64	1.191	4.00	90.00	45.00	28.00	1.190	**9050240011900**
0.0472		1.200	4.00	90.00	45.00	28.00	1.200	**9050240012000**
0.0512		1.300	4.00	90.00	45.00	28.00	1.300	**9050240013000**
0.0551		1.400	4.00	90.00	45.00	28.00	1.400	**9050240014000**
0.0591		1.500	4.00	90.00	45.00	28.00	1.500	**9050240015000**
0.0625	1/16	1.588	4.00	90.00	45.00	28.00	1.590	**9050240015900**
0.0630		1.600	4.00	90.00	45.00	28.00	1.600	**9050240016000**
0.0748		1.900	4.00	90.00	45.00	28.00	1.900	**9050240019000**
0.0781	5/64	1.984	4.00	90.00	45.00	28.00	1.980	**9050240019800**
0.0787		2.000	4.00	90.00	45.00	28.00	2.000	**9050240020000**
0.0984		2.500	10.00	100.00	45.00	40.00	2.500	**9050240025000**
0.1063		2.700	10.00	100.00	45.00	40.00	2.700	**9050240027000**
0.1181		3.000	10.00	100.00	45.00	40.00	3.000	**9050240030000**
0.1260		3.200	10.00	100.00	45.00	40.00	3.200	**9050240032000**

EB 100 carbide gun drill w/steel shanks - 80mm flute length

Series no. **5020**

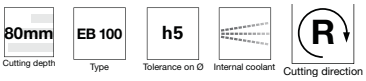

Tool material: **Solid Carbide**

Surface: ◯

P	Steel	○
M	Stainless steel	○
K	Cast iron	○
N	Aluminum	●
S	Titanium alloys	●
H	Hardened steel	○

●=Optimal
○=Limited

flute lengths of 45, 80, 120 & 160 mm • head form G

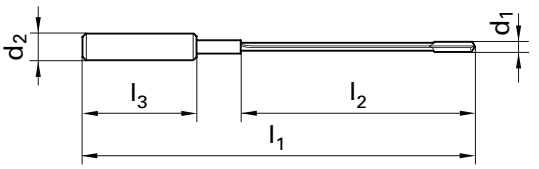

See page 455 for technical operation info
Speeds and feeds information on pg. 567

Diameter (d1) inch	wire/ltr	mm	d2 mm	l1 mm	l2 mm	l3 mm	Code no.	EDP #
0.0394		1.000	4.00	125.00	80.00	28.00	1.000	**9050200010000**
0.0433		1.100	4.00	125.00	80.00	28.00	1.100	**9050200011000**
0.0469	3/64	1.191	4.00	125.00	80.00	28.00	1.190	**9050200011900**
0.0472		1.200	4.00	125.00	80.00	28.00	1.200	**9050200012000**
0.0512		1.300	4.00	125.00	80.00	28.00	1.300	**9050200013000**
0.0551		1.400	4.00	125.00	80.00	28.00	1.400	**9050200014000**
0.0591		1.500	4.00	125.00	80.00	28.00	1.500	**9050200015000**
0.0625	1/16	1.588	4.00	125.00	80.00	28.00	1.590	**9050200015900**
0.0630		1.600	4.00	125.00	80.00	28.00	1.600	**9050200016000**
0.0748		1.900	4.00	125.00	80.00	28.00	1.900	**9050200019000**
0.0781	5/64	1.984	4.00	125.00	80.00	28.00	1.980	**9050200019800**
0.0787		2.000	4.00	125.00	80.00	28.00	2.000	**9050200020000**
0.0984		2.500	10.00	135.00	80.00	40.00	2.500	**9050200025000**
0.1063		2.700	10.00	135.00	80.00	40.00	2.700	**9050200027000**
0.1181		3.000	10.00	135.00	80.00	40.00	3.000	**9050200030000**
0.1260		3.200	10.00	135.00	80.00	40.00	3.200	**9050200032000**
0.1378		3.500	10.00	135.00	80.00	40.00	3.500	**9050200035000**
0.1575		4.000	10.00	135.00	80.00	40.00	4.000	**9050200040000**
0.1654		4.200	10.00	135.00	80.00	40.00	4.200	**9050200042000**
0.1772		4.500	10.00	135.00	80.00	40.00	4.500	**9050200045000**
0.1969		5.000	10.00	135.00	80.00	40.00	5.000	**9050200050000**

EB 100 carbide gun drill w/steel shanks - 120mm flute length

Series no. **5026**

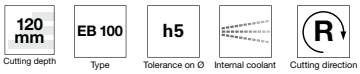

Tool material: **Solid Carbide**

Surface: ○

P	Steel	○
M	Stainless steel	○
K	Cast iron	○
N	Aluminum	●
S	Titanium alloys	●
H	Hardened steel	○

●=Optimal
○=Limited

flute lengths of 45, 80, 120 & 160 mm • head form G

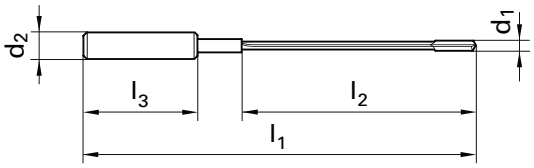

See page 455 for technical operation info
Speeds and feeds information on pg. 567

Diameter (d1) inch	wire/ltr	mm	d2 mm	l1 mm	l2 mm	l3 mm	Code no.	EDP #
0.0591		1.500	4.00	165.00	120.00	28.00	1.500	**9050260015000**
0.0625	1/16	1.588	4.00	165.00	120.00	28.00	1.590	**9050260015900**
0.0630		1.600	4.00	165.00	120.00	28.00	1.600	**9050260016000**
0.0781	5/64	1.984	4.00	165.00	120.00	28.00	1.980	**9050260019800**
0.0787		2.000	4.00	165.00	120.00	28.00	2.000	**9050260020000**
0.0984		2.500	10.00	175.00	120.00	40.00	2.500	**9050260025000**
0.1063		2.700	10.00	175.00	120.00	40.00	2.700	**9050260027000**
0.1181		3.000	10.00	175.00	120.00	40.00	3.000	**9050260030000**
0.1260		3.200	10.00	175.00	120.00	40.00	3.200	**9050260032000**
0.1378		3.500	10.00	175.00	120.00	40.00	3.500	**9050260035000**
0.1575		4.000	10.00	175.00	120.00	40.00	4.000	**9050260040000**
0.1654		4.200	10.00	175.00	120.00	40.00	4.200	**9050260042000**
0.1772		4.500	10.00	175.00	120.00	40.00	4.500	**9050260045000**
0.1969		5.000	10.00	175.00	120.00	40.00	5.000	**9050260050000**

EB 100 carbide gun drill w/steel shanks - 160mm flute length

Series no. **5021**

160 mm Cutting depth | EB 100 Type | h5 Tolerance on Ø | Internal coolant | R Cutting direction

Tool material: **Solid Carbide**

Surface: ○

P	Steel	○
M	Stainless steel	○
K	Cast iron	○
N	Aluminum	●
S	Titanium alloys	●
H	Hardened steel	○

●=Optimal
○=Limited

flute lengths of 45, 80, 120 & 160 mm • head form G

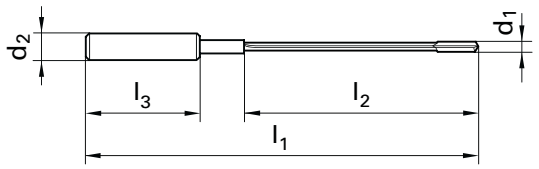

See page 455 for technical operation info
Speeds and feeds information on pg. 567

Diameter (d1) inch	wire/ltr	mm	d2 mm	l1 mm	l2 mm	l3 mm	Code no.	EDP #
0.0591		1.500	4.00	205.00	160.00	28.00	1.500	**9050210015000**
0.0625	1/16	1.588	4.00	205.00	160.00	28.00	1.590	**9050210015900**
0.0630		1.600	4.00	205.00	160.00	28.00	1.600	**9050210016000**
0.0781	5/64	1.984	4.00	205.00	160.00	28.00	1.980	**9050210019800**
0.0787		2.000	4.00	205.00	160.00	28.00	2.000	**9050210020000**
0.0984		2.500	10.00	215.00	160.00	40.00	2.500	**9050210025000**
0.1063		2.700	10.00	215.00	160.00	40.00	2.700	**9050210027000**
0.1181		3.000	10.00	215.00	160.00	40.00	3.000	**9050210030000**
0.1260		3.200	10.00	215.00	160.00	40.00	3.200	**9050210032000**
0.1378		3.500	10.00	215.00	160.00	40.00	3.500	**9050210035000**
0.1575		4.000	10.00	215.00	160.00	40.00	4.000	**9050210040000**
0.1654		4.200	10.00	215.00	160.00	40.00	4.200	**9050210042000**
0.1772		4.500	10.00	215.00	160.00	40.00	4.500	**9050210045000**
0.1969		5.000	10.00	215.00	160.00	40.00	5.000	**9050210050000**
0.2362		6.000	16.00	225.00	160.00	40.00	6.000	**9050210060000**
0.3150		8.000	16.00	225.00	160.00	48.00	8.000	**9050210080000**

EB 80 single-fluted gun drills - 40xD

Series no. **5641**

Tool material: **Solid Carbide**

Surface: C

P	Steel	○
M	Stainless steel	●
K	Cast iron	○
N	Aluminum	○
S	Titanium alloys	●
H	Hardened steel	○

●=Optimal
○=Limited

head form G

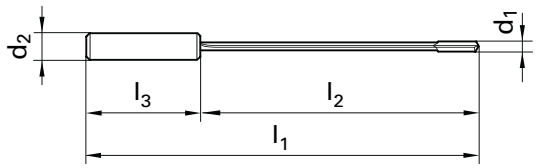

See page 455 for technical operation info
Speeds and feeds information on pg. 579

Diameter (d1) inch	wire/ltr	mm	d2 mm	l1 mm	l2 mm	l3 mm	Code no.	EDP #
0.1563	5/32	3.969	10.00	230.00	185.00	40.00	3.970	**9056410039700**
0.1575		4.000	12.00	230.00	185.00	45.00	4.000	**9056410040000**
0.1654		4.200	12.00	240.00	195.00	45.00	4.200	**9056410042000**
0.1772		4.500	12.00	250.00	205.00	45.00	4.500	**9056410045000**
0.1969		5.000	16.00	280.00	232.00	48.00	5.000	**9056410050000**
0.2031	13/64	5.159	16.00	280.00	232.00	48.00	5.156	**9056410051560**
0.2165		5.500	16.00	300.00	252.00	48.00	5.500	**9056410055000**
0.2362		6.000	16.00	320.00	272.00	48.00	6.000	**9056410060000**
0.2500	1/4 E	6.350	16.00	340.00	292.00	48.00	6.350	**9056410063500**
0.2559		6.500	16.00	340.00	292.00	48.00	6.500	**9056410065000**
0.2756		7.000	16.00	370.00	322.00	48.00	7.000	**9056410070000**
0.3125	5/16	7.938	16.00	420.00	372.00	48.00	7.938	**9056410079380**
0.3150		8.000	16.00	420.00	372.00	48.00	8.000	**9056410080000**
0.3543		9.000	16.00	450.00	402.00	48.00	9.000	**9056410090000**
0.3750	3/8	9.525	16.00	480.00	432.00	48.00	9.525	**9056410095250**
0.3937		10.000	20.00	510.00	460.00	50.00	10.000	**9056410100000**
0.4331		11.000	20.00	550.00	500.00	50.00	11.000	**9056410110000**
0.4375	7/16	11.113	20.00	550.00	500.00	50.00	11.113	**9056410111130**
0.4724		12.000	20.00	600.00	550.00	50.00	12.000	**9056410120000**
0.5000	1/2	12.700	20.00	635.00	585.00	50.00	12.700	**9056410127000**

EB 80 single-fluted gun drills - 80xD

Series no. **5642**

80xD Cutting depth | EB 80 Type | h5 Tolerance on Ø | Internal coolant | R Cutting direction

Tool material: **Solid Carbide**

Surface: C

P	Steel	○
M	Stainless steel	●
K	Cast iron	○
N	Aluminum	○
S	Titanium alloys	●
H	Hardened steel	○

●=Optimal
○=Limited

head form G

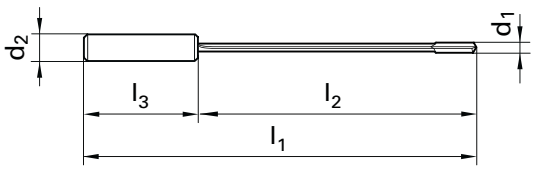

See page 455 for technical operation info
Speeds and feeds information on pg. 580

Diameter (d1) inch	wire/ltr	mm	d2 mm	l1 mm	l2 mm	l3 mm	Code no.	EDP #
0.1949		4.950	16.00	480.00	432.00	48.00	4.950	**9056420049500**
0.2010		5.106	16.00	480.00	432.00	48.00	5.106	**9056420051060**
0.2146		5.450	16.00	520.00	470.00	48.00	5.450	**9056420054500**
0.2344		5.953	16.00	560.00	512.00	48.00	5.950	**9056420059500**
0.2480		6.300	16.00	590.00	542.00	48.00	6.300	**9056420063000**
0.2539		6.450	16.00	605.00	556.00	48.00	6.450	**9056420064500**
0.2736		6.950	16.00	650.00	602.00	48.00	6.950	**9056420069500**
0.3106		7.888	16.00	740.00	692.00	48.00	7.888	**9056420078880**
0.3130		7.950	16.00	740.00	692.00	48.00	7.950	**9056420079500**
0.3524		8.950	16.00	820.00	772.00	48.00	8.950	**9056420089500**
0.3730		9.475	16.00	870.00	822.00	48.00	9.475	**9056420094750**
0.3917		9.950	20.00	910.00	860.00	50.00	9.950	**9056420099500**
0.4311		10.950	20.00	995.00	945.00	50.00	10.950	**9056420109500**
0.4356		11.063	20.00	995.00	945.00	50.00	11.063	**9056420110630**
0.4705		11.950	20.00	1080.00	1030.00	50.00	11.950	**9056420119500**
0.4980		12.650	20.00	1140.00	1090.00	50.00	12.650	**9056420126500**

MICRO-PRECISION TOOLS

Guhring's micro-precision tools range from micro-precision drills with a radius of 0.05 mm to special solutions in larger sizes and from HSS to solid carbide. The micro-precision tool range comprises 75 types in over 2,400 sizes and therefore offers stocked tool solutions for a variety of applications. Specially adapted geometries, substrates and surfaces guarantee optimum performance and processing safety for drilling, milling, reaming and threading in micro applications.

REPLACEABLE TIP DRILLS



HT 800 WP Replaceable Tip Drilling System

With the HT 800 WP interchangeable drilling system Guhring provides high-performance and cost-efficient drill bodies for hole diameters ranging from 11.00 to 40.0 mm.

The HT 800 WP drilling system is ideal for the production of large, highly accurate holes in various materials, making it suitable for energy, automotive, steel construction, and general machining industries.

EXTENDED TOOL LIFE

- interchangeable inserts perfectly adapted to the field of application regarding tool material, geometry and coating
- optimal machining results in steel, stainless steel, cast iron or aluminum

OPTIMAL CHIP EVACUATION

- special flute cross-section
- ultra-smooth surface finish

RIGID BODIES

- minimal diameter variances between body and insert reduce wear
- improved workpiece surfaces
- improved guidance of the tool increases the rigidity
- longer tool life

HIGHLY ACCURATE AND RIGID INSERT SEAT

- insert change possible in the machine
- holder remains clamped
- tool change and re-setting not required
- increased process reliability and reduced setup time

IDEAL COOLING LUBRICATION

- coolant ducts with maximum cross section
- exit from flute directly to cutting edge

The ideal insert for any material and application

Series # 4112

Series # 4113

Series # 4115

Series # 4114

Series # 4229

for pilot drilling

Series # 4111

HT 800 WP

The ideal body holder for any drilling depth and application

Series #	4105	4106	4107	4108	4109	4110
Drilling depth	1 x D	1,5 x D	3 x D	5 x D	7 x D	10 x D
Diameter	11.0 - 40.00	11.0 - 40.00	11.0 - 40.00	11.0 - 40.00	11.0 - 31.99	11.0 - 31.99
Shank	DIN 6535-HE	DIN 6535-HE	DIN 6535-HE	DIN 6535-HE	DIN 6535-HE	DIN 6535-HE

pilot drilling/ 45° countersinking

The series 4105 pilot drill body incorporates countersink inserts making it possible to machine a 45° chamfer while drilling the pilot hole.

HT 800 WP drill bodies

Series no. **4105**

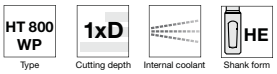

Tool material

Surface Ni

P	Steel
M	Stainless steel
K	Cast iron
N	Aluminum
S	Titanium alloys
H	Hardened steel

●=Optimal
○=Limited

nickel- plated • especially high wear resistance • optimized flute design • optimized coolant duct exit • clamping screws art. no. 4071 and 6128 included • screwdriver art. no. 1612 included

for piloting and countersinking 45°

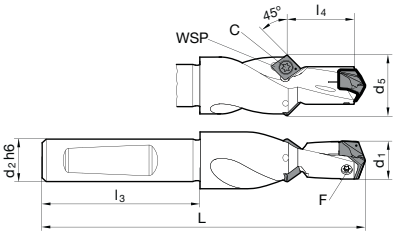

d1 mm	d2 h6 mm	d2 h6 frac.	d5 mm	L mm	l3 mm	l4 mm	WSP	C	F	Code no.	EDP #
11.00 - 11.99	12.000		17.00	81.00	45.00	12.00	CP..0502..	6128 2.000	4071 2.200	11.000	**9041050110000**
11.00 - 11.99	12.700	1/2	17.00	81.00	45.00	12.00	CP..0502..	6128 2.000	4071 2.200	11.005	**9041050110050**
12.00 - 12.99	12.000		18.00	84.00	45.00	13.00	CP..0502..	6128 2.000	4071 2.201	12.000	**9041050120000**
12.00 - 12.99	12.700	1/2	18.00	84.00	45.00	13.00	CP..0502..	6128 2.000	4071 2.201	12.005	**9041050120050**
13.00 - 13.99	14.000		18.00	86.00	45.00	14.00	CP..0502..	6128 2.000	4071 2.500	13.000	**9041050130000**
13.00 - 13.99	15.875	5/8	18.00	86.00	45.00	14.00	CP..0502..	6128 2.000	4071 2.500	13.005	**9041050130050**
14.00 - 15.99	16.000		18.00	93.00	48.00	16.00	CP..0502..	6128 2.000	4071 3.000	14.000	**9041050140000**
14.00 - 15.99	15.875	5/8	18.00	93.00	48.00	16.00	CP..0502..	6128 2.000	4071 3.000	14.005	**9041050140050**
16.00 - 17.99	18.000		20.00	99.00	48.00	18.00	CP..0602..	6128 2.500	4071 3.500	16.000	**9041050160000**
16.00 - 17.99	19.050	3/4	20.00	99.00	48.00	18.00	CP..0602..	6128 2.500	4071 3.500	16.005	**9041050160050**
18.00 - 19.99	20.000		22.00	106.00	50.00	20.00	CP..0602..	6128 2.500	4071 4.000	18.000	**9041050180000**
18.00 - 19.99	19.050	3/4	22.00	106.00	50.00	20.00	CP..0602..	6128 2.500	4071 4.000	18.005	**9041050180050**
20.00 - 21.99	25.000		24.00	117.00	56.00	22.00	CP..0602..	6128 2.500	4071 4.500	20.000	**9041050200000**
20.00 - 21.99	25.400	1	24.00	117.00	56.00	22.00	CP..0602..	6128 2.500	4071 4.500	20.005	**9041050200050**
22.00 - 23.99	25.000		26.00	122.00	56.00	24.00	CP..0602..	6128 2.500	4071 4.500	22.000	**9041050220000**
22.00 - 23.99	25.400	1	26.00	122.00	56.00	24.00	CP..0602..	6128 2.500	4071 4.500	22.005	**9041050220050**
24.00 - 25.99	25.000		28.00	128.00	56.00	26.00	CP..0602..	6128 2.500	4071 5.001	24.000	**9041050240000**
24.00 - 25.99	25.400	1	28.00	128.00	56.00	26.00	CP..0602..	6128 2.500	4071 5.001	24.005	**9041050240050**
26.00 - 27.99	32.000		32.00	142.00	60.00	28.00	CP..0602..	6128 2.500	4071 5.003	26.000	**9041050260000**
26.00 - 27.99	31.750	1 1/4	32.00	142.00	60.00	28.00	CP..0602..	6128 2.500	4071 5.003	26.005	**9041050260050**
28.00 - 29.99	32.000		34.00	147.00	60.00	30.00	CP..0602..	6128 2.500	4071 5.003	28.000	**9041050280000**
28.00 - 29.99	31.750	1 1/4	34.00	147.00	60.00	30.00	CP..0602..	6128 2.500	4071 5.003	28.005	**9041050280050**
30.00 - 31.99	32.000		38.00	152.00	60.00	32.00	CP..09T3..	6128 4.000	4071 6.000	30.000	**9041050300000**
30.00 - 31.99	31.750	1 1/4	38.00	152.00	60.00	32.00	CP..09T3..	6128 4.000	4071 6.000	30.005	**9041050300050**
32.00 - 35.99	32.000		42.00	163.00	60.00	36.00	CP..09T3..	6128 4.000	4071 6.001	32.000	**9041050320000**
32.00 - 35.99	31.750	1 1/4	42.00	163.00	60.00	36.00	CP..09T3..	6128 4.000	4071 6.001	32.005	**9041050320050**
36.00 - 40.00	32.000		46.00	173.00	60.00	40.00	CP..09T3..	6128 4.000	4071 6.002	36.000	**9041050360000**
36.00 - 40.00	31.750	1 1/4	46.00	173.00	60.00	40.00	CP..09T3..	6128 4.000	4071 6.002	36.005	**9041050360050**

HT 800 WP drill bodies

Series no. **4106**

HT 800 WP (Type) | 1.5xD (Cutting depth) | Internal coolant | HE (Shank form)

Tool material

Surface Ni

P	Steel
M	Stainless steel
K	Cast iron
N	Aluminum
S	Titanium alloys
H	Hardened steel

●=Optimal
○=Limited

nickel- plated • especially high wear resistance • optimized flute design • optimized coolant duct exit • clamping screws art. no. M 4071 included • screwdriver art. no. 1612 included

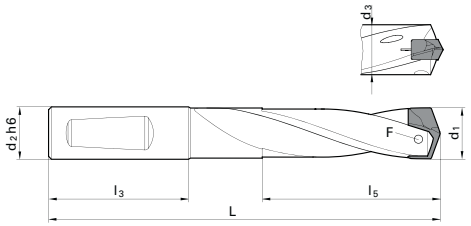

d1 mm	d2 h6 mm	d2 h6 frac.	d3 mm	L mm	l3 mm	l5 mm	F	Code no.	EDP #
11.00 - 11.49	12.000		10.70	84.00	45.00	19.30	4071 2.200	11.000	**9041060110000**
11.00 - 11.49	12.700	1/2	10.70	84.00	45.00	19.30	4071 2.200	11.005	**9041060110050**
11.50 - 11.99	12.000		11.20	85.00	45.00	20.10	4071 2.200	11.500	**9041060115000**
11.50 - 11.99	12.700	1/2	11.20	85.00	45.00	20.10	4071 2.200	11.505	**9041060115050**
12.00 - 12.49	12.000		11.70	87.00	45.00	21.00	4071 2.201	12.000	**9041060120000**
12.00 - 12.49	12.700	1/2	11.70	87.00	45.00	21.00	4071 2.201	12.005	**9041060120050**
12.50 - 12.99	14.000		12.20	89.00	45.00	21.90	4071 2.201	12.500	**9041060125000**
12.50 - 12.99	15.875	5/8	12.20	89.00	45.00	21.90	4071 2.201	12.505	**9041060125050**
13.00 - 13.49	14.000		12.70	90.00	45.00	22.60	4071 2.500	13.000	**9041060130000**
13.00 - 13.49	15.875	5/8	12.70	90.00	45.00	22.60	4071 2.500	13.005	**9041060130050**
13.50 - 13.99	14.000		13.20	92.00	45.00	23.60	4071 2.500	13.500	**9041060135000**
13.50 - 13.99	15.875	5/8	13.20	92.00	45.00	23.60	4071 2.500	13.505	**9041060135050**
14.00 - 14.49	14.000		13.70	93.00	45.00	24.50	4071 3.000	14.000	**9041060140000**
14.00 - 14.49	15.875	5/8	13.70	93.00	45.00	24.50	4071 3.000	14.005	**9041060140050**
14.50 - 14.99	16.000		14.20	98.00	48.00	25.30	4071 3.000	14.500	**9041060145000**
14.50 - 14.99	15.875	5/8	14.20	98.00	48.00	25.30	4071 3.000	14.505	**9041060145050**
15.00 - 15.49	16.000		14.70	100.00	48.00	26.10	4071 3.001	15.000	**9041060150000**
15.00 - 15.49	15.875	5/8	14.70	100.00	48.00	26.10	4071 3.001	15.005	**9041060150050**
15.50 - 15.99	16.000		15.20	101.00	48.00	27.00	4071 3.001	15.500	**9041060155000**
15.50 - 15.99	15.875	5/8	15.20	101.00	48.00	27.00	4071 3.001	15.505	**9041060155050**
16.00 - 16.49	16.000		15.70	102.00	48.00	27.80	4071 3.500	16.000	**9041060160000**
16.00 - 16.49	15.875	5/8	15.70	102.00	48.00	27.80	4071 3.500	16.005	**9041060160050**
16.50 - 16.99	18.000		16.20	105.00	48.00	28.70	4071 3.500	16.500	**9041060165000**
16.50 - 16.99	19.050	3/4	16.20	105.00	48.00	28.70	4071 3.500	16.505	**9041060165050**
17.00 - 17.49	18.000		16.70	106.00	48.00	29.60	4071 3.500	17.000	**9041060170000**
17.00 - 17.49	19.050	3/4	16.70	106.00	48.00	29.60	4071 3.500	17.005	**9041060170050**
17.50 - 17.99	18.000		17.20	107.00	48.00	30.40	4071 3.500	17.500	**9041060175000**
17.50 - 17.99	19.050	3/4	17.20	107.00	48.00	30.40	4071 3.500	17.505	**9041060175050**
18.00 - 18.49	18.000		17.70	109.00	48.00	31.20	4071 4.000	18.000	**9041060180000**
18.00 - 18.49	19.050	3/4	17.70	109.00	48.00	31.20	4071 4.000	18.005	**9041060180050**
18.50 - 18.99	20.000		18.20	113.00	50.00	32.10	4071 4.000	18.500	**9041060185000**
18.50 - 18.99	19.050	3/4	18.20	113.00	50.00	32.10	4071 4.000	18.505	**9041060185050**
19.00 - 19.49	20.000		18.70	114.00	50.00	32.90	4071 4.000	19.000	**9041060190000**
19.00 - 19.49	19.050	3/4	18.70	114.00	50.00	32.90	4071 4.000	19.005	**9041060190050**
19.50 - 19.99	20.000		19.20	116.00	50.00	33.70	4071 4.000	19.500	**9041060195000**
19.50 - 19.99	19.050	3/4	19.20	116.00	50.00	33.70	4071 4.000	19.505	**9041060195050**
20.00 - 20.49	20.000		19.70	117.00	50.00	34.60	4071 4.500	20.000	**9041060200000**
20.00 - 20.49	19.050	3/4	19.70	117.00	50.00	34.60	4071 4.500	20.005	**9041060200050**
20.50 - 20.99	25.000		20.20	128.00	56.00	35.50	4071 4.500	20.500	**9041060205000**
20.50 - 20.99	25.400	1	20.20	128.00	56.00	35.50	4071 4.500	20.505	**9041060205050**
21.00 - 21.49	25.000		20.70	129.00	56.00	36.40	4071 4.500	21.000	**9041060210000**
21.00 - 21.49	25.400	1	20.70	129.00	56.00	36.40	4071 4.500	21.005	**9041060210050**
21.50 - 21.99	25.000		21.20	130.00	56.00	37.20	4071 4.500	21.500	**9041060215000**

HT 800 WP drill bodies

Series no. **4106**

d1 mm	d2 h6 mm	d2 h6 frac.	d3 mm	L mm	l3 mm	l5 mm	F	Code no.	EDP #
21.50 - 21.99	25.400	1	21.20	130.00	56.00	37.20	4071 4.500	21.505	**9041060215050**
22.00 - 22.49	25.000		21.70	131.00	56.00	38.00	4071 5.000	22.000	**9041060220000**
22.00 - 22.49	25.400	1	21.70	131.00	56.00	38.00	4071 5.000	22.005	**9041060220050**
22.50 - 22.99	25.000		22.20	134.00	56.00	38.90	4071 5.000	22.500	**9041060225000**
22.50 - 22.99	25.400	1	22.20	134.00	56.00	38.90	4071 5.000	22.505	**9041060225050**
23.00 - 23.49	25.000		22.70	135.00	56.00	39.80	4071 5.000	23.000	**9041060230000**
23.00 - 23.49	25.400	1	22.70	135.00	56.00	39.80	4071 5.000	23.005	**9041060230050**
23.50 - 23.99	25.000		23.20	137.00	56.00	40.60	4071 5.000	23.500	**9041060235000**
23.50 - 23.99	25.400	1	23.20	137.00	56.00	40.60	4071 5.000	23.505	**9041060235050**
24.00 - 24.49	25.000		23.70	138.00	56.00	41.50	4071 5.001	24.000	**9041060240000**
24.00 - 24.49	25.400	1	23.70	138.00	56.00	41.50	4071 5.001	24.005	**9041060240050**
24.50 - 24.99	25.000		24.20	140.00	56.00	42.30	4071 5.001	24.500	**9041060245000**
24.50 - 24.99	25.400	1	24.20	140.00	56.00	42.30	4071 5.001	24.505	**9041060245050**
25.00 - 25.49	25.000		24.70	142.00	56.00	43.20	4071 5.001	25.000	**9041060250000**
25.00 - 25.49	25.400	1	24.70	142.00	56.00	43.20	4071 5.001	25.005	**9041060250050**
25.50 - 25.99	32.000		25.20	148.00	60.00	44.00	4071 5.001	25.500	**9041060255000**
25.50 - 25.99	31.750	1 1/4	25.20	148.00	60.00	44.00	4071 5.001	25.505	**9041060255050**
26.00 - 26.49	32.000		25.70	151.00	60.00	44.30	4071 5.003	26.000	**9041060260000**
26.00 - 26.49	31.750	1 1/4	25.70	151.00	60.00	44.30	4071 5.003	26.005	**9041060260050**
26.50 - 26.99	32.000		26.20	153.00	60.00	45.10	4071 5.003	26.500	**9041060265000**
26.50 - 26.99	31.750	1 1/4	26.20	153.00	60.00	45.10	4071 5.003	26.505	**9041060265050**
27.00 - 27.49	32.000		26.70	155.00	60.00	46.00	4071 5.003	27.000	**9041060270000**
27.00 - 27.49	31.750	1 1/4	26.70	155.00	60.00	46.00	4071 5.003	27.005	**9041060270050**
27.50 - 27.99	32.000		27.20	156.00	60.00	46.80	4071 5.003	27.500	**9041060275000**
27.50 - 27.99	31.750	1 1/4	27.20	156.00	60.00	46.80	4071 5.003	27.505	**9041060275050**
28.00 - 28.49	32.000		27.70	157.00	60.00	47.70	4071 5.003	28.000	**9041060280000**
28.00 - 28.49	31.750	1 1/4	27.70	157.00	60.00	47.70	4071 5.003	28.005	**9041060280050**
28.50 - 28.99	32.000		28.20	159.00	60.00	48.50	4071 5.003	28.500	**9041060285000**
28.50 - 28.99	31.750	1 1/4	28.20	159.00	60.00	48.50	4071 5.003	28.505	**9041060285050**
29.00 - 29.49	32.000		28.70	161.00	60.00	49.40	4071 5.003	29.000	**9041060290000**
29.00 - 29.49	31.750	1 1/4	28.70	161.00	60.00	49.40	4071 5.003	29.005	**9041060290050**
29.50 - 29.99	32.000		29.20	162.00	60.00	50.20	4071 5.003	29.500	**9041060295000**
29.50 - 29.99	31.750	1 1/4	29.20	162.00	60.00	50.20	4071 5.003	29.505	**9041060295050**
30.00 - 30.49	32.000		29.70	164.00	60.00	50.90	4071 6.000	30.000	**9041060300000**
30.00 - 30.49	31.750	1 1/4	29.70	164.00	60.00	50.90	4071 6.000	30.005	**9041060300050**
30.50 - 30.99	32.000		30.20	166.00	60.00	51.70	4071 6.000	30.500	**9041060305000**
30.50 - 30.99	31.750	1 1/4	30.20	166.00	60.00	51.70	4071 6.000	30.505	**9041060305050**
31.00 - 31.49	32.000		30.70	167.00	60.00	52.60	4071 6.000	31.000	**9041060310000**
31.00 - 31.49	31.750	1 1/4	30.70	167.00	60.00	52.60	4071 6.000	31.005	**9041060310050**
31.50 - 31.99	32.000		31.20	168.00	60.00	53.40	4071 6.000	31.500	**9041060315000**
31.50 - 31.99	31.750	1 1/4	31.20	168.00	60.00	53.40	4071 6.000	31.505	**9041060315050**
32.00 - 32.99	32.000		31.70	172.00	60.00	55.10	4071 6.001	32.000	**9041060320000**
32.00 - 32.99	31.750	1 1/4	31.70	172.00	60.00	55.10	4071 6.001	32.005	**9041060320050**
33.00 - 33.99	32.000		32.70	175.00	60.00	56.80	4071 6.001	33.000	**9041060330000**
33.00 - 33.99	31.750	1 1/4	32.70	175.00	60.00	56.80	4071 6.001	33.005	**9041060330050**
34.00 - 34.99	32.000		33.70	178.00	60.00	58.50	4071 6.001	34.000	**9041060340000**
34.00 - 34.99	31.750	1 1/4	33.70	178.00	60.00	58.50	4071 6.001	34.005	**9041060340050**
35.00 - 35.99	32.000		34.70	181.00	60.00	60.20	4071 6.001	35.000	**9041060350000**
35.00 - 35.99	31.750	1 1/4	34.70	181.00	60.00	60.20	4071 6.001	35.005	**9041060350050**
36.00 - 36.99	32.000		35.70	184.00	60.00	61.80	4071 6.002	36.000	**9041060360000**
36.00 - 36.99	31.750	1 1/4	35.70	184.00	60.00	61.80	4071 6.002	36.005	**9041060360050**
37.00 - 37.99	32.000		36.70	188.00	60.00	63.50	4071 6.002	37.000	**9041060370000**
37.00 - 37.99	31.750	1 1/4	36.70	188.00	60.00	63.50	4071 6.002	37.005	**9041060370050**
38.00 - 38.99	32.000		37.70	191.00	60.00	65.20	4071 6.002	38.000	**9041060380000**
38.00 - 38.99	31.750	1 1/4	37.70	191.00	60.00	65.20	4071 6.002	38.005	**9041060380050**
39.00 - 40.00	32.000		38.70	194.00	60.00	66.90	4071 6.002	39.000	**9041060390000**
39.00 - 40.00	31.750	1 1/4	38.70	194.00	60.00	66.90	4071 6.002	39.005	**9041060390050**

HT 800 WP drill bodies

Series no. **4107**

HT 800 WP (Type) | 3xD (Cutting depth) | Internal coolant | HE (Shank form)

Tool material

Surface Ni

P	Steel
M	Stainless steel
K	Cast iron
N	Aluminum
S	Titanium alloys
H	Hardened steel

●=Optimal
○=Limited

nickel- plated • especially high wear resistance • optimized flute design • optimized coolant duct exit • clamping screws art. no. 4071 included • screwdriver art. no. 1612 included

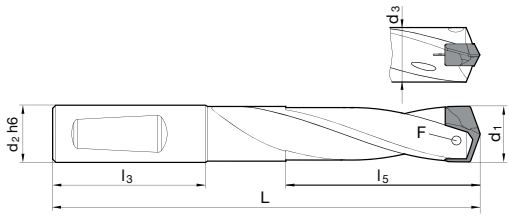

d1 mm	d2 h6 mm	d2 h6 frac.	d3 mm	L mm	l3 mm	l5 mm	F	Code no.	EDP #
11.00 - 11.49	12.000		10.70	101.00	45.00	36.60	4071 2.200	11.000	**9041070110000**
11.00 - 11.49	12.700	1/2	10.70	101.00	45.00	36.60	4071 2.200	11.005	**9041070110050**
11.50 - 11.99	12.000		11.20	103.00	45.00	38.10	4071 2.200	11.500	**9041070115000**
11.50 - 11.99	12.700	1/2	11.20	103.00	45.00	38.10	4071 2.200	11.505	**9041070115050**
12.00 - 12.49	12.000		11.70	106.00	45.00	39.70	4071 2.201	12.000	**9041070120000**
12.00 - 12.49	12.700	1/2	11.70	106.00	45.00	39.70	4071 2.201	12.005	**9041070120050**
12.50 - 12.99	14.000		12.20	108.00	45.00	41.30	4071 2.201	12.500	**9041070125000**
12.50 - 12.99	15.875	5/8	12.20	108.00	45.00	41.30	4071 2.201	12.505	**9041070125050**
13.00 - 13.49	14.000		12.70	110.00	45.00	42.90	4071 2.500	13.000	**9041070130000**
13.00 - 13.49	15.875	5/8	12.70	110.00	45.00	42.90	4071 2.500	13.005	**9041070130050**
13.50 - 13.99	14.000		13.20	113.00	45.00	44.60	4071 2.500	13.500	**9041070135000**
13.50 - 13.99	15.875	5/8	13.20	113.00	45.00	44.60	4071 2.500	13.505	**9041070135050**
14.00 - 14.49	14.000		13.70	115.00	45.00	46.20	4071 3.000	14.000	**9041070140000**
14.00 - 14.49	15.875	5/8	13.70	115.00	45.00	46.20	4071 3.000	14.005	**9041070140050**
14.50 - 14.99	16.000		14.20	120.00	48.00	47.80	4071 3.000	14.500	**9041070145000**
14.50 - 14.99	15.875	5/8	14.20	120.00	48.00	47.80	4071 3.000	14.505	**9041070145050**
15.00 - 15.49	16.000		14.70	123.00	48.00	49.30	4071 3.001	15.000	**9041070150000**
15.00 - 15.49	15.875	5/8	14.70	123.00	48.00	49.30	4071 3.001	15.005	**9041070150050**
15.50 - 15.99	16.000		15.20	125.00	48.00	50.90	4071 3.001	15.500	**9041070155000**
15.50 - 15.99	15.875	5/8	15.20	125.00	48.00	50.90	4071 3.001	15.505	**9041070155050**
16.00 - 16.49	16.000		15.70	127.00	48.00	52.90	4071 3.500	16.000	**9041070160000**
16.00 - 16.49	15.875	5/8	15.70	127.00	48.00	52.90	4071 3.500	16.005	**9041070160050**
16.50 - 16.99	18.000		16.20	130.00	48.00	54.10	4071 3.500	16.500	**9041070165000**
16.50 - 16.99	19.050	3/4	16.20	130.00	48.00	54.10	4071 3.500	16.505	**9041070165050**
17.00 - 17.49	18.000		16.70	132.00	48.00	55.80	4071 3.500	17.000	**9041070170000**
17.00 - 17.49	19.050	3/4	16.70	132.00	48.00	55.80	4071 3.500	17.005	**9041070170050**
17.50 - 17.99	18.000		17.20	134.00	48.00	57.40	4071 3.500	17.500	**9041070175000**
17.50 - 17.99	19.050	3/4	17.20	134.00	48.00	57.40	4071 3.500	17.505	**9041070175050**
18.00 - 18.49	18.000		17.70	137.00	48.00	58.90	4071 4.000	18.000	**9041070180000**
18.00 - 18.49	19.050	3/4	17.70	137.00	48.00	58.90	4071 4.000	18.005	**9041070180050**
18.50 - 18.99	20.000		18.20	141.00	50.00	60.50	4071 4.000	18.500	**9041070185000**
18.50 - 18.99	19.050	3/4	18.20	141.00	50.00	60.50	4071 4.000	18.505	**9041070185050**
19.00 - 19.49	20.000		18.70	143.00	50.00	62.10	4071 4.000	19.000	**9041070190000**
19.00 - 19.49	19.050	3/4	18.70	143.00	50.00	62.10	4071 4.000	19.005	**9041070190050**
19.50 - 19.99	20.000		19.20	146.00	50.00	63.70	4071 4.000	19.500	**9041070195000**
19.50 - 19.99	19.050	3/4	19.20	146.00	50.00	63.70	4071 4.000	19.505	**9041070195050**
20.00 - 20.49	20.000		19.70	148.00	50.00	65.30	4071 4.500	20.000	**9041070200000**
20.00 - 20.49	19.050	3/4	19.70	148.00	50.00	65.30	4071 4.500	20.005	**9041070200050**
20.50 - 20.99	25.000		20.20	159.00	56.00	67.00	4071 4.500	20.500	**9041070205000**
20.50 - 20.99	25.400	1	20.20	159.00	56.00	67.00	4071 4.500	20.505	**9041070205050**
21.00 - 21.49	25.000		20.70	161.00	56.00	68.60	4071 4.500	21.000	**9041070210000**
21.00 - 21.49	25.400	1	20.70	161.00	56.00	68.60	4071 4.500	21.005	**9041070210050**
21.50 - 21.99	25.000		21.20	163.00	56.00	70.10	4071 4.500	21.500	**9041070215000**

HT 800 WP drill bodies

Series no. **4107**

d1 mm	d2 h6 mm	d2 h6 frac.	d3 mm	L mm	l3 mm	l5 mm	F	Code no.	EDP #
21.50 - 21.99	25.400	1	21.20	163.00	56.00	70.10	4071 4.500	21.505	**9041070215050**
22.00 - 22.49	25.000		21.70	165.00	56.00	71.70	4071 5.000	22.000	**9041070220000**
22.00 - 22.49	25.400	1	21.70	165.00	56.00	71.70	4071 5.000	22.005	**9041070220050**
22.50 - 22.99	25.000		22.20	168.00	56.00	73.30	4071 5.000	22.500	**9041070225000**
22.50 - 22.99	25.400	1	22.20	168.00	56.00	73.30	4071 5.000	22.505	**9041070225050**
23.00 - 23.49	25.000		22.70	170.00	56.00	74.90	4071 5.000	23.000	**9041070230000**
23.00 - 23.49	25.400	1	22.70	170.00	56.00	74.90	4071 5.000	23.005	**9041070230050**
23.50 - 23.99	25.000		23.20	173.00	56.00	76.50	4071 5.000	23.500	**9041070235000**
23.50 - 23.99	25.400	1	23.20	173.00	56.00	76.50	4071 5.000	23.505	**9041070235050**
24.00 - 24.49	25.000		23.70	175.00	56.00	78.10	4071 5.001	24.000	**9041070240000**
24.00 - 24.49	25.400	1	23.70	175.00	56.00	78.10	4071 5.001	24.005	**9041070240050**
24.50 - 24.99	25.000		24.20	177.00	56.00	79.70	4071 5.001	24.500	**9041070245000**
24.50 - 24.99	25.400	1	24.20	177.00	56.00	79.70	4071 5.001	24.505	**9041070245050**
25.00 - 25.49	25.000		24.70	180.00	56.00	81.30	4071 5.001	25.000	**9041070250000**
25.00 - 25.49	25.400	1	24.70	180.00	56.00	81.30	4071 5.001	25.005	**9041070250050**
25.50 - 25.99	32.000		25.20	187.00	60.00	82.90	4071 5.001	25.500	**9041070255000**
25.50 - 25.99	31.750	1 1/4	25.20	187.00	60.00	82.90	4071 5.001	25.505	**9041070255050**
26.00 - 26.49	32.000		25.70	191.00	60.00	84.00	4071 5.003	26.000	**9041070260000**
26.00 - 26.49	31.750	1 1/4	25.70	191.00	60.00	84.00	4071 5.003	26.005	**9041070260050**
26.50 - 26.99	32.000		26.20	193.00	60.00	86.10	4071 5.003	26.500	**9041070265000**
26.50 - 26.99	31.750	1 1/4	26.20	193.00	60.00	86.10	4071 5.003	26.505	**9041070265050**
27.00 - 27.49	32.000		26.70	196.00	60.00	87.20	4071 5.003	27.000	**9041070270000**
27.00 - 27.49	31.750	1 1/4	26.70	196.00	60.00	87.20	4071 5.003	27.005	**9041070270050**
27.50 - 27.99	32.000		27.20	198.00	60.00	88.90	4071 5.003	27.500	**9041070275000**
27.50 - 27.99	31.750	1 1/4	27.20	198.00	60.00	88.90	4071 5.003	27.505	**9041070275050**
28.00 - 28.49	32.000		27.70	200.00	60.00	90.50	4071 5.003	28.000	**9041070280000**
28.00 - 28.49	31.750	1 1/4	27.70	200.00	60.00	90.50	4071 5.003	28.005	**9041070280050**
28.50 - 28.99	32.000		28.20	202.00	60.00	92.50	4071 5.003	28.500	**9041070285000**
28.50 - 28.99	31.750	1 1/4	28.20	202.00	60.00	92.50	4071 5.003	28.505	**9041070285050**
29.00 - 29.49	32.000		28.70	205.00	60.00	94.60	4071 5.003	29.000	**9041070290000**
29.00 - 29.49	31.750	1 1/4	28.70	205.00	60.00	94.60	4071 5.003	29.005	**9041070290050**
29.50 - 29.99	32.000		29.20	207.00	60.00	95.10	4071 5.003	29.500	**9041070295000**
29.50 - 29.99	31.750	1 1/4	29.20	207.00	60.00	95.10	4071 5.003	29.505	**9041070295050**
30.00 - 30.49	32.000		29.70	210.00	60.00	96.70	4071 6.000	30.000	**9041070300000**
30.00 - 30.49	31.750	1 1/4	29.70	210.00	60.00	96.70	4071 6.000	30.005	**9041070300050**
30.50 - 30.99	32.000		30.20	212.00	60.00	98.30	4071 6.000	30.500	**9041070305000**
30.50 - 30.99	31.750	1 1/4	30.20	212.00	60.00	98.30	4071 6.000	30.505	**9041070305050**
31.00 - 31.49	32.000		30.70	214.00	60.00	99.80	4071 6.000	31.000	**9041070310000**
31.00 - 31.49	31.750	1 1/4	30.70	214.00	60.00	99.80	4071 6.000	31.005	**9041070310050**
31.50 - 31.99	32.000		31.20	216.00	60.00	101.40	4071 6.000	31.500	**9041070315000**
31.50 - 31.99	31.750	1 1/4	31.20	216.00	60.00	101.40	4071 6.000	31.505	**9041070315050**
32.00 - 32.99	32.000		31.70	221.00	60.00	104.60	4071 6.001	32.000	**9041070320000**
32.00 - 32.99	31.750	1 1/4	31.70	221.00	60.00	104.60	4071 6.001	32.005	**9041070320050**
33.00 - 33.99	32.000		32.70	226.00	60.00	107.80	4071 6.001	33.000	**9041070330000**
33.00 - 33.99	31.750	1 1/4	32.70	226.00	60.00	107.80	4071 6.001	33.005	**9041070330050**
34.00 - 34.99	32.000		33.70	230.00	60.00	111.00	4071 6.001	34.000	**9041070340000**
34.00 - 34.99	31.750	1 1/4	33.70	230.00	60.00	111.00	4071 6.001	34.005	**9041070340050**
35.00 - 35.99	32.000		34.70	235.00	60.00	114.20	4071 6.001	35.000	**9041070350000**
35.00 - 35.99	31.750	1 1/4	34.70	235.00	60.00	114.20	4071 6.001	35.005	**9041070350050**
36.00 - 36.99	32.000		35.70	240.00	60.00	117.30	4071 6.002	36.000	**9041070360000**
36.00 - 36.99	31.750	1 1/4	35.70	240.00	60.00	117.30	4071 6.002	36.005	**9041070360050**
37.00 - 37.99	32.000		36.70	245.00	60.00	120.50	4071 6.002	37.000	**9041070370000**
37.00 - 37.99	31.750	1 1/4	36.70	245.00	60.00	120.50	4071 6.002	37.005	**9041070370050**
38.00 - 38.99	32.000		37.70	249.00	60.00	123.70	4071 6.002	38.000	**9041070380000**
38.00 - 38.99	31.750	1 1/4	37.70	249.00	60.00	123.70	4071 6.002	38.005	**9041070380050**
39.00 - 40.00	32.000		38.70	254.00	60.00	126.90	4071 6.002	39.000	**9041070390000**
39.00 - 40.00	31.750	1 1/4	38.70	254.00	60.00	126.90	4071 6.002	39.005	**9041070390050**

HT 800 WP drill bodies

Series no. **4108**

HT 800 WP (Type) | 5xD (Cutting depth) | Internal coolant | HE (Shank form)

Tool material

Surface Ni

P	Steel
M	Stainless steel
K	Cast iron
N	Aluminum
S	Titanium alloys
H	Hardened steel

●=Optimal
○=Limited

nickel- plated • especially high wear resistance • optimized flute design • optimized coolant duct exit • clamping screws art. no. 4071 included • screwdriver art. no. 1612 included

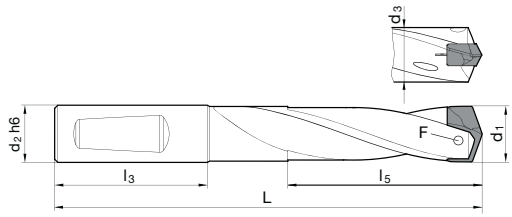

d1 mm	d2 h6 mm	d2 h6 frac.	d3 mm	L mm	l3 mm	l5 mm	F	Code no.	EDP #
11.00 - 11.49	12.000		10.70	124.00	45.00	59.60	4071 2.200	11.000	**9041080110000**
11.00 - 11.49	12.700	1/2	10.70	124.00	45.00	59.60	4071 2.200	11.005	**9041080110050**
11.50 - 11.99	12.000		11.20	127.00	45.00	62.10	4071 2.200	11.500	**9041080115000**
11.50 - 11.99	12.700	1/2	11.20	127.00	45.00	62.10	4071 2.200	11.505	**9041080115050**
12.00 - 12.49	12.000		11.70	131.00	45.00	64.70	4071 2.201	12.000	**9041080120000**
12.00 - 12.49	12.700	1/2	11.70	131.00	45.00	64.70	4071 2.201	12.005	**9041080120050**
12.50 - 12.99	14.000		12.20	134.00	45.00	67.30	4071 2.201	12.500	**9041080125000**
12.50 - 12.99	15.875	5/8	12.20	134.00	45.00	67.30	4071 2.201	12.505	**9041080125050**
13.00 - 13.49	14.000		12.70	137.00	45.00	69.90	4071 2.500	13.000	**9041080130000**
13.00 - 13.49	15.875	5/8	12.70	137.00	45.00	69.90	4071 2.500	13.005	**9041080130050**
13.50 - 13.99	14.000		13.20	141.00	45.00	72.60	4071 2.500	13.500	**9041080135000**
13.50 - 13.99	15.875	5/8	13.20	141.00	45.00	72.60	4071 2.500	13.505	**9041080135050**
14.00 - 14.49	14.000		13.70	144.00	45.00	75.20	4071 3.000	14.000	**9041080140000**
14.00 - 14.49	15.875	5/8	13.70	144.00	45.00	75.20	4071 3.000	14.005	**9041080140050**
14.50 - 14.99	16.000		14.20	150.00	48.00	77.80	4071 3.000	14.500	**9041080145000**
14.50 - 14.99	15.875	5/8	14.20	150.00	48.00	77.80	4071 3.000	14.505	**9041080145050**
15.00 - 15.49	16.000		14.70	154.00	48.00	80.30	4071 3.001	15.000	**9041080150000**
15.00 - 15.49	15.875	5/8	14.70	154.00	48.00	80.30	4071 3.001	15.005	**9041080150050**
15.50 - 15.99	16.000		15.20	157.00	48.00	82.90	4071 3.001	15.500	**9041080155000**
15.50 - 15.99	15.875	5/8	15.20	157.00	48.00	82.90	4071 3.001	15.505	**9041080155050**
16.00 - 16.49	16.000		15.70	160.00	48.00	85.90	4071 3.500	16.000	**9041080160000**
16.00 - 16.49	15.875	5/8	15.70	160.00	48.00	85.90	4071 3.500	16.005	**9041080160050**
16.50 - 16.99	18.000		16.20	164.00	48.00	88.10	4071 3.500	16.500	**9041080165000**
16.50 - 16.99	19.050	3/4	16.20	164.00	48.00	88.10	4071 3.500	16.505	**9041080165050**
17.00 - 17.49	18.000		16.70	167.00	48.00	90.80	4071 3.500	17.000	**9041080170000**
17.00 - 17.49	19.050	3/4	16.70	167.00	48.00	90.80	4071 3.500	17.005	**9041080170050**
17.50 - 17.99	18.000		17.20	170.00	48.00	93.40	4071 3.500	17.500	**9041080175000**
17.50 - 17.99	19.050	3/4	17.20	170.00	48.00	93.40	4071 3.500	17.505	**9041080175050**
18.00 - 18.49	18.000		17.70	174.00	48.00	95.90	4071 4.000	18.000	**9041080180000**
18.00 - 18.49	19.050	3/4	17.70	174.00	48.00	95.90	4071 4.000	18.005	**9041080180050**
18.50 - 18.99	20.000		18.20	179.00	50.00	98.50	4071 4.000	18.500	**9041080185000**
18.50 - 18.99	19.050	3/4	18.20	179.00	50.00	98.50	4071 4.000	18.505	**9041080185050**
19.00 - 19.49	20.000		18.70	182.00	50.00	101.10	4071 4.000	19.000	**9041080190000**
19.00 - 19.49	19.050	3/4	18.70	182.00	50.00	101.10	4071 4.000	19.005	**9041080190050**
19.50 - 19.99	20.000		19.20	186.00	50.00	103.70	4071 4.000	19.500	**9041080195000**
19.50 - 19.99	19.050	3/4	19.20	186.00	50.00	103.70	4071 4.000	19.505	**9041080195050**
20.00 - 20.49	20.000		19.70	189.00	50.00	106.30	4071 4.500	20.000	**9041080200000**
20.00 - 20.49	19.050	3/4	19.70	189.00	50.00	106.30	4071 4.500	20.005	**9041080200050**
20.50 - 20.99	25.000		20.20	201.00	56.00	109.00	4071 4.500	20.500	**9041080205000**
20.50 - 20.99	25.400	1	20.20	201.00	56.00	109.00	4071 4.500	20.505	**9041080205050**
21.00 - 21.49	25.000		20.70	204.00	56.00	111.60	4071 4.500	21.000	**9041080210000**
21.00 - 21.49	25.400	1	20.70	204.00	56.00	111.60	4071 4.500	21.005	**9041080210050**
21.50 - 21.99	25.000		21.20	207.00	56.00	114.10	4071 4.500	21.500	**9041080215000**

HT 800 WP drill bodies

Series no. **4108**

d1 mm	d2 h6 mm	d2 h6 frac.	d3 mm	L mm	l3 mm	l5 mm	F	Code no.	EDP #
21.50 - 21.99	25.400	1	21.20	207.00	56.00	114.10	4071 4.500	21.505	**9041080215050**
22.00 - 22.49	25.000		21.70	210.00	56.00	116.70	4071 5.000	22.000	**9041080220000**
22.00 - 22.49	25.400	1	21.70	210.00	56.00	116.70	4071 5.000	22.005	**9041080220050**
22.50 - 22.99	25.000		22.20	214.00	56.00	119.30	4071 5.000	22.500	**9041080225000**
22.50 - 22.99	25.400	1	22.20	214.00	56.00	119.30	4071 5.000	22.505	**9041080225050**
23.00 - 23.49	25.000		22.70	217.00	56.00	121.90	4071 5.000	23.000	**9041080230000**
23.00 - 23.49	25.400	1	22.70	217.00	56.00	121.90	4071 5.000	23.005	**9041080230050**
23.50 - 23.99	25.000		23.20	221.00	56.00	124.50	4071 5.000	23.500	**9041080235000**
23.50 - 23.99	25.400	1	23.20	221.00	56.00	124.50	4071 5.000	23.505	**9041080235050**
24.00 - 24.49	25.000		23.70	224.00	56.00	127.10	4071 5.001	24.000	**9041080240000**
24.00 - 24.49	25.400	1	23.70	224.00	56.00	127.10	4071 5.001	24.005	**9041080240050**
24.50 - 24.99	25.000		24.20	227.00	56.00	129.70	4071 5.001	24.500	**9041080245000**
24.50 - 24.99	25.400	1	24.20	227.00	56.00	129.70	4071 5.001	24.505	**9041080245050**
25.00 - 25.49	25.000		24.70	231.00	56.00	132.30	4071 5.001	25.000	**9041080250000**
25.00 - 25.49	25.400	1	24.70	231.00	56.00	132.30	4071 5.001	25.005	**9041080250050**
25.50 - 25.99	32.000		25.20	239.00	60.00	134.90	4071 5.001	25.500	**9041080255000**
25.50 - 25.99	31.750	1 1/4	25.20	239.00	60.00	134.90	4071 5.001	25.505	**9041080255050**
26.00 - 26.49	32.000		25.70	244.00	60.00	137.00	4071 5.003	26.000	**9041080260000**
26.00 - 26.49	31.750	1 1/4	25.70	244.00	60.00	137.00	4071 5.003	26.005	**9041080260050**
26.50 - 26.99	32.000		26.20	247.00	60.00	140.00	4071 5.003	26.500	**9041080265000**
26.50 - 26.99	31.750	1 1/4	26.20	247.00	60.00	140.00	4071 5.003	26.505	**9041080265050**
27.00 - 27.49	32.000		26.70	251.00	60.00	142.00	4071 5.003	27.000	**9041080270000**
27.00 - 27.49	31.750	1 1/4	26.70	251.00	60.00	142.00	4071 5.003	27.005	**9041080270050**
27.50 - 27.99	32.000		27.20	254.00	60.00	144.80	4071 5.003	27.500	**9041080275000**
27.50 - 27.99	31.750	1 1/4	27.20	254.00	60.00	144.80	4071 5.003	27.505	**9041080275050**
28.00 - 28.49	32.000		27.70	257.00	60.00	147.40	4071 5.003	28.000	**9041080280000**
28.00 - 28.49	31.750	1 1/4	27.70	257.00	60.00	147.40	4071 5.003	28.005	**9041080280050**
28.50 - 28.99	32.000		28.20	260.00	60.00	150.40	4071 5.003	28.500	**9041080285000**
28.50 - 28.99	31.750	1 1/4	28.20	260.00	60.00	150.40	4071 5.003	28.505	**9041080285050**
29.00 - 29.49	32.000		28.70	264.00	60.00	153.50	4071 5.003	29.000	**9041080290000**
29.00 - 29.49	31.750	1 1/4	28.70	264.00	60.00	153.50	4071 5.003	29.005	**9041080290050**
29.50 - 29.99	32.000		29.20	267.00	60.00	155.10	4071 5.003	29.500	**9041080295000**
29.50 - 29.99	31.750	1 1/4	29.20	267.00	60.00	155.10	4071 5.003	29.505	**9041080295050**
30.00 - 30.49	32.000		29.70	271.00	60.00	157.60	4071 6.000	30.000	**9041080300000**
30.00 - 30.49	31.750	1 1/4	29.70	271.00	60.00	157.60	4071 6.000	30.005	**9041080300050**
30.50 - 30.99	32.000		30.20	274.00	60.00	160.20	4071 6.000	30.500	**9041080305000**
30.50 - 30.99	31.750	1 1/4	30.20	274.00	60.00	160.20	4071 6.000	30.505	**9041080305050**
31.00 - 31.49	32.000		30.70	277.00	60.00	162.80	4071 6.000	31.000	**9041080310000**
31.00 - 31.49	31.750	1 1/4	30.70	277.00	60.00	162.80	4071 6.000	31.005	**9041080310050**
31.50 - 31.99	32.000		31.20	280.00	60.00	165.40	4071 6.000	31.500	**9041080315000**
31.50 - 31.99	31.750	1 1/4	31.20	280.00	60.00	165.40	4071 6.000	31.505	**9041080315050**
32.00 - 32.99	32.000		31.70	287.00	60.00	170.60	4071 6.001	32.000	**9041080320000**
32.00 - 32.99	31.750	1 1/4	31.70	287.00	60.00	170.60	4071 6.001	32.005	**9041080320050**
33.00 - 33.99	32.000		32.70	294.00	60.00	175.80	4071 6.001	33.000	**9041080330000**
33.00 - 33.99	31.750	1 1/4	32.70	294.00	60.00	175.80	4071 6.001	33.005	**9041080330050**
34.00 - 34.99	32.000		33.70	300.00	60.00	181.00	4071 6.001	34.000	**9041080340000**
34.00 - 34.99	31.750	1 1/4	33.70	300.00	60.00	181.00	4071 6.001	34.005	**9041080340050**
35.00 - 35.99	32.000		34.70	307.00	60.00	186.20	4071 6.001	35.000	**9041080350000**
35.00 - 35.99	31.750	1 1/4	34.70	307.00	60.00	186.20	4071 6.001	35.005	**9041080350050**
36.00 - 36.99	32.000		35.70	314.00	60.00	191.30	4071 6.002	36.000	**9041080360000**
36.00 - 36.99	31.750	1 1/4	35.70	314.00	60.00	191.30	4071 6.002	36.005	**9041080360050**
37.00 - 37.99	32.000		36.70	321.00	60.00	196.50	4071 6.002	37.000	**9041080370000**
37.00 - 37.99	31.750	1 1/4	36.70	321.00	60.00	196.50	4071 6.002	37.005	**9041080370050**
38.00 - 38.99	32.000		37.70	327.00	60.00	201.70	4071 6.002	38.000	**9041080380000**
38.00 - 38.99	31.750	1 1/4	37.70	327.00	60.00	201.70	4071 6.002	38.005	**9041080380050**
39.00 - 40.00	32.000		38.70	334.00	60.00	206.90	4071 6.002	39.000	**9041080390000**
39.00 - 40.00	31.750	1 1/4	38.70	334.00	60.00	206.90	4071 6.002	39.005	**9041080390050**

HT 800 WP drill bodies

Series no. **4109**

HT 800 WP (Type) | 7xD (Cutting depth) | Internal coolant | HE (Shank form)

Tool material

Surface Ni

P	Steel
M	Stainless steel
K	Cast iron
N	Aluminum
S	Titanium alloys
H	Hardened steel

●=Optimal
○=Limited

nickel- plated • especially high wear resistance • optimized flute design • optimized coolant duct exit • clamping screws art. no. 4071 included • screwdriver art. no. 1612 included

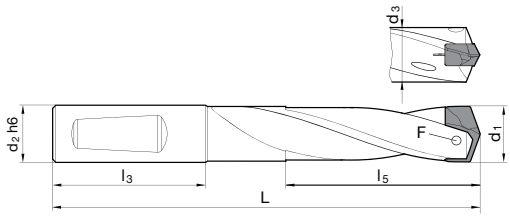

d1 mm	d2 h6 mm	d2 h6 frac.	d3 mm	L mm	l3 mm	l5 mm	F	Code no.	EDP #
11.00 - 11.49	12.000		10.70	147.00	45.00	82.60	4071 2.200	11.000	**9041090110000**
11.00 - 11.49	12.700	1/2	10.70	147.00	45.00	82.60	4071 2.200	11.005	**9041090110050**
11.50 - 11.99	12.000		11.20	151.00	45.00	86.10	4071 2.200	11.500	**9041090115000**
11.50 - 11.99	12.700	1/2	11.20	151.00	45.00	86.10	4071 2.200	11.505	**9041090115050**
12.00 - 12.49	12.000		11.70	156.00	45.00	89.70	4071 2.201	12.000	**9041090120000**
12.00 - 12.49	12.700	1/2	11.70	156.00	45.00	89.70	4071 2.201	12.005	**9041090120050**
12.50 - 12.99	14.000		12.20	160.00	45.00	93.30	4071 2.201	12.500	**9041090125000**
12.50 - 12.99	15.875	5/8	12.20	160.00	45.00	93.30	4071 2.201	12.505	**9041090125050**
13.00 - 13.49	14.000		12.70	164.00	45.00	96.90	4071 2.500	13.000	**9041090130000**
13.00 - 13.49	15.875	5/8	12.70	164.00	45.00	96.90	4071 2.500	13.005	**9041090130050**
13.50 - 13.99	14.000		13.20	169.00	45.00	100.60	4071 2.500	13.500	**9041090135000**
13.50 - 13.99	15.875	5/8	13.20	169.00	45.00	100.60	4071 2.500	13.505	**9041090135050**
14.00 - 14.49	14.000		13.70	173.00	45.00	104.20	4071 3.000	14.000	**9041090140000**
14.00 - 14.49	15.875	5/8	13.70	173.00	45.00	104.20	4071 3.000	14.005	**9041090140050**
14.50 - 14.99	16.000		14.20	180.00	48.00	107.80	4071 3.000	14.500	**9041090145000**
14.50 - 14.99	15.875	5/8	14.20	180.00	48.00	107.80	4071 3.000	14.505	**9041090145050**
15.00 - 15.49	16.000		14.70	185.00	48.00	111.30	4071 3.001	15.000	**9041090150000**
15.00 - 15.49	15.875	5/8	14.70	185.00	48.00	111.30	4071 3.001	15.005	**9041090150050**
15.50 - 15.99	16.000		15.20	189.00	48.00	114.90	4071 3.001	15.500	**9041090155000**
15.50 - 15.99	15.875	5/8	15.20	189.00	48.00	114.90	4071 3.001	15.505	**9041090155050**
16.00 - 16.49	16.000		15.70	193.00	48.00	118.90	4071 3.500	16.000	**9041090160000**
16.00 - 16.49	15.875	5/8	15.70	193.00	48.00	118.90	4071 3.500	16.005	**9041090160050**
16.50 - 16.99	18.000		16.20	198.00	48.00	122.10	4071 3.500	16.500	**9041090165000**
16.50 - 16.99	19.050	3/4	16.20	198.00	48.00	122.10	4071 3.500	16.505	**9041090165050**
17.00 - 17.49	18.000		16.70	202.00	48.00	125.80	4071 3.500	17.000	**9041090170000**
17.00 - 17.49	19.050	3/4	16.70	202.00	48.00	125.80	4071 3.500	17.005	**9041090170050**
17.50 - 17.99	18.000		17.20	206.00	48.00	129.40	4071 3.500	17.500	**9041090175000**
17.50 - 17.99	19.050	3/4	17.20	206.00	48.00	129.40	4071 3.500	17.505	**9041090175050**
18.00 - 18.49	18.000		17.70	211.00	48.00	132.90	4071 4.000	18.000	**9041090180000**
18.00 - 18.49	19.050	3/4	17.70	211.00	48.00	132.90	4071 4.000	18.005	**9041090180050**
18.50 - 18.99	20.000		18.20	217.00	50.00	136.50	4071 4.000	18.500	**9041090185000**
18.50 - 18.99	19.050	3/4	18.20	217.00	50.00	136.50	4071 4.000	18.505	**9041090185050**
19.00 - 19.49	20.000		18.70	221.00	50.00	140.10	4071 4.000	19.000	**9041090190000**
19.00 - 19.49	19.050	3/4	18.70	221.00	50.00	140.10	4071 4.000	19.005	**9041090190050**
19.50 - 19.99	20.000		19.20	226.00	50.00	143.70	4071 4.000	19.500	**9041090195000**
19.50 - 19.99	19.050	3/4	19.20	226.00	50.00	143.70	4071 4.000	19.505	**9041090195050**
20.00 - 20.49	20.000		19.70	230.00	50.00	147.30	4071 4.500	20.000	**9041090200000**
20.00 - 20.49	19.050	3/4	19.70	230.00	50.00	147.30	4071 4.500	20.005	**9041090200050**
20.50 - 20.99	25.000		20.20	243.00	56.00	151.00	4071 4.500	20.500	**9041090205000**
20.50 - 20.99	25.400	1	20.20	243.00	56.00	151.00	4071 4.500	20.505	**9041090205050**
21.00 - 21.49	25.000		20.70	247.00	56.00	154.60	4071 4.500	21.000	**9041090210000**
21.00 - 21.49	25.400	1	20.70	247.00	56.00	154.60	4071 4.500	21.005	**9041090210050**
21.50 - 21.99	25.000		21.20	251.00	56.00	158.10	4071 4.500	21.500	**9041090215000**

HT 800 WP drill bodies

Series no. **4109**

d1 mm	d2 h6 mm	d2 h6 frac.	d3 mm	L mm	l3 mm	l5 mm	F	Code no.	EDP #
21.50 - 21.99	25.400	1	21.20	251.00	56.00	158.10	4071 4.500	21.505	**9041090215050**
22.00 - 22.49	25.000		21.70	255.00	56.00	161.70	4071 5.000	22.000	**9041090220000**
22.00 - 22.49	25.400	1	21.70	255.00	56.00	161.70	4071 5.000	22.005	**9041090220050**
22.50 - 22.99	25.000		22.20	260.00	56.00	165.30	4071 5.000	22.500	**9041090225000**
22.50 - 22.99	25.400	1	22.20	260.00	56.00	165.30	4071 5.000	22.505	**9041090225050**
23.00 - 23.49	25.000		22.70	264.00	56.00	168.90	4071 5.000	23.000	**9041090230000**
23.00 - 23.49	25.400	1	22.70	264.00	56.00	168.90	4071 5.000	23.005	**9041090230050**
23.50 - 23.99	25.000		23.20	269.00	56.00	172.50	4071 5.000	23.500	**9041090235000**
23.50 - 23.99	25.400	1	23.20	269.00	56.00	172.50	4071 5.000	23.505	**9041090235050**
24.00 - 24.49	25.000		23.70	273.00	56.00	176.10	4071 5.001	24.000	**9041090240000**
24.00 - 24.49	25.400	1	23.70	273.00	56.00	176.10	4071 5.001	24.005	**9041090240050**
24.50 - 24.99	25.000		24.20	277.00	56.00	179.70	4071 5.001	24.500	**9041090245000**
24.50 - 24.99	25.400	1	24.20	277.00	56.00	179.70	4071 5.001	24.505	**9041090245050**
25.00 - 25.49	25.000		24.70	282.00	56.00	183.30	4071 5.001	25.000	**9041090250000**
25.00 - 25.49	25.400	1	24.70	282.00	56.00	183.30	4071 5.001	25.005	**9041090250050**
25.50 - 25.99	32.000		25.20	291.00	60.00	186.90	4071 5.001	25.500	**9041090255000**
25.50 - 25.99	31.750	1 1/4	25.20	291.00	60.00	186.90	4071 5.001	25.505	**9041090255050**
26.00 - 26.49	32.000		25.70	297.00	60.00	190.00	4071 5.003	26.000	**9041090260000**
26.00 - 26.49	31.750	1 1/4	25.70	297.00	60.00	190.00	4071 5.003	26.005	**9041090260050**
26.50 - 26.99	32.000		26.20	301.00	60.00	194.00	4071 5.003	26.500	**9041090265000**
26.50 - 26.99	31.750	1 1/4	26.20	301.00	60.00	194.00	4071 5.003	26.505	**9041090265050**
27.00 - 27.49	32.000		26.70	306.00	60.00	197.20	4071 5.003	27.000	**9041090270000**
27.00 - 27.49	31.750	1 1/4	26.70	306.00	60.00	197.20	4071 5.003	27.005	**9041090270050**
27.50 - 27.99	32.000		27.20	310.00	60.00	200.80	4071 5.003	27.500	**9041090275000**
27.50 - 27.99	31.750	1 1/4	27.20	310.00	60.00	200.80	4071 5.003	27.505	**9041090275050**
28.00 - 28.49	32.000		27.70	314.00	60.00	204.40	4071 5.003	28.000	**9041090280000**
28.00 - 28.49	31.750	1 1/4	27.70	314.00	60.00	204.40	4071 5.003	28.005	**9041090280050**
28.50 - 28.99	32.000		28.20	318.00	60.00	208.40	4071 5.003	28.500	**9041090285000**
28.50 - 28.99	31.750	1 1/4	28.20	318.00	60.00	208.40	4071 5.003	28.505	**9041090285050**
29.00 - 29.49	32.000		28.70	323.00	60.00	212.50	4071 5.003	29.000	**9041090290000**
29.00 - 29.49	31.750	1 1/4	28.70	323.00	60.00	212.50	4071 5.003	29.005	**9041090290050**
29.50 - 29.99	32.000		29.20	327.00	60.00	215.10	4071 5.003	29.500	**9041090295000**
29.50 - 29.99	31.750	1 1/4	29.20	327.00	60.00	215.10	4071 5.003	29.505	**9041090295050**
30.00 - 30.49	32.000		29.70	332.00	60.00	218.60	4071 6.000	30.000	**9041090300000**
30.00 - 30.49	31.750	1 1/4	29.70	332.00	60.00	218.60	4071 6.000	30.005	**9041090300050**
30.50 - 30.99	32.000		30.20	336.00	60.00	222.20	4071 6.000	30.500	**9041090305000**
30.50 - 30.99	31.750	1 1/4	30.20	336.00	60.00	222.20	4071 6.000	30.505	**9041090305050**
31.00 - 31.49	32.000		30.70	340.00	60.00	225.80	4071 6.000	31.000	**9041090310000**
31.00 - 31.49	31.750	1 1/4	30.70	340.00	60.00	225.80	4071 6.000	31.005	**9041090310050**
31.50 - 31.99	32.000		31.20	344.00	60.00	229.40	4071 6.000	31.500	**9041090315000**
31.50 - 31.99	31.750	1 1/4	31.20	344.00	60.00	229.40	4071 6.000	31.505	**9041090315050**

HT 800 WP drill bodies

Series no. **4110**

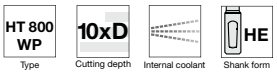

Tool material

Surface Ni

P	Steel
M	Stainless steel
K	Cast iron
N	Aluminum
S	Titanium alloys
H	Hardened steel

●=Optimal
○=Limited

nickel- plated • especially high wear resistance • optimized flute design • optimized coolant duct exit • clamping screws art. no. 4071 included • screwdriver art. no. 1612 included

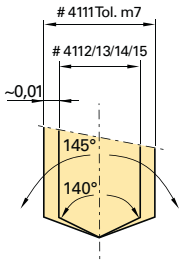

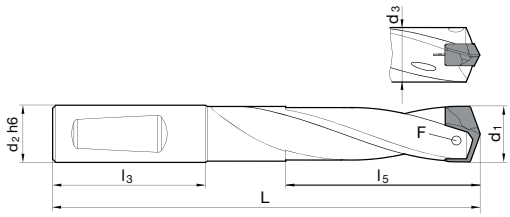

Drilling depths over 7xD will typically require piloting operation using shorter drill body series 4105 or 4106, and series 4111 insert.

d1 mm	d2 h6 mm	d2 h6 frac.	d3 mm	L mm	l3 mm	l5 mm	F	Code no.	EDP #
11.00 - 11.49	12.000		10.70	182.00	45.00	117.10	4071 2.200	11.000	**9041100110000**
11.00 - 11.49	12.700	1/2	10.70	182.00	45.00	117.10	4071 2.200	11.005	**9041100110050**
11.50 - 11.99	12.000		11.20	187.00	45.00	122.10	4071 2.200	11.500	**9041100115000**
11.50 - 11.99	12.700	1/2	11.20	187.00	45.00	122.10	4071 2.200	11.505	**9041100115050**
12.00 - 12.49	12.000		11.70	194.00	45.00	127.20	4071 2.201	12.000	**9041100120000**
12.00 - 12.49	12.700	1/2	11.70	194.00	45.00	127.20	4071 2.201	12.005	**9041100120050**
12.50 - 12.99	14.000		12.20	199.00	45.00	132.30	4071 2.201	12.500	**9041100125000**
12.50 - 12.99	15.875	5/8	12.20	199.00	45.00	132.30	4071 2.201	12.505	**9041100125050**
13.00 - 13.49	14.000		12.70	205.00	45.00	137.50	4071 2.500	13.000	**9041100130000**
13.00 - 13.49	15.875	5/8	12.70	205.00	45.00	137.50	4071 2.500	13.005	**9041100130050**
13.50 - 13.99	14.000		13.20	211.00	45.00	142.50	4071 2.500	13.500	**9041100135000**
13.50 - 13.99	15.875	5/8	13.20	211.00	45.00	142.50	4071 2.500	13.505	**9041100135050**
14.00 - 14.49	14.000		13.70	217.00	45.00	147.70	4071 3.000	14.000	**9041100140000**
14.00 - 14.49	15.875	5/8	13.70	217.00	45.00	147.70	4071 3.000	14.005	**9041100140050**
14.50 - 14.99	16.000		14.20	225.00	48.00	152.80	4071 3.000	14.500	**9041100145000**
14.50 - 14.99	15.875	5/8	14.20	225.00	48.00	152.80	4071 3.000	14.505	**9041100145050**
15.00 - 15.49	16.000		14.70	232.00	48.00	157.80	4071 3.001	15.000	**9041100150000**
15.00 - 15.49	15.875	5/8	14.70	232.00	48.00	157.80	4071 3.001	15.005	**9041100150050**
15.50 - 15.99	16.000		15.20	237.00	48.00	162.90	4071 3.001	15.500	**9041100155000**
15.50 - 15.99	15.875	5/8	15.20	237.00	48.00	162.90	4071 3.001	15.505	**9041100155050**
16.00 - 16.49	16.000		15.70	243.00	48.00	168.00	4071 3.500	16.000	**9041100160000**
16.00 - 16.49	15.875	5/8	15.70	243.00	48.00	168.00	4071 3.500	16.005	**9041100160050**
16.50 - 16.99	18.000		16.20	249.00	48.00	173.10	4071 3.500	16.500	**9041100165000**
16.50 - 16.99	19.050	3/4	16.20	249.00	48.00	173.10	4071 3.500	16.505	**9041100165050**
17.00 - 17.49	18.000		16.70	255.00	48.00	178.30	4071 3.500	17.000	**9041100170000**
17.00 - 17.49	19.050	3/4	16.70	255.00	48.00	178.30	4071 3.500	17.005	**9041100170050**
17.50 - 17.99	18.000		17.20	260.00	48.00	183.50	4071 3.500	17.500	**9041100175000**
17.50 - 17.99	19.050	3/4	17.20	260.00	48.00	183.50	4071 3.500	17.505	**9041100175050**
18.00 - 18.49	18.000		17.70	267.00	48.00	188.40	4071 4.000	18.000	**9041100180000**
18.00 - 18.49	19.050	3/4	17.70	267.00	48.00	188.40	4071 4.000	18.005	**9041100180050**
18.50 - 18.99	20.000		18.20	274.00	50.00	193.50	4071 4.000	18.500	**9041100185000**
18.50 - 18.99	19.050	3/4	18.20	274.00	50.00	193.50	4071 4.000	18.505	**9041100185050**
19.00 - 19.49	20.000		18.70	280.00	50.00	198.70	4071 4.000	19.000	**9041100190000**
19.00 - 19.49	19.050	3/4	18.70	280.00	50.00	198.70	4071 4.000	19.005	**9041100190050**
19.50 - 19.99	20.000		19.20	286.00	50.00	203.70	4071 4.000	19.500	**9041100195000**
19.50 - 19.99	19.050	3/4	19.20	286.00	50.00	203.70	4071 4.000	19.505	**9041100195050**
20.00 - 20.49	20.000		19.70	292.00	50.00	208.90	4071 4.500	20.000	**9041100200000**
20.00 - 20.49	19.050	3/4	19.70	292.00	50.00	208.90	4071 4.500	20.005	**9041100200050**
20.50 - 20.99	25.000		20.20	306.00	56.00	214.00	4071 4.500	20.500	**9041100205000**
20.50 - 20.99	25.400	1	20.20	306.00	56.00	214.00	4071 4.500	20.505	**9041100205050**
21.00 - 21.49	25.000		20.70	312.00	56.00	219.10	4071 4.500	21.000	**9041100210000**
21.00 - 21.49	25.400	1	20.70	312.00	56.00	219.10	4071 4.500	21.005	**9041100210050**
21.50 - 21.99	25.000		21.20	317.00	56.00	224.20	4071 4.500	21.500	**9041100215000**

HT 800 WP drill bodies

Series no. **4110**

d1 mm	d2 h6 mm	d2 h6 frac.	d3 mm	L mm	l3 mm	l5 mm	F	Code no.	EDP #
21.50 - 21.99	25.400	1	21.20	317.00	56.00	224.20	4071 4.500	21.505	**9041100215050**
22.00 - 22.49	25.000		21.70	323.00	56.00	229.30	4071 5.000	22.000	**9041100220000**
22.00 - 22.49	25.400	1	21.70	323.00	56.00	229.30	4071 5.000	22.005	**9041100220050**
22.50 - 22.99	25.000		22.20	329.00	56.00	234.40	4071 5.000	22.500	**9041100225000**
22.50 - 22.99	25.400	1	22.20	329.00	56.00	234.40	4071 5.000	22.505	**9041100225050**
23.00 - 23.49	25.000		22.70	335.00	56.00	239.50	4071 5.000	23.000	**9041100230000**
23.00 - 23.49	25.400	1	22.70	335.00	56.00	239.50	4071 5.000	23.005	**9041100230050**
23.50 - 23.99	25.000		23.20	341.00	56.00	244.60	4071 5.000	23.500	**9041100235000**
23.50 - 23.99	25.400	1	23.20	341.00	56.00	244.60	4071 5.000	23.505	**9041100235050**
24.00 - 24.49	25.000		23.70	347.00	56.00	249.70	4071 5.001	24.000	**9041100240000**
24.00 - 24.49	25.400	1	23.70	347.00	56.00	249.70	4071 5.001	24.005	**9041100240050**
24.50 - 24.99	25.000		24.20	352.00	56.00	254.80	4071 5.001	24.500	**9041100245000**
24.50 - 24.99	25.400	1	24.20	352.00	56.00	254.80	4071 5.001	24.505	**9041100245050**
25.00 - 25.49	25.000		24.70	359.00	56.00	259.90	4071 5.001	25.000	**9041100250000**
25.00 - 25.49	25.400	1	24.70	359.00	56.00	259.90	4071 5.001	25.005	**9041100250050**
25.50 - 25.99	32.000		25.20	369.00	60.00	265.00	4071 5.001	25.500	**9041100255000**
25.50 - 25.99	31.750	1 1/4	25.20	369.00	60.00	265.00	4071 5.001	25.505	**9041100255050**
26.00 - 26.49	32.000		25.70	377.00	60.00	270.00	4071 5.003	26.000	**9041100260000**
26.00 - 26.49	31.750	1 1/4	25.70	377.00	60.00	270.00	4071 5.003	26.005	**9041100260050**
26.50 - 26.99	32.000		26.20	382.00	60.00	275.00	4071 5.003	26.500	**9041100265000**
26.50 - 26.99	31.750	1 1/4	26.20	382.00	60.00	275.00	4071 5.003	26.505	**9041100265050**
27.00 - 27.49	32.000		26.70	388.00	60.00	280.10	4071 5.003	27.000	**9041100270000**
27.00 - 27.49	31.750	1 1/4	26.70	388.00	60.00	280.10	4071 5.003	27.005	**9041100270050**
27.50 - 27.99	32.000		27.20	394.00	60.00	285.20	4071 5.003	27.500	**9041100275000**
27.50 - 27.99	31.750	1 1/4	27.20	394.00	60.00	285.20	4071 5.003	27.505	**9041100275050**
28.00 - 28.49	32.000		27.70	400.00	60.00	290.30	4071 5.003	28.000	**9041100280000**
28.00 - 28.49	31.750	1 1/4	27.70	400.00	60.00	290.30	4071 5.003	28.005	**9041100280050**
28.50 - 28.99	32.000		28.20	405.00	60.00	295.40	4071 5.003	28.500	**9041100285000**
28.50 - 28.99	31.750	1 1/4	28.20	405.00	60.00	295.40	4071 5.003	28.505	**9041100285050**
29.00 - 29.49	32.000		28.70	412.00	60.00	300.50	4071 5.003	29.000	**9041100290000**
29.00 - 29.49	31.750	1 1/4	28.70	412.00	60.00	300.50	4071 5.003	29.005	**9041100290050**
29.50 - 29.99	32.000		29.20	418.00	60.00	305.60	4071 5.003	29.500	**9041100295000**
29.50 - 29.99	31.750	1 1/4	29.20	418.00	60.00	305.60	4071 5.003	29.505	**9041100295050**
30.00 - 30.49	32.000		29.70	424.00	60.00	310.60	4071 6.000	30.000	**9041100300000**
30.00 - 30.49	31.750	1 1/4	29.70	424.00	60.00	310.60	4071 6.000	30.005	**9041100300050**
30.50 - 30.99	32.000		30.20	429.00	60.00	315.70	4071 6.000	30.500	**9041100305000**
30.50 - 30.99	31.750	1 1/4	30.20	429.00	60.00	315.70	4071 6.000	30.505	**9041100305050**
31.00 - 31.49	32.000		30.70	435.00	60.00	320.80	4071 6.000	31.000	**9041100310000**
31.00 - 31.49	31.750	1 1/4	30.70	435.00	60.00	320.80	4071 6.000	31.005	**9041100310050**
31.50 - 31.99	32.000		31.20	441.00	60.00	325.90	4071 6.000	31.500	**9041100315000**
31.50 - 31.99	31.750	1 1/4	31.20	441.00	60.00	325.90	4071 6.000	31.505	**9041100315050**

HT 800 WP drill inserts

Series no. **4111**

HT 800 WP (Type) | 145° (Point angle) | m7 (Tolerance on Ø)

Tool material: **Solid Carbide**

Surface: a

P	Steel	○
M	Stainless steel	○
K	Cast iron	○
N	Aluminum	○
S	Titanium alloys	○
H	Hardened steel	○

●=Optimal
○=Limited

web thinning ≥ Ø 11.000 • facet point grinding • main cutting edge form straight (after correction) • clamping screws art. no. 4071 included

Piloting in all materials

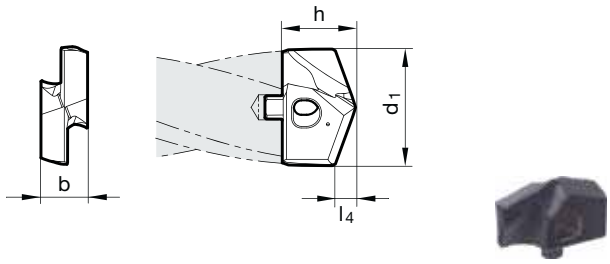

Speeds and feeds information on pg. 561

d1 mm	inch	l4 mm	b mm	h mm	Code no.	EDP #
11.000		1.800	4.500	7.200	11.000	**9041110110000**
11.200		1.800	4.500	7.200	11.200	**9041110112000**
11.500		1.900	4.500	7.200	11.500	**9041110115000**
11.510	29/64	1.900	4.500	7.200	11.510	**9041110115100**
11.700		1.900	4.500	7.200	11.700	**9041110117000**
11.800		1.900	4.500	7.200	11.800	**9041110118000**
11.910	15/32	1.900	4.500	7.200	11.910	**9041110119100**
12.000		1.900	5.000	7.400	12.000	**9041110120000**
12.100		2.000	5.000	7.400	12.100	**9041110121000**
12.200		2.000	5.000	7.400	12.200	**9041110122000**
12.300	31/64	2.000	5.000	7.400	12.300	**9041110123000**
12.500		2.000	5.000	7.400	12.500	**9041110125000**
12.600		2.000	5.000	7.400	12.600	**9041110126000**
12.700	1/2	2.100	5.000	7.400	12.700	**9041110127000**
12.800		2.100	5.000	7.400	12.800	**9041110128000**
12.900		2.100	5.000	7.400	12.900	**9041110129000**
13.000		2.100	5.500	8.200	13.000	**9041110130000**
13.100	33/64	2.100	5.500	8.200	13.100	**9041110131000**
13.490	17/32	2.200	5.500	8.200	13.490	**9041110134900**
13.500		2.200	5.500	8.200	13.500	**9041110135000**
13.600		2.200	5.500	8.200	13.600	**9041110136000**
13.700		2.200	5.500	8.200	13.700	**9041110137000**
13.800		2.200	5.500	8.200	13.800	**9041110138000**
13.890	35/64	2.200	5.500	8.200	13.890	**9041110138900**
14.000		2.300	6.000	9.400	14.000	**9041110140000**
14.100		2.300	6.000	9.400	14.100	**9041110141000**
14.290	9/16	2.300	6.000	9.400	14.290	**9041110142900**
14.400		2.300	6.000	9.400	14.400	**9041110144000**
14.500		2.300	6.000	9.400	14.500	**9041110145000**
14.600		2.400	6.000	9.400	14.600	**9041110146000**
14.680	37/64	2.400	6.000	9.400	14.680	**9041110146800**
14.700		2.400	6.000	9.400	14.700	**9041110147000**
14.800		2.400	6.000	9.400	14.800	**9041110148000**
15.000		2.400	6.000	9.400	15.000	**9041110150000**
15.080	19/32	2.400	6.000	9.400	15.080	**9041110150800**
15.100		2.400	6.000	9.400	15.100	**9041110151000**
15.200		2.400	6.000	9.400	15.200	**9041110152000**
15.300		2.500	6.000	9.400	15.300	**9041110153000**
15.480	39/64	2.500	6.000	9.400	15.480	**9041110154800**
15.500		2.500	6.000	9.400	15.500	**9041110155000**
15.600		2.500	6.000	9.400	15.600	**9041110156000**
15.700		2.500	6.000	9.400	15.700	**9041110157000**
15.800		2.500	6.000	9.400	15.800	**9041110158000**

HT 800 WP drill inserts

Series no. **4111**

d1 mm	inch	l4 mm	b mm	h mm	Code no.	EDP #
15.870	5/8	2.600	6.000	9.400	15.870	**9041110158700**
16.000		2.600	7.000	10.600	16.000	**9041110160000**
16.270	41/64	2.600	7.000	10.600	16.270	**9041110162700**
16.500		2.700	7.000	10.600	16.500	**9041110165000**
16.670	21/32	2.700	7.000	10.600	16.670	**9041110166700**
17.000		2.700	7.000	10.600	17.000	**9041110170000**
17.070	43/64	2.700	7.000	10.600	17.070	**9041110170700**
17.460	11/16	2.800	7.000	10.600	17.460	**9041110174600**
17.500		2.800	7.000	10.600	17.500	**9041110175000**
17.600		2.800	7.000	10.600	17.600	**9041110176000**
17.860	45/64	2.900	7.000	10.600	17.860	**9041110178600**
18.000		2.900	8.000	12.100	18.000	**9041110180000**
18.260	23/32	2.900	8.000	12.100	18.260	**9041110182600**
18.500		3.000	8.000	12.100	18.500	**9041110185000**
18.650	47/64	3.000	8.000	12.100	18.650	**9041110186500**
19.000		3.000	8.000	12.100	19.000	**9041110190000**
19.050	3/4	3.100	8.000	12.100	19.050	**9041110190500**
19.450	49/64	3.100	8.000	12.100	19.450	**9041110194500**
19.500		3.100	8.000	12.100	19.500	**9041110195000**
19.600		3.100	8.000	12.100	19.600	**9041110196000**
19.840	25/32	3.200	8.000	12.100	19.840	**9041110198400**
20.000		3.200	9.000	13.300	20.000	**9041110200000**
20.240	51/64	3.200	9.000	13.300	20.240	**9041110202400**
20.500		3.300	9.000	13.300	20.500	**9041110205000**
20.640	13/16	3.300	9.000	13.300	20.640	**9041110206400**
21.000		3.400	9.000	13.300	21.000	**9041110210000**
21.030	53/64	3.400	9.000	13.300	21.030	**9041110210300**
21.100		3.400	9.000	13.300	21.100	**9041110211000**
21.430	27/32	3.400	9.000	13.300	21.430	**9041110214300**
21.500		3.400	9.000	13.300	21.500	**9041110215000**
21.830	55/64	3.500	9.000	13.300	21.830	**9041110218300**
22.000		3.500	10.000	14.800	22.000	**9041110220000**
22.220	7/8	3.600	10.000	14.800	22.220	**9041110222200**
22.500		3.600	10.000	14.800	22.500	**9041110225000**
22.620	57/64	3.600	10.000	14.800	22.620	**9041110226200**
23.000		3.700	10.000	14.800	23.000	**9041110230000**
23.020	29/32	3.700	10.000	14.800	23.020	**9041110230200**
23.420	59/64	3.700	10.000	14.800	23.420	**9041110234200**
23.500		3.800	10.000	14.800	23.500	**9041110235000**
23.810	15/16	3.800	10.000	14.800	23.810	**9041110238100**
24.000		3.800	11.000	15.300	24.000	**9041110240000**
24.100		3.800	11.000	15.300	24.100	**9041110241000**
24.210	61/64	3.900	11.000	15.300	24.210	**9041110242100**
24.500		3.900	11.000	15.300	24.500	**9041110245000**
24.610	31/32	3.900	11.000	15.300	24.610	**9041110246100**
25.000	63/64	4.000	11.000	15.300	25.000	**9041110250000**
25.400	1	4.100	11.000	15.300	25.400	**9041110254000**
25.500		4.100	11.000	15.300	25.500	**9041110255000**
25.700		4.100	11.000	15.300	25.700	**9041110257000**
26.000		4.100	12.000	19.400	26.000	**9041110260000**
26.190	1 1/32	4.200	12.000	19.400	26.190	**9041110261900**
26.500		4.200	12.000	19.400	26.500	**9041110265000**
26.590	1 3/64	4.200	12.000	19.400	26.590	**9041110265900**
27.000		4.300	12.000	19.400	27.000	**9041110270000**
27.500		4.400	12.000	19.400	27.500	**9041110275000**
27.700		4.400	12.000	19.400	27.700	**9041110277000**
27.780	1 3/32	4.400	12.000	19.400	27.780	**9041110277800**
28.000		4.500	13.000	20.100	28.000	**9041110280000**
28.180	1 7/64	4.500	13.000	20.100	28.180	**9041110281800**
28.500		4.500	13.000	20.100	28.500	**9041110285000**
28.580		4.600	13.000	20.100	28.580	**9041110285800**
29.000		4.600	13.000	20.100	29.000	**9041110290000**
29.370	1 5/32	4.700	13.000	20.100	29.370	**9041110293700**
29.500		4.700	13.000	20.100	29.500	**9041110295000**
30.000		4.800	14.000	21.700	30.000	**9041110300000**
30.160	1 3/16	4.800	14.000	21.700	30.160	**9041110301600**

HT 800 WP drill inserts

Series no. **4111**

d1 mm	inch	l4 mm	b mm	h mm	Code no.	EDP #
30.500		4.900	14.000	21.700	30.500	**9041110305000**
30.960	1 7/32	4.900	14.000	21.700	30.960	**9041110309600**
31.000		4.900	14.000	21.700	31.000	**9041110310000**
31.500		5.000	14.000	21.700	31.500	**9041110315000**
31.750	1 1/4	5.100	14.000	21.700	31.750	**9041110317500**
32.000		5.100	15.000	22.400	32.000	**9041110320000**
32.500		5.200	15.000	22.400	32.500	**9041110325000**
32.540	1 9/32	5.200	15.000	22.400	32.540	**9041110325400**
33.000		5.300	15.000	22.400	33.000	**9041110330000**
33.340	1 5/16	5.300	15.000	22.400	33.340	**9041110333400**
33.500		5.300	15.000	22.400	33.500	**9041110335000**
34.000		5.400	15.000	22.400	34.000	**9041110340000**
34.130	1 11/32	5.400	15.000	22.400	34.130	**9041110341300**
34.500		5.500	15.000	22.400	34.500	**9041110345000**
34.930		5.600	15.000	22.400	34.930	**9041110349300**
35.000		5.600	15.000	22.400	35.000	**9041110350000**
35.500		5.600	15.000	22.400	35.500	**9041110355000**
35.720	1 13/32	5.700	15.000	22.400	35.720	**9041110357200**
36.000		5.700	16.000	23.200	36.000	**9041110360000**
36.500		5.800	16.000	23.200	36.500	**9041110365000**
36.510	1 7/16	5.800	16.000	23.200	36.510	**9041110365100**
37.000		5.900	16.000	23.200	37.000	**9041110370000**
37.310	1 15/32	5.900	16.000	23.200	37.310	**9041110373100**
37.500		6.000	16.000	23.200	37.500	**9041110375000**
38.000		6.000	16.000	23.200	38.000	**9041110380000**
38.100	1 1/2	6.100	16.000	23.200	38.100	**9041110381000**
38.500	1 33/64	6.100	16.000	23.200	38.500	**9041110385000**
39.000		6.200	16.000	23.200	39.000	**9041110390000**
39.500		6.300	16.000	23.200	39.500	**9041110395000**
40.000		6.400	16.000	23.200	40.000	**9041110400000**

HT 800 WP drill inserts

Series no. **4113**

HT 800 WP (Type) | 140° (Point angle) | m7 (Tolerance on Ø)

Tool material: **Solid Carbide**

Surface: Y

P	Steel	○
M	Stainless steel	
K	Cast iron	●
N	Aluminum	
S	Titanium alloys	
H	Hardened steel	

●=Optimal
○=Limited

web thinning ≥ Ø 11.000 • facet point grinding • main cutting edge form straight (after correction) • clamping screws art. no. 4071 included

vermicular cast iron GGV • grey cast iron, malleable and spheroidal iron

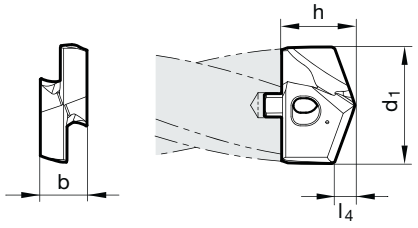

Speeds and feeds information on pg. 563

d1 mm	inch	l4 mm	b mm	h mm	Code no.	EDP #
11.000		2.700	4.500	7.500	11.000	**9041130110000**
11.200		2.700	4.500	7.500	11.200	**9041130112000**
11.500		2.800	4.500	7.500	11.500	**9041130115000**
11.510	29/64	2.800	4.500	7.500	11.510	**9041130115100**
11.700		2.800	4.500	7.500	11.700	**9041130117000**
11.800		2.800	4.500	7.500	11.800	**9041130118000**
11.910	15/32	2.800	4.500	7.500	11.910	**9041130119100**
12.000		2.900	5.000	7.700	12.000	**9041130120000**
12.100		2.900	5.000	7.700	12.100	**9041130121000**
12.200		2.900	5.000	7.700	12.200	**9041130122000**
12.300	31/64	2.900	5.000	7.700	12.300	**9041130123000**
12.500		3.100	5.000	7.700	12.500	**9041130125000**
12.600		3.100	5.000	7.700	12.600	**9041130126000**
12.700	1/2	3.100	5.000	7.700	12.700	**9041130127000**
12.800		3.100	5.000	7.700	12.800	**9041130128000**
12.900		3.100	5.000	7.700	12.900	**9041130129000**
13.000		3.200	5.500	8.500	13.000	**9041130130000**
13.100	33/64	3.200	5.500	8.500	13.100	**9041130131000**
13.300		3.200	5.500	8.500	13.300	**9041130133000**
13.490	17/32	3.200	5.500	8.500	13.490	**9041130134900**
13.500		3.300	5.500	8.500	13.500	**9041130135000**
13.600		3.300	5.500	8.500	13.600	**9041130136000**
13.700		3.300	5.500	8.500	13.700	**9041130137000**
13.800		3.300	5.500	8.500	13.800	**9041130138000**
13.890	35/64	3.300	5.500	8.500	13.890	**9041130138900**
14.000		3.400	6.000	9.600	14.000	**9041130140000**
14.100		3.400	6.000	9.600	14.100	**9041130141000**
14.290	9/16	3.400	6.000	9.600	14.290	**9041130142900**
14.400		3.400	6.000	9.600	14.400	**9041130144000**
14.500		3.600	6.000	9.600	14.500	**9041130145000**
14.600		3.600	6.000	9.600	14.600	**9041130146000**
14.680	37/64	3.600	6.000	9.600	14.680	**9041130146800**
14.700		3.600	6.000	9.600	14.700	**9041130147000**
14.800		3.600	6.000	9.600	14.800	**9041130148000**
15.000		3.700	6.000	9.800	15.000	**9041130150000**
15.080	19/32	3.700	6.000	9.800	15.080	**9041130150800**
15.100		3.700	6.000	9.800	15.100	**9041130151000**
15.200		3.700	6.000	9.800	15.200	**9041130152000**
15.300		3.700	6.000	9.800	15.300	**9041130153000**
15.480	39/64	3.700	6.000	9.800	15.480	**9041130154800**
15.500		3.800	6.000	9.800	15.500	**9041130155000**
15.600		3.800	6.000	9.800	15.600	**9041130156000**
15.700		3.800	6.000	9.800	15.700	**9041130157000**

HT 800 WP drill inserts

Series no. **4113**

d1 mm	inch	l4 mm	b mm	h mm	Code no.	EDP #
15.800		3.800	6.000	9.800	15.800	**9041130158000**
15.870	5/8	3.800	6.000	9.800	15.870	**9041130158700**
16.000		3.900	7.000	11.000	16.000	**9041130160000**
16.270	41/64	3.900	7.000	11.000	16.270	**9041130162700**
16.500		4.100	7.000	11.000	16.500	**9041130165000**
16.670	21/32	4.100	7.000	11.000	16.670	**9041130166700**
17.000		4.200	7.000	11.000	17.000	**9041130170000**
17.070	43/64	4.200	7.000	11.000	17.070	**9041130170700**
17.300		4.200	7.000	11.000	17.300	**9041130173000**
17.460	11/16	4.200	7.000	11.000	17.460	**9041130174600**
17.500		4.300	7.000	11.000	17.500	**9041130175000**
17.600		4.300	7.000	11.000	17.600	**9041130176000**
17.860	45/64	4.300	7.000	11.000	17.860	**9041130178600**
18.000		4.400	8.000	12.600	18.000	**9041130180000**
18.260	23/32	4.400	8.000	12.600	18.260	**9041130182600**
18.500		4.500	8.000	12.600	18.500	**9041130185000**
18.650	47/64	4.500	8.000	12.600	18.650	**9041130186500**
18.900		4.500	8.000	12.600	18.900	**9041130189000**
19.000		4.700	8.000	12.600	19.000	**9041130190000**
19.050	3/4	4.700	8.000	12.600	19.050	**9041130190500**
19.250		4.700	8.000	12.600	19.250	**9041130192500**
19.300		4.700	8.000	12.600	19.300	**9041130193000**
19.450	49/64	4.700	8.000	12.600	19.450	**9041130194500**
19.500		4.800	8.000	12.600	19.500	**9041130195000**
19.600		4.800	8.000	12.600	19.600	**9041130196000**
19.840	25/32	4.800	8.000	12.600	19.840	**9041130198400**
20.000		4.900	9.000	13.900	20.000	**9041130200000**
20.240	51/64	4.900	9.000	13.900	20.240	**9041130202400**
20.500		5.100	9.000	13.900	20.500	**9041130205000**
20.640	13/16	5.100	9.000	13.900	20.640	**9041130206400**
20.900		5.100	9.000	13.900	20.900	**9041130209000**
21.000		5.200	9.000	13.900	21.000	**9041130210000**
21.030	53/64	5.200	9.000	13.900	21.030	**9041130210300**
21.100		5.200	9.000	13.900	21.100	**9041130211000**
21.430	27/32	5.200	9.000	13.900	21.430	**9041130214300**
21.500		5.300	9.000	13.900	21.500	**9041130215000**
21.700		5.300	9.000	13.900	21.700	**9041130217000**
21.830	55/64	5.300	9.000	13.900	21.830	**9041130218300**
22.000		5.400	10.000	15.300	22.000	**9041130220000**
22.220	7/8	5.400	10.000	15.300	22.220	**9041130222200**
22.500		5.600	10.000	15.300	22.500	**9041130225000**
22.620	57/64	5.600	10.000	15.300	22.620	**9041130226200**
22.700		5.600	10.000	15.300	22.700	**9041130227000**
23.000		5.700	10.000	15.300	23.000	**9041130230000**
23.020	29/32	5.700	10.000	15.300	23.020	**9041130230200**
23.420	59/64	5.700	10.000	15.300	23.420	**9041130234200**
23.500		5.800	10.000	15.300	23.500	**9041130235000**
23.700		5.800	10.000	15.300	23.700	**9041130237000**
23.810	15/16	5.800	10.000	15.300	23.810	**9041130238100**
24.000		6.000	11.000	15.800	24.000	**9041130240000**
24.100		6.000	11.000	15.800	24.100	**9041130241000**
24.210	61/64	6.000	11.000	15.800	24.210	**9041130242100**
24.500		6.100	11.000	15.800	24.500	**9041130245000**
24.610	31/32	6.100	11.000	15.800	24.610	**9041130246100**
25.000	63/64	6.200	11.000	15.800	25.000	**9041130250000**
25.400	1	6.200	11.000	15.800	25.400	**9041130254000**
25.500		6.300	11.000	15.800	25.500	**9041130255000**
25.670		6.300	11.000	15.800	25.670	**9041130256700**
25.700		6.300	11.000	15.800	25.700	**9041130257000**
25.810		6.300	11.000	15.800	25.810	**9041130258100**
26.000		6.400	12.000	20.000	26.000	**9041130260000**
26.190	1 1/32	6.400	12.000	20.000	26.190	**9041130261900**
26.500		6.500	12.000	20.000	26.500	**9041130265000**
26.590	1 3/64	6.500	12.000	20.000	26.590	**9041130265900**
27.000		6.600	12.000	20.000	27.000	**9041130270000**
27.500		6.700	12.000	20.000	27.500	**9041130275000**

HT 800 WP drill inserts

Series no. **4113**

d1 mm	inch	l4 mm	b mm	h mm	Code no.	EDP #
27.700		6.700	12.000	20.000	27.700	**9041130277000**
27.780	1 3/32	6.700	12.000	20.000	27.780	**9041130277800**
28.000		6.800	13.000	20.700	28.000	**9041130280000**
28.180	1 7/64	6.800	13.000	20.700	28.180	**9041130281800**
28.500		6.900	13.000	20.700	28.500	**9041130285000**
28.580		6.900	13.000	20.700	28.580	**9041130285800**
29.000		7.100	13.000	20.700	29.000	**9041130290000**
29.370	1 5/32	7.100	13.000	20.700	29.370	**9041130293700**
29.500		7.200	13.000	20.700	29.500	**9041130295000**
29.770	1 11/64	7.200	13.000	20.700	29.770	**9041130297700**
30.000		7.300	14.000	22.300	30.000	**9041130300000**
30.160	1 3/16	7.300	14.000	22.300	30.160	**9041130301600**
30.500		7.400	14.000	22.300	30.500	**9041130305000**
30.960	1 7/32	7.400	14.000	22.300	30.960	**9041130309600**
31.000		7.500	14.000	22.300	31.000	**9041130310000**
31.500		7.600	14.000	22.300	31.500	**9041130315000**
31.750	1 1/4	7.600	14.000	22.300	31.750	**9041130317500**
32.000		7.700	15.000	23.100	32.000	**9041130320000**
32.500		7.800	15.000	23.100	32.500	**9041130325000**
32.540	1 9/32	7.800	15.000	23.100	32.540	**9041130325400**
32.940	1 19/64	7.800	15.000	23.100	32.940	**9041130329400**
33.000		7.900	15.000	23.100	33.000	**9041130330000**
33.340	1 5/16	7.900	15.000	23.100	33.340	**9041130333400**
33.500		8.100	15.000	23.100	33.500	**9041130335000**
34.000		8.200	15.000	23.100	34.000	**9041130340000**
34.130	1 11/32	8.200	15.000	23.100	34.130	**9041130341300**
34.500		8.400	15.000	23.100	34.500	**9041130345000**
34.930		8.400	15.000	23.100	34.930	**9041130349300**
35.000		8.500	15.000	23.100	35.000	**9041130350000**
35.500		8.600	15.000	23.100	35.500	**9041130355000**
35.720	1 13/32	8.600	15.000	23.100	35.720	**9041130357200**
36.000		8.700	16.000	23.900	36.000	**9041130360000**
36.500		8.800	16.000	23.900	36.500	**9041130365000**

HT 800 WP drill inserts

Series no. **4114**

HT 800 WP (Type) | 140° (Point angle) | h7 (Tolerance on Ø)

Tool material: **Solid Carbide**

Surface: ◯

P	Steel	
M	Stainless steel	
K	Cast iron	
N	Aluminum	●
S	Titanium alloys	
H	Hardened steel	

●=Optimal
○=Limited

web thinning ≥ Ø 11.000 • relieved cone • main cutting edge form concave • clamping screws art. no. 4071 included

aluminium and Al-alloys • non-ferrous metals

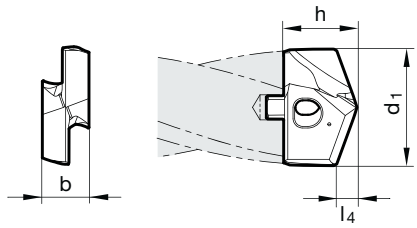

Speeds and feeds information on pg. 564

d1 mm	inch	l4 mm	b mm	h mm	Code no.	EDP #
11.000		2.100	4.500	7.500	11.000	**9041140110000**
11.200		2.100	4.500	7.500	11.200	**9041140112000**
11.500		2.100	4.500	7.500	11.500	**9041140115000**
11.510	29/64	2.100	4.500	7.500	11.510	**9041140115100**
11.700		2.200	4.500	7.500	11.700	**9041140117000**
11.800		2.200	4.500	7.500	11.800	**9041140118000**
11.910	15/32	2.200	4.500	7.500	11.910	**9041140119100**
12.000		2.200	5.000	7.700	12.000	**9041140120000**
12.100		2.300	5.000	7.700	12.100	**9041140121000**
12.200		2.300	5.000	7.700	12.200	**9041140122000**
12.300	31/64	2.300	5.000	7.700	12.300	**9041140123000**
12.500		2.300	5.000	7.700	12.500	**9041140125000**
12.600		2.300	5.000	7.700	12.600	**9041140126000**
12.700	1/2	2.400	5.000	7.700	12.700	**9041140127000**
12.800		2.400	5.000	7.700	12.800	**9041140128000**
12.900		2.400	5.000	7.700	12.900	**9041140129000**
13.000		2.400	5.500	8.500	13.000	**9041140130000**
13.100	33/64	2.400	5.500	8.500	13.100	**9041140131000**
13.490	17/32	2.500	5.500	8.500	13.490	**9041140134900**
13.500		2.500	5.500	8.500	13.500	**9041140135000**
13.600		2.500	5.500	8.500	13.600	**9041140136000**
13.700		2.500	5.500	8.500	13.700	**9041140137000**
13.800		2.600	5.500	8.500	13.800	**9041140138000**
13.890	35/64	2.600	5.500	8.500	13.890	**9041140138900**
14.000		2.600	6.000	9.600	14.000	**9041140140000**
14.100		2.600	6.000	9.600	14.100	**9041140141000**
14.290	9/16	2.700	6.000	9.600	14.290	**9041140142900**
14.400		2.700	6.000	9.600	14.400	**9041140144000**
14.500		2.700	6.000	9.600	14.500	**9041140145000**
14.600		2.700	6.000	9.600	14.600	**9041140146000**
14.680	37/64	2.700	6.000	9.600	14.680	**9041140146800**
14.700		2.700	6.000	9.600	14.700	**9041140147000**
14.800		2.700	6.000	9.600	14.800	**9041140148000**
15.000		2.800	6.000	9.800	15.000	**9041140150000**
15.080	19/32	2.800	6.000	9.800	15.080	**9041140150800**
15.100		2.800	6.000	9.800	15.100	**9041140151000**
15.200		2.800	6.000	9.800	15.200	**9041140152000**
15.300		2.800	6.000	9.800	15.300	**9041140153000**
15.480	39/64	2.900	6.000	9.800	15.480	**9041140154800**
15.500		2.900	6.000	9.800	15.500	**9041140155000**
15.600		2.900	6.000	9.800	15.600	**9041140156000**
15.700		2.900	6.000	9.800	15.700	**9041140157000**
15.800		2.900	6.000	9.800	15.800	**9041140158000**

HT 800 WP drill inserts

Series no. **4114**

d1 mm	inch	l4 mm	b mm	h mm	Code no.	EDP #
15.870	5/8	2.900	6.000	9.800	15.870	**9041140158700**
16.000		3.000	7.000	11.000	16.000	**9041140160000**
16.270	41/64	3.000	7.000	11.000	16.270	**9041140162700**
16.500		3.100	7.000	11.000	16.500	**9041140165000**
16.670	21/32	3.100	7.000	11.000	16.670	**9041140166700**
17.000		3.100	7.000	11.000	17.000	**9041140170000**
17.070	43/64	3.200	7.000	11.000	17.070	**9041140170700**
17.460	11/16	3.200	7.000	11.000	17.460	**9041140174600**
17.500		3.200	7.000	11.000	17.500	**9041140175000**
17.600		3.300	7.000	11.000	17.600	**9041140176000**
17.860	45/64	3.300	7.000	11.000	17.860	**9041140178600**
18.000		3.300	8.000	12.600	18.000	**9041140180000**
18.260	23/32	3.400	8.000	12.600	18.260	**9041140182600**
18.500		3.400	8.000	12.600	18.500	**9041140185000**
18.650	47/64	3.400	8.000	12.600	18.650	**9041140186500**
19.000		3.500	8.000	12.600	19.000	**9041140190000**
19.050	3/4	3.500	8.000	12.600	19.050	**9041140190500**
19.250		3.600	8.000	12.600	19.250	**9041140192500**
19.450	49/64	3.600	8.000	12.600	19.450	**9041140194500**
19.500		3.600	8.000	12.600	19.500	**9041140195000**
19.600		3.600	8.000	12.600	19.600	**9041140196000**
19.840	25/32	3.700	8.000	12.600	19.840	**9041140198400**
20.000		3.700	9.000	13.900	20.000	**9041140200000**
20.240	51/64	3.700	9.000	13.900	20.240	**9041140202400**
20.500		3.800	9.000	13.900	20.500	**9041140205000**
20.640	13/16	3.800	9.000	13.900	20.640	**9041140206400**
21.000		3.900	9.000	13.900	21.000	**9041140210000**
21.030	53/64	3.900	9.000	13.900	21.030	**9041140210300**
21.100		3.900	9.000	13.900	21.100	**9041140211000**
21.430	27/32	3.900	9.000	13.900	21.430	**9041140214300**
21.500		4.000	9.000	13.900	21.500	**9041140215000**
21.830	55/64	4.000	9.000	13.900	21.830	**9041140218300**
22.000		4.100	10.000	15.300	22.000	**9041140220000**
22.220	7/8	4.100	10.000	15.300	22.220	**9041140222200**
22.500		4.100	10.000	15.300	22.500	**9041140225000**
22.620	57/64	4.200	10.000	15.300	22.620	**9041140226200**
23.000		4.200	10.000	15.300	23.000	**9041140230000**
23.020	29/32	4.200	10.000	15.300	23.020	**9041140230200**
23.420	59/64	4.300	10.000	15.300	23.420	**9041140234200**
23.500		4.300	10.000	15.300	23.500	**9041140235000**
23.810	15/16	4.400	10.000	15.300	23.810	**9041140238100**
24.000		4.400	11.000	15.800	24.000	**9041140240000**
24.100		4.400	11.000	15.800	24.100	**9041140241000**
24.210	61/64	4.500	11.000	15.800	24.210	**9041140242100**
24.500		4.500	11.000	15.800	24.500	**9041140245000**
24.610	31/32	4.500	11.000	15.800	24.610	**9041140246100**
25.000	63/64	4.600	11.000	15.800	25.000	**9041140250000**
25.400	1	4.700	11.000	15.800	25.400	**9041140254000**
25.500		4.700	11.000	15.800	25.500	**9041140255000**
25.670		4.700	11.000	15.800	25.670	**9041140256700**
25.700		4.700	11.000	15.800	25.700	**9041140257000**
25.810		4.700	11.000	15.800	25.810	**9041140258100**
26.000		4.800	12.000	20.000	26.000	**9041140260000**
26.190	1 1/32	4.800	12.000	20.000	26.190	**9041140261900**
26.500		4.900	12.000	20.000	26.500	**9041140265000**
26.590	1 3/64	4.900	12.000	20.000	26.590	**9041140265900**
27.000		5.000	12.000	20.000	27.000	**9041140270000**
27.500		5.100	12.000	20.000	27.500	**9041140275000**
27.700		5.100	12.000	20.000	27.700	**9041140277000**
27.780	1 3/32	5.100	12.000	20.000	27.780	**9041140277800**
28.000		5.100	13.000	20.700	28.000	**9041140280000**
28.180	1 7/64	5.200	13.000	20.700	28.180	**9041140281800**
28.500		5.200	13.000	20.700	28.500	**9041140285000**
28.580		5.300	13.000	20.700	28.580	**9041140285800**
29.000		5.300	13.000	20.700	29.000	**9041140290000**
29.370	1 5/32	5.400	13.000	20.700	29.370	**9041140293700**

HT 800 WP drill inserts

Series no. **4114**

d1 mm	inch	l4 mm	b mm	h mm	Code no.	EDP #
29.500		5.400	13.000	20.700	29.500	**9041140295000**
29.770	1 11/64	5.500	13.000	20.700	29.770	**9041140297700**
30.000		5.500	14.000	22.300	30.000	**9041140300000**
30.160	1 3/16	5.500	14.000	22.300	30.160	**9041140301600**
30.500		5.600	14.000	22.300	30.500	**9041140305000**
30.960	1 7/32	5.700	14.000	22.300	30.960	**9041140309600**
31.000		5.700	14.000	22.300	31.000	**9041140310000**
31.500		5.800	14.000	22.300	31.500	**9041140315000**
31.750	1 1/4	5.800	14.000	22.300	31.750	**9041140317500**
32.000		5.900	15.000	23.100	32.000	**9041140320000**
32.500		6.000	15.000	23.100	32.500	**9041140325000**
32.540	1 9/32	6.000	15.000	23.100	32.540	**9041140325400**
32.940	1 19/64	6.000	15.000	23.100	32.940	**9041140329400**
33.000		6.100	15.000	23.100	33.000	**9041140330000**
33.340	1 5/16	6.100	15.000	23.100	33.340	**9041140333400**
33.500		6.100	15.000	23.100	33.500	**9041140335000**
34.000		6.200	15.000	23.100	34.000	**9041140340000**
34.130	1 11/32	6.300	15.000	23.100	34.130	**9041140341300**
34.500		6.300	15.000	23.100	34.500	**9041140345000**
34.930		6.400	15.000	23.100	34.930	**9041140349300**
35.000		6.400	15.000	23.100	35.000	**9041140350000**
35.500		6.500	15.000	23.100	35.500	**9041140355000**
35.720	1 13/32	6.600	15.000	23.100	35.720	**9041140357200**
36.000		6.600	16.000	23.900	36.000	**9041140360000**
36.500		6.700	16.000	23.900	36.500	**9041140365000**
36.510	1 7/16	6.700	16.000	23.900	36.510	**9041140365100**
37.000		6.800	16.000	23.900	37.000	**9041140370000**
37.310	1 15/32	6.800	16.000	23.900	37.310	**9041140373100**
37.500		6.900	16.000	23.900	37.500	**9041140375000**
38.000		7.000	16.000	23.900	38.000	**9041140380000**
38.100	1 1/2	7.000	16.000	23.900	38.100	**9041140381000**
38.500	1 33/64	7.100	16.000	23.900	38.500	**9041140385000**
39.000		7.100	16.000	23.900	39.000	**9041140390000**
39.500		7.200	16.000	23.900	39.500	**9041140395000**
40.000		7.300	16.000	23.900	40.000	**9041140400000**

HT 800 WP drill inserts

Series no. **4112**

HT 800 WP (Type) | 140° (Point angle) | h7 (Tolerance on Ø)

Tool material: **Solid Carbide**

Surface: **F**

P	Steel	●
M	Stainless steel	○
K	Cast iron	○
N	Aluminum	
S	Titanium alloys	
H	Hardened steel	

●=Optimal
○=Limited

web thinning ≥ Ø 11.000 • facet point grinding • main cutting edge form straight (after correction) • clamping screws art. no. 4071 included

S structural and case hardened steels • free-cutting steels, heattreatable steels • alloyed steels up to 1200 N/mm²

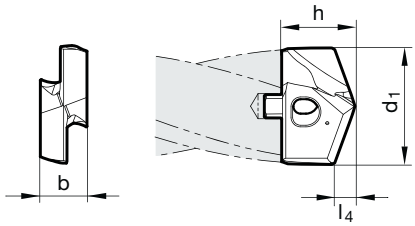

Speeds and feeds information on pg. 562

d1 mm	inch	l4 mm	b mm	h mm	Code no.	EDP #
11.000		2.100	4.500	7.500	11.000	**9041120110000**
11.200		2.100	4.500	7.500	11.200	**9041120112000**
11.500		2.100	4.500	7.500	11.500	**9041120115000**
11.510	29/64	2.100	4.500	7.500	11.510	**9041120115100**
11.700		2.200	4.500	7.500	11.700	**9041120117000**
11.800		2.200	4.500	7.500	11.800	**9041120118000**
11.910	15/32	2.200	4.500	7.500	11.910	**9041120119100**
12.000		2.200	5.000	7.700	12.000	**9041120120000**
12.100		2.300	5.000	7.700	12.100	**9041120121000**
12.200		2.300	5.000	7.700	12.200	**9041120122000**
12.300	31/64	2.300	5.000	7.700	12.300	**9041120123000**
12.500		2.300	5.000	7.700	12.500	**9041120125000**
12.600		2.300	5.000	7.700	12.600	**9041120126000**
12.700	1/2	2.400	5.000	7.700	12.700	**9041120127000**
12.800		2.400	5.000	7.700	12.800	**9041120128000**
12.900		2.400	5.000	7.700	12.900	**9041120129000**
13.000		2.400	5.500	8.500	13.000	**9041120130000**
13.100	33/64	2.400	5.500	8.500	13.100	**9041120131000**
13.300		2.500	5.500	8.500	13.300	**9041120133000**
13.490	17/32	2.500	5.500	8.500	13.490	**9041120134900**
13.500		2.500	5.500	8.500	13.500	**9041120135000**
13.600		2.500	5.500	8.500	13.600	**9041120136000**
13.700		2.500	5.500	8.500	13.700	**9041120137000**
13.800		2.600	5.500	8.500	13.800	**9041120138000**
13.890	35/64	2.600	5.500	8.500	13.890	**9041120138900**
14.000		2.600	6.000	9.600	14.000	**9041120140000**
14.100		2.600	6.000	9.600	14.100	**9041120141000**
14.290	9/16	2.700	6.000	9.600	14.290	**9041120142900**
14.400		2.700	6.000	9.600	14.400	**9041120144000**
14.500		2.700	6.000	9.600	14.500	**9041120145000**
14.600		2.700	6.000	9.600	14.600	**9041120146000**
14.680	37/64	2.700	6.000	9.600	14.680	**9041120146800**
14.700		2.700	6.000	9.600	14.700	**9041120147000**
14.800		2.700	6.000	9.600	14.800	**9041120148000**
15.000		2.800	6.000	9.800	15.000	**9041120150000**
15.080	19/32	2.800	6.000	9.800	15.080	**9041120150800**
15.100		2.800	6.000	9.800	15.100	**9041120151000**
15.200		2.800	6.000	9.800	15.200	**9041120152000**
15.300		2.800	6.000	9.800	15.300	**9041120153000**
15.480	39/64	2.900	6.000	9.800	15.480	**9041120154800**
15.500		2.900	6.000	9.800	15.500	**9041120155000**
15.600		2.900	6.000	9.800	15.600	**9041120156000**
15.700		2.900	6.000	9.800	15.700	**9041120157000**

d1 mm	inch	l4 mm	b mm	h mm	Code no.	EDP #
15.800		2.900	6.000	9.800	15.800	9041120158000
15.870	5/8	2.900	6.000	9.800	15.870	9041120158700
16.000		3.000	7.000	11.000	16.000	9041120160000
16.270	41/64	3.000	7.000	11.000	16.270	9041120162700
16.500		3.100	7.000	11.000	16.500	9041120165000
16.670	21/32	3.100	7.000	11.000	16.670	9041120166700
17.000		3.100	7.000	11.000	17.000	9041120170000
17.070	43/64	3.200	7.000	11.000	17.070	9041120170700
17.300		3.200	7.000	11.000	17.300	9041120173000
17.460	11/16	3.200	7.000	11.000	17.460	9041120174600
17.500		3.200	7.000	11.000	17.500	9041120175000
17.600		3.300	7.000	11.000	17.600	9041120176000
17.860	45/64	3.300	7.000	11.000	17.860	9041120178600
18.000		3.300	8.000	12.600	18.000	9041120180000
18.260	23/32	3.400	8.000	12.600	18.260	9041120182600
18.500		3.400	8.000	12.600	18.500	9041120185000
18.650	47/64	3.400	8.000	12.600	18.650	9041120186500
18.900		3.500	8.000	12.600	18.900	9041120189000
19.000		3.500	8.000	12.600	19.000	9041120190000
19.050	3/4	3.500	8.000	12.600	19.050	9041120190500
19.250		3.600	8.000	12.600	19.250	9041120192500
19.300		3.600	8.000	12.600	19.300	9041120193000
19.450	49/64	3.600	8.000	12.600	19.450	9041120194500
19.500		3.600	8.000	12.600	19.500	9041120195000
19.600		3.600	8.000	12.600	19.600	9041120196000
19.840	25/32	3.700	8.000	12.600	19.840	9041120198400
20.000		3.700	9.000	13.900	20.000	9041120200000
20.240	51/64	3.700	9.000	13.900	20.240	9041120202400
20.500		3.800	9.000	13.900	20.500	9041120205000
20.640	13/16	3.800	9.000	13.900	20.640	9041120206400
20.900		3.900	9.000	13.900	20.900	9041120209000
21.000		3.900	9.000	13.900	21.000	9041120210000
21.030	53/64	3.900	9.000	13.900	21.030	9041120210300
21.100		3.900	9.000	13.900	21.100	9041120211000
21.430	27/32	3.900	9.000	13.900	21.430	9041120214300
21.500		4.000	9.000	13.900	21.500	9041120215000
21.700		4.000	9.000	13.900	21.700	9041120217000
21.830	55/64	4.000	9.000	13.900	21.830	9041120218300
22.000		4.100	10.000	15.300	22.000	9041120220000
22.220	7/8	4.100	10.000	15.300	22.220	9041120222200
22.500		4.100	10.000	15.300	22.500	9041120225000
22.620	57/64	4.200	10.000	15.300	22.620	9041120226200
22.700		4.200	10.000	15.300	22.700	9041120227000
23.000		4.200	10.000	15.300	23.000	9041120230000
23.020	29/32	4.200	10.000	15.300	23.020	9041120230200
23.420	59/64	4.300	10.000	15.300	23.420	9041120234200
23.500		4.300	10.000	15.300	23.500	9041120235000
23.700		4.400	10.000	15.300	23.700	9041120237000
23.810	15/16	4.400	10.000	15.300	23.810	9041120238100
24.000		4.400	11.000	15.800	24.000	9041120240000
24.100		4.400	11.000	15.800	24.100	9041120241000
24.210	61/64	4.500	11.000	15.800	24.210	9041120242100
24.500		4.500	11.000	15.800	24.500	9041120245000
24.610	31/32	4.500	11.000	15.800	24.610	9041120246100
25.000	63/64	4.600	11.000	15.800	25.000	9041120250000
25.400	1	4.700	11.000	15.800	25.400	9041120254000
25.500		4.700	11.000	15.800	25.500	9041120255000
25.670		4.700	11.000	15.800	25.670	9041120256700
25.700		4.700	11.000	15.800	25.700	9041120257000
25.810		4.700	11.000	15.800	25.810	9041120258100
26.000		4.800	12.000	20.000	26.000	9041120260000
26.190	1 1/32	4.800	12.000	20.000	26.190	9041120261900
26.500		4.900	12.000	20.000	26.500	9041120265000
26.590	1 3/64	4.900	12.000	20.000	26.590	9041120265900
27.000		5.000	12.000	20.000	27.000	9041120270000

d1 mm	inch	l4 mm	b mm	h mm	Code no.	EDP #
27.500		5.100	12.000	20.000	27.500	**9041120275000**
27.700		5.100	12.000	20.000	27.700	**9041120277000**
27.780	1 3/32	5.100	12.000	20.000	27.780	**9041120277800**
28.000		5.100	13.000	20.700	28.000	**9041120280000**
28.180	1 7/64	5.200	13.000	20.700	28.180	**9041120281800**
28.500		5.200	13.000	20.700	28.500	**9041120285000**
28.580		5.300	13.000	20.700	28.580	**9041120285800**
29.000		5.300	13.000	20.700	29.000	**9041120290000**
29.370	1 5/32	5.400	13.000	20.700	29.370	**9041120293700**
29.500		5.400	13.000	20.700	29.500	**9041120295000**
29.600		5.400	13.000	20.700	29.600	**9041120296000**
29.770	1 11/64	5.500	13.000	20.700	29.770	**9041120297700**
30.000		5.500	14.000	22.300	30.000	**9041120300000**
30.160	1 3/16	5.500	14.000	22.300	30.160	**9041120301600**
30.500		5.600	14.000	22.300	30.500	**9041120305000**
30.960	1 7/32	5.700	14.000	22.300	30.960	**9041120309600**
31.000		5.700	14.000	22.300	31.000	**9041120310000**
31.500		5.800	14.000	22.300	31.500	**9041120315000**
31.750	1 1/4	5.800	14.000	22.300	31.750	**9041120317500**
32.000		5.900	15.000	23.100	32.000	**9041120320000**
32.500		6.000	15.000	23.100	32.500	**9041120325000**
32.540	1 9/32	6.000	15.000	23.100	32.540	**9041120325400**
32.940	1 19/64	6.000	15.000	23.100	32.940	**9041120329400**
33.000		6.100	15.000	23.100	33.000	**9041120330000**
33.340	1 5/16	6.100	15.000	23.100	33.340	**9041120333400**
33.500		6.100	15.000	23.100	33.500	**9041120335000**
34.000		6.200	15.000	23.100	34.000	**9041120340000**
34.130	1 11/32	6.300	15.000	23.100	34.130	**9041120341300**
34.500		6.300	15.000	23.100	34.500	**9041120345000**
34.930		6.400	15.000	23.100	34.930	**9041120349300**
35.000		6.400	15.000	23.100	35.000	**9041120350000**
35.500		6.500	15.000	23.100	35.500	**9041120355000**
35.720	1 13/32	6.600	15.000	23.100	35.720	**9041120357200**
36.000		6.600	16.000	23.900	36.000	**9041120360000**
36.500		6.700	16.000	23.900	36.500	**9041120365000**
36.510	1 7/16	6.700	16.000	23.900	36.510	**9041120365100**
37.000		6.800	16.000	23.900	37.000	**9041120370000**
37.310	1 15/32	6.800	16.000	23.900	37.310	**9041120373100**
37.500		6.900	16.000	23.900	37.500	**9041120375000**
38.000		7.000	16.000	23.900	38.000	**9041120380000**
38.100	1 1/2	7.000	16.000	23.900	38.100	**9041120381000**
38.500	1 33/64	7.100	16.000	23.900	38.500	**9041120385000**
39.000		7.100	16.000	23.900	39.000	**9041120390000**
39.500		7.200	16.000	23.900	39.500	**9041120395000**
40.000		7.300	16.000	23.900	40.000	**9041120400000**

HT 800 WP drill inserts

Series no. **4115**

HT 800 WP (Type) | 140° (Point angle) | h7 (Tolerance on Ø)

Tool material: **Solid Carbide**

Surface: a

P	Steel	○
M	Stainless steel	●
K	Cast iron	
N	Aluminum	
S	Titanium alloys	○
H	Hardened steel	○

●=Optimal
○=Limited

web thinning ≥ Ø 11.000 • relieved cone • main cutting edge
form straight (after correction) • clamping screws art. no. 4071 included

stainless steels

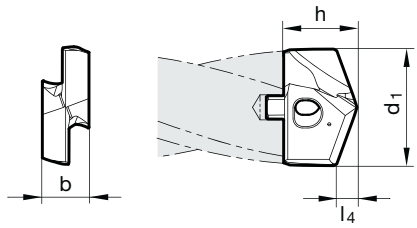

Speeds and feeds information on pg. 565

d1 mm	inch	l4 mm	b mm	h mm	Code no.	EDP #
11.000		2.100	4.500	7.500	11.000	**9041150110000**
11.200		2.100	4.500	7.500	11.200	**9041150112000**
11.500		2.100	4.500	7.500	11.500	**9041150115000**
11.510	29/64	2.100	4.500	7.500	11.510	**9041150115100**
11.700		2.200	4.500	7.500	11.700	**9041150117000**
11.800		2.200	4.500	7.500	11.800	**9041150118000**
11.910	15/32	2.200	4.500	7.500	11.910	**9041150119100**
12.000		2.200	5.000	7.700	12.000	**9041150120000**
12.100		2.300	5.000	7.700	12.100	**9041150121000**
12.200		2.300	5.000	7.700	12.200	**9041150122000**
12.300	31/64	2.300	5.000	7.700	12.300	**9041150123000**
12.500		2.300	5.000	7.700	12.500	**9041150125000**
12.600		2.300	5.000	7.700	12.600	**9041150126000**
12.700	1/2	2.400	5.000	7.700	12.700	**9041150127000**
12.800		2.400	5.000	7.700	12.800	**9041150128000**
12.900		2.400	5.000	7.700	12.900	**9041150129000**
13.000		2.400	5.500	8.500	13.000	**9041150130000**
13.100	33/64	2.400	5.500	8.500	13.100	**9041150131000**
13.490	17/32	2.500	5.500	8.500	13.490	**9041150134900**
13.500		2.500	5.500	8.500	13.500	**9041150135000**
13.600		2.500	5.500	8.500	13.600	**9041150136000**
13.700		2.500	5.500	8.500	13.700	**9041150137000**
13.800		2.600	5.500	8.500	13.800	**9041150138000**
13.890	35/64	2.600	5.500	8.500	13.890	**9041150138900**
14.000		2.600	6.000	9.600	14.000	**9041150140000**
14.100		2.600	6.000	9.600	14.100	**9041150141000**
14.290	9/16	2.700	6.000	9.600	14.290	**9041150142900**
14.400		2.700	6.000	9.600	14.400	**9041150144000**
14.500		2.700	6.000	9.600	14.500	**9041150145000**
14.600		2.700	6.000	9.600	14.600	**9041150146000**
14.700		2.700	6.000	9.600	14.700	**9041150147000**
14.800		2.700	6.000	9.600	14.800	**9041150148000**
15.000		2.800	6.000	9.800	15.000	**9041150150000**
15.080	19/32	2.800	6.000	9.800	15.080	**9041150150800**
15.100		2.800	6.000	9.800	15.100	**9041150151000**
15.200		2.800	6.000	9.800	15.200	**9041150152000**
15.300		2.800	6.000	9.800	15.300	**9041150153000**
15.500		2.900	6.000	9.800	15.500	**9041150155000**
15.600		2.900	6.000	9.800	15.600	**9041150156000**
15.700		2.900	6.000	9.800	15.700	**9041150157000**
15.800		2.900	6.000	9.800	15.800	**9041150158000**
15.870	5/8	2.900	6.000	9.800	15.870	**9041150158700**
16.000		3.000	7.000	11.000	16.000	**9041150160000**

HT 800 WP drill inserts

Series no. **4115**

d1 mm	inch	l4 mm	b mm	h mm	Code no.	EDP #
16.270	41/64	3.000	7.000	11.000	16.270	**9041150162700**
16.500		3.100	7.000	11.000	16.500	**9041150165000**
16.670	21/32	3.100	7.000	11.000	16.670	**9041150166700**
17.000		3.100	7.000	11.000	17.000	**9041150170000**
17.070	43/64	3.200	7.000	11.000	17.070	**9041150170700**
17.460	11/16	3.200	7.000	11.000	17.460	**9041150174600**
17.500		3.200	7.000	11.000	17.500	**9041150175000**
17.600		3.300	7.000	11.000	17.600	**9041150176000**
17.860	45/64	3.300	7.000	11.000	17.860	**9041150178600**
18.000		3.300	8.000	12.600	18.000	**9041150180000**
18.260	23/32	3.400	8.000	12.600	18.260	**9041150182600**
18.500		3.400	8.000	12.600	18.500	**9041150185000**
18.650	47/64	3.400	8.000	12.600	18.650	**9041150186500**
19.000		3.500	8.000	12.600	19.000	**9041150190000**
19.050	3/4	3.500	8.000	12.600	19.050	**9041150190500**
19.250		3.600	8.000	12.600	19.250	**9041150192500**
19.450	49/64	3.600	8.000	12.600	19.450	**9041150194500**
19.500		3.600	8.000	12.600	19.500	**9041150195000**
19.600		3.600	8.000	12.600	19.600	**9041150196000**
19.840	25/32	3.700	8.000	12.600	19.840	**9041150198400**
20.000		3.700	9.000	13.900	20.000	**9041150200000**
20.240	51/64	3.700	9.000	13.900	20.240	**9041150202400**
20.500		3.800	9.000	13.900	20.500	**9041150205000**
20.640	13/16	3.800	9.000	13.900	20.640	**9041150206400**
21.000		3.900	9.000	13.900	21.000	**9041150210000**
21.030	53/64	3.900	9.000	13.900	21.030	**9041150210300**
21.100		3.900	9.000	13.900	21.100	**9041150211000**
21.430	27/32	3.900	9.000	13.900	21.430	**9041150214300**
21.500		4.000	9.000	13.900	21.500	**9041150215000**
21.830	55/64	4.000	9.000	13.900	21.830	**9041150218300**
22.000		4.100	10.000	15.300	22.000	**9041150220000**
22.220	7/8	4.100	10.000	15.300	22.220	**9041150222200**
22.500		4.100	10.000	15.300	22.500	**9041150225000**
22.620	57/64	4.200	10.000	15.300	22.620	**9041150226200**
23.000		4.200	10.000	15.300	23.000	**9041150230000**
23.020	29/32	4.200	10.000	15.300	23.020	**9041150230200**
23.420	59/64	4.300	10.000	15.300	23.420	**9041150234200**
23.500		4.300	10.000	15.300	23.500	**9041150235000**
23.810	15/16	4.400	10.000	15.300	23.810	**9041150238100**
24.000		4.400	11.000	15.800	24.000	**9041150240000**
24.100		4.400	11.000	15.800	24.100	**9041150241000**
24.210	61/64	4.500	11.000	15.800	24.210	**9041150242100**
24.500		4.500	11.000	15.800	24.500	**9041150245000**
24.610	31/32	4.500	11.000	15.800	24.610	**9041150246100**
25.000	63/64	4.600	11.000	15.800	25.000	**9041150250000**
25.400	1	4.700	11.000	15.800	25.400	**9041150254000**
25.500		4.700	11.000	15.800	25.500	**9041150255000**
25.700		4.700	11.000	15.800	25.700	**9041150257000**
26.000		4.800	12.000	20.000	26.000	**9041150260000**
26.190	1 1/32	4.800	12.000	20.000	26.190	**9041150261900**
26.500		4.900	12.000	20.000	26.500	**9041150265000**
26.590	1 3/64	4.900	12.000	20.000	26.590	**9041150265900**
27.000		5.000	12.000	20.000	27.000	**9041150270000**
27.500		5.100	12.000	20.000	27.500	**9041150275000**
27.700		5.100	12.000	20.000	27.700	**9041150277000**
27.780	1 3/32	5.100	12.000	20.000	27.780	**9041150277800**
28.000		5.100	13.000	20.700	28.000	**9041150280000**
28.180	1 7/64	5.200	13.000	20.700	28.180	**9041150281800**
28.500		5.200	13.000	20.700	28.500	**9041150285000**
28.580		5.300	13.000	20.700	28.580	**9041150285800**
29.000		5.300	13.000	20.700	29.000	**9041150290000**
29.370	1 5/32	5.400	13.000	20.700	29.370	**9041150293700**
29.500		5.400	13.000	20.700	29.500	**9041150295000**
29.770	1 11/64	5.500	13.000	20.700	29.770	**9041150297700**
30.000		5.500	14.000	22.300	30.000	**9041150300000**
30.160	1 3/16	5.500	14.000	22.300	30.160	**9041150301600**

HT 800 WP drill inserts

Series no. **4115**

d1 mm	inch	l4 mm	b mm	h mm	Code no.	EDP #
30.500		5.600	14.000	22.300	30.500	**9041150305000**
30.960	1 7/32	5.700	14.000	22.300	30.960	**9041150309600**
31.000		5.700	14.000	22.300	31.000	**9041150310000**
31.500		5.800	14.000	22.300	31.500	**9041150315000**
31.750	1 1/4	5.800	14.000	22.300	31.750	**9041150317500**
32.000		5.900	15.000	23.100	32.000	**9041150320000**
32.500		6.000	15.000	23.100	32.500	**9041150325000**
32.540	1 9/32	6.000	15.000	23.100	32.540	**9041150325400**
33.000		6.100	15.000	23.100	33.000	**9041150330000**
33.340	1 5/16	6.100	15.000	23.100	33.340	**9041150333400**
33.500		6.100	15.000	23.100	33.500	**9041150335000**
34.000		6.200	15.000	23.100	34.000	**9041150340000**
34.130	1 11/32	6.300	15.000	23.100	34.130	**9041150341300**
34.500		6.300	15.000	23.100	34.500	**9041150345000**
34.930		6.400	15.000	23.100	34.930	**9041150349300**
35.000		6.400	15.000	23.100	35.000	**9041150350000**
35.500		6.500	15.000	23.100	35.500	**9041150355000**
35.720	1 13/32	6.600	15.000	23.100	35.720	**9041150357200**
36.000		6.600	16.000	23.900	36.000	**9041150360000**
36.500		6.700	16.000	23.900	36.500	**9041150365000**
36.510	1 7/16	6.700	16.000	23.900	36.510	**9041150365100**
37.000		6.800	16.000	23.900	37.000	**9041150370000**
37.310	1 15/32	6.800	16.000	23.900	37.310	**9041150373100**
37.500		6.900	16.000	23.900	37.500	**9041150375000**
38.000		7.000	16.000	23.900	38.000	**9041150380000**
38.100	1 1/2	7.000	16.000	23.900	38.100	**9041150381000**
38.500	1 33/64	7.100	16.000	23.900	38.500	**9041150385000**
39.000		7.100	16.000	23.900	39.000	**9041150390000**
39.500		7.200	16.000	23.900	39.500	**9041150395000**
40.000		7.300	16.000	23.900	40.000	**9041150400000**

HT 800 WP drill inserts

Series no. **4229**

HT 800 WP (Type) | 160° 125° (Point angle) | h7 (Tolerance on Ø)

Tool material: **Solid Carbide**

Surface: **F**

P	Steel	●
M	Stainless steel	
K	Cast iron	
N	Aluminum	
S	Titanium alloys	
H	Hardened steel	

●=Optimal
○=Limited

facet point grinding • main cutting edge form concave • special point geometry with 160° point angle and 125° center point • clamping screws art. no. 4071 included

application for the machining of structural steel components

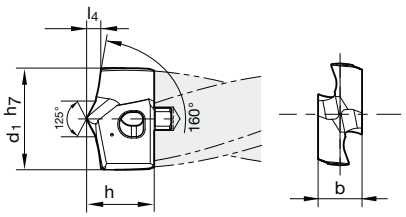

Speeds and feeds information on pg. 566

d1 mm	inch	l4 mm	b mm	h mm	Code no.	EDP #
12.000		1.70	5.00	7.50	12.000	**9042290120000**
12.700	1/2	1.80	5.00	7.50	12.700	**9042290127000**
14.000		2.00	6.00	9.60	14.000	**9042290140000**
14.290	9/16	2.10	6.00	9.50	14.290	**9042290142900**
15.870	5/8	2.30	6.00	9.60	15.870	**9042290158700**
16.000		2.30	7.00	10.80	16.000	**9042290160000**
17.460	11/16	2.50	7.00	10.80	17.460	**9042290174600**
18.000		2.60	8.00	12.30	18.000	**9042290180000**
19.050	3/4	2.80	8.00	12.30	19.050	**9042290190500**
20.000		2.90	9.00	13.60	20.000	**9042290200000**
20.640	13/16	3.00	9.00	13.60	20.640	**9042290206400**
21.000		3.00	9.00	13.60	21.000	**9042290210000**
22.000		3.20	10.00	14.90	22.000	**9042290220000**
22.220	7/8	3.20	10.00	14.90	22.220	**9042290222200**
23.810	15/16	3.40	10.00	15.00	23.810	**9042290238100**
24.000		3.50	11.00	15.50	24.000	**9042290240000**
25.000	63/64	3.60	11.00	15.50	25.000	**9042290250000**
25.400	1	3.70	11.00	15.50	25.400	**9042290254000**
26.000		3.80	12.00	18.50	26.000	**9042290260000**
27.000		3.90	12.00	18.60	27.000	**9042290270000**
28.000		4.10	13.00	19.20	28.000	**9042290280000**
28.580	1 1/8	4.10	13.00	19.80	28.580	**9042290285800**
29.000		4.20	13.00	19.60	29.000	**9042290290000**
30.000		4.40	14.00	19.90	30.000	**9042290300000**
30.160	1 3/16	4.40	14.00	19.90	30.160	**9042290301600**
31.750	1 1/4	4.60	14.00	20.60	31.750	**9042290317500**
32.000		4.60	15.00	21.30	32.000	**9042290320000**
33.000		4.80	15.00	21.90	33.000	**9042290330000**
33.340	1 5/16	4.80	15.00	21.70	33.340	**9042290333400**
34.000		4.90	15.00	22.00	34.000	**9042290340000**
34.930	1 3/8	5.10	15.00	22.20	34.930	**9042290349300**
36.000		5.20	16.00	22.50	36.000	**9042290360000**
36.510	1 7/16	5.30	16.00	22.50	36.510	**9042290365100**
38.000		5.50	16.00	22.70	38.000	**9042290380000**
38.100	1 1/2	5.50	16.00	23.00	38.100	**9042290381000**
40.000		5.80	16.00	23.30	40.000	**9042290400000**

HT 800 WP countersink inserts

Series no. **7635**

Tool material **Solid Carbide**

Surface ◯

R

P	Steel	
M	Stainless steel	
K	Cast iron	
N	Aluminum	●
S	Titanium alloys	
H	Hardened steel	

●=Optimal
○=Limited

clamping screws art. no. 6128 not included

aluminium and Al-alloys • non-ferrous metals

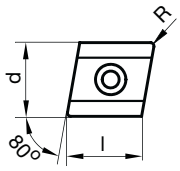

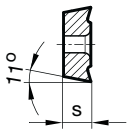

ISO	d inch	s mm	R mm	l mm	Code no.	EDP #
CPGT050202FR-AL	5.560	2.380	0.200	5.640	52.020	**9076350520200**
CPGT050204FR-AL	5.560	2.380	0.400	5.640	52.040	**9076350520400**
CPGT060202FR-AL	6.350	2.380	0.200	6.450	62.020	**9076350620200**
CPGT060204FR-AL	6.350	2.380	0.400	6.450	62.040	**9076350620400**
CPGT09T308FR-AL	9.525	3.970	0.800	9.670	93.080	**9076350930800**

HT 800 WP countersink inserts

Series no. **7645**

Tool material **Solid Carbide**

Surface **S**

R

P	Steel	●
M	Stainless steel	○
K	Cast iron	○
N	Aluminum	
S	Titanium alloys	○
H	Hardened steel	○

●=Optimal
○=Limited

clamping screws art. no. 6128 not included

alloyed/unalloyed steel and cast steel

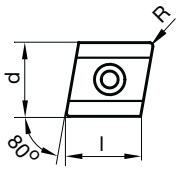

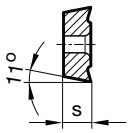

ISO	d inch	s mm	R mm	l mm	Code no.	EDP #
CPGT050202FR-P	5.560	2.380	0.200	5.640	52.020	**9076450520200**
CPGT050204FR-P	5.560	2.380	0.400	5.640	52.040	**9076450520400**
CPGT060202FR-P	6.350	2.380	0.200	6.450	62.020	**9076450620200**
CPGT060204FR-P	6.350	2.380	0.400	6.450	62.040	**9076450620400**
CPGT09T308FR-P	9.525	3.970	0.800	9.670	93.080	**9076450930800**

HT 800 WP countersink inserts

Series no. **7632**

Tool material **Solid Carbide**

Surface **A**

P	Steel	○
M	Stainless steel	
K	Cast iron	●
N	Aluminum	
S	Titanium alloys	
H	Hardened steel	

●=Optimal
○=Limited

clamping screws art. no. 6128 not included

grey cast iron, malleable and spheroidal iron

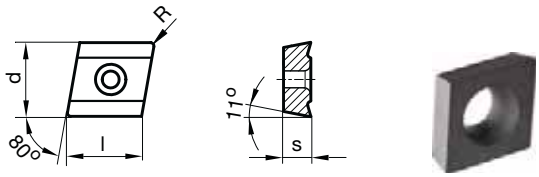

ISO	d inch	s mm	R mm	l mm	Code no.	EDP #
CPGW050202FN-K	5.560	2.380	0.200	5.640	52.020	**9076320520200**
CPGW050204FN-K	5.560	2.380	0.400	5.640	52.040	**9076320520400**
CPGW060202FN-K	6.350	2.380	0.200	6.450	62.020	**9076320620200**
CPGW060204FN-K	6.350	2.380	0.400	6.450	62.040	**9076320620400**
CPGW09T308FN-K	9.525	3.970	0.800	9.670	93.080	**9076320930800**

HT 800 WP - countersink insert clamping screw

Series no. **6128**

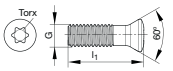

G	l1 inch	Torx	Code no.	EDP #
M 2 X5.5	5.500	T6	2.000	**9061280020000**
M 2.2 X5	5.000	T6	2.200	**9061280022000**
M 2 X5.3	5.300	T7	2.500	**9061280025000**
M2.5 x 6.5	6.500	T7	2.501	**9061280025010**
M 2.5 X5.7	5.700	T7	2.502	**9061280025020**
M 3.5 X10	10.000	T15	3.500	**9061280035000**
M3.5 x 12	12.000	T15	3.501	**9061280035010**
M3.5 x 8.5	8.500	T15	3.502	**9061280035020**
M 3.5 X8	8.000	T15	3.503	**9061280035030**
M4 x 13.5	13.500	T15	4.000	**9061280040000**
M4 x 8.4	8.400	T15	4.001	**9061280040010**
M4 x 10.8	10.800	T15	4.002	**9061280040020**
M 4 X0.5	11.000	T15	4.003	**9061280040030**
M 4 X9.5	9.500	T20	4.004	**9061280040040**
M 4 X0.5	9.000	T15	4.005	**9061280040050**
M 4 X9.5	9.500	T15	4.006	**9061280040060**
M4.5 x 11	11.000	T15	4.500	**9061280045000**
M4.5 x 7.5	7.500	T15	4.501	**9061280045010**
M4.5 x 11	11.000	T20	4.502	**9061280045020**
M5 x 17	17.000	T20	5.000	**9061280050000**
M5 x 11	11.000	T20	5.001	**9061280050010**

HT 800 WP - drill insert clamping screw

Series no. **4071**

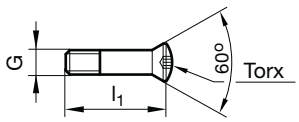

G	l1 inch	Torx	Code no.	EDP #
M 1.6	4.000	T5	1.600	**9040710016000**
M 1.6	4.400	T5	1.601	**9040710016010**
M 2.2	9.500	T7	2.200	**9040710022000**
M 2.2	10.500	T7	2.201	**9040710022010**
M 2.2	5.600	T7	2.202	**9040710022020**
M 2.2	4.600	T7	2.203	**9040710022030**
M 2.5	11.400	T8	2.500	**9040710025000**
M 2.5	6.400	T8	2.501	**9040710025010**
M 2.5	5.200	T8	2.502	**9040710025020**
M 3	13.100	T9	3.001	**9040710030010**
M 3	6.400	T9	3.002	**9040710030020**
M 3	8.000	T9	3.003	**9040710030030**
M 3.5	14.250	T10	3.500	**9040710035000**
M 4	16.000	T15	4.000	**9040710040000**
M 4	7.700	T15	4.001	**9040710040010**
M 4	10.600	T15	4.002	**9040710040020**
M 4.5	18.000	T15	4.500	**9040710045000**
M 5	19.750	T20	5.000	**9040710050000**
M 5	21.750	T20	5.001	**9040710050010**
M 5	14.200	T20	5.002	**9040710050020**
M 5	23.400	T20	5.003	**9040710050030**
M 6	27.000	T25	6.000	**9040710060000**
M 6	28.500	T25	6.001	**9040710060010**
M 6	32.500	T25	6.002	**9040710060020**

RT 800 WP Drill bodies

Series no. **5242**

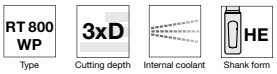

Tool material

Surface Ni

P	Steel
M	Stainless steel
K	Cast iron
N	Aluminum
S	Titanium alloys
H	Hardened steel

●=Optimal
○=Limited

web thinning ≥ Ø 17.000 • short design • secure clamping of interchangeable insert in the holder • clamping screws art. no. 1071 included • screwdriver art. no. 1612 included

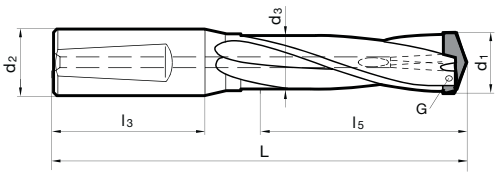

d1 mm	d2 h6 mm	d3 mm	L mm	l3 mm	l5 mm	G	Code no.	EDP #
16.00-17.00	20.000	15.700	130.000	50.000	54.000	1071 3.006	17.000	**9052420170000**
16.00-17.00	19.050	15.700	130.000	50.000	54.000	1071 3.006	17.005	**9052420170050**
17.01-17.99	20.000	16.700	130.000	50.000	54.000	1071 3.006	17.990	**9052420179900**
17.01-17.99	19.050	16.700	130.000	50.000	54.000	1071 3.006	17.995	**9052420179950**
18.00-19.00	20.000	17.700	138.000	50.000	60.000	1071 3.000	19.000	**9052420190000**
18.00-19.00	19.050	17.700	138.000	50.000	60.000	1071 3.000	19.005	**9052420190050**
19.01-20.00	20.000	18.700	138.000	50.000	60.000	1071 3.000	20.000	**9052420200000**
19.01-20.00	19.050	18.700	138.000	50.000	60.000	1071 3.000	20.005	**9052420200050**
20.01-21.00	25.000	19.700	153.000	56.000	66.000	1071 3.000	21.000	**9052420210000**
20.01-21.00	25.400	19.700	153.000	56.000	66.000	1071 3.000	21.005	**9052420210050**
21.01-22.50	25.000	20.700	153.000	56.000	66.000	1071 3.000	22.500	**9052420225000**
21.01-22.50	25.400	21.200	153.000	56.000	66.000	1071 3.000	22.505	**9052420225050**
22.51-24.00	25.000	22.200	161.000	56.000	72.000	1071 3.500	24.000	**9052420240000**
22.51-24.00	25.400	22.700	161.000	56.000	72.000	1071 3.500	24.005	**9052420240050**
24.01-25.50	25.000	23.700	170.000	56.000	78.000	1071 3.500	25.500	**9052420255000**
24.01-25.50	25.400	24.200	170.000	56.000	78.000	1071 3.500	25.505	**9052420255050**
25.51-27.50	32.000	25.200	182.000	60.000	84.000	1071 4.000	27.500	**9052420275000**
25.51-27.50	31.750	26.200	182.000	60.000	84.000	1071 4.000	27.505	**9052420275050**
27.51-29.50	32.000	27.200	190.000	60.000	90.000	1071 4.000	29.500	**9052420295000**
27.51-29.50	31.750	28.200	190.000	60.000	90.000	1071 4.000	29.505	**9052420295050**
29.51-32.00	32.000	29.200	198.000	60.000	96.000	1071 4.500	32.000	**9052420320000**
29.51-32.00	31.750	30.700	198.000	60.000	96.000	1071 4.500	32.005	**9052420320050**
32.01-34.50	32.000	31.700	206.000	60.000	102.000	1071 4.500	34.500	**9052420345000**
32.01-34.50	31.750	33.200	206.000	60.000	102.000	1071 4.500	34.505	**9052420345050**
34.51-37.50	32.000	34.000	218.000	60.000	114.000	1071 5.000	37.500	**9052420375000**
34.51-37.50	31.750	36.200	218.000	60.000	114.000	1071 5.000	37.505	**9052420375050**
37.51-40.50	32.000	37.000	231.000	60.000	120.000	1071 5.000	40.500	**9052420405000**
37.51-40.50	31.750	39.200	231.000	60.000	120.000	1071 5.000	40.505	**9052420405050**

RT 800 WP Drill bodies

Series no. **5243**

RT 800 WP (Type) | 5xD (Cutting depth) | Internal coolant | HE (Shank form)

Tool material

Surface Ni

P	Steel
M	Stainless steel
K	Cast iron
N	Aluminum
S	Titanium alloys
H	Hardened steel

●=Optimal
○=Limited

web thinning ≥ Ø 17.000 • short design • secure clamping of interchangeable insert in the holder • clamping screws art. no. 1071 included • screwdriver art. no. 1612 included

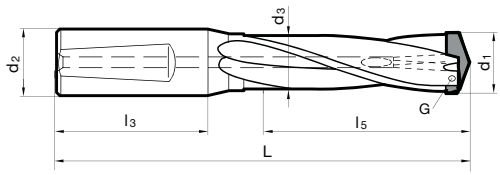

d1 mm	d2 h6 mm	d3 mm	L mm	l3 mm	l5 mm	G	Code no.	EDP #
16.00-17.00	20.000	15.700	166.000	50.000	90.000	1071 3.006	17.000	**9052430170000**
16.00-17.00	19.050	15.700	166.000	50.000	90.000	1071 3.006	17.005	**9052430170050**
17.01-17.99	20.000	16.700	166.000	50.000	90.000	1071 3.006	17.990	**9052430179900**
17.01-17.99	19.050	16.700	166.000	50.000	90.000	1071 3.006	17.995	**9052430179950**
18.00-19.00	20.000	17.700	178.000	50.000	100.000	1071 3.000	19.000	**9052430190000**
18.00-19.00	19.050	17.700	178.000	50.000	100.000	1071 3.000	19.005	**9052430190050**
19.01-20.00	20.000	18.700	178.000	50.000	100.000	1071 3.000	20.000	**9052430200000**
19.01-20.00	19.050	18.700	178.000	50.000	100.000	1071 3.000	20.005	**9052430200050**
20.01-21.00	25.000	19.700	197.000	56.000	110.000	1071 3.000	21.000	**9052430210000**
20.01-21.00	25.400	19.700	197.000	56.000	110.000	1071 3.000	21.005	**9052430210050**
21.01-22.50	25.000	20.700	197.000	56.000	110.000	1071 3.000	22.500	**9052430225000**
21.01-22.50	25.400	21.200	197.000	56.000	110.000	1071 3.000	22.505	**9052430225050**
22.51-24.00	25.000	22.200	209.000	56.000	120.000	1071 3.500	24.000	**9052430240000**
22.51-24.00	25.400	22.700	209.000	56.000	120.000	1071 3.500	24.005	**9052430240050**
24.01-25.50	25.000	23.700	222.000	56.000	130.000	1071 3.500	25.500	**9052430255000**
24.01-25.50	25.400	24.200	222.000	56.000	130.000	1071 3.500	25.505	**9052430255050**
25.51-27.50	32.000	25.200	238.000	60.000	140.000	1071 4.000	27.500	**9052430275000**
25.51-27.50	31.750	26.200	238.000	60.000	140.000	1071 4.000	27.505	**9052430275050**
27.51-29.50	32.000	27.200	250.000	60.000	150.000	1071 4.000	29.500	**9052430295000**
27.51-29.50	31.750	28.200	250.000	60.000	150.000	1071 4.000	29.505	**9052430295050**
29.51-32.00	32.000	29.200	262.000	60.000	160.000	1071 4.500	32.000	**9052430320000**
29.51-32.00	31.750	30.700	262.000	60.000	160.000	1071 4.500	32.005	**9052430320050**
32.01-34.50	32.000	31.700	274.000	60.000	170.000	1071 4.500	34.500	**9052430345000**
32.01-34.50	31.750	33.200	274.000	60.000	170.000	1071 4.500	34.505	**9052430345050**
34.51-37.50	32.000	34.000	292.000	60.000	190.000	1071 5.000	37.500	**9052430375000**
34.51-37.50	31.750	36.200	292.000	60.000	190.000	1071 5.000	37.505	**9052430375050**
37.51-40.50	32.000	37.000	311.000	60.000	200.000	1071 5.000	40.500	**9052430405000**
37.51-40.50	31.750	39.200	311.000	60.000	200.000	1071 5.000	40.505	**9052430405050**

RT 800 WP Drill bodies

Series no. **5248**

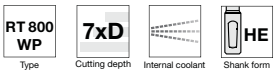

Tool material

Surface Ni

P	Steel
M	Stainless steel
K	Cast iron
N	Aluminum
S	Titanium alloys
H	Hardened steel

●=Optimal
○=Limited

web thinning ≥ Ø 17.000 • short design • secure clamping of interchangeable insert in the holder • clamping screws art. no. 1071 included • screwdriver art. no. 1612 included

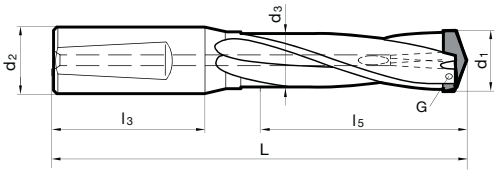

d1 mm	d2 h6 mm	d3 mm	L mm	l3 mm	l5 mm	G	Code no.	EDP #
16.00-17.00	20.000	15.700	202.000	50.000	126.000	1071 3.006	17.000	**9052480170000**
16.00-17.00	19.050	15.700	202.000	50.000	126.000	1071 3.006	17.005	**9052480170050**
17.01-17.99	20.000	16.700	202.000	50.000	126.000	1071 3.006	17.990	**9052480179900**
17.01-17.99	19.050	16.700	202.000	50.000	126.000	1071 3.006	17.995	**9052480179950**
18.00-19.00	20.000	17.700	218.000	50.000	140.000	1071 3.000	19.000	**9052480190000**
18.00-19.00	19.050	17.700	218.000	50.000	140.000	1071 3.000	19.005	**9052480190050**
19.01-20.00	20.000	18.700	218.000	50.000	140.000	1071 3.000	20.000	**9052480200000**
19.01-20.00	19.050	18.700	218.000	50.000	140.000	1071 3.000	20.005	**9052480200050**
20.01-21.00	25.000	19.700	241.000	56.000	154.000	1071 3.000	21.000	**9052480210000**
20.01-21.00	25.400	19.700	241.000	56.000	154.000	1071 3.000	21.005	**9052480210050**
21.01-22.50	25.000	20.700	241.000	56.000	154.000	1071 3.000	22.500	**9052480225000**
21.01-22.50	25.400	21.200	241.000	56.000	154.000	1071 3.000	22.505	**9052480225050**
22.51-24.00	25.000	22.200	257.000	56.000	168.000	1071 3.500	24.000	**9052480240000**
22.51-24.00	25.400	22.700	257.000	56.000	168.000	1071 3.500	24.005	**9052480240050**
24.01-25.50	25.000	23.700	274.000	56.000	182.000	1071 3.500	25.500	**9052480255000**
24.01-25.50	25.400	24.200	274.000	56.000	182.000	1071 3.500	25.505	**9052480255050**
25.51-27.50	32.000	25.200	294.000	60.000	196.000	1071 4.000	27.500	**9052480275000**
25.51-27.50	31.750	26.200	294.000	60.000	196.000	1071 4.000	27.505	**9052480275050**
27.51-29.50	32.000	27.200	310.000	60.000	210.000	1071 4.000	29.500	**9052480295000**
27.51-29.50	31.750	28.200	310.000	60.000	210.000	1071 4.000	29.505	**9052480295050**
29.51-32.00	32.000	29.200	326.000	60.000	224.000	1071 4.500	32.000	**9052480320000**
29.51-32.00	31.750	30.700	326.000	60.000	224.000	1071 4.500	32.005	**9052480320050**
32.01-34.50	32.000	31.700	342.000	60.000	238.000	1071 4.500	34.500	**9052480345000**
32.01-34.50	31.750	33.200	342.000	60.000	238.000	1071 4.500	34.505	**9052480345050**
34.51-37.50	32.000	34.000	366.000	60.000	266.000	1071 5.000	37.500	**9052480375000**
34.51-37.50	31.750	36.200	366.000	60.000	266.000	1071 5.000	37.505	**9052480375050**
37.51-40.50	32.000	37.000	391.000	60.000	280.000	1071 5.000	40.500	**9052480405000**
37.51-40.50	31.750	39.200	391.000	60.000	280.000	1071 5.000	40.505	**9052480405050**

RT 800 WP Drill inserts

Series no. **1047**

RT 800 WP (Type) | 140° (Point angle) | h7 (Tolerance on Ø)

Tool material: **Solid Carbide**

Surface: **S**

P	Steel	●
M	Stainless steel	○
K	Cast iron	●
N	Aluminum	○
S	Titanium alloys	
H	Hardened steel	

●=Optimal
○=Limited

web thinning ≥ Ø 16.000 • relieved cone • main cutting edge form concave • clamping screws art. no. 1071 included

steels up to 1000 N/mm²

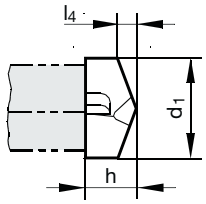

Speeds and feeds information on pg. 546

d1 mm	inch	l4 mm	b mm	h mm	Code no.	EDP #
16.000		3.000	4.500	8.000	16.000	**9010470160000**
16.270	41/64	3.000	4.500	8.000	16.270	**9010470162700**
16.500		3.100	4.500	8.000	16.500	**9010470165000**
16.670	21/32	3.100	4.500	8.000	16.670	**9010470166700**
17.000		3.100	4.500	8.000	17.000	**9010470170000**
17.070	43/64	3.200	4.500	8.000	17.070	**9010470170700**
17.460	11/16	3.200	4.500	8.000	17.460	**9010470174600**
17.500		3.200	4.500	8.000	17.500	**9010470175000**
17.860	45/64	3.300	4.500	8.000	17.860	**9010470178600**
18.000		3.300	5.000	8.000	18.000	**9010470180000**
18.260	23/32	3.400	5.000	8.000	18.260	**9010470182600**
18.500		3.400	5.000	8.000	18.500	**9010470185000**
18.650	47/64	3.400	5.000	8.000	18.650	**9010470186500**
19.000		3.500	5.000	8.000	19.000	**9010470190000**
19.050	3/4	3.500	5.000	8.000	19.050	**9010470190500**
19.250		3.600	5.000	8.000	19.250	**9010470192500**
19.450	49/64	3.600	5.000	8.000	19.450	**9010470194500**
19.500		3.600	5.000	8.000	19.500	**9010470195000**
19.840	25/32	3.700	5.000	8.000	19.840	**9010470198400**
20.000		3.700	5.000	8.000	20.000	**9010470200000**
20.240	51/64	3.700	5.500	8.800	20.240	**9010470202400**
20.500		3.800	5.500	8.800	20.500	**9010470205000**
20.640	13/16	3.800	5.500	8.800	20.640	**9010470206400**
21.000		3.900	5.500	8.800	21.000	**9010470210000**
21.030	53/64	3.900	5.500	8.800	21.030	**9010470210300**
21.430	27/32	3.900	5.500	8.800	21.430	**9010470214300**
21.500		4.000	5.500	8.800	21.500	**9010470215000**
21.830	55/64	4.000	5.500	8.800	21.830	**9010470218300**
22.000		4.100	5.500	8.800	22.000	**9010470220000**
22.220	7/8	4.100	5.500	8.800	22.220	**9010470222200**
22.500		4.100	5.500	8.800	22.500	**9010470225000**
22.620	57/64	4.200	6.300	10.000	22.620	**9010470226200**
23.000		4.200	6.300	10.000	23.000	**9010470230000**
23.020	29/32	4.200	6.300	10.000	23.020	**9010470230200**
23.420	59/64	4.300	6.300	10.000	23.420	**9010470234200**
23.500		4.300	6.300	10.000	23.500	**9010470235000**
23.810	15/16	4.400	6.300	10.000	23.810	**9010470238100**
24.000		4.400	6.300	10.000	24.000	**9010470240000**
24.210	61/64	4.500	6.300	10.000	24.210	**9010470242100**
24.500		4.500	6.300	10.000	24.500	**9010470245000**
24.610	31/32	4.500	6.300	10.000	24.610	**9010470246100**
25.000	63/64	4.600	6.300	10.000	25.000	**9010470250000**
25.400	1	4.700	6.300	10.000	25.400	**9010470254000**

RT 800 WP Drill inserts

Series no. **1047**

d1 mm	inch	l4 mm	b mm	h mm	Code no.	EDP #
25.500		4.700	6.300	10.000	25.500	**9010470255000**
26.000		4.800	7.300	11.600	26.000	**9010470260000**
26.500		4.900	7.300	11.600	26.500	**9010470265000**
27.000		5.000	7.300	11.600	27.000	**9010470270000**
27.500		5.100	7.300	11.600	27.500	**9010470275000**
28.000		5.100	7.300	11.600	28.000	**9010470280000**
28.500		5.200	7.300	11.600	28.500	**9010470285000**
29.000		5.300	7.300	11.600	29.000	**9010470290000**
29.500		5.400	7.300	11.600	29.500	**9010470295000**
30.000		5.500	8.500	13.600	30.000	**9010470300000**
30.500		5.600	8.500	13.600	30.500	**9010470305000**
31.000		5.700	8.500	13.600	31.000	**9010470310000**
31.500		5.800	8.500	13.600	31.500	**9010470315000**
32.000		5.900	8.500	13.600	32.000	**9010470320000**
32.500		6.000	8.500	13.600	32.500	**9010470325000**
33.000		6.100	8.500	13.600	33.000	**9010470330000**
33.500		6.100	8.500	13.600	33.500	**9010470335000**
34.000		6.200	8.500	13.600	34.000	**9010470340000**
34.500		6.300	8.500	13.600	34.500	**9010470345000**
35.000		6.400	10.000	16.000	35.000	**9010470350000**
36.000		6.600	10.000	16.000	36.000	**9010470360000**
37.000		6.800	10.000	16.000	37.000	**9010470370000**
37.500		6.900	10.000	16.000	37.500	**9010470375000**
38.000		7.000	10.000	16.000	38.000	**9010470380000**
39.000		7.100	10.000	16.000	39.000	**9010470390000**
40.000		7.300	10.000	16.000	40.000	**9010470400000**
40.500		7.400	10.000	16.000	40.500	**9010470405000**

RT 800 WP Drill inserts

Series no. **2485**

RT 800 WP (Type) | 140° (Point angle) | h7 (Tolerance on Ø)

Tool material: **Solid Carbide**

Surface: **F**

P	Steel	●
M	Stainless steel	○
K	Cast iron	●
N	Aluminum	○
S	Titanium alloys	
H	Hardened steel	

●=Optimal
○=Limited

web thinning ≥ Ø 16.000 • relieved cone • main cutting edge form concave • clamping screws art. no. 1071 included

steels up to 1000 N/mm²

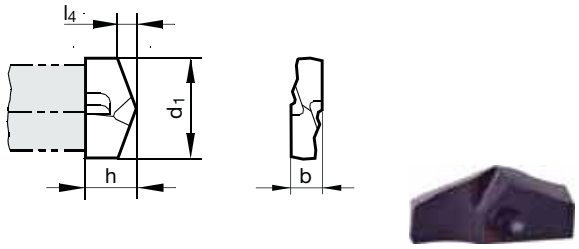

Speeds and feeds information on pg. 557

d1 mm	inch	l4 mm	b mm	h mm	Code no.	EDP #
16.000		3.000	4.500	8.000	16.000	**9024850160000**
16.270	41/64	3.000	4.500	8.000	16.270	**9024850162700**
16.500		3.100	4.500	8.000	16.500	**9024850165000**
16.670	21/32	3.100	4.500	8.000	16.670	**9024850166700**
17.000		3.100	4.500	8.000	17.000	**9024850170000**
17.070	43/64	3.200	4.500	8.000	17.070	**9024850170700**
17.460	11/16	3.200	4.500	8.000	17.460	**9024850174600**
17.500		3.200	4.500	8.000	17.500	**9024850175000**
17.860	45/64	3.300	4.500	8.000	17.860	**9024850178600**
18.000		3.300	5.000	8.000	18.000	**9024850180000**
18.260	23/32	3.400	5.000	8.000	18.260	**9024850182600**
18.500		3.400	5.000	8.000	18.500	**9024850185000**
18.650	47/64	3.400	5.000	8.000	18.650	**9024850186500**
19.000		3.500	5.000	8.000	19.000	**9024850190000**
19.050	3/4	3.500	5.000	8.000	19.050	**9024850190500**
19.250		3.600	5.000	8.000	19.250	**9024850192500**
19.450	49/64	3.600	5.000	8.000	19.450	**9024850194500**
19.500		3.600	5.000	8.000	19.500	**9024850195000**
19.840	25/32	3.700	5.000	8.000	19.840	**9024850198400**
20.000		3.700	5.000	8.000	20.000	**9024850200000**
20.240	51/64	3.700	5.500	8.800	20.240	**9024850202400**
20.500		3.800	5.500	8.800	20.500	**9024850205000**
20.640	13/16	3.800	5.500	8.800	20.640	**9024850206400**
21.000		3.900	5.500	8.800	21.000	**9024850210000**
21.030	53/64	3.900	5.500	8.800	21.030	**9024850210300**
21.430	27/32	3.900	5.500	8.800	21.430	**9024850214300**
21.500		4.000	5.500	8.800	21.500	**9024850215000**
21.830	55/64	4.000	5.500	8.800	21.830	**9024850218300**
22.000		4.100	5.500	8.800	22.000	**9024850220000**
22.220	7/8	4.100	5.500	8.800	22.220	**9024850222200**
22.500		4.100	5.500	8.800	22.500	**9024850225000**
22.620	57/64	4.200	6.300	10.000	22.620	**9024850226200**
23.000		4.200	6.300	10.000	23.000	**9024850230000**
23.020	29/32	4.200	6.300	10.000	23.020	**9024850230200**
23.420	59/64	4.300	6.300	10.000	23.420	**9024850234200**
23.500		4.300	6.300	10.000	23.500	**9024850235000**
23.810	15/16	4.400	6.300	10.000	23.810	**9024850238100**
24.000		4.400	6.300	10.000	24.000	**9024850240000**
24.210	61/64	4.500	6.300	10.000	24.210	**9024850242100**
24.500		4.500	6.300	10.000	24.500	**9024850245000**
24.610	31/32	4.500	6.300	10.000	24.610	**9024850246100**
25.000	63/64	4.600	6.300	10.000	25.000	**9024850250000**
25.400	1	4.700	6.300	10.000	25.400	**9024850254000**

RT 800 WP Drill inserts

Series no. **2485**

d1 mm	inch	l4 mm	b mm	h mm	Code no.	EDP #
25.500		4.700	6.300	10.000	25.500	**9024850255000**
26.000		4.800	7.300	11.600	26.000	**9024850260000**
26.500		4.900	7.300	11.600	26.500	**9024850265000**
27.000		5.000	7.300	11.600	27.000	**9024850270000**
27.500		5.100	7.300	11.600	27.500	**9024850275000**
28.000		5.100	7.300	11.600	28.000	**9024850280000**
28.500		5.200	7.300	11.600	28.500	**9024850285000**
29.000		5.300	7.300	11.600	29.000	**9024850290000**
29.500		5.400	7.300	11.600	29.500	**9024850295000**
30.000		5.500	8.500	13.600	30.000	**9024850300000**
30.500		5.600	8.500	13.600	30.500	**9024850305000**
31.000		5.700	8.500	13.600	31.000	**9024850310000**
31.500		5.800	8.500	13.600	31.500	**9024850315000**
32.000		5.900	8.500	13.600	32.000	**9024850320000**
32.500		6.000	8.500	13.600	32.500	**9024850325000**
33.000		6.100	8.500	13.600	33.000	**9024850330000**
33.500		6.100	8.500	13.600	33.500	**9024850335000**
34.000		6.200	8.500	13.600	34.000	**9024850340000**
34.500		6.300	8.500	13.600	34.500	**9024850345000**
35.000		6.400	10.000	16.000	35.000	**9024850350000**
36.000		6.600	10.000	16.000	36.000	**9024850360000**
37.000		6.800	10.000	16.000	37.000	**9024850370000**
37.500		6.900	10.000	16.000	37.500	**9024850375000**
38.000		7.000	10.000	16.000	38.000	**9024850380000**
39.000		7.100	10.000	16.000	39.000	**9024850390000**
40.000		7.300	10.000	16.000	40.000	**9024850400000**
40.500		7.400	10.000	16.000	40.500	**9024850405000**

RT 800 WP Drill inserts

Series no. **2747**

RT 800 WP (Type) | 140° (Point angle) | h7 (Tolerance on Ø)

Tool material: **Solid Carbide**

Surface: ◯

P	Steel	
M	Stainless steel	
K	Cast iron	○
N	Aluminum	●
S	Titanium alloys	
H	Hardened steel	

●=Optimal
○=Limited

web thinning ≥ Ø 16.000 • relieved cone • main cutting edge form concave • clamping screws art. no. 1071 included

cast and AlSi-alloys

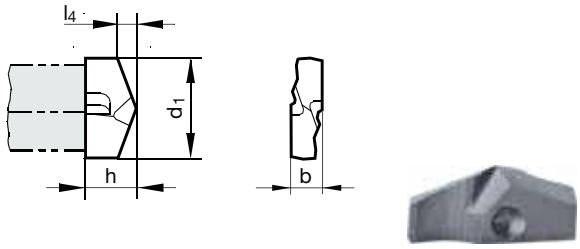

Speeds and feeds information on pg. 559

d1 mm	inch	l4 mm	b mm	h mm	Code no.	EDP #
16.000		3.000	4.500	8.000	16.000	**9027470160000**
16.500		3.100	4.500	8.000	16.500	**9027470165000**
17.000		3.100	4.500	8.000	17.000	**9027470170000**
17.070	43/64	3.200	4.500	8.000	17.070	**9027470170700**
17.500		3.200	4.500	8.000	17.500	**9027470175000**
18.000		3.300	5.000	8.000	18.000	**9027470180000**
18.260	23/32	3.400	5.000	8.000	18.260	**9027470182600**
18.650	47/64	3.400	5.000	8.000	18.650	**9027470186500**
19.000		3.500	5.000	8.000	19.000	**9027470190000**
19.050	3/4	3.500	5.000	8.000	19.050	**9027470190500**
19.250		3.600	5.000	8.000	19.250	**9027470192500**
19.450	49/64	3.600	5.000	8.000	19.450	**9027470194500**
19.500		3.600	5.000	8.000	19.500	**9027470195000**
19.840	25/32	3.700	5.000	8.000	19.840	**9027470198400**
20.000		3.700	5.000	8.000	20.000	**9027470200000**
20.500		3.800	5.500	8.800	20.500	**9027470205000**
20.640	13/16	3.800	5.500	8.800	20.640	**9027470206400**
21.000		3.900	5.500	8.800	21.000	**9027470210000**
21.030	53/64	3.900	5.500	8.800	21.030	**9027470210300**
21.430	27/32	3.900	5.500	8.800	21.430	**9027470214300**
21.830	55/64	4.000	5.500	8.800	21.830	**9027470218300**
22.000		4.100	5.500	8.800	22.000	**9027470220000**
23.000		4.200	6.300	10.000	23.000	**9027470230000**
23.420	59/64	4.300	6.300	10.000	23.420	**9027470234200**
23.500		4.300	6.300	10.000	23.500	**9027470235000**
24.000		4.400	6.300	10.000	24.000	**9027470240000**
24.210	61/64	4.500	6.300	10.000	24.210	**9027470242100**
24.500		4.500	6.300	10.000	24.500	**9027470245000**
25.000	63/64	4.600	6.300	10.000	25.000	**9027470250000**
25.500		4.700	6.300	10.000	25.500	**9027470255000**
26.000		4.800	7.300	11.600	26.000	**9027470260000**
26.500		4.900	7.300	11.600	26.500	**9027470265000**
27.000		5.000	7.300	11.600	27.000	**9027470270000**
27.500		5.100	7.300	11.600	27.500	**9027470275000**
28.000		5.100	7.300	11.600	28.000	**9027470280000**
29.500		5.400	7.300	11.600	29.500	**9027470295000**
30.000		5.500	8.500	13.600	30.000	**9027470300000**
30.500		5.600	8.500	13.600	30.500	**9027470305000**
31.000		5.700	8.500	13.600	31.000	**9027470310000**
31.500		5.800	8.500	13.600	31.500	**9027470315000**
32.000		5.900	8.500	13.600	32.000	**9027470320000**
32.500		6.000	8.500	13.600	32.500	**9027470325000**
33.000		6.100	8.500	13.600	33.000	**9027470330000**

RT 800 WP Drill inserts

Series no. **2747**

d1 mm	inch	l4 mm	b mm	h mm	Code no.	EDP #
33.500		6.100	8.500	13.600	33.500	**9027470335000**
34.000		6.200	8.500	13.600	34.000	**9027470340000**
34.500		6.300	8.500	13.600	34.500	**9027470345000**
35.000		6.400	10.000	16.000	35.000	**9027470350000**
36.000		6.600	10.000	16.000	36.000	**9027470360000**
37.000		6.800	10.000	16.000	37.000	**9027470370000**
39.000		7.100	10.000	16.000	39.000	**9027470390000**
40.000		7.300	10.000	16.000	40.000	**9027470400000**

G	l1 mm	Torx	Code no.	EDP #
M 3 X0.35	7.000	T6	3.000	**9010710030000**
M 3 X0.35	6.000	T6	3.006	**9010710030060**
M 3.5 X0.35	8.000	T7	3.500	**9010710035000**
M 4 X0.5	9.000	T8	4.000	**9010710040000**
M 4 X0.5	10.000	T8	4.500	**9010710045000**
M 5 X0.5	11.000	T10	5.000	**9010710050000**

Drive		Nm	Type	Code no.	EDP #
1/4”	hexagonal	0,4-1	A	1.001	**9049150010010**
1/4”	hexagonal	0,8-2	A	2.000	**9049150020000**
1/4”	hexagonal	1-5	A	5.001	**9049150050010**
1/4”	hexagonal	2-8	A	8.000	**9049150080000**
1/4”	hexagonal	12	D	12.000	**9049150120000**
1/4”	hexagonal	5-14	D	14.000	**9049150140000**
3/8”	square	5-50	B	50.000	**9049150500000**
1/2”	square	20-200	C	200.000	**9049152000000**

Product information

- with ratchet
- torque range 1…200 Nm; with automatic short distance release; can be heard, seen and felt when the set value is reached.
  Release accuracy ± 4% of the scale value.
- type “D” is pre-set to 10 Nm suitable for our HPC chucks Series no. 4300, 4301, 4243, 4244

type A type D type E type B type C

	Series no.	4915	4987	4988	4989
type	drive	L mm	torque Nm	EDP Number	EDP Number	EDP Number	EDP Number
A	1/4“	–	0.4-1	**9049150010010**			
A	1/4“	142	0.5-2	**9049150020000**			
A	1/4“	–	1.5-3	**9049150030000***			
A	1/4“	160	0.8-5	**9049150050010**			
A	1/4“	–	2.0-7	**9049150080000**			
D	1/4“	–	10		**9049870100000**		
E	1/4“	–	0.4-14			**9049880140000**	
B	3/8“	390	10-50				**9049890500000**
C	1/2“	514	40-200				**9049892000000**

*Includes 4mm hex wrench

Torx
GM3
<----

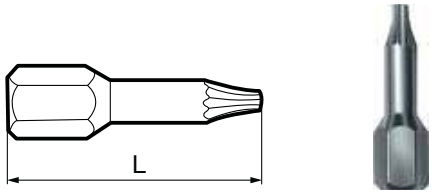

Drive		Torx	L mm	Code no.	EDP #
1/4	hexagonal	T5	25.000	5.000	**9049170050000**
1/4	hexagonal	T6	25.000	6.000	**9049170060000**
1/4	hexagonal	T7	25.000	7.000	**9049170070000**
1/4	hexagonal	T8	25.000	8.000	**9049170080000**
1/4	hexagonal	T9	25.000	9.000	**9049170090000**
1/4	hexagonal	T10	25.000	10.000	**9049170100000**
1/4	hexagonal	T15	25.000	15.000	**9049170150000**
1/4	hexagonal	T20	25.000	20.000	**9049170200000**
1/2	square	T25	25.000	25.000	**9049170250000**

wrench info from
00 catalog
--

Torx screwdriver

Series no. **1612**

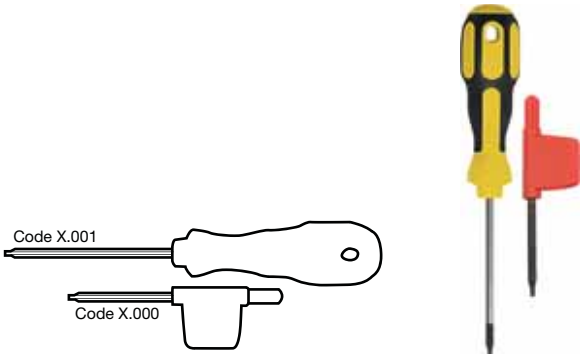

Torx	Code no.	EDP #
T5	5.001	**9016120050010**
T6	6.000	**9016120060000**
T6	6.001	**9016120060010**
T7	7.001	**9016120070010**
T8	8.000	**9016120080000**
T8	8.001	**9016120080010**
T9	9.001	**9016120090010**
T10	10.001	**9016120100010**
T15	15.000	**9016120150000**
T15	15.001	**9016120150010**
T20	20.001	**9016120200010**
T25	25.001	**9016120250010**
T30	30.001	**9016120300010**

THREAD MILL PROGRAM GENERATOR

Complimentary programming software
for thread milling cutters and drill thread milling cutters

CNC Gühro ThreadMill

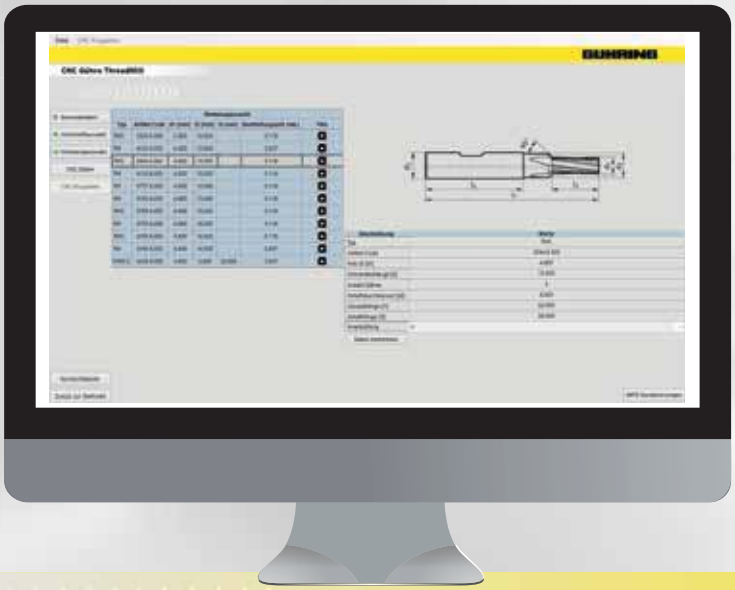

In an effort to make using Guhring thread mills even more user-friendly, we have developed the intuitive and complimentary “CNC Gühro Threadmill” software.

“CNC Gühro Thread Mill” is available for download from our homepage **www.guhring.com.**

Five steps to the optimal CNC program

1. Specify the thread data
UNC, UNF, Metric, Metric Fine, UN, etc.

2. Select the material you are threading
This will optimize the feeds and speeds

3. Select the thread mill needed
Every option Guhring offers for your application is listed, along with line drawings, part numbers, and videos of the tools in operation

4. Define your milling strategy
Climb or conventional, number of passes, and language; then select from one of our pre-loaded post processors (Sinumerik, Heidenhain, Fanuc, Philips, Mazatrol or Hurco)

5. Review your data
Email, print or transfer the newly created thread mill program

l3


t max
d1
l2
l1

INDEX

Innovative technologies	from page
RT 100 AL	433
Fiber composite plastics (FCP's)	434
Machining with added movement	437
MQL technology	441
Surface treatment and coatings for drilling tools	446
Application recommendations for Guhring coatings	449
General information on drilling	
Centering and pilot drilling	450
Spotting strategies	451
Coolant pressure and volumes	453
Drill hole qualities	454
Brief introduction to deep hole drilling	455
Application/Troubleshooting	460
Tables	
Guhring tool materials	463
Definitions, dimensions and angles	466
Point geometry	467
Dimensions	468
Shank designs	477
Tolerances	480
Tapping size holes	481
Conversion table inch - millimeter	484
Material abbreviations	485

RT 100 AL

Guhring's new solid carbide drill for the machining of aluminum materials

For aluminum drilling chip formation with chip evacuation are both of vital importance.
With RT 100 AL optimal chip formation is achieved at the cutting edge in the entire material range – from tough aluminum wrought alloys to aluminum cast alloys with high silicon content.

Extremely high surface finish quality of web thinning, front face and clearance rake areas

- reduction in process temperatures
- prevents formation of built-up edges

Open point geometry and cutting edge form:

- optimal chip formation behavior

Sharp, micro-treated cutting edges

- perfect cutting behavior, also in heat-treated AlSi-alloys
- short chip fracture also in aluminum wrought alloys

Flute geometry

- polished flutes for optimal chip evacuation
- minimizing friction
- prevention of material adhesion

RT 100 AL distinguishes itself thanks to an ideal geometry with high surface finish qualities in the web thinning, front face and clearance rake areas. Micro-treated cutting edges and corners complement the point geometry and ensure perfect cutting behavior, low process temperatures prevent the formation of built-up edges when machining aluminum.

Chip formation

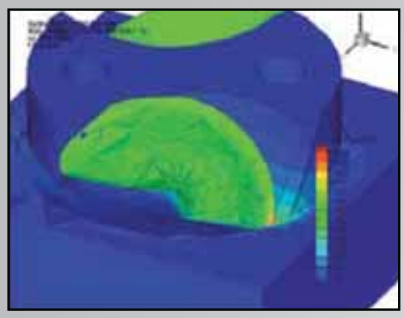

Temperature distribution at cutting edge

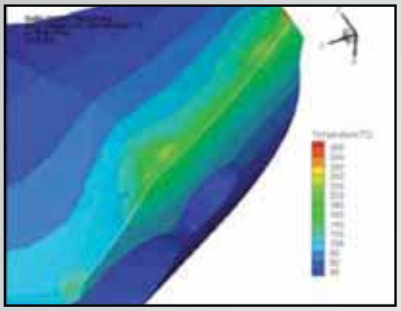

The tools are designed with a bright finish, for heavily abrasive aluminum materials an additional head coating for further tool life improvement is possible.
Special dimensions as well as single- or multi-step tools are available on request

Fiber composite plastics (FCP's)

Modern fiber composite plastics (FCP's) are making an entry into a broad range of industrial applications for reasons of efficiency, weight reduction, strength and dynamics. With their specific properties they extend the group of conventional metal lightweight construction materials such as aluminum- and titanium-alloys. FCP's or multi-material systems, ie. a mixture of FCP and metallic materials, are therefore no longer exclusively retained for the aerospace industry, motorsport and other high-end applications.

It is especially worth high-lighting the great growth in the vehicle and commercial vehicle technology, the wind energy sector as well as general mechanical engineering. FCP's are applied where high specific strength and low weight as well as high dynamic or energy efficient processes can be found.

Since the mid 1980's Guhring has provided tooling solutions in the standard and special sector for the machining of FCP's. This long-term experience resulted in the development of a wide variety of specialized high-performance tools, adapted to different conditions and application cases such as manual drilling, drilling with drill feed units, machining with robots or machining in conventional machining centers.

Guhring tools for the machining of FCP meet the general requirements for the machining of modern lightweight construction materials.

- Components without fiber projections
- Delamination-free component surface
- No component damage through "peel-up" or "push-out"
- Prevention of split fibers "pull-outs" on component
- Minimizing burr development
- Prevention of thermal damage

For the machining of FCP materials without component damage, cutting edge quality and wear resistance of the tool material are of absolute importance. Prerequisite for a process reliable separation of the heavily abrasive fibers, especially materials with a fiber volume ratio of more than 55 percent, is a sharp cutting edge.

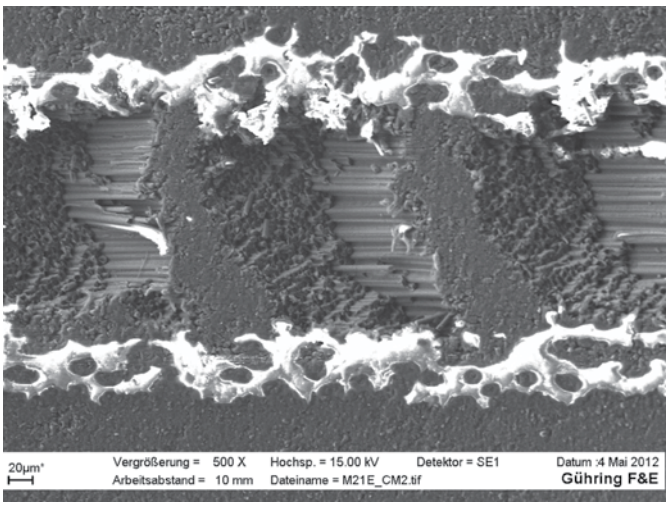

CFRP cutting area with 500-fold magnification
The scanning electron microscope shows how the materials fiber structure and fiber direction is retained after machining. Fibers are neither pressed into the matrix, nor torn out of the composite.

GFRP / CFRP

Glass fiber reinforced plastics (GFRP) are industrially applied in large volume for wind energy applications as well as in the transportation and construction sector. GFRP is generally only applied for moderately load bearing components, mostly large area shell components. The lesser load bearing GFRP components are in many cases preferred to the lighter carbon fiber reinforced plastics (CFRP) as they can be produced considerably more cost-efficient and are easier to machine.

Carbon reinforced plastics (CFRP) by comparison have considerably higher strength. Depending on the manufacturing process and fiber diameter, pure carbon fibers achieve a higher tensile strength weight ratio compared with steel materials. For this reason CFRP is extensively used for high load bearing structural components.

To protect the fibers in CFRP and GFRP from applied forces they are bedded into a matrix. The ratio of fiber to matrix determines the so-called fiber volume ratio and in heavily stressed CFRP components it can be up to 65 percent. For finish machining the type of fiber and fiber direction of the components must be observed. The fiber direction with CFRP is the deciding factor for the tendency for the material to delaminate and fiber splitting. Therefore, unidirectional layers especially at the hole exit tend to delaminate heavily. The tendency to delaminate must be counteracted with the tool geometry.

typical delamination

without delamination

The machining of CFRP and GFRP materials require specific tooling solutions especially designed to suit the heavily abrasive fibers. To prevent typical FCP component damage, Guhring provides application specific high-performance tools. This prevents the material from delaminating due to targeted control of the cutting forces.

FCP drilling operations

For drilling operations, specific drilling tools with different point geometries are applied. Thanks to specifically designed tools, the fibers can be reliably separated in unidirectional fiber layers as well as in fabric layers. Delamination on the component surface on tool entry and exit ("peel up" / "push out") as well as in the component can be prevented.



Hole D = 6.35 mm
With fiber projection on cover coating and delamination

Hole D = 6.35 mm
CFRP with fabric layer, optimal machining quality

Hole D = 6.35 mm
Unidirectional CFRP with optimal machining quality

Stack materials

The combination of at least two different materials with differing properties is described as a stack material or just stack. Often applied material pairings for lightweight construction applications are CFRP/titanium as well as CFRP/aluminium. But also other combinations of the materials CFRP, titanium, stainless steel and aluminum in different combinations are possible. To insert the connection elements, the different materials must be machined together in a process. The challenge for cutting tools during the machining process results from the very different material properties and the machining strategies of the combined materials. When machining CFRP/titanium stacks CFRP is heavily abrasive and quickly leads to a rounding of the cutting edges of the tool. Titanium in contrast is very tough and causes high machining temperatures due to its low thermal conductivity. The CFRP is very quickly damaged when machining due to high machining forces and temperatures. Despite the different materials a secure accurate machining process must be ensured over a long tool life.

Guhring also provides special solid carbide, coated carbide and PCD tooling solutions for this material group. They are specially adapted to the respective material structure and ensure chip evacuation as well as uniform hole diameters across all materials.

Process optimization when machining with added movement

The machining of new materials with fiber reinforced materials to very tough materials such as titanium- or copper-alloys as well as very brittle ceramic materials poses a challenge for conventional machining because of the extreme wear and chip formation behavior. New approaches for process optimization by added motion in feed direction open new opportunities for improved chip formation, reduced process forces and higher quality of the produced surfaces as well as maximizing the achievable tool life.

Basic considerations

When adding axial movements via a continuous feed movement, different frequency ranges from a few Hertz up to several thousand Hertz are applied depending on the application case. In addition, a defined modification of effective direction angle and an increase in tool cutting edge speed is made. Dependent on the application and tool type, various effects are achieved by vibration supported machining.

Machining with added movement is currently applied for the machining of difficult-to-machine materials such as super-alloys, fiber-reinforced plastics and stack-materials as well as long-chipping alloys, for example, lead-free copper-alloys. With added vibration, one differentiates between low-frequency and high-frequency vibrations.

- more favorable chip formation/improved chip fracture
- improved chip evacuation
- production of predetermined breaking point in chip
- reduced built up edge
- prolonging tool life
- reduced machining forces
- reduced temperatures

1.) Low-frequency impulse

With low-frequency impulse frequencies to 1 kHz and amplitudes up to 0.5 mm are used. This category also includes programmed pecking by lifting the tool or an interrupted feed movement by dwelling cycles. On conventional machining centers, , this discontinuous feed movement cannot be increased unrestrictedly due to the limited dynamics of axial movement. To achieve added movement with frequencies matching multiple spindle machines, special mechanical transmissions are applied. These transmissions can be directly integrated in the machine or designed as gear heads attached to the spindle. The stroke is mechanically produced by the gear ratio in the feed axis or by moving over a corresponding cam disc.
Deviating from a spiral-shaped cutting path with a constant chip thickness when drilling with a constant feed rate, the addition of axial movement results in varying chip thickness.

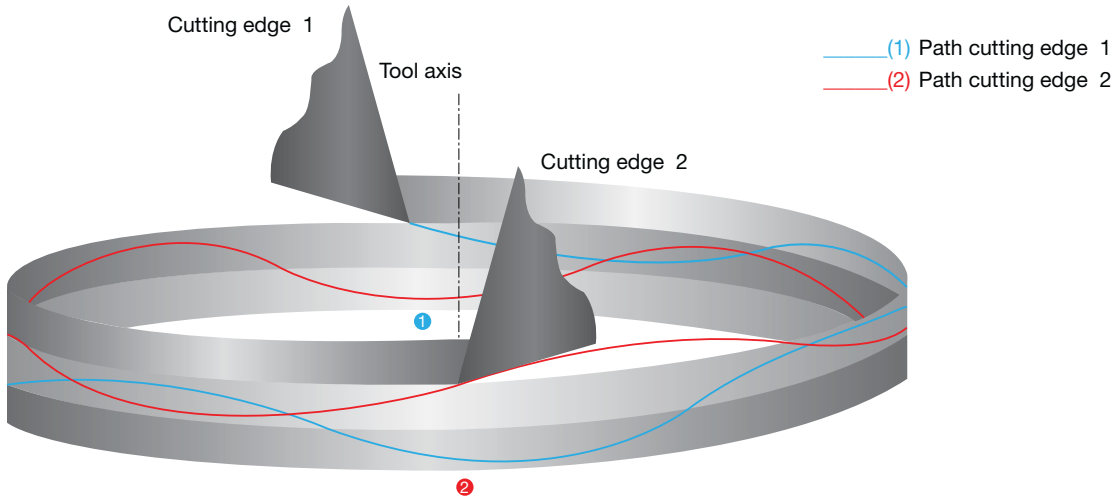

Low-frequency added axial movement enables the production of controllable chips, even with ductile materials. The amplitude of the added axial movement controls the chip thickness. The amplitude setting can be changed to control the chip as a peck and therefore an interruption of the chip formation. With rotational speed linked frequency, the number of pecks can be determined.

Influence of vibration on chip formation

In a test, holes were produced in a standard titanium-alloy (TiAl6V4), where the levels of vibration were varied. All tests were carried out completely dry with identical drilling tools of diameter d = 6.35 mm. The cutting rates were vc = 30 m/min and f = 0.08 mm/rev.

An observation of the produced chips clearly shows the influence of amplitude on the chip formation. Already an amplitude in the height of the chip thickness clearly reduces the chip length. To produce very short chips, without exception in ductile materials, the amplitude must be selected considerably higher than the feed rate of the cutting edges. Therefore, the cutting edge completely lifts-off the workpiece surface and the chip formation process is specifically interrupted

Machining with applied vibration is already well established for the machining of hybrid material combinations, so-called sandwich or stack materials. Here, leaching in fiber composite layers can be prevented and machining temperatures reduced in total thanks to securing the chip break.

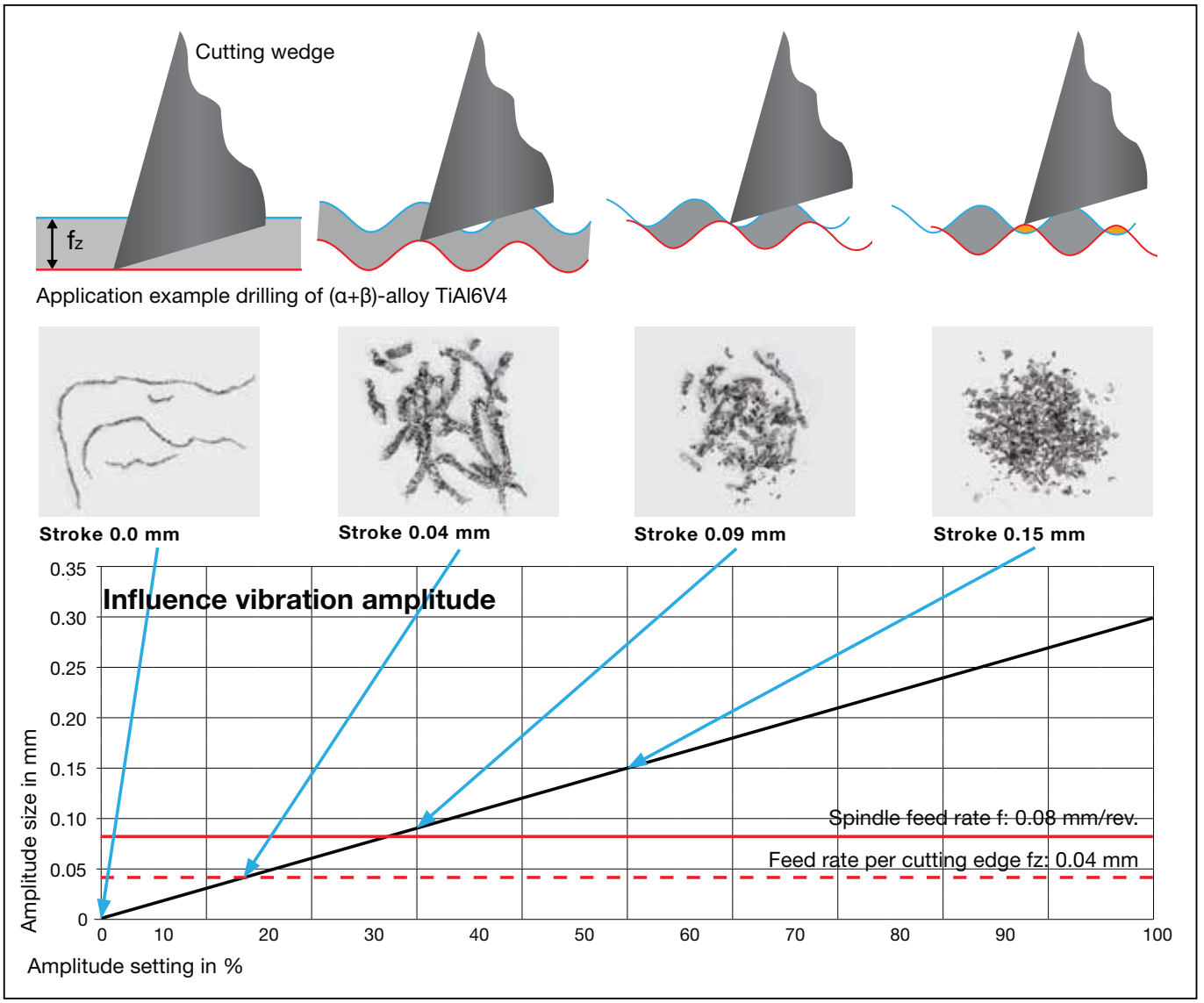

Influence of applied vibration on the process temperature

With the assistance of the Finite-Element-Method (FEM) the chip formation at the cutting edge is simulated for different application conditions. The following images show a the chip in a FEM simulation. The results of the simulation show the increasing chip thickness and shortening of the chip with the amplitude of the vibration. Furthermore, it shows with a continuous cut a higher temperature level is achieved at the cutting edge

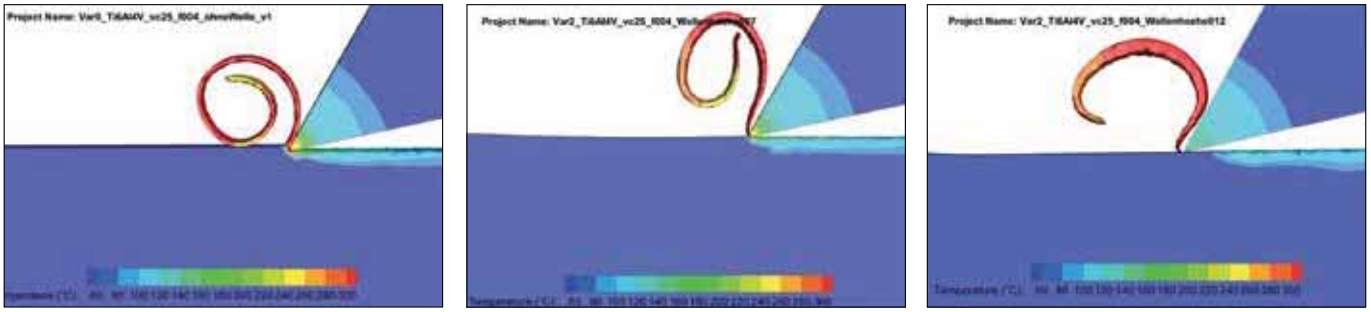

This becomes especially clear when comparing the machining temperatures when machining CFRP/titanium material combinations. Identical drilling tools with diameter d = 6.35 mm were applied dry for the test. The cutting rates were vc = 30 m/min and f = 0.08 mm/rev.

The heat created during the machining of a CFRP/titanium stack material is recorded in real time with a thermography camera. The test panel had a total thickness of 20 mm, 6 mm CFRP and 14 mm titanium (TiAl6V4). It was drilled so that the remaining residual wall was 1.5 mm to the panel face. A comparison of the temperature at the cutting edge on exit of the material and chip temperature was measured to show the difference between conventional machining and machining with vibration. Without vibration, a maximum temperature of 600° C was measured at the cutting edge. With vibration the maximum temperature under identical conditions was reduced by approximately a third to under 450° C. Furthermore, a considerably improved hole quality and increased tool life was achieved thanks to an improved chip break.

Recording stack machining CFRP / (α+β)-alloy TiAl6V4

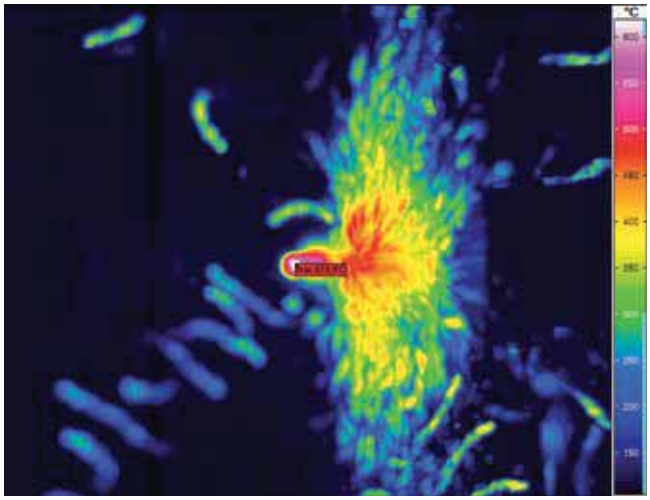

Conventional dry
ϑmax: 619 °C

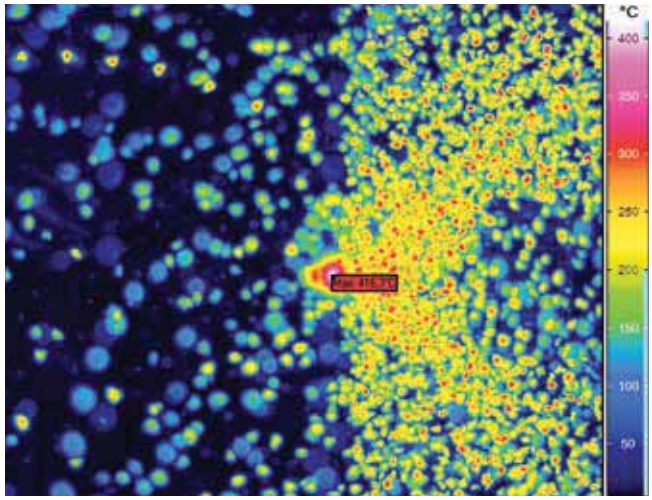

Vibration supported dry
ϑmax: 416 °C

2.) High-frequency impulse (ultra-sound supported)

With high-frequency impulse metal-cutting manufacturing processes – also called ultra-sound supported – an overlaying of the conventional process kinematics with an oscillating tool movement in axial direction takes place exhibiting a considerably higher frequency of > 16.55 kHz in contrast to a low-frequency impulse. The maximum achievable amplitude at the tool point, mostly between 2…30 µm, is heavily dependent on the combination of tool, impulse system and power applied, as the oscillation results from the impulse of the tool with its resonance frequency.

The impulse takes place via actuator, consisting of a generator, converter, booster and the combination of tool and holder, the so-called sonotrode. The generator converts electrical energy into high-frequency sine oscillation that is transferred to the converter. The booster transforms from the converter received vibration amplitude and transfers it enlarged to the sonotrode in which the electrical energy is converted into mechanical energy by piezo actuators.

The combination of feed movement and an oscillating linear movement also enables a more economical machining of high-tensile materials such as ceramic composite materials. Previously, ultra-sound supported machining was predominantly applied for the machining of so-called advance materials such as glass, ceramics and carbide using tools with geometrically undefined cutting edges. High-frequency impulse machining is increasingly applied also in the machining with a defined cutting edge thanks to the drilling and milling of composite materials such as fiber reinforced plastics, sandwich structures and foam. When machining with a defined cutting edge a micro-break-up supports the machining of the material partly visible affecting the surface quality and resulting in a reduction of the process forces.

Alongside positively influencing the wear behavior when machining steel materials, a reduction in edge build-up can be identified when drilling nickel based alloys.

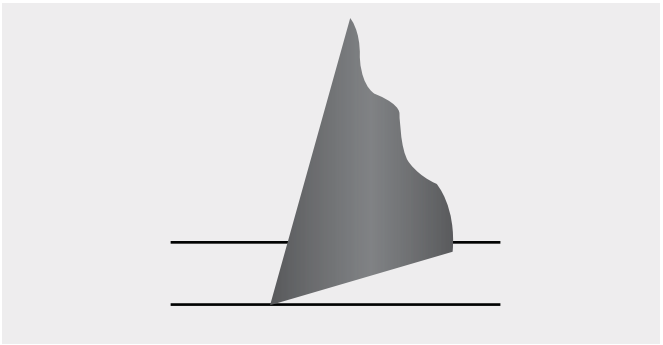

Without ultra-sound support

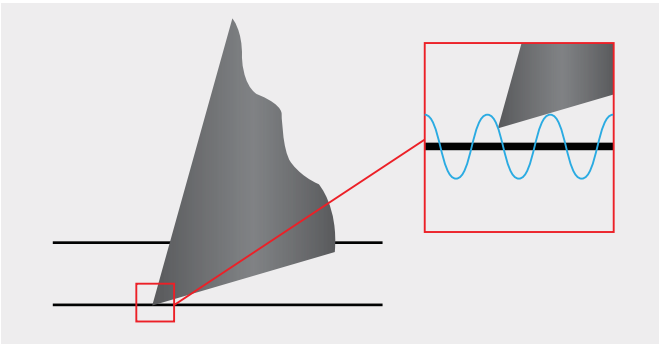

With ultra-sound support

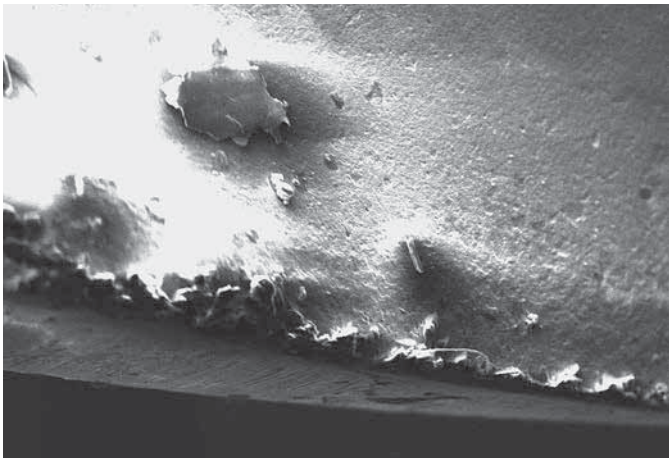



MQL technology

Basics

Alongside the machine and tooling the costs for coolant are a considerable portion of the overall cost of the machining process. Therefore, a reduction in the cooling lubrication requirements offers a potential for cost savings.

The reduction of cooling lubricants is not only cost saving but is also of benefit to the environment and health protection. Guhring is one of the pioneers in the research and development of MQL that began in the mid 1990's.

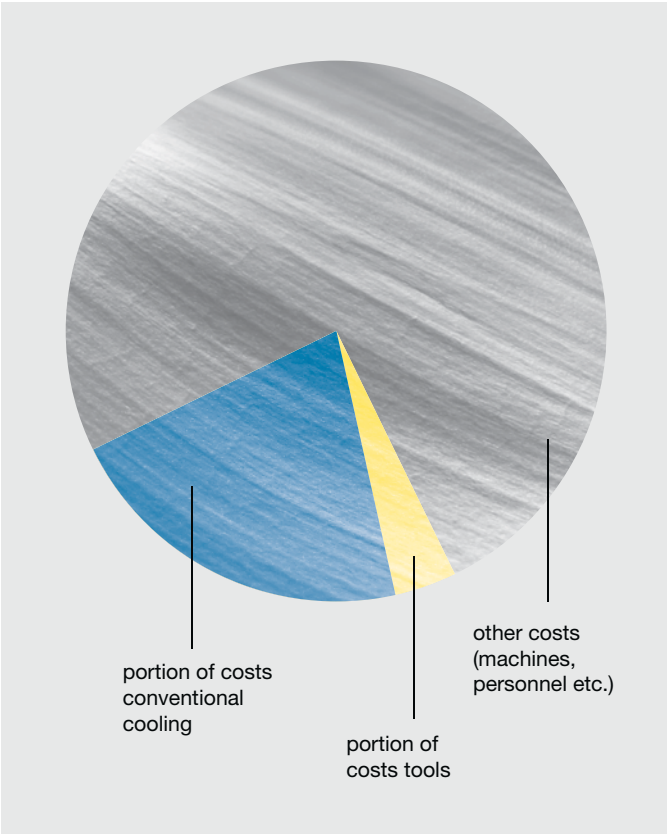

The aim of MQL machining

The acquisition of a new MQL cooling lubricant system is significantly less expensive than conventional cooling!

- reduction of thermal stresses at the tool point
- less tool wear
- effective chip evacuation from deep holes
- reduction of cooling lubricant requirement
- high cooling and lubrication effect especially in deep holes
- lowering the resulting costs such as:
  - component cleaning costs
  - cooling lubricant disposal costs
  - swarf disposal costs
- environment and health protection

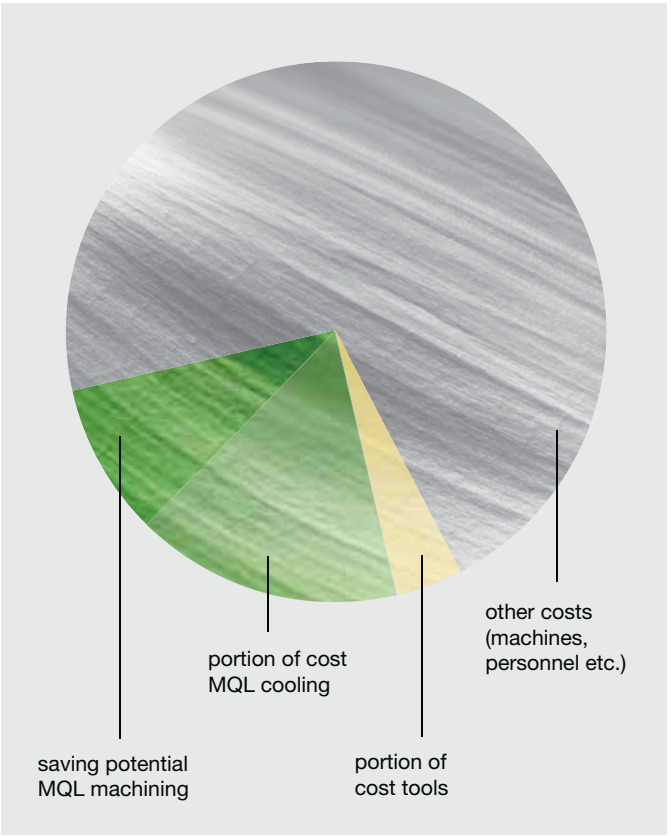

The development of present-day MQL systems

Thanks to the research in MQL machining Guhring created the precondition for a practical MQL technology. From the clamping set to the tool's cutting edge all the components were integrated in the development – the result was the first MQL delivery system.

Features:
- modular constructed and standardized system
- MQL and conventional clamping set are freely interchangeable thanks to an identical spindle contour
- hydraulic, shrink fit and synchro chucks are all designed for the MQL clamping set

Guhring's current MQL system

By incorporating the MQL length adjustment screw to Guhring's first MQL delivery system in 2007, the original drawback was eliminated. There is, therefore, currently a MQL delivery system available to the customer that optimally meets the requirements of the present-day production process.

Features of the first Guhring MQL delivery system:
- no lubricant delays
- special MQL coolant delivery unit
- MQL suitable tool shank end
- tapered length setting screw

The user, therefore, benefits from a standardized system and a clearly reduced stock keeping thanks to compatible components.

Optimally formed shank end!
For a secure MQL delivery

The delivery of these extremely low coolant quantities directly to the effective area is of utmost importance. Hereby, the geometric design of the shank end plays a significant role! The Guhring developed conical shank end optimally satisfies the relevant MQL conditions.

Advantages of the tapered shank end:
- no lubricant delays
- minimal dead area
- simple operation
- cost-efficient production

Flow pattern with low vortex formation

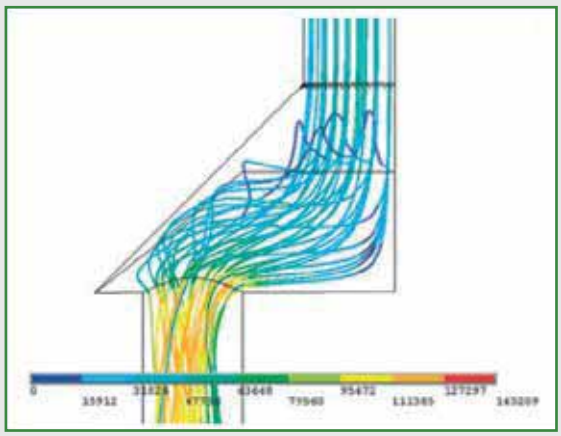

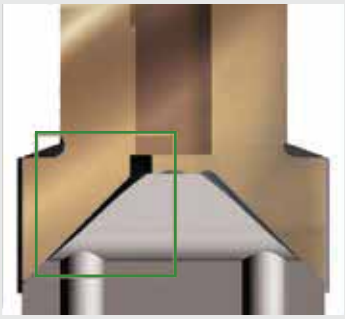

Flow conditions in the coolant duct connection slot at the point of the tapered transition

---

Keeping a cool point

With MQL the process temperature can be considerably reduced in comparison to dry machining resulting in longer tool life and an increased process reliability.

Thermographic examination at Guhring: Comparison of tool temperatures

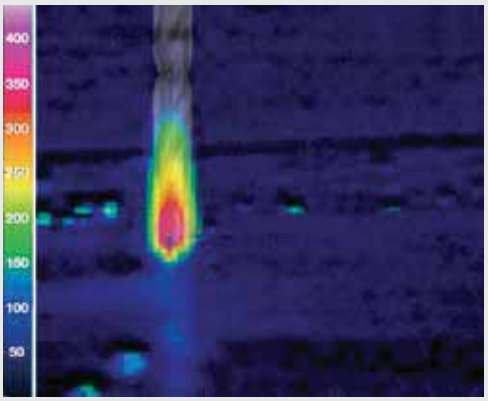

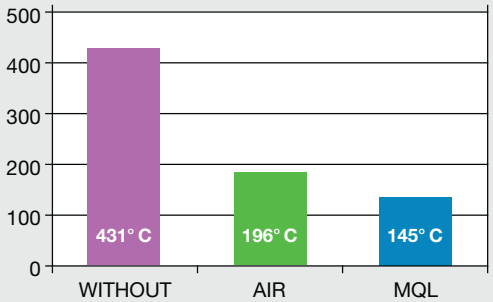

The best form for MQL!

Optimal MQL machining results thanks to the optimized tool geometry of RT 100 T!

1. Flute cross section:
The flute geometry of Guhring MQL tools ensures short chips that are optimally evacuated from deep holes.

2. Maximum coolant duct cross-section:
The cooling lubricant supply as well as the chip evacuation have been optimized through the tool' maximum coolant duct cross-section.

Flow speed comparison





The flow speed
in the flute with MQL is 30.4 m/s.

The volume with MQL
is 6.960 l/h (std.litres air/h).

Tool Ø = 11.7 mm
Pressure at pump = 6 bar
Pressure at tool = 4 bar

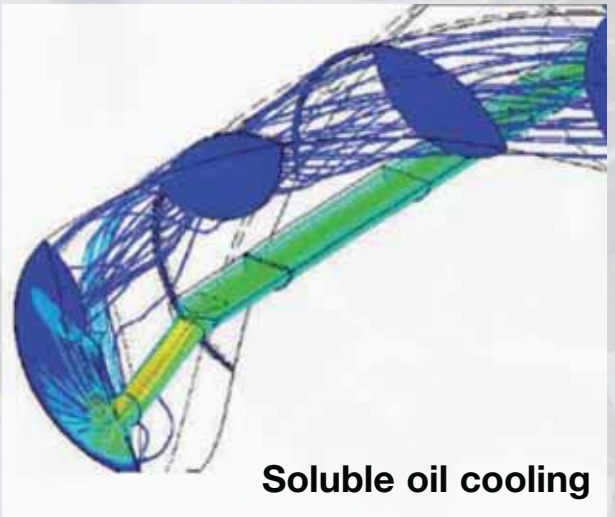

The flow speed
In the flute with soluble oil is 3.5 m/s.

The volume with soluble oil
is 600 l/h (std.litres air/h).

Tool Ø = 11.7 mm
Pressure at pump = 60 bar
Pressure at tool = 31 bar

MQL system types

The provision of the MQL medium to the tool can be achieved in two ways: the aerosol mixture can be prepared outside the machine and conveyed to the machining location (1-channel system) or compressed air and MQL medium are conveyed separately to the mixing chamber where they are then mixed together (2-channel system). The aerosol feed to the machining location is achieved via a suitable minimal quantity lubrication rotary adaptor (preferably with axial flowthrough), the spindle, the clamping system and finally the cutting tool. Unavoidable cross-section modifications should be as streamlined as possible.

1-channel MQL system

With a 1-channel MQL system, a lubricating aerosol is created in a separate MQL unit attached to the machine tool. Specialnozzle systems inside a pressurised container create a lubricating aerosol via a regulated compressed air feed, its neatoil content adjustable and then maintained within the physical limits by the MQL control.

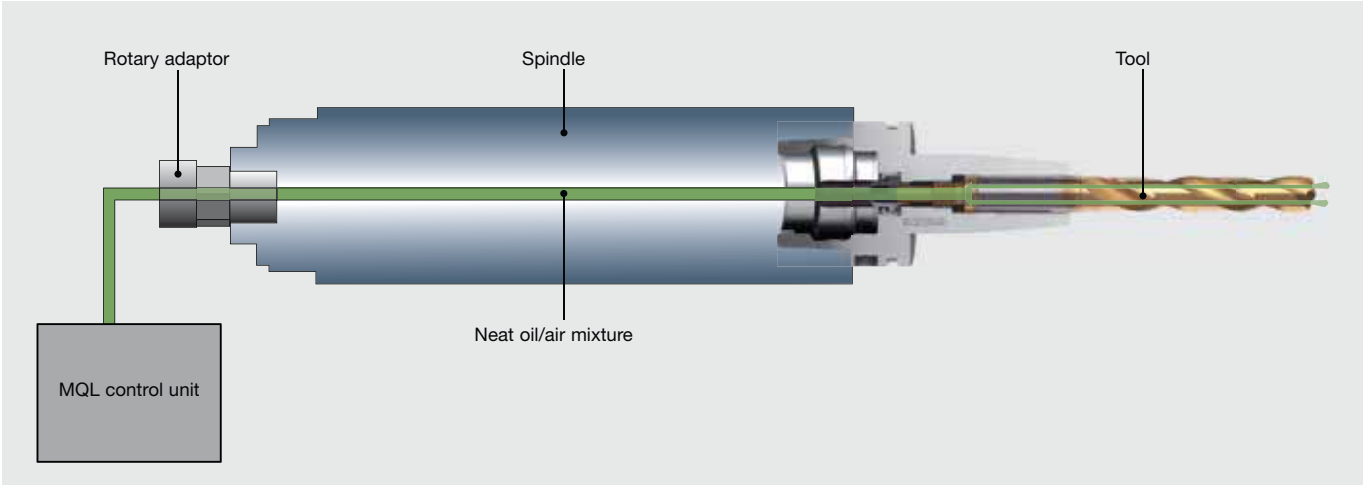

The 2-channel MQL system

With a 2-channel system the neat oil reaches the rotary adaptor from the unit via a ring line and a as short as possible stub line. In it is incorporated a quick valve that regulates minute quantities of neat oil. The neat oil is transported into the tool holder via a lance attached in the spindle. The second channel of the rotary adaptor is used for the air supply to the tool holder. Only at this point the air is mixed with the neat oil. To achieve this, the tool holder possesses a pressed-in pipe nozzle in which the mixing chamber is located. Neat oil and air can be mixed with this system in more or less any quantities. The route from the mixing chamber to the point of destination is only minimal resulting in a rapid response time and allowing a very quick alteration of the volume of neat oil.

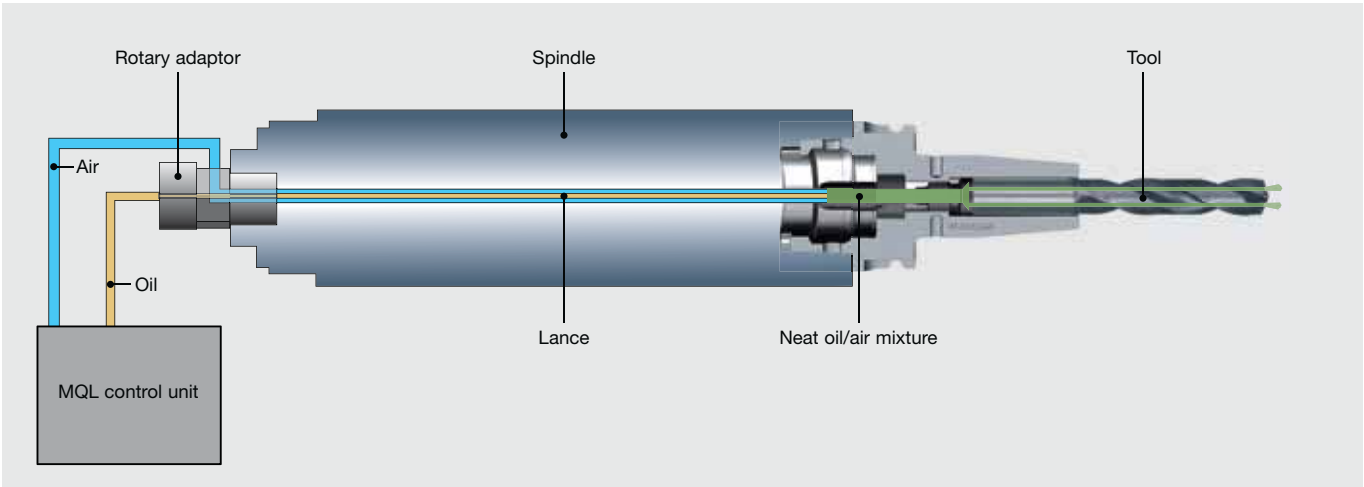

Bright finish

Especially for the machining of wrought and cast aluminum alloys with a high silicon content, uncoated drills offer a very good machining performance. In order to counter adhesive (formation of built-up edges), these tools are optimally suited to this field of application thanks to a special geometry combined with a high surface quality in the point thinning, flute and clearance areas.

Steam tempered/nitrided surface finish



A steam tempered surface finish provides an improved corrosion protection as well as an improved tribological behavior of the tools thanks to the oxidation of the surface area (approx. 3 to 10 µm). Nitriding the land is recommended for abrasive applications, it increases the hardness of the surface on the land and therefore improves wear resistance of the tool. However, using hard material / soft material coatings often provide better results, this type of surface treatment is becoming increasingly less important.

TiN coating

Max. application temperature: <600° C
Color: Golden yellow
Structure: Single-layer
Hardness: 2300 HV0.05

Introduced by Guhring at the beginning of the 1980's, TiN-coating is applied to HSS and carbide for drilling operations as a cost-efficient general purpose coating.

FIREX®/nano-FIREX® coating

Max. application temperature: <800° C
Color: Violet
Structure: Multi-layer
Hardness: 3300 HV0.05

FIREX® and nano-FIREX® coatings contain aluminum, titanium and nitrogen. These coatings were introduced towards the end of the 1990's and are a further development of the TiN-coating. They excel thanks to increased hardness and good thermochemical resistance, they are suitable for HSS and carbide.

nano-Ra coating

Max. application temperature: < 800°C
Color: Pale golden
Structure: Multi-layer
Hardness: 3300 HV0.05

The TiN/TiAlN multi-layer structure of Raptor is the key component for the good performance when machining steel. Thanks to the additional friction reducing top layer coating, based on zircon, the performance could now be further extended for steels that tend to adhere during machining (i.e. ferritic, austenitic and Duplex steels).

TiAlN coating

Max. application temperature: <800° C
Color: Violet
Structure: Single-layer
Hardness: 3300 HV0.05

The TiAlN coating displays similar characteristics to FIREX and nano-FIREX and with its single-layer structure is mostly applied in the field of micro-precision drills.

nano-A coating

Max. application temperature: <900° C
Color: Blue violet
Structure: Multi-layer, nano-structured
Hardness: 3300 HV0.05

TiAlN based nano-A has proven itself in the machining of stainless steels and is suitable for drilling cast iron, nickel based alloys and cobalt chrome alloys. Thanks to its nano-layered structure the fracture growth is delayed. Furthermore, thanks to its adapted composition it possesses a higher thermochemical resistance than for example TiAlN.

Sirius coating

Max. application temperature: < 900°C
Color: Pale golden
Structure: Multi-layer, nano-structured
Hardness: 3400 HV0.05

Sirius, essentially based on AlTiN is especially suitable for the machining of stainless steels. Thanks to the nano-structured design, it displays good hardness and toughness. The zircon containing top layer coating is to largely eliminate chemical reactions with the material and therefore encourage chip evacuation.

nano-Si coating

Max. application temperature: <800° C
Color: Bronze
Structure: Multi-layered nano-composite
Hardness: 5500 HV0.05

The nano-Si coating belongs to the group of Nano-composites. The microstructure features extremely fine TiAlN nano-crystals bedded into a glass-like, high temperature resistant silicon nitride matrix. This results in a high hardness especially making the nano-Si coating the first choice for hardened steels and cast materials.

Endurum coating



Max. application temperature: <800° C
Color: Copper
Structure: Multi-layered nano-composite
Hardness: 4000 HV0.05

Endurum coating, another coating of the Nano-composite family, this was specifically designed for the machining of carbon, free-cutting and manganese alloyed steels.

Zenit coating



Max. application temperature: <700° C
Color: Pale gold
Structure: Multi-layer, nano-structured
Hardness: 2500 HV0.05

The nano-structured Zenit coating was specifically optimized for the machining of titanium alloys. The special structure as well as the composition contribute to a significant reduction of tribochemical wear and therefore make it a true specialist. In parallel it also achieves good results when drilling aluminium cast alloys with moderate silicon content.

		DRILLING		
		CARBIDE		HSS
		conv. coolant	MQL	
C-steels, Free-cutting steels, Mn-steels	P	Endurum nano-Ra nano-FIREX	Endurum nano-Ra nano-FIREX	nano-FIREX
Steel, low-alloyed	P	nano-FIREX Endurum nano-Ra	nano-FIREX Endurum nano-Ra	nano-FIREX TiN
Steel, alloyed	P	nano-Si nano-FIREX TiAlN	nano-Si nano-FIREX TiAlN	nano-FIREX TiN
Steel, hardened, <55 HRC	P	nano-Si nano-FIREX TiAlN	nano-Si nano-FIREX TiAlN	
Steel, hardened, 55–65 HRC	P	nano-Si nano-FIREX TiAlN	nano-Si nano-FIREX TiAlN	bright
Steel, stainless and acid-resistant	M	nano-A Sirius Endurum	nano-A Sirius Endurum	Sirius nano-FIREX TiN
Cast iron	K	nano-Si nano-FIREX nano-A	nano-Si nano-FIREX nano-A	nano-FIREX
Nickel-based alloys (i.e. Inconel)	S	nano-A nano-Si nano-FIREX	nano-A nano-Si nano-FIREX	nano-FIREX
Titanium / titanium-alloys	S	Zenit nano-A	Zenit nano-A	nano-FIREX
Cobalt-chromium-alloys	S	nano-A nano-Si nano-FIREX	nano-A nano-Si nano-FIREX	
Precious metals	S	nano-A	nano-A	
Aluminium-wrought alloys	N	bright	bright	
Aluminium-cast alloys (<12% Silizium)	N	bright Zenit	bright Zenit	bright Zenit
Aluminium-cast alloys (≥12% Silizium)	N			
Copper / bronze / brass	N			TiN
Ceramics	N			
Plastics, not reinforced	N			
Plastics, fiber-reinforced	N	nano-Si	nano-Si	
Graphite	N			

***Note:** The overview shows the general application recommendations for Guhring coatings.*
Prioritization is from top to bottom.

Centering and pilot drilling

Centering and pilot drilling for HT 800

Generally we recommend centering/pilot drilling for HT 800 with drilling depths above 7xD.

When centering, the drilling diameter should be approximately 2/3 of the hole diameter to be produced. With pilot drilling we recommend a drilling depth of 1xD. In addition, the point angle as well as the diameter of the pilot drill should be larger than the point angle and the diameter of the following drill.

To ensure this, we recommend the application of the pilot drilling inserts series no. 4111 with 145° point angle and m7 diameter tolerance in an extra short, rigid holder series no. 4105 or 4106.

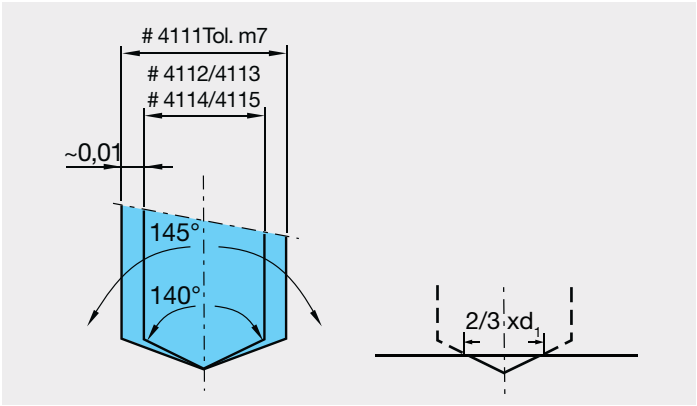

Recommended drilling procedure for RT 100 T drills

- Machine a pilot hole with an m7 toleranced Guhring type RT 100 drill (i.e., series 5510) to a minimum pilot depth of 1.5xD to 3xD.
- Enter the pilot hole at a speed of approx. 300 RPM, and with a feed rate of approx. 20 IPM stopping just shy of the bottom of the hole.
- Start high coolant pressure and increase RPM to recommended value.
- Feed drill at recommended feed rate to final hole depth. No peck cycle required.
- For through holes with oblique exit, reduce the feed rate to 40% approx. 1 mm prior to break-through.
- After reaching hole depth, turn off coolant, reduce machine spindle speed to 300 RPM and withdraw the drill at a maximum feed rate of 200 IPM.

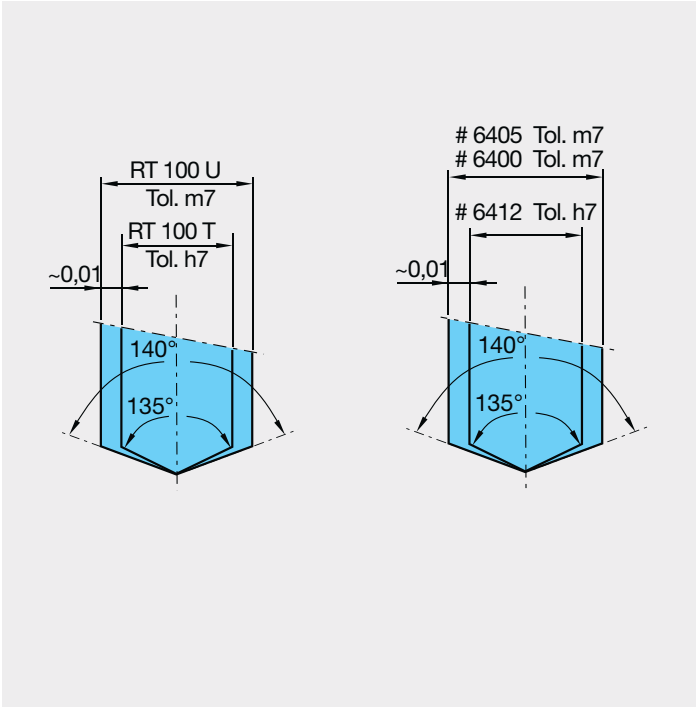

Centering and pilot drilling for Exclusive Line micro drills

With pilot drilling for the Exclusive Line micro-precision drill 15xD (series no. 6412) we recommend the application of Exclusive Line micro-precision drill 4xD without internal cooling (series no. 6400) or 5xD with internal cooling (series no. 6405), as they are optimally adapted regarding point angle and diameter tolerance.

Centering and pilot drilling for HSS

Centering with drill lengths to DIN 340

When using long series drills (DIN340) in HSS/HSCO, we recommend spot drilling with a spotting diameter of 0.5 to 0.7xD (D = drill diameter). HSS NC spotting drills are optimally suited for this process. Detailed information regarding NC spotting drills can be found in the NC spot drilling section.

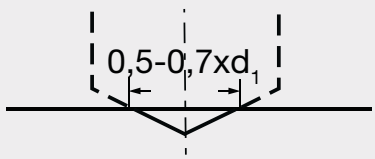

Pilot drilling with drill lengths to DIN 1869

When applying extra length HSS/HSCO drills to DIN 1869 we recommend the production of a pilot hole with a depth of 1xD to 2xD. Stub drills type GV 120 to DIN 1897 are optimally suited.

NC spotting drills

NC spotting drills

When producing accurately positioned holes, holes with close diameter tolerances, deep holes or generally with unfavorably shaped workpieces (round, rough. etc.) it's recommended to use a NC spotting drill. This ensures the following drill, drills accurately and prevents the drill from running off.
NC spotting drills can also be used to produce chamfers or countersinks (when using a spot drill with a larger diameter than the actual hole) and centering in one operation.

NC spotting drills are designed with a very short flute length and without body clearance to ensure a very rigid design and therefore accurately positioned spotting. Due to the design, NC spot drills are only suitable for spotting, drilling depths must not exceed the length of the point geometry.

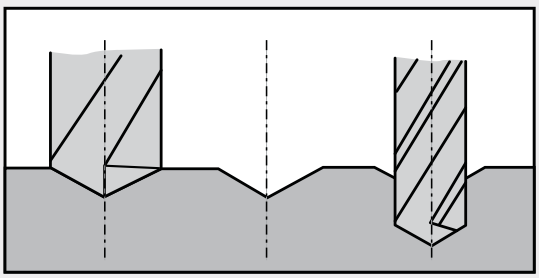

Selecting an NC spotting drill

Ideally, the spotting diameter should be chosen between 0.5 to 0.7xD.

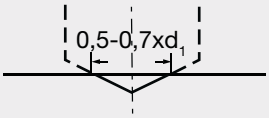

90° NC spotting drills

NC spotting drills with a 90° point angle are ideally suited for spotting if the following HSS/HSCO drills have a relatively large chisel edge. This ensures that the following HSS/HSCO drill drills with the cutting lip first and is guided by the most stable points of the cutting edge.
In addition, NC spotting drills with a 90° point angle are used to produce a 90° countersink and center in one operation if the spotting diameter is larger than the actual hole diameter.

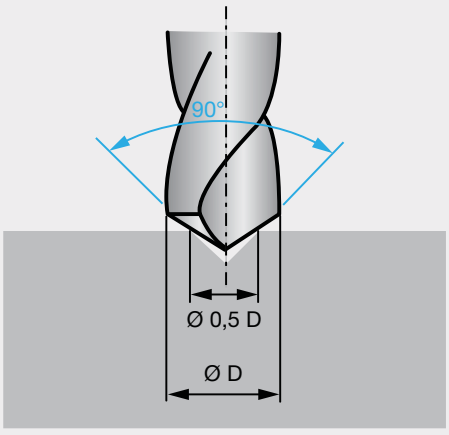

NC spotting drills

120° NC-spotting drills

NC-spotting drills with a 120° point angle are specially suited for spotting operations if the actual hole is subsequently produced with HSS/HSCO drills with a 118° point angle. This ensures the following HSS/HSCO drill spots with the point first and is well guided.

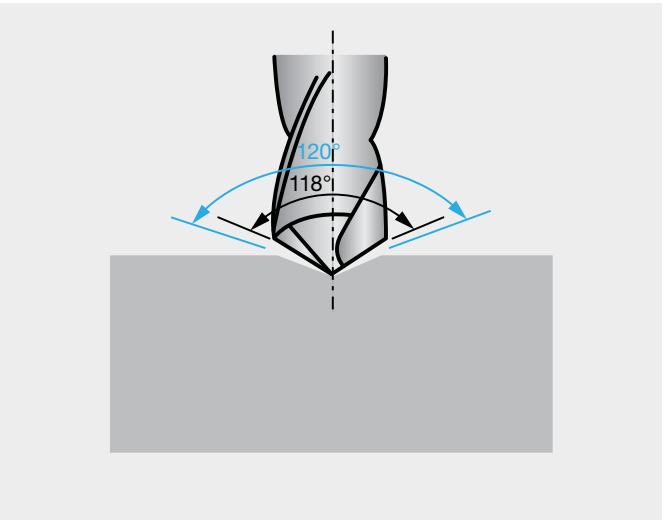

142° NC-spotting drills

NC-spotting drills with 142° point angle are specially suited for spotting operations if the actual hole is subsequently produced with carbide drills with a 135° - 140° point angle. This ensures the following carbide drill spots with the point first, centers and is well guided. If the cutting corners of the carbide drill meet the material to be machined before the point, there is the risk of corner crumbling with carbide drills.

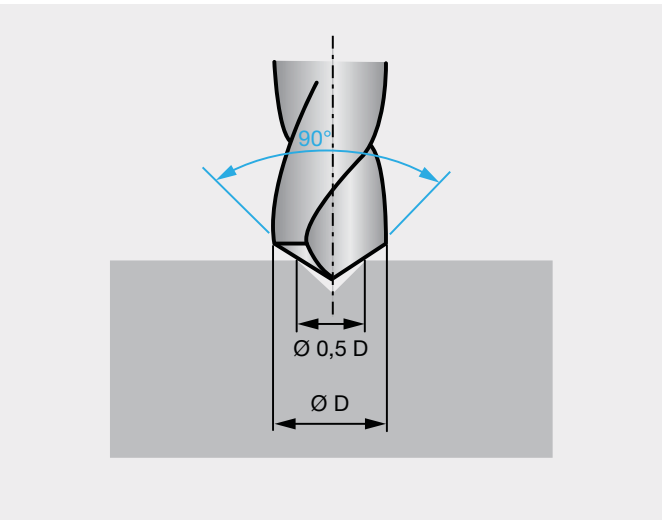

NC spotting drills		
90°	120°	142°

Coolant pressure and volumes Ratio drills

The illustrated optimum, good and minimum required coolant volume apply only to spiral-fluted Ratio drills type RT 100. In contrast to the pressure, which is a feature of the machine tool; the cooling system fitted to it and also the possibility of leakage, volume does not depend on the machine (fig. 1). The pressure figures given are therefore recommendations which serve only as guidelines. Ratio drills type RT 80 with central coolant duct are subject to different standards (fig. 2). The diagrams shown are for Ratio drills in their most important application, machining of steel. But they are also guidelines for the machining of other materials, primarily because the highest coolant pressures are constantly required for the machining of steel. The effects of cooling using straight-fluted Ratio drills type RT 150 is particularly sensitive and is clearly demonstrated in the examples for particular workpiece materials. For example, the loss in tool life through low pressures when machining grey cast iron is considerably higher than when machining AlSi alloys. But this is only the case when the AlSi alloy is short-chipping! The absolute necessary minimum pressure or good pressure should, when machining cast iron, be generally a little higher than for AlSi machining (figures 3 and 4).

The recommended values are to be used only for drilling depths of up to approx. 5 x D. Deeper holes should be produced with tools having internal coolant ducts, as for example RT 150 GN, otherwise the production of deeper holes (depending on the material) becomes uneconomical.

Required coolant pressures
optimum pressure
good pressure
minimum pressure

Required coolant volumes
optimum volume
good volume
minimum volume

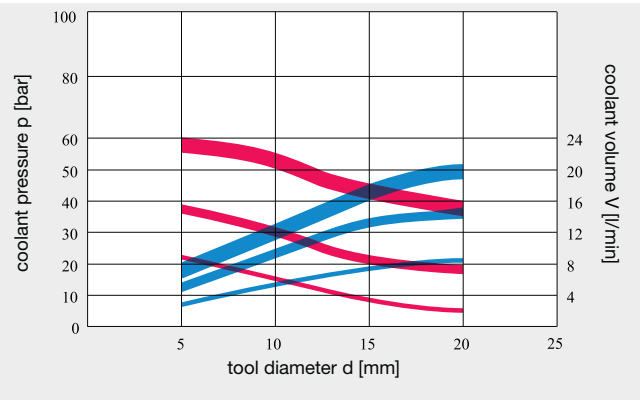

fig. 1:
Required coolant pressures and volumes for RT 100 Ratio drills with internal spiral coolant ducts.

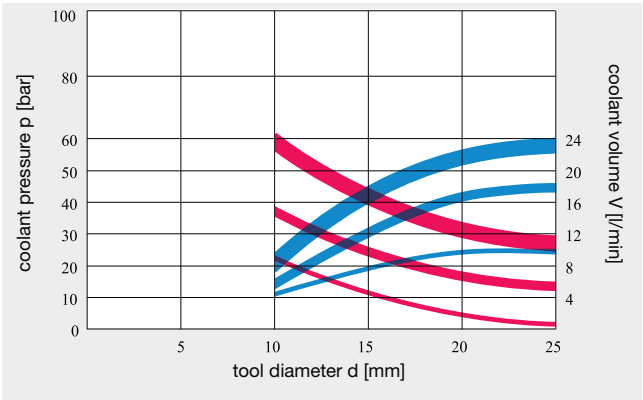

fig. 2:
Required coolant pressures and volumes for RT 80 Ratio drills with central internal coolant duct.

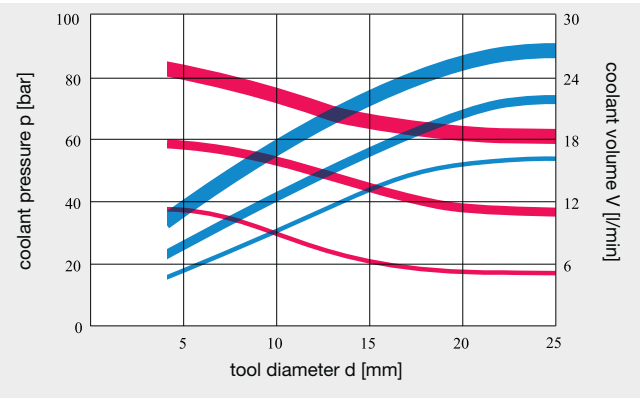

fig. 3:
Required coolant pressures and volumes for straight-fluted Ratio drill type 150 GG when machining cast iron.

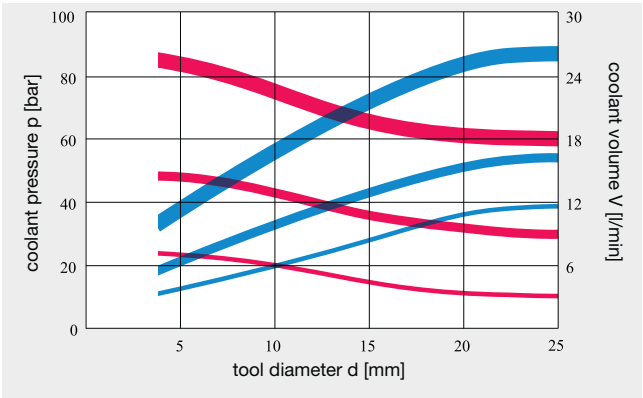

fig. 4:
Required coolant pressures and volumes for straight-fluted Ratio drill type 150 GG when machining AlSi7.

Typical hole quality characteristics

1. in 42CrMo4V, Ø 14.5 mm

HSS drills, type N
Guhring no. 651 (S)

vc = 25 m/min
f = 0.25 mm/rev.
+Rmax = 131.8 µm
-Rmax = -49.1 µm
actual D = 14.566 mm
dRmax = 103.5 µm
AV = 49.2 µm
Ra = 2.6 µm, Rz = 6.8 µm **IT12**

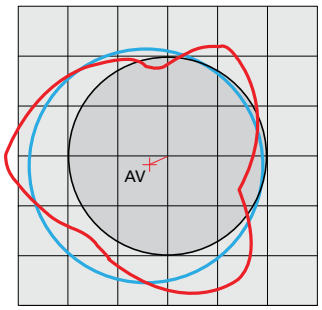

Ratio drills, type RT 80
Guhring no. 1171 (S)

vc = 70 m/min
f = 0.25 mm/rev.
+Rmax = 42.7 µm
-Rmax = -29.6 µm
actual D = 14.515 mm
dRmax = 12.9 µm
AV = 35.3 µm
Ra = 1.4 µm, Rz = 4.31 µm **IT9**

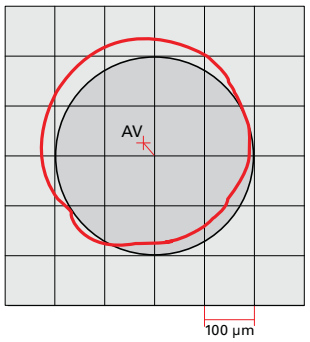

Ratio drills, type RT 100
Guhring no. 1181 (S)

vc = 70 m/min
f = 0.25 mm/rev.
+Rmax = 26.7 µm
-Rmax = -17.2 µm
actual D = 14.509 mm
dRmax = 5.2 µm
AV = 22.8 µm
Ra = 1.04 µm, Rz = 3.2 µm **IT8**

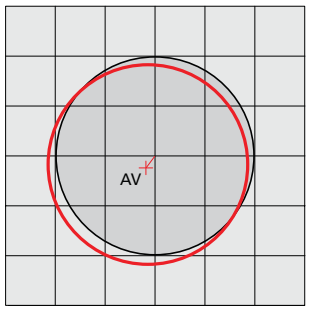

The overall total of the maximum positive and negative deviations is the sum of the total run-out in relation to the black circle as measured on standard instruments (dRmax). The red lines at the hole centers indicate the direction and amplitude of the displacements AV (Axis Shifting) of the produced hole from the true center point. The parameter showing the largest deviation is decisive for the IT quality class of the hole in relation to the tool diameter.

The black circle in the diagram represents the nominal hole diameter which the tool should ideally produce. The red circle indicates the form actually produced.
The mean value of the radius of the red circle, i.e. the average diameter, is shown by the blue circle. (with our Ratio drills the average diameter is practically identical to the actual diameter produced).

2. in GGG40, Ø 10.0 mm

HSS drills, type N
Guhring no. 651 (S)

vc = 30 m/min
f = 0.2 mm/rev.
actual D = 10.077 mm
+Rmax = 106 µm
-Rmax = -28 µm
dRmax = 42 µm
AV = 68.5 µm
Ra = 3.7 µm, Rz = 17.2 µm **IT12**

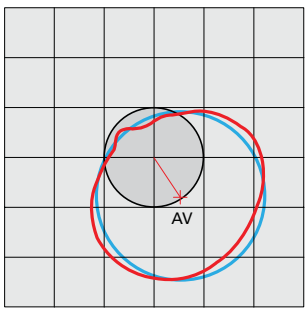

Ratio drills, type RT 100
Guhring no. 1181 (S)

vc = 90 m/min
f = 0.3 mm/rev.
actual D = 10.027 mm
+Rmax = 34 µm
-Rmax = -9.2 µm
dRmax = 6.5 µm
AV = 22.5 µm
Ra = 2.2 µm, Rz = 11.5 µm **IT9**

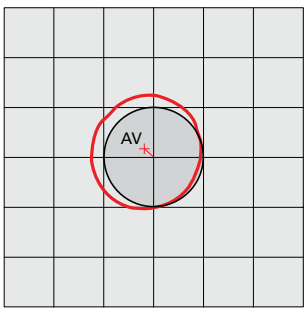

Ratio drills, type RT 150 GG
Guhring no. 768 ◯

vc = 130 m/min
f = 0.2 mm/rev.
actual D = 9.994 mm
+Rmax = 11.5 µm
-Rmax = -18 µm
dRmax = 5 µm
AV = 14 µm
Ra = 1.99 µm, Rz = 11.2 µm **IT8**

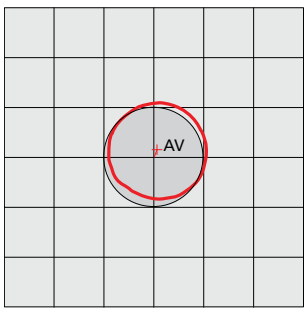

Point Grinds - Gun Drills

EB 100
Standard point grinds
(special point grinds on request)

Ø 2...4.00 mm

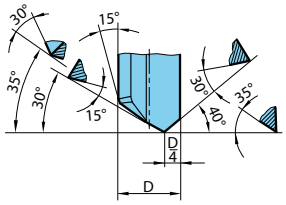

Ø > 4.01...20 mm

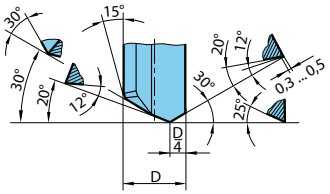

EB 100 1:800 (standard)
Back taper ratio
(dimensions in mm)

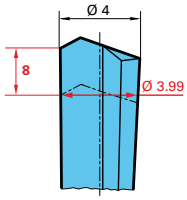

EB 80 standard point grinds
(special point grinds available)

Ø 2.00-4.00 mm

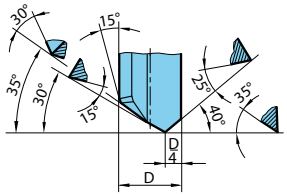

Ø 4.01-20. 00 mm

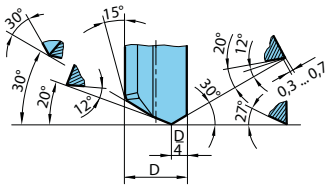

Ø 20.01-40.00 mm

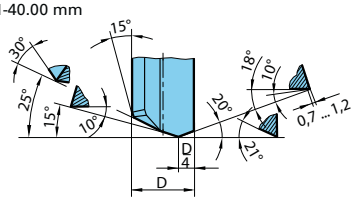

STOP

All gun drills must utilize a pilot hole (CNC machine) or drill bushing (gun drilling machine) to guide the drill. Gun drills must never operate at full speed without support in the pilot hole or drill bushing.

Recommended drilling procedure using gun drills on CNC machine tools:

- Machine a pilot hole using a Guhring carbide drill with an m7 tolerance (i.e., series 6400, series 5510, etc.) to a minimum pilot depth of 1.5xD to 3xD.
- Enter pilot hole at low speed, approx. 200 RPM, feed rate approx. 20 IPM, stopping just shy of the bottom of the hole. With tools for drilling depths in excess than 40xD enter the pilot hole with the spindle rotating in the counter-clockwise direction.
- Start high coolant pressure and increase RPM to the recommended value.
- Feed drill at recommended feed rate to final hole depth. No peck cycle required.
- For through holes with oblique exit, reduce the feed rate to 40% approx. 1 mm prior to break-through.
- After reaching hole depth, turn off coolant, reduce machine spindle speed to 200RPM and withdraw the drill at a maximum feed rate of 200IPM.

CNC machine tools

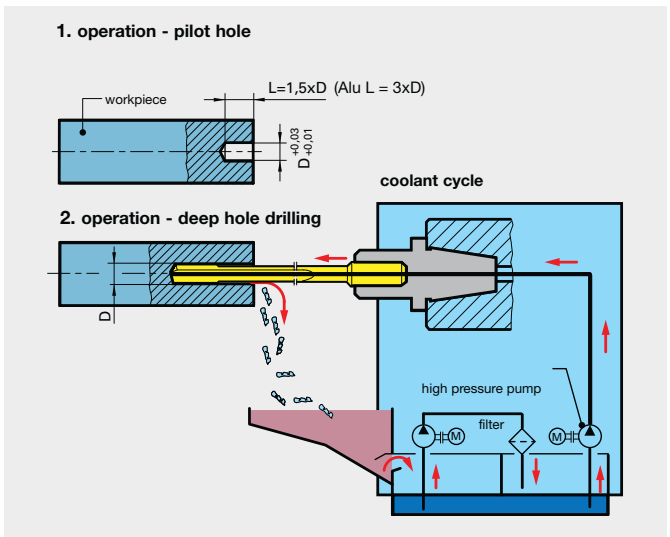

Gun drilling machines

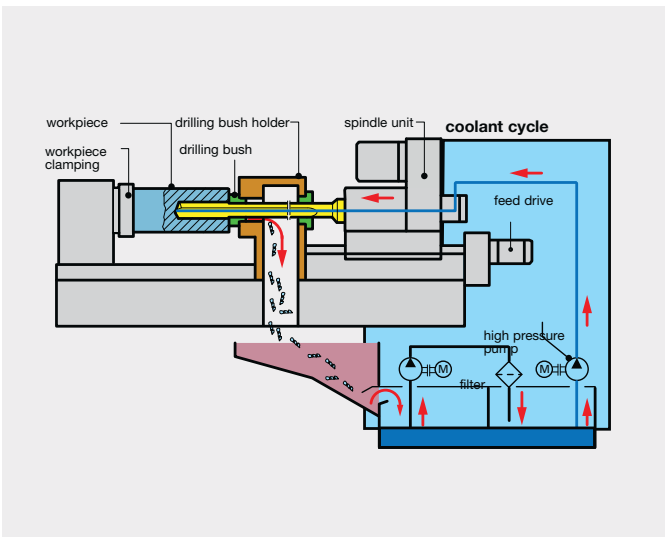

The range of drivers introduced below is available ex stock. However, it only represents a small selection of drivers from our complete range. We naturally also produce individual drivers of the highest precision to customer drawings. Attention! EB 100 requires drivers with positioning lugs. Further information on request.

Drivers for deep drilling machines

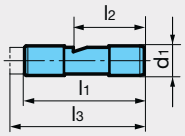

code no.	d_1	l_1	l_2	l_3
1.1	10	40	24	-
1.2	10	40	24	45
1.3	10	40	24	55
1.4	16	45	31,2	-
1.5	25	70	34	-
1.6	25	70	34	78

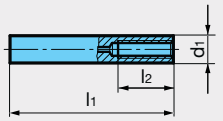

code no.	d_1	l_1	l_2
5.1	10	60	20
5.2	16	80	28
5.3	25	100	50
5.4	10	100	
5.5	10	110	

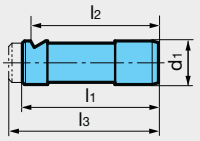

code no.	d_1	l_1	l_2	l_3
2.1	16	50	47	-
2.2	16	50	47	55
2.3	16	50	47	70

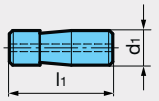

code no.	d_1	l_1
6.1	12,7	38
6.2	19,05	70
6.3	38,1	70

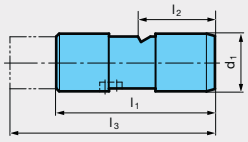

code no.	d_1	l_1	l_2	l_3
3.1	25	70	34	100

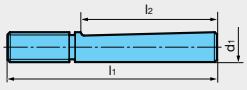

code no.	d_1	l_1	l_2
7.1	16	112	73
7.2	20	126	82

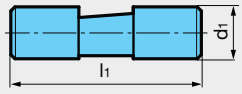

code no.	d_1	l_1
4.1	19,05	70
4.2	12,70	70
4.3	25,40	70
4.4	31,75	
4.5	36,10	70

Drivers to DIN 1835

form E

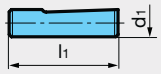

code no.	d_1	l_1
9.1	8	36
9.2	10	40
9.3	12	45
9.4	16	48
9.5	20	50
9.6	25	56
9.7	32	60
9.8	31,75	70
9.9	38,1	70
9.10	40	70

Drivers to VDI-draft

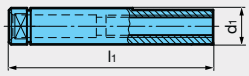

code no.	d_1	l_1
12.1	10	68
12.2	16	90
12.3	25	112

also be used for deep hole drilling machines

Drivers to Speed-Bit-System

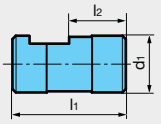

code no.	d_1	l_1	l_2
13.1	16	40	16
13.2	25	50	25
13.2	35,6	60	

also be used for deep hole drilling machines

Drivers to DIN 6535

form HA

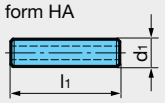

code no.	d_1	l_1
10.1	8	36
10.2	10	40
10.3	12	45
10.4	16	48
10.5	20	50
10.6	25	56
10.7	32	60
10.8	25	70
10.9	40	70

form HB

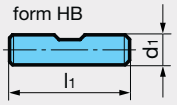

with code no. 8.6, 8.7, 8.8

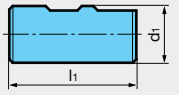

code no.	d_1	l_1
8.1	8	36
8.2	10	40
8.3	12	45
8.4	16	48
8.5	20	50
8.6	25	56
8.7	32	60
8.8	40	70

form HE

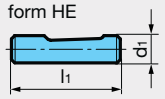

code no.	d_1	l_1
11.1	8	36
11.2	10	40
11.3	12	45
11.4	16	48
11.5	20	50
11.6	25,4	70
11.7	25	56
11.8	32	60
11.9	40	70

similar form HA (shrinkable)

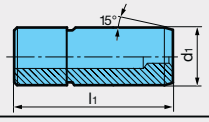

code no.	d_1	l_1
16.1	10	50
16.2	16	64
16.3	20	70
16.4	25	81
16.5	32	92

similar form HE

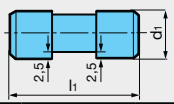

code no.	d_1	l_1
17.1	19,05	70
17.2	25,40	70
17.3	31,75	70
17.4	38,1	70

also be used for deep hole drilling machines

Driver variations to suit gun drill tubes

Solution for nom.-Ø < driver-Ø (difference must be appr. 6 mm): tube shank installed in driver

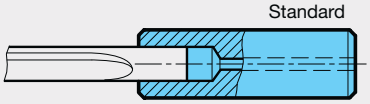

Solution for nom.-Ø ≠ driver-Ø (close to parallel): tube shank installed over spigot

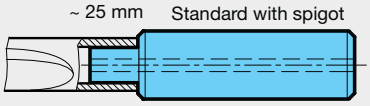

Solution for nom.-Ø > driver-Ø: tube shank installed over spigot, inside-Ø of tube shank >driver-Ø, tube shank fits against collar shoulder.

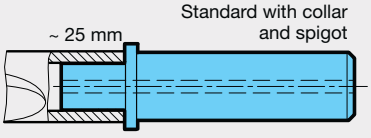

Single fluted gun drill accuracy

Basic tolerances*

The application of single-fluted gun drills can achieve a lower basic tolerance, as the cutting forces at the cutting edge are absorbed by the supporting strips, unlike twist drills where the slightest deviation of the two cutting edges causes a larger hole.

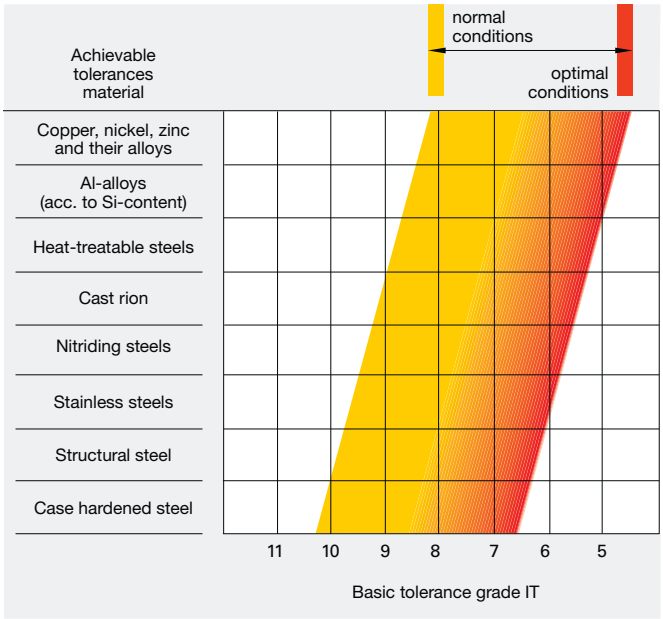

Alignment accuracy*

Because brazed single-fluted gun drills always have the precision carbide head brazed on to a flexible tube, the tool achieves very accurate aligned holes remaining unaffected by possible concentricity errors.
However, extreme material fluctuations and other influencing factors can impair the alignment accuracy.

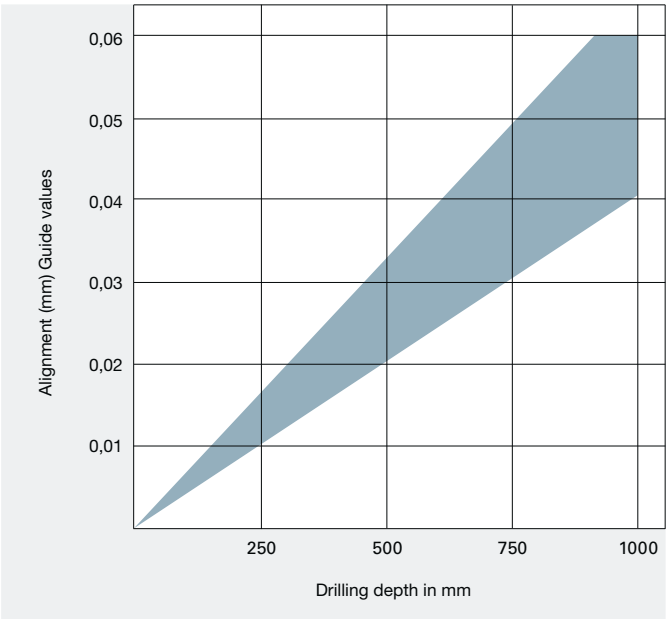

Surface quality*

The forces at the cutting edge are absorbed by the support bushes, which in return burnishes the surface.
Lubrication between the supporting strips and hole surface is therefore very important.
The better the lubricant, the better the surface quality.

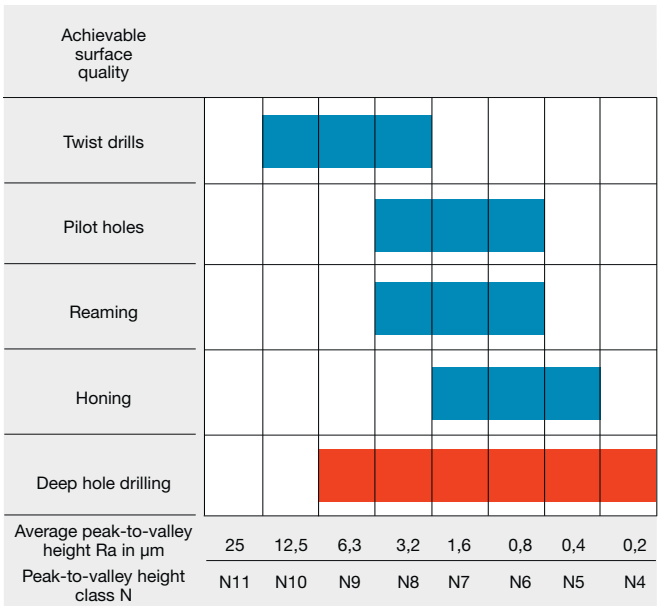

Deviation from concentricity*

When a hole is produced with, for example, a commercial twist drill, the quality of the point grind affects the concentricity of the hole. An imbalance of forces is created at the cutting edges. With gun drills, these cutting forces are absorbed by the supporting strips, resulting in excellent concentricity.

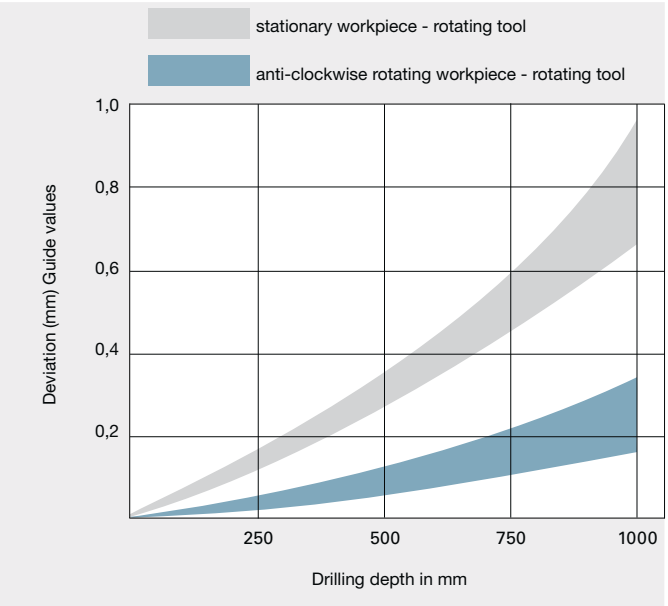

** Gun drills with two cutting edges – straight-fluted as well as spiral-fluted – achieve approx. twice of the values stated*

Hole straightness/deviation

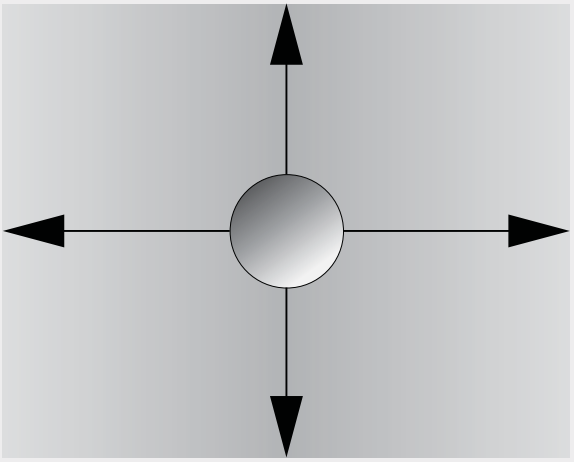

Hole distance to edge > 0.5xD

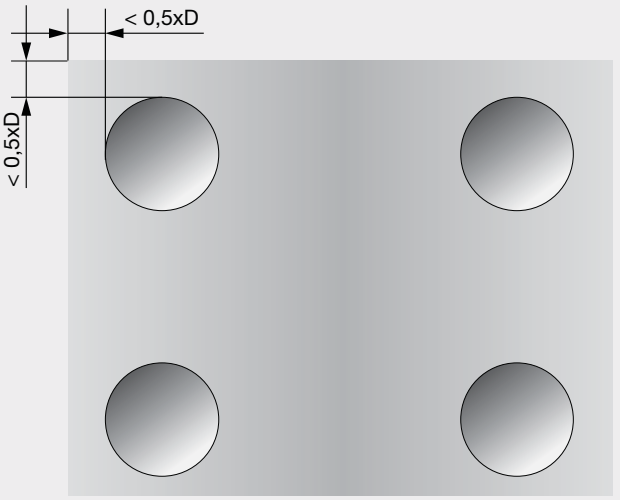

Hole distance to edge < 0.5xD

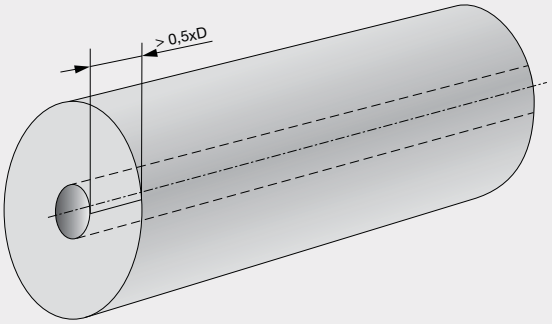

Sufficient wall distance
(> 0.5xD) > optimal

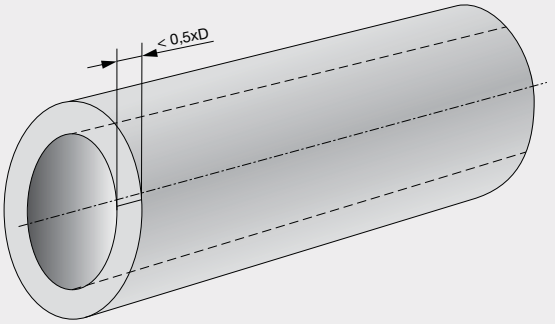

Minimum distance (0.5xD)
falling short → can lead to losses
in hole straightness

Coolant values

Please note:

- All gun drills must be applied with internal cooling, either air, water or oil. Without internal cooling the chips cannot be evacuated.
- All gun drills can be applied with oil as the medium for internal cooling. However, in this case a 30% higher pressure is required in order to achieve the same coolant volume.
- When MQL is applied with gun drills an increase in pressure may be necessary for smaller nominal diameters dependent on the pressure of the MQL system.
- If the cooling lubricant data is insufficient the cutting parameters may be reduced. Pressure boosting systems are also possible.
- With increased gun drill length a pressure increase has to be expected to transport the required coolant volume through the coolant ducts.

Coolant values EB 100

(Recommended values for soluble oil)

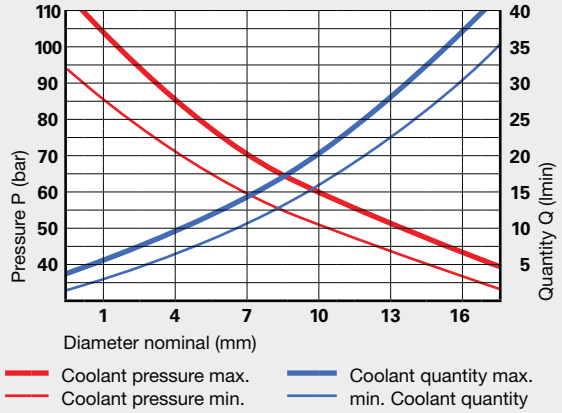

Coolant values EB 80

(Recommended values for soluble oil)

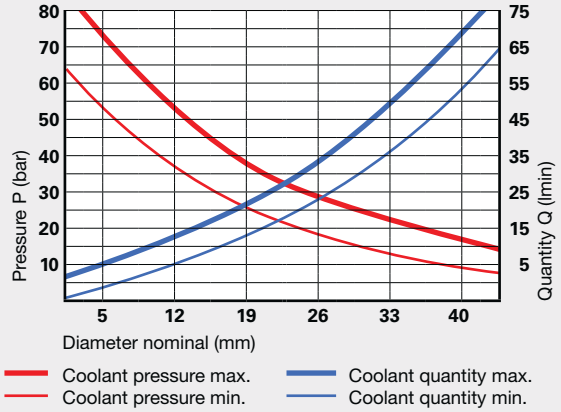

Coolant values ZB 80

(Recommended values for soluble oil)

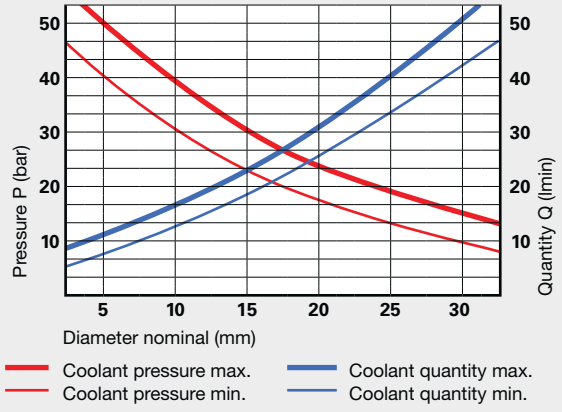

Coolant values EB 800

(Recommended values for soluble oil)

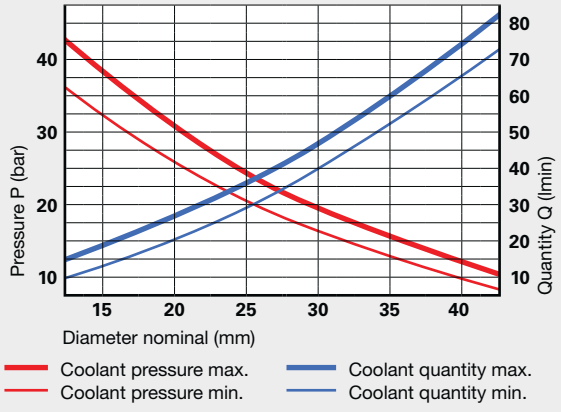

Application/Troubleshooting

Problem	Cause	Remedy
1. Cutting edge build up 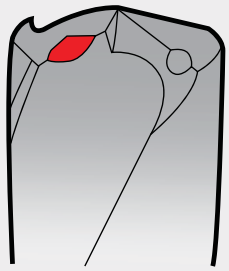	low cutting speed	increase cutting speed
	excessive honing of cutting lip	reduce cutting lip honing
	bright finish cutting lip	have tool coated
2. Crumbling of outer corners 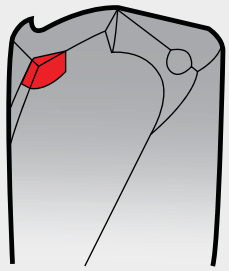	non rigid conditions, insufficient workpiece clamping	rigid clamping of workpiece
	deviation from concentricity too large	check and correct concentricity if possible
	interrupted cut	reduce feed
3. Heavy wear at flank 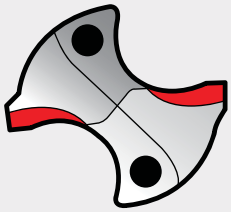	cutting speed too high	reduce cutting speed
	feed too low	increase feed
	clearance angle too small	increase clearance angle
4. Crumbling on cutting lips 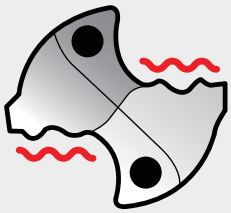	non rigid conditions, insufficient workpiece clamping	rigid clamping of workpiece
	interrupted cut	reduce feed
	max. wear values exceeded	reduce tool change intervals
	incorrect tool type	apply suitable tool)

Application/Troubleshooting

Problem	Cause	Remedy
5. Land wear 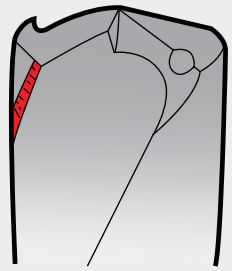	non rigid conditions, insufficient workpiece clamping	rigid clamping of workpiece
	deviation from concentricity too large	check and correct concentricity if possible
	back taper too small	reduce tool change intervals
	incorrect coolant (oil), coolant too weak	increase strength of coolant or use neat oil
6. Scoring on tool body 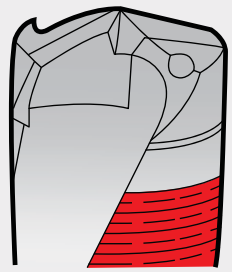	non rigid conditions, insufficient workpiece clamping	rigid clamping of workpiece
	deviation from concentricity too large	check and correct concentricity if possible
	interrupted cut	increase back taper
	abrasive workpiece material	increase strength of coolant or use neat oil
7. Heavy chisel edge wear 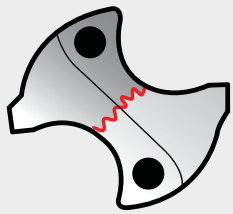	cutting speed too low	increase cutting speed
	feed too high	reduce feed
	excessive honing of cutting lip	reduce cutting lip honing
8. Crumbling at intersection, web thinning and cutting lip 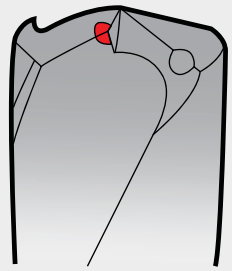	clearance angle too small	increase clearance angle
	excessive honing of cutting lip	reduce cutting lip honing
	incorrect tool type	apply suitable tool

Application/Troubleshooting

Problem	Cause	Remedy
9. Plastic deformation of outer corner 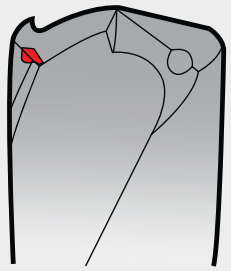	cutting speed too high	reduce cutting speed
	insufficient coolant volume	increase volume/pressure
	incorrect or no honing at corner	correct honing
10. Misalignment 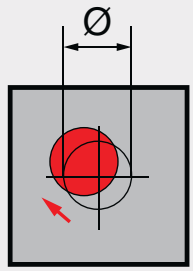	non rigid conditions, insufficient workpiece clamping	rigid clamping of workpiece
	deviation from concentricity too large	check and correct concentricity if possible
	spotting area transverse	use milling cutter (2-fluted) for spotting
	chisel edge too large	reduce chisel edge
11. Heavy burring on breakthrough 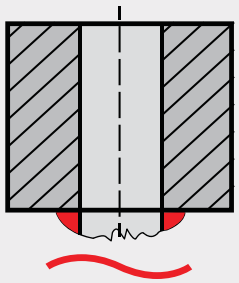	feed too high	reduce feed
	max. wear values exceeded	reduce tool change intervals
	excessive honing of cutting lip	reduce cutting lip honing
12. Unsatisfactory surface quality 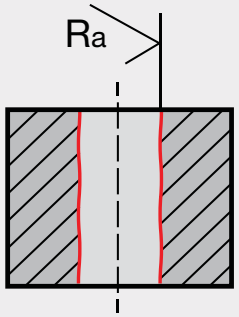	non rigid conditions, insufficient workpiece clamping	rigid clamping of workpiece
	deviation from concentricity too large	check and correct concentricity if possible
	insufficient coolant volume	increase volume/pressure

High speed steels

We only produce tools in the highest quality, carefully selected high speed grades. Depending on the alloying component, the tools have specific properties suited to the application case:

Tungsten, molybdenum: Increases the temper resistance and the wear resistance.
Vanadium: Increases the wear resistance.
Cobalt: Increases the wear resistance, increases the thermal hardness.

Guhring description	Type	Field of application, properties
HSS	Conventional high speed steel	Standard tool material for universal applications
HSCO / HSS-E	Cobalt-alloyed high speed steel	Tool material with high thermal hardness for increased demands, especially suitable for higher machining temperatures or unfavorable cooling.
M42	8% cobalt-alloyed high speed steel	Tool material with increased thermal resistance and hardness,suitable for machining difficult-to-machine materials.
HSS-E		
HSS-E-PM	Powder metallurgically produced cobalt-alloyed high speed steel	Tool material with a very dense and uniform structure. High hardness and thermal resistance, high wear resistance and cutting edge stability.

The most important carbide grades for Guhring tools

The following table lists the most important carbides that are available from Guhring ex-stock for general applications.

In more than 80% of applications known to Guhring, the results of DK460UF carbide grade tools together with a specially adapted coating could not be surpassed by any other carbide grades, including coated tools. This and the availability of the material ex-stock simplify tool selection immensely. For further information regarding the application of other carbide grades please contact our technical engineers.

Grade	Co-content [M-%]	Tungsten carbide grain size [µm]	Hardness [HV]	ISO classification [ISO 513]	Characteristics
DK460UF K40UF	10	0.6	1620	K20-K40	A carbide grade with wide range of application possibilities. It is applied, mostly coated, for the machining of steel, soft Al alloys, cast iron as well as “super alloys” such as Inconel 718. This grade is the backbone of our carbide production.
DK500UF K44UF	12	0.5	1690	K20-K30	The grade has been especially developed for hard machining. It possesses a higher hardness and deformation tolerance in comparison to DK460UF. Due to the high Co-content, a coated application is strongly recommended.
DK255F	8	0.7	1720	K20	The grade is recommended for hard machining, the machining of high tensile grey cast iron and hard AlSi-alloys. Dry machining is possible. A coated application is preferable.
DK120	6	1.3	1620	K15-K20	The grade is especially suitable for the application with diamond coating.
DK120UF	7	0.7	1850	K05-K10	Ultra fine grain type offering extreme wear resistance, suitable for absolutely rigid machines, preferred for reamers.
K55SF	9	0.2-0.4	1920	K05-K10	For application with high wear resistant materials, stainless steels, composite materials such as Kevlar and GRP, high speed machining and dry machining.
DK400N	10	0.7	1580	K20-K40	An extremely tough grade for the machining of high heat resistant metals.
DK256EH	10	0.6	1750	K20	The grade is especially suitable for the machining of nickel-based alloys.
K6UF	6	0.6	1870	K05-K10	Ultra fine grain type offering extreme wear resistance. Especially suitable for application with high wear resistant materials, composite materials, GRP and Kevlar.
K5UF	5	0.5	2010	K05-K10	Newly developed extremely hard grade for drilling and reaming. Especially suitable for application with composite materials and GRP.

Superhard tool materials

It is not only the extreme hardness of superhard tool materials but also their high heat-resistance which enables highest cutting rates and increased productivity. PCD (Poly-Crystalline Diamond) stands for maximum wear resistance. PCD's main field of application is the machining of aluminum and fiber composites. PcBN (Polycrystalline cubic Boron Nitride) finds application in ferrous materials. To unfold the full potential of these tool materials, the application on the most rigid of machine tools is recommended

Guhring description	Classification	Range of application	Average grain size	Diamond content
PCD	Fine grain	Aluminum and AlSi-alloys <10%Si, magnesium alloys, brass, copper, bronze, excellent cutting edge quality, high abrasion resistance, excellent surface qualities.	2-4 µm	> 90% PCD
	Medium grain	Universal grade (general finishing applications) AlSi-alloys <14%Si, copper alloys, graphite and graphite composite materials, fiber composite plastics, unsintered ceramic and carbide (<15% binding metal content) excellent resistance, good surface qualities.	5-10 µm	approx. 92% PCD
	Coarse grain	Roughing applications AlSi-alloys >14%Si and other abrasive machining applications, MMC, sintered ceramic and carbide (<15% binding metal content, extreme abrasion resistance, high shock resistance, long tool life with acceptable surface quality.	>25 µm	approx. 94% PCD
	Mixed grain	Abrasive machining applications (i.e.: >14% AlSi-alloys, MMC, fiber composite plastics) highest wear resistance, excellent shock resistance, extreme abrasion resistance with good edge roughness, long tool life with good surface quality.	4 µm+ 25 µm	approx. 95% PCD
PcBN 10..	Low CBN-content with carbide base	For finish machining of case hardened, hardened heat-treatable and tool steels, suitable for continuous and medium to heavily interrupted cutting with ap smaller 0.3 mm. High wear resistance, resistance to impact, temperature resistance, toughness.	<1-4 µm	40-65% CBN
PcBN 20..	High CBN-content with carbide base	For the machining of perlitic grey cast iron (> 45 HRC), PM-steels, chilled cast iron. Application in continuous and interrupted cutting with ap of 0.5-1.5 mm. High wear resistance, resistance to impact.	2-3 µm	70-90% CBN
PcBN 30..	High CBN-content without carbide base	Massive PcBN tool material suitable for roughing operations. Perlitic grey cast iron, hard casting, hardened steels. For application in clamping holders, drilling and boring tools, milling heads with jaw clamping. High wear resistance, resistance to impact.	2-20 µm	70-87% CBN

Definitions, dimensions and angles DIN ISO 5419 (extract; edition 06/98)

Twist drills with straight/Morse taper shank

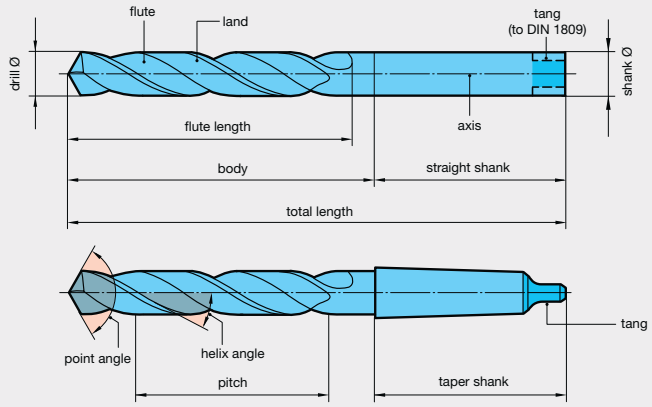

Cutting portion

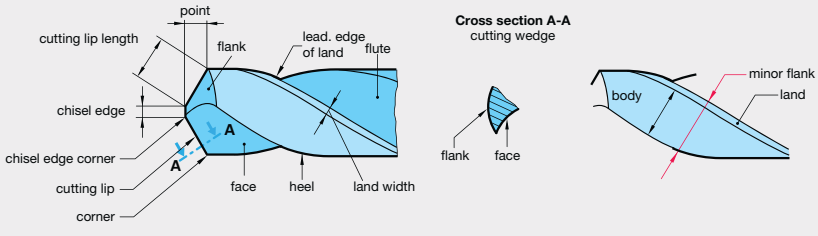

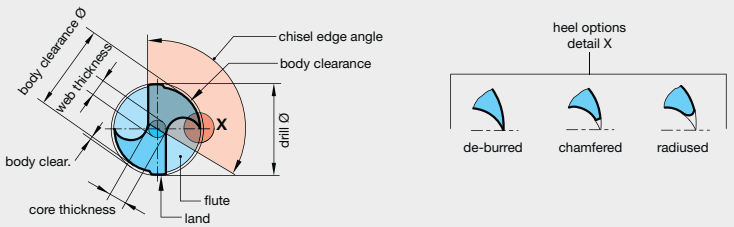

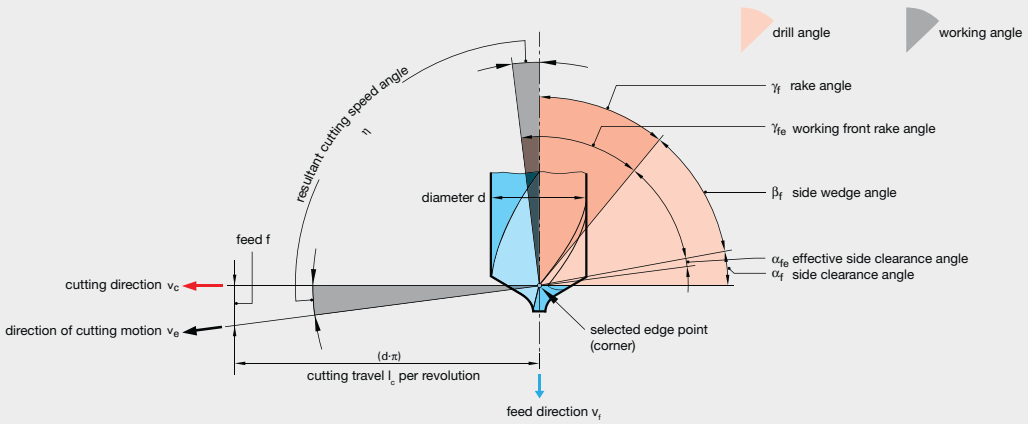

Special point geometry and manufacturing tolerances

Special point geometry to DIN 1412 (extract; edition 03/01)

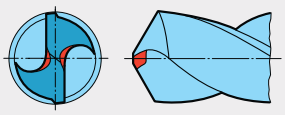

Form A
Thinned chisel edge

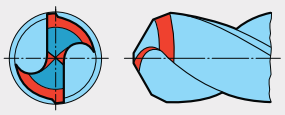

Form D
Point ground for cast iron

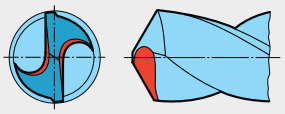

Form B
Thinned chisel edge with corrected cutting lips

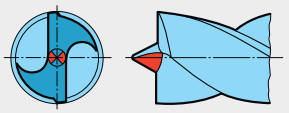

Form E
Brad point (center point)

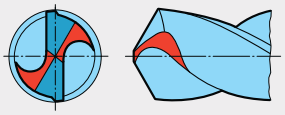

Form C
Split point

Twist drill manufacturing tolerances to DIN ISO 286, part 2

diameter (nominal size) up to and incl. mm	tolerance range µm h8	h7
0.38 … 0.60	10	7
0.95	12	8
3.00	14	10
6.00	18	12
10.00	22	15
18.00	27	18
30.00	33	21
50.00	39	25
80.00	46	30
120.00	54	35

* If you need tolerances other than ISO h8 please let us know. Additional charges for closer diameter tolerance see additional charges at the end of chapter Drilling Tools.

Reference to other relevant standards

DIN 228	Part 1 machine tapers; Morse tapers and metric tapers, taper shank
DIN 1414-1	Directions for design and use for high speed steel twist drills
DIN 6580	Definitions of the metal-cutting industry; motions and geometry of the cutting process
DIN 6581	Definitions of the metal-cutting industry; Cutting portion reference systems and angles

The standard descriptions above are given with the permission from the German Standards Institute (Deutsches Institut für Normung). The most recent editions of the standard sheets apply and are available in DIN A 4 format from Beuth-Verlag GmbH, D-10787 Berlin.

Outside Diameter (O.D.) Manufacturing Tolerances

Twist drills

h6 Tolerance Range	
Ø-range mm	tolerance range mm
> 0.600 - 0.950	+0.000 / -0.005
> 0.950 - 3.000	+0.000 / -0.006
> 3.000 - 6.000	+0.000 / -0.008
> 6.000 - 10.000	+0.000 / -0.009
> 10.000 - 18.000	+0.000 / -0.011
> 18.000 - 30.000	+0.000 / -0.013
> 30.000 - 50.000	+0.000 / -0.016

h7 Tolerance Range	
Ø-range mm	tolerance range mm
0.380 - 0.600	+0.000 / -0.007
> 0.600 - 0.950	+0.000 / -0.008
> 0.950 - 3.000	+0.000 / -0.010
> 3.000 - 6.000	+0.000 / -0.012
> 6.000 - 10.000	+0.000 / -0.015
> 10.000 -18.000	+0.000 / -0.018
> 18.000 - 30.000	+0.000 / -0.021
> 30.000 - 50.000	+0.000 / -0.025

h5 Tolerance Range	
Ø-range mm	tolerance range mm
≤ 3.000	+0.000 / -0.004
> 3.000 - 6.000	+0.000 / -0.005

h8 Tolerance Range	
Ø-range mm	tolerance range mm
0.380 - 0.600	+0.000 / -0.010
> 0.600 - 0.950	+0.000 / -0.012
> 0.950 - 3.000	+0.000 / -0.014
> 3.000 - 6.000	+0.000 / -0.018
> 6.000 - 10.000	+0.000 / -0.022
> 10.000 - 18.000	+0.000 / -0.027
> 18.000 - 30.000	+0.000 / -0.033
> 30.000 - 50.000	+0.000 / -0.039

m7 Tolerance Range	
Ø-range mm	tolerance range mm
0.800 - 3.000	+0.002 / +0.012
3.000 - 6.000	+0.004 / +0.016
> 6.000 - 10.000	+0.006 / +0.021
> 10.000 - 18.000	+0.007 / +0.025
> 18.000 - 30.000	+0.008 / +0.029

Carbide twist drills (Ratio drills)

Carbide twist drills (Ratio drills) DIN 6537

Applies to solid carbide twist drills with 2 or 3 cutting edges and straight shank to DIN 6535

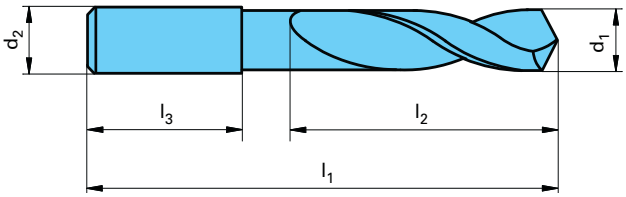

Dimensions in mm

nom. Ø-range up to d1m7	shank Ø d2h6	Ratio drills for 3 x D		Ratio drills for 5 x D		shank length l4
		overall length l1	max. flute length l2	overall length l1	max. flute length l2	
2.9...3.75	6	62	20	66	28	36
4.75	6	66	24	74	36	36
6.00	6	66	28	82	44	36
7.00	8	79	34	91	53	36
8.00	8	79	41	91	53	36
10.00	10	89	47	103	61	40
12.00	12	102	55	118	71	45
14.00	14	107	60	124	77	45
16.00	16	115	65	133	83	48
18.00	18	123	73	143	93	48
20.00	20	131	79	153	101	50

Carbide twist drills (Ratio drills)

Carbide twist drills (Ratio drills) DIN 6538

Applies to twist drills with brazed carbide tip or head with reinforced straight shank (steel) to DIN 6535. The brazed head can be a part or the complete cutting portion.

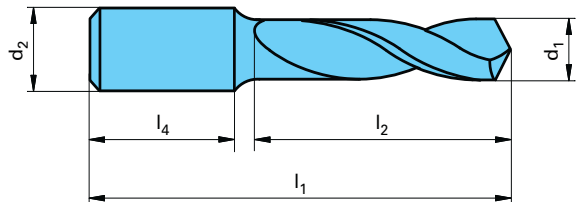

Dimensions in mm

nom. Ø-range up to d1h7	shank Ø d2h6	Ratio drills for 3 x D		Ratio drills for 5 x D		Ratio drills for 7 x D		shank length l4
		overall length l1	max. flute length l2	overall length l1	max. flute length l2	overall length l1	max. flute length l2	
9.5...12.0	16	103	51	127	75	151	99	48
14.0	16	111	59	139	87	167	115	48
16.0	20	122	68	154	100	186	132	50
18.0	20	130	76	166	112	202	148	50
20.0	25	144	84	184	124	224	164	56
22.0	25	153	93	197	137	241	181	56
24.0	25	161	101	209	149	257	197	56
26.0	32	174	110	226	162	278	214	60
28.0	32	182	118	238	174	294	230	60
30.0	32	190	126	250	186	310	246	60

Carbide twist drills (Ratio drills) DIN 6539

Applies to solid carbide twist drills with parallel shank, i.e. equal nom. drill and shank diameter.

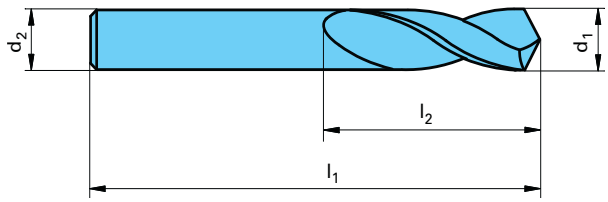

Dimensions in mm

nom. Ø-range up to (= shank Ø d2) d1	overall length l1	flute length l2
1.90...2.12	38	12
2.36	40	13
2.65	43	14
3.00	46	16
3.35	49	18
3.75	52	20
4.25	55	22
4.75	58	24
5.30	62	26
6.00	66	28
6.70	70	31
7.50	74	34
8.00	79	37
8.50	79	37
9.50	84	40

nom. Ø-range up to (= shank Ø d2) d1	overall length l1	flute length l2
10.00	89	43
10.60	89	43
11.80	95	47
12.00	102	51
13.20	102	51
14.00	107	54
15.00	111	56
16.00	115	58
17.00	119	60
18.00	123	62
19.00	127	64
20.00	131	66

Straight shank twist drills

dia. to (incl.) mm	DIN 338		DIN 339		DIN 340		DIN 1897		DIN 1869 Extra length twist drills					
									series 1		series 2		series 3	
	total length	flute length	total length	flute length	total length	flute length	total length	flute length	total length	flute length	total length	flute length	total length	flute length
	mm		mm		mm		mm		mm		mm		mm	
≤ 0.24	19	2.5					19	1.5						
0.30	19	3					19	1.5						
0.38	19	4					19	2						
0.48	20	5			30*	10*	19	2.5						
0.53	22	6			32*	12*	20	3						
0.60	24	7	32*	15*	35*	15*	21	3.5						
0.67	26	8	36*	18*	38*	18*	22	4						
0.75	28	9	39*	20*	42*	21*	23	4.5						
0.85	30	10	42*	22*	46*	25*	24	5						
0.95	32	11	45*	24*	51*	29*	25	5.5						
1.06	34	12	48	26	56	33	26	6						
1.18	36	14	50	28	60	37	28	7						
1.32	38	16	52	30	65	41	30	8						
1.50	40	18	55	33	70	45	32	9						
1.70	43	20	58	35	76	50	34	10	115*	75*				
1.90	46	22	62	38	80	53	36	11	120*	80*				
2.12	49	24	66	41	85	56	38	12	125	85	160*	110*	205*	135*
2.36	53	27	70	44	90	59	40	13	135	90	170*	115*	215*	145*
2.65	57	30	74	47	95	62	43	14	140	95	180*	120*	225*	150*
3.00	61	33	79	51	100	66	46	16	150	100	190	130	240*	160*
3.35	65	36	84	55	106	69	49	18	155	105	200	135	250*	170*
3.75	70	39	91	60	112	73	52	20	165	115	210	145	265	180
4.25	75	43	96	64	119	78	55	22	175	120	220	150	280	190
4.75	80	47	102	69	126	82	58	24	185	125	235	160	295	200
5.30	86	52	108	74	132	87	62	26	195	135	245	170	315	210
6.00	93	57	116	80	139	91	66	28	205	140	260	180	330	225
6.70	101	63	124	86	148	97	70	31	215	150	275	190	350	235
7.50	109	69	133	93	156	102	74	34	225	155	290	200	370	250
8.50	117	75	142	100	165	109	79	37	240	165	305	210	390	265
9.50	125	81	151	107	175	115	84	40	250	175	320	220	410	280
10.60	133	87	162	116	184	121	89	43	265	185	340	235	430	295
11.80	142	94	173	125	195	128	95	47	280*	195*	365*	250*	455*	310*
13.20	151	101	184	134	205	134	102	51	295*	205*	375*	260*	480*	330*
14.00	160	108	194	142	214	140	107	54						
15.00	169	114	202	147	220	144	111	56						
16.00	178	120	211	153	227	149	115	58						
17.00	184	125	218	159	235	154	119	60						
18.00	191	130	226	165	241	158	123	62						
19.00	198	135	234	171	247	162	127	64						
20.00	205	140	242	177	254	166	131	66						
21.20					261	171	136	68						
22.40					268	176	141	70						
23.60					275	180	146	72						
25.00					282	185	151	75						
26.50					290	190	156	78						
28.00					298	195	162	81						
30.00					307	201	168	84						
31.50					316	207	174	87						
33.50							180	90						
35.50							186	93						
37.50							193	96						
40.00							200	100						
42.50							207	104						
45.00							214	108						
47.50							221	112						
50.00							228	116						

Guhring delivers twist drills to Guhring standard up to total length of 1000 mm
Guhring no. 242, 243, 244

* Guhring std.

Morse taper twist drills

dia. to (incl.) mm	DIN 345			DIN 346			DIN 341			Bushing drills with oversize taper*			GV/VA-drills* for drilling difficult materials			DIN 1870 Extra length twist drills series 1			DIN 1870 Extra length twist drills series 2		
	total length	flute length	Morse taper	total length	flute length	Morse taper	total length	flute length	Morse taper	total length	flute length	Morse taper	total length	flute length	Morse taper	total length	flute length	Morse taper	total length	flute length	Morse taper
	mm			mm			mm			mm			mm			mm			mm		
2.65	111*	30*	1*																		
3.00	114	33	1																		
3.35	117	36	1																		
3.75	120	39	1																		
4.25	124	43	1				145*	64*	1*												
4.75	128	47	1				150*	69*	1*												
5.30	133	52	1				155	74	1												
6.00	138	57	1				161	80	1												
6.70	144	63	1				167	86	1												
7.50	150	69	1				174	93	1												
8.50	156	75	1				181	100	1				130	49	1	265	165	1	330	210	1
9.50	162	81	1				188	107	1				134	53	1	275	175	1	345	220	1
10.60	168	87	1	185*	87*	2*	197	116	1	214	116	2	138	57	1	285	185	1	360	235	1
11.80	175	94	1	192*	94*	2*	206	125	1	223	125	2	142	61	1	300	195	1	375	250	1
13.20	182	101	1	199	101	2	215	134	1	232	134	2	147	66	1	310	205	1	395	260	1
14.00	189	108	1	206	108	2	223	142	1	240	142	2	168	70	2	325	220	1	410	275	1
15.00	212	114	2	235*	114*	3*	245	147	2	268	147	3	172	74	2	340	220	2	425	275	2
16.00	218	120	2	241*	120*	3*	251	153	2	274	153	3	176	78	2	355	230	2	445	295	2
17.00	223	125	2	246*	125*	3*	257	159	2	280	159	3	179	81	2	355	230	2	445	295	2
18.00	228	130	2	251*	130*	3*	263	165	2	286	165	3	183	85	2	370	245	2	465	310	2
19.00	233	135	2	256	135	3	269	171	2	292	171	3	186	88	2	370	245	2	465	310	2
20.00	238	140	2	261	140	3	275	177	2	298	177	3	212	91	3	385	260	2	490	325	2
21.20	243	145	2	266	145	3	282	184	2	305	184	3	216	95	3	385	260	3	490	325	3
22.40	248	150	2	271	150	3	289	191	2	312	191	3	219	98	3	405	270	3	515	345	3
23.02	253	155	2	276	155	3	296	198	2	319	198	3	222	101	3	405	270	3	515	345	3
23.60	276	155	3	304*	155*	4*	319	198	3	347	198	4	222	101	3	425	270	3	535	345	3
25.00	281	160	3	309*	160*	4*	327	206	3	355	206	4	225	104	3	440	290	3	555	365	3
26.50	286	165	3	314*	165*	4*	335	214	3	363	214	4	256	107	4	440	290	3	555	365	3
28.00	291	170	3	319	170	4	343	222	3	371	222	4	259	110	4	460	305	3	580	385	3
30.00	296	175	3	324	175	4	351	230	3	379	230	4	263	114	4	460	305	3	580	385	3
31.50	301	180	3	329	180	4	360	239	3	388	239	4	266	117	4	480	320	3	610	410	3
31.75	306	185	3	334	185	4	369	248	3	397	248	4	269	120	4	480	320	3	610	410	3
33.50	334	185	4	372*	185*	5*	397	248	4	435	248	5	269	120	4	505	320	4	635	410	4
35.50	339	190	4	377*	190*	5*	406	257	4				272	123	4	530	340	4	665	430	4
37.50	344	195	4	382*	195*	5*	416	267	4				276	127	4	530	340	4	665	430	4
40.00	349	200	4	387*	200*	5*	426	277	4				317	130	5	555	360	4	695	460	4
42.50	354	205	4	392	205	5	436	287	4				320	133	5	555	360	4	695	460	4
45.00	359	210	4	397	210	5	447	298	4				323	136	5	585	385	4	735	490	4
47.50	364	215	4	402	215	5	459	310	4							585	385	4	735	490	4
50.00	369	220	4	407	220	5	470	321	4							605	405	4	765	510	4
50.80	374	225	4	412	225	5	475*	326*	4*												
53.00	412	225	5	479*	225*	6*	513*	326*	5*												
56.00	417	230	5	484*	230*	6*	518*	331*	5*												
60.00	422	235	5	489*	235*	6*	523*	336*	5*												
63.00	427	240	5	494*	240*	6*															
67.00	432	245	5	499	245	6															
71.00	437	250	5	504	250	6															
75.00	442	255	5	509	255	6															
76.50	447	260	5	514	206	6															
80.00	514	260	6																		
85.00	519	265	6																		
90.00	524	270	6																		
95.00	529	275	6																		
100.00	534	280	6																		
106.00	539*	285*	6*																		

Guhring delivers twist drills to Guhring standard up to total length of 1000 mm Guhring no. 293, 298, 299, 563, 564, 565, 566

* Guhring std.

Straight shank subland drills, 90° step angle

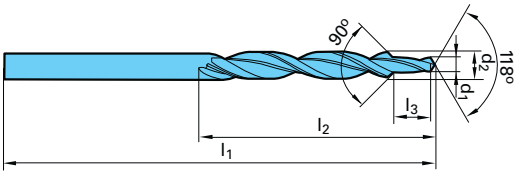

body Ø d2 h8 mm	step Ø d1 h9 mm	overall length l1 mm	step length l2 mm	step length l3 mm	for thread	range of application
			HSS DIN 8378/	Carbide Guhring std.		
3.4	2.5	70	39	8.8	M 3	For tapping size holes to DIN 336 and countersinks in accordance with clearance holes to DIN-ISO 273 (old) and DIN EN 20273 »medial tolerance«.
4.5	3.3	80	47	11.4	M 4	
5.5	4.2	93	57	13.6	M 5	
6.6	5.0	101	63	16.5	M 6	
9.0	6.8	125	81	21.0	M 8	
11.0	8.5	142	94	25.5	M10	
13.5	10.2	160	108	30.0	M12	
DIN 8374 for countersinks, fine tolerance						
6.0	3.2	93	57	9.0	M 3	For clearance holes to DIN-ISO 273 (old). DIN EN 20273 »fine tolerance« and screwhead countersinks form A and B to DIN 74 part 1 (old) »fine tolerance« and screwhead countersinks to DIN 74 form F. For screws to DIN 963 (old) and DIN 964 (old).
8.0	4.3	117	75	11.0	M 4	
10.0	5.3	133	87	13.0	M 5	
11.5	6.4	142	94	15.0	M 6	
15.0	8.4	169	114	19.0	M 8	
19.0	10.5	198	135	23.0	M10	
Guhring std. for countersinks, medial tolerance						
6.6	3.4	101	63	9.0	M 3	For clearance holes to DIN-ISO 273 (old) and screwhead countersinks form A and B to DIN 74 part 1 (old) »medial tolerance«. For screws to DIN 963 (old) and DIN 964 (old).
9.0	4.5	125	81	11.0	M 4	
11.0	5.5	142	94	13.0	M 5	
13.0	6.6	151	101	15.0	M 6	
17.2	9.0	191	130	19.0	M 8	
DIN 8374 for countersinks, medial tolerance						
7.5	3.4	109	69	9.0	M 3	For clearance holes to DIN-ISO 273 (old) and screwhead countersinks form A and B to DIN 74 part 1 (old) »medial tolerance«. For screws to DIN 963 (old) and DIN 964 (old).
9.7	4.5	133	87	11.0	M 4	
12.0	5.5	151	101	13.0	M 5	
14.5	6.6	169	114	15.0	M 6	
19.9	9.0	198	135	19.0	M 8	

Straight shank subland drills, 180° step angle

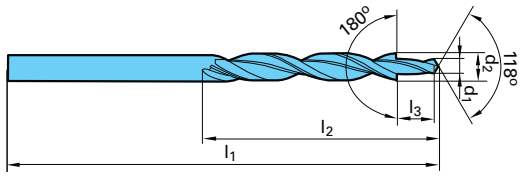

body Ø d2 h8 mm	step Ø d1 h9 mm	overall length l1 mm	flute length l2 mm	step length l3 mm	for thread	range of application
			HSS DIN 8376/	Carbide Guhring std.		
6.0**	3.4	93**	57**	9.0	M 3	For clearance holes to DIN-ISO 273 (old), DIN EN 20273 »medial tolerance«, screwhead countersinks to DIN 974-1 and screwhead countersinks form H, J and K to DIN 74 part 2 (old): »medial tolerance«. For screws to DIN 84 (old), 912 (old), 6912, 7513 and DIN 7984.
6.5	3.4	101	63	9.0	M 3	
8.0	4.5	117	75	11.0	M 4	
10.0	5.5	133	87	13.0	M 5	
11.0	6.6	142	94	15.0	M 6	
15.0	9.0	169	114	19.0	M 8	
18.0	11.0	191	130	23.0	M10	
Guhring std.						
6.0	3.2	93	57	9.0	M 3	For clearance holes to DIN-ISO 273 (old) and screwhead countersinks form H, J and K to DIN 74 part 2 (old): »fine tolerance«. For screws to DIN 84 (old), 912 (old), 6912, 7513 and DIN 7984.
8.0	4.3	117	75	11.0	M 4	
Guhring std. for countersinks, fine tolerance (old*)						
5.9	3.2	93	57	11.0	M 3	For screws to DIN 84 (old), DIN 912 (old) and DIN 6912. For old type screwhead countersinks form H, J and K to DIN 75 part 2: »fine tolerance«.
7.4	4.3	109	69	13.0	M 4	
9.4	5.3	125	81	16.0	M 5	
10.4	6.4	133	87	19.0	M 6	
13.5	8.4	160	108	22.0	M 8	
16.5	10.5	184	125	25.0	M10	
Guhring std. for countersinks, medial tolerance (old*)						
8.0	4.8	117	75	13.0	M 3	For screws to DIN 84 (old), DIN 912 (old) and DIN 6912. For old type screwhead countersinks form H, J and K to DIN 75 part 2: »medial tolerance«.
10.0	5.8	133	87	16.0	M 4	
11.0	7.0	142	94	19.0	M 5	
14.5	9.5	169	114	22.0	M 6	
17.5	11.5	191	130	25.0	M 8	

* DIN 75, part 2; ** Guhring std

Morse taper subland drills, 90° step angle

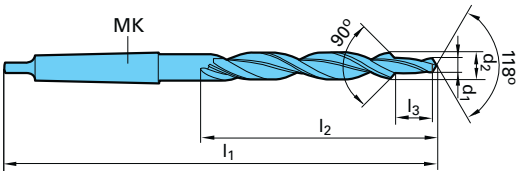

body Ø d2 h8 mm	step Ø d1 h9 mm	overall length l1 mm	flute length l2 mm	Morse taper MK	step length l3 mm	for thread	range of application
Guhring std.							
11.0	5.5	175	94	1	13.0	M 5	For clearance holes to DIN-ISO 273 (old), DIN EN 20273 »medial tolerance«, screwhead countersinks to DIN 74 form F and screwhead countersinks form A and B to DIN 74 part 1 (old) »medial tolerance«. For screws to DIN 963 (old) and DIN 964 (old).
13.0	6.6	182	101	1	15.0	M 6	
17.2	9.0	228	130	2	19.0	M 8	
21.5	11.0	248	150	2	23.0	M10	
26.0	14.0	286	165	3	27.0	M12	
29.0	16.0	296	175	3	31.0	M14	
DIN 8375							
12.0	5.5	182	101	1	13.0	M 5	For clearance holes to DIN-ISO 273 (old), DIN EN 20273 »medial tolerance«, screwhead countersinks to DIN 74 form F and screwhead countersinks form A and B to DIN 74 part 1 (old) »medial tolerance«. For screws to DIN 963 (old) and DIN 964 (old).
14.5	6.6	---	108	1	15.0	M 6	
19.0	9.0	253	135	2	19.0	M 8	
23.0	11.0	248	155	2	23.0	M10	
Guhring std.							
11.5	6.4	175	94	1	15.0	M 6	For clearance holes to DIN-ISO 273 (old) and screwhead countersinks form A and B to DIN 74 part 1 (old) »fine tolerance«. For screws to DIN 963 (old) and DIN 964 (old).
15.0	8.4	212	114	2	19.0	M 8	
19.0	10.5	233	135	2	23.0	M10	
23.0	13.0	253	155	2	27.0	M12	
26.0	15.0	286	165	3	31.0	M14	
30.0	17.0	296	175	3	35.0	M16	
DIN 8379							
9.0	6.8	162	81	1	21.0	M 8	For tapping size holes to DIN 336, DIN EN 20273 »medial tolerance« and countersinks in accordance with clearance holes to DIN-ISO 273 (old).
11.0	8.5	175	94	1	25.5	M10	
13.5	10.2	189	108	1	30.0	M12	
15.5	12.0	218	120	2	34.5	M14	
17.5	14.0	228	130	2	38.5	M16	
20.0	15.5	238	140	2	43.5	M18	
22.0	17.5	248	150	2	47.5	M20	

Morse taper subland drills, 180° step angle

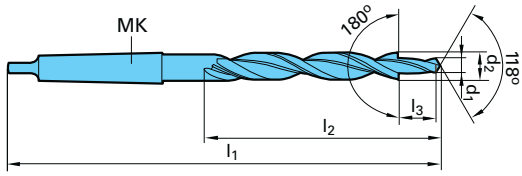

body Ø d2 h8 mm	step Ø d1 h9 mm	overall length l1 mm	flute length l2 mm	Morse taper MK	step length l3 mm	for thread	range of application
HSS DIN 8377/ Carbide Guhring std.							
10,0	5,5	168	87	1	13,0	M 5	For clearance holes to DIN-ISO 273 (old), DIN EN 20273 »medial tolerance«, screwhead countersinks to DIN 974-1 and screwhead countersinks form H, J and K to DIN 74 part 2 (old): »medial tolerance«. For screws to DIN 84 (old), 912 (old), 6912, 7513 and DIN 7984.
11,0	6,6	175	94	1	15,0	M 6	
15,0	9,0	212	114	2	19,0	M 8	
18,0	11,0	228	130	2	23,0	M10	
20,0	13,5	238	140	2	27,0	M12	
24,0	15,5	281	160	3	31,0	M14	
26,0	17,5	286	165	3	35,0	M16	
30,0	20,0	296	175	3	39,0	M18	
33,0	22,0	334	185	4	43,0	M20	
Guhring std.							
10,0	5,3	168	87	1	13,0	M 5	For clearance holes to DIN-ISO 273 (old) and screwhead countersinks form H, J and K to DIN 74 part 2 (old): »fine tolerance«. For screws to DIN 84 (old), 912 (old), 6912, 7513 and DIN 7984.
11,0	6,4	175	94	1	15,0	M 6	
15,0	8,4	212	114	2	19,0	M 8	
18,0	10,5	228	130	2	23,0	M10	
20,0	13,0	238	140	2	27,0	M12	
24,0	15,0	281	160	3	31,0	M14	
26,0	17,0	286	165	3	35,0	M16	
Werksnorm für Senkungen, Ausführung fein (alt*)							
9,4	5,3	162	81	1	16,0	M 5	For screws DIN 84 (old), DIN 912 (old) and DIN 6912. For old countersinks form H, J and K to DIN 75 part 2: »fine tolerance«.
10,4	6,4	168	87	1	19,0	M 6	
13,5	8,4	189	108	1	22,0	M 8	
16,5	10,5	223	125	2	25,0	M10	
19,0	13,0	233	135	2	28,0	M12	
23,0	15,0	253	155	2	30,0	M14	
25,0	17,0	281	160	3	33,0	M16	
28,0	19,0	291	170	3	36,0	M18	
31,0	21,0	301	180	3	39,0	M 20	
Werksnorm für Senkungen, Ausführung mittel (alt*)							
10,0	5,8	168	87	1	16,0	M 5	For screws DIN 84 (old), DIN 6912. For old countersinks form H, J and K to DIN 75 part 2: »medial tolerance«.
11,0	7,0	175	94	1	19,0	M 6	
14,5	9,5	212	114	2	22,0	M 8	
17,5	11,5	228	130	2	25,0	M10	
20,0	14,0	238	140	2	28,0	M12	
24,0	16,0	281	160	3	30,0	M14	
26,0	18,0	286	165	3	33,0	M16	
29,0	20,0	296	175	3	36,0	M18	
33,0	23,0	334	185	4	39,0	M20	

inches	mm	inches	mm	inches	mm	inches	mm	MK	inches	mm	for thread	range of application
British Standard												
19/32	15.08	25/64	9.92	8 5/8	219	4 3/4	121	2	3/4	19.05	3/8 inch	For British Standard caphead screws.
21/32	16.67	29/64	11.51	8 3/4	222	4 7/8	124	2	7/8	22.22	7/16 inch	
25/32	19.84	33/64	13.10	9 3/8	238	5 1/2	140	2	1	25.40	1/2 inch	

* DIN 75, part 2

Straight shank core drills

diameter up to incl. mm	DIN 344				
	overall length mm	flute length mm	diameter up to incl. mm	overall length mm	flute length mm
4.25	96*	64*	11.70	173	125
4.75	102*	69*	13.20	184	134
5.30	108	74	14.00	194	142
6.00	116	80	15.00	202	147
6.70	124	86	16.00	211	153
7.50	133	93	17.00	218	159
8.50	142	100	18.00	226	165
9.50	151	107	19.00	234	171
10.60	162	116	20.00	242	177

Shell-core drills

DIN 222		
nom. Ø up to incl. mm	overall length mm	nom. Ø of hole mm
35.5	45	13
45.0	50	16
53.0	56	19
63.0	63	22
75.0	71	27
90.0	80	32
101.6	90	40

Taper shank core drills

diameter up to incl. mm	DIN 343			DIN 1864		
	overall length mm	flute length mm	Morse taper	overall length mm	flute length mm	Morse taper
7.50	150*	69*	1*	174*	93*	1*
8.50	156*	75*	1*	181*	100*	1*
9.50	162	81	1	188	107	1
10.60	168	87	1	197	116	1
11.70	175	94	1	206	125	1
13.20	182	101	1	215	134	1
14.00	189	108	1	223	142	1
15.00	212	114	2	245	147	2
16.00	218	120	2	251	153	2
17.00	223	125	2	257	159	2
18.00	228	130	2	263	165	2
19.00	233	135	2	269	171	2
20.00	238	140	2	275	177	2
21.20	243	145	2	282	184	2
22.40	248	150	2	289	191	2
23.60	253	155	2	296	198	2
25.00	281	160	3	327	206	3
26.50	286	165	3	335	214	3
28.00	291	170	3	343	222	3
30.00	296	175	3	351	230	3
31.50	301	180	3	360	239	3
33.50	334	185	4			
35.50	339	190	4			
37.50	344	195	4			
40.00	349	200	4			
42.50	354	205	4			
45.00	359	210	4			
47.50	364	215	4			
50.00	369	220	4			

*Guhring std.

Micro-precision drills (total length 25 mm)

DIN 1899					
diameter up to incl. mm	shank Ø mm	flute length mm	diameter up to incl. mm	shank Ø mm	flute length mm
from 0.1 . . . 0.12	1.0	0.5	0.67	1.0	4.2
0.15	1.0	0.8	0.75	1.0	4.8
0.19	1.0	1.1	0.79	1.0	5.3
0.24	1.0	1.5	0.85	1.5	5.3
0.30	1.0	1.9	0.95	1.5	6.0
0.38	1.0	2.4	1.06	1.5	6.8
0.48	1.0	3.0	1.18	1.5	7.6
0.53	1.0	3.4	1.32	1.5	8.5
0.60	1.0	3.9	1.45	1.5	9.5

High speed steel straight shanks, DIN 1835-1 (extract)

Form A, plain

Dimensions in mm

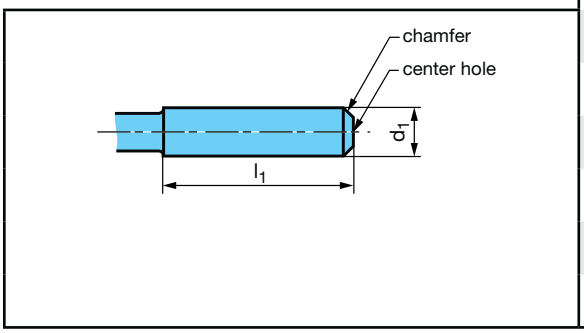

d_1 h8	l_1 +2 0	d_1 h8	l_1 +2 0	d_1 h8	l_1 +2 0
3	28	12	45	50	80
4	28	16	48	63	90
5	28	20	50		
6	36	25	56		
8	36	32	60		
10	40	40	70		

Form B, with drive flat

Dimensions in mm

with one drive flat
for d1 = 6 ... 20 mm

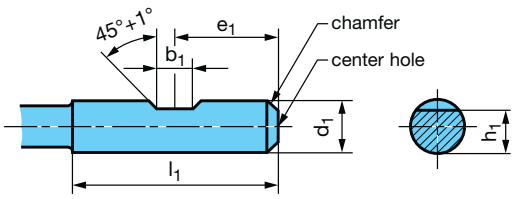

with two drive flats
for d1 = 25 ... 63 mm

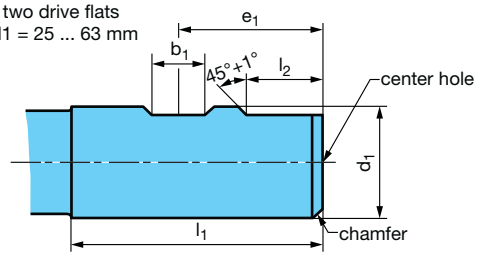

d_1 h6	b_1 +0,05 0	e_1 0 -1	h_1 h13	l_1 +2 0	l_2 +1 0	center hole form R DIN 332 sect. 1
6	4.2	18	4.8	36	-	1.6x2.5
8	5.5	18	6.6	36	-	1.6x3.35
10	7	20	8.4	40	-	1.6x3.35
12	8	22.5	10.4	45	-	1.6x3.35
16	10	24	14.2	48	-	2.0x4.25
20	11	25	18.2	50	-	2.5x5.3
25	12	32	23	56	17	2.5x5.3
32	14	36	30	60	19	3.15x6.7
40	14	40	38	70	19	3.15x6.7
50	18	45	47.8	80	23	3.15x6.7
63	18	50	60.8	90	23	3.15x6.7

Form D, screwed shank

Dimensions in mm

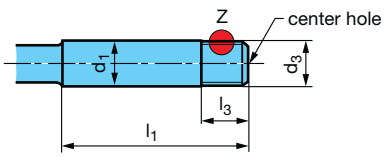

Detail Z
(cross section)
thread profile to
DIN ISO 228 part 1

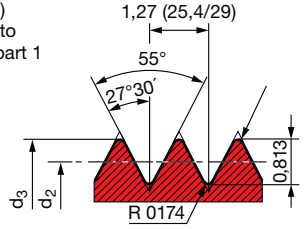

d_1 h8	d_3	tol. zone	d_2	tol. zone	l_1 +2 0	l_3 +2 0	center hole form R DIN 332 sect. 1
6	5.9	0 -0.1	5.087	0 -0.1	36	10	1.6 x 2.5
10	9.9	0 -0.1	9.087	0 -0.1	40	10	1.6 x 3.35
12	11.9	0 -0.1	11.087	0 -0.1	45	10	1.6 x 3.35
16	15.9	0 -0.1	15.087	0 -0.1	48	10	2.0 x 4.25
20	19.9	0 -0.15	19.087	0 -0.15	50	15	2.5 x 5.3
25	24.9	0 -0.15	24.087	0 -0.15	56	15	2.5 x 5.3
32	31.9	0 -0.15	31.087	0 -0.15	60	15	3.15 x 6.7

Carbide straight shanks DIN 6535 for twist drills and end mills

Form HA, plain

Dimensions in mm

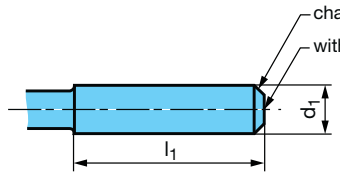

d_1 h6	l_1 +2 0	d_1 h6	l_1 +2 0
2	28	14	45
3	28	16	48
4	28	18	48
5	28	20	50
6	36	25	56
8	36	32	60
10	40		
12	45		

Form HB, with drive flat

Dimensions in mm

with **one** drive flat
for d1 = 6 and 20 mm

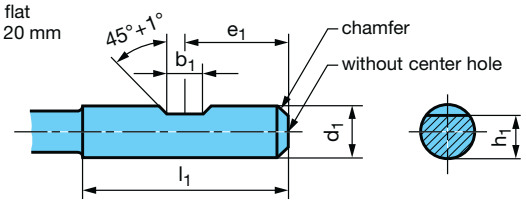

with **two** drive flats
for d1 = 25 and 32 mm

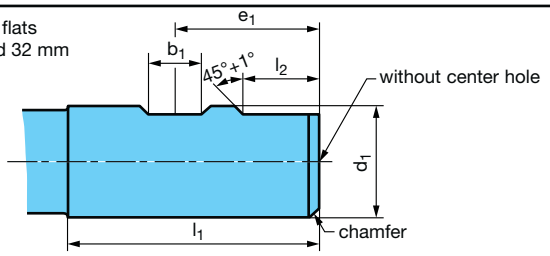

d_1 h6	b_1 +0,05 0	e_1 0 -1	h_1 h11	l_1 +2 0	l_2 +1 0
6	4.2	18	5.1	36	–
8	5.5	18	6.9	36	–
10	7	20	8.5	40	–
12	8	22.5	10.4	45	–
14	8	22.5	12.7	45	–
16	10	24	14.2	48	–
18	10	24	16.2	48	–
20	11	25	18.2	50	–
25	12	32	23	56	17
32	14	36	30	60	19

Form HE, with whistle notch flat without coolant ducts*

* Design: Straight shanks to DIN 6335 are available with or without oil feed holes. Applications for various tools, dimensions and position of oil feed holes are fully described within the standard range sections.

Dimensions in mm

for d_1 = 6 to 20 mm

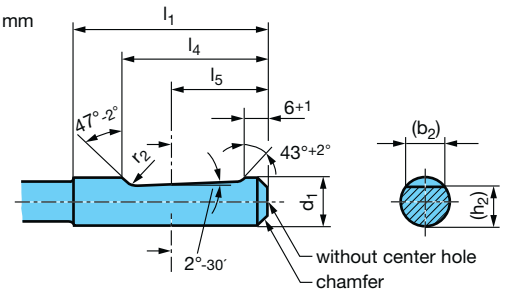

for d_1 = 25 and 32 mm

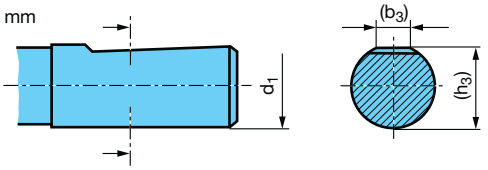

d_1 h6	(b_2) ≈	(b_3)	h_2 h11	(h_3)	l_1 +2 0	l_4 0 -1	l_5 Dim. nom.	r_2 min.
6	4,3	–	5,1	–	36	25	18	1,2
8	5,5	–	6,9	–	36	25	18	1,2
10	7,1	–	8,5	–	40	28	20	1,2
12	8,2	–	10,4	–	45	33	22,5	1,2
14	8,1	–	12,7	–	45	33	22,5	1,2
16	10,1	–	14,2	–	48	36	24	1,6
18	10,8	–	16,2	–	48	36	24	1,6
20	11,4	–	18,2	–	50	38	25	1,6
25	13,6	9,3	23,0	24,1	56	44	32	1,6
32	15,5	9,9	30,0	31,2	60	48	35	1,6

Morse taper shanks DIN 228 part 1 (extract)

Form B, Morse taper with tang

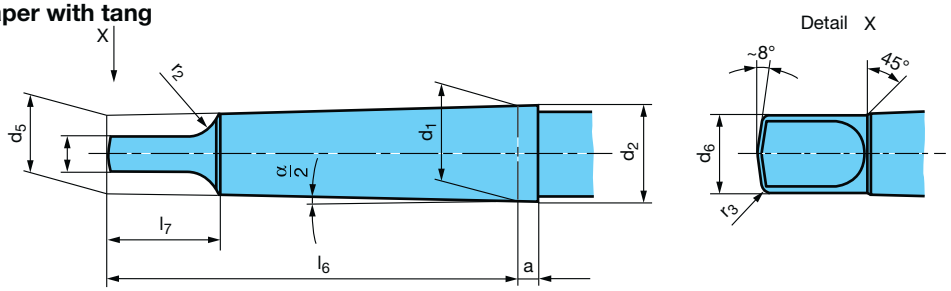

Dimensions in mm

Shank to DIN 228 form B Size	a	Limiting dimensions	b	d_1	d_2 ≈	d_5 ≈	d_6 max.	l_6 0 -1	l_7 max.	r_2 max.	r_3 ≈	$\frac{\alpha}{2}$
MK 1	3.5	+1.4 0	5.2	12.065	12.2	9.0	8.7	62	13.5	5	1.2	1°25′43″
MK 2	5.0	+1.4 0	6.3	17.780	18.0	14.0	13.5	75	16	6	1.6	1°25′50″
MK 3	5.0	+1.7 0	7.9	23.825	24.1	19.1	18.5	94	20	7	2	1°26′16″
MK 4	6.5	+1.9 0	11.9	31.267	31.6	25.2	24.5	117.5	24	8	2.5	1°29′15″
MK 5	6.5	+1.9 0	15.9	44.399	44.7	36.5	35.7	149.5	29	10	3	1°30′26″

Form BK, Morse taper with tang and coolant lubricant delivery

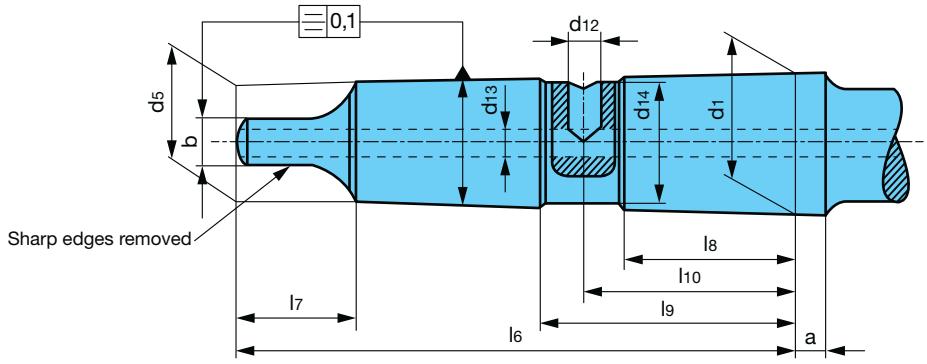

Dimensions in mm

Shank to DIN 228 form BK Size	a ±0.1	Limiting dimen-sions	b h13	d_1	d_5 ≈	d_{12}	d_{13}	d_{14} 0 -0.01	l_6 0 -1	l_7 max.	l_8	l_9	l_{10}
MK 1	3.5	+1.4 0	5.2	12.065	9.0	-	-	-	62	13.5	-	-	-
MK 2	5	+1.4 0	6.3	17.780	14.0	4.2	4.2	15.0	75	16	20	34	27
MK 3	5	+1.7 0	7.9	23.825	19.1	5.0	5.0	21.0	94	20	29	43	36
MK 4	6.5	+1.9 0	11.9	31.267	25.2	6.8	6.8	28.0	117.5	24	39	55	47
MK 5	6.5	+1.9 0	15.9	44.399	36.5	8.5	8.5	40.0	149.5	29	51	69	60

Tolerances core drills

DIN 333	
Ø-range d_1 mm	tolerance zones from d_1 mm
0,50 – 2,50	0 +0,14
3,15 – 5,00	0 +0,18
6,30 – 10,00	0 +0,22
12,50	0 +0,27

for Guhring nos. 285/286	
Ø-range d_1 mm	tolerance zones from d_1 mm
1,00 –1,25	0 +0,10
1,60 – 3,15	0 +0,15
3,15 – 10,00	0 +0,20

to B.S. 328	
Ø-range d_1 mm	tolerance zones from d_1 mm
1,19 – 1,59	0 ±0,05
2,38 – 3,17	0 ±0,07
4,76	0 ±0,07
6,35 – 7,94	0 ±0,12

to B.S. 328	
Ø-range d_1 mm	tolerance zones from d_1 mm
3,17 – 4,76	-0,020
6,35	-0,025
7,94 – 11,11	-0,050
15,87 – 19,05	-0,050

to ASA	
Ø-range d_1 mm	tolerance zones from d_1 mm
all	0 + 0,07 mm

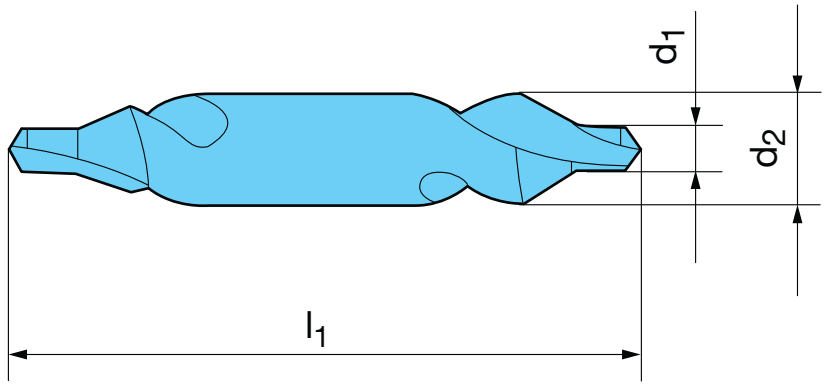

UNC / UNF Cut Tap Drill Sizes

81-59% Theoretical Percentage of Thread					
Tap Size	dec	Fract	Wire/Let	mm	Theor %
0-80	0.0468	3/64		1.189	81
0-80	0.0472			1.199	79
0-80	0.0473			1.201	78
0-80	0.0477			1.212	76
0-80	0.0478			1.214	75
0-80	0.0480			1.219	74
0-80	0.0483			1.227	72
0-80	0.0485			1.232	71
0-80	0.0488			1.240	69
0-80	0.0490			1.245	68
0-80	0.0493			1.252	66
0-80	0.0494			1.255	65
0-80	0.0499			1.267	62
0-80	0.0503			1.278	60
0-80	0.0504			1.280	59
1-64	0.0566			1.438	81
1-64	0.0570			1.448	79
1-64	0.0572			1.453	78
1-64	0.0576			1.463	76
1-64	0.0578			1.468	75
1-64	0.0580			1.473	74
1-64	0.0584			1.483	72
1-64	0.0586			1.488	71
1-64	0.0590			1.499	69
1-64	0.0592			1.504	68
1-64	0.0596			1.514	66
1-64	0.0598			1.519	65
1-64	0.0604			1.534	62
1-64	0.0608			1.544	60
1-64	0.0610			1.549	59
1-72	0.0584			1.483	81
1-72	0.0587			1.491	79
1-72	0.0589			1.496	78
1-72	0.0593			1.506	76
1-72	0.0595		#53	1.511	75
1-72	0.0596			1.514	74
1-72	0.0600			1.524	72
1-72	0.0602			1.529	71
1-72	0.0606			1.539	69
1-72	0.0607			1.542	68
1-72	0.0611			1.552	66
1-72	0.0613			1.557	65
1-72	0.0618			1.570	62
1-72	0.0622			1.580	60
1-72	0.0625	1/6		1.588	59
2-56	0.0672			1.707	81
2-56	0.0677			1.720	79
2-56	0.0679			1.725	78
2-56	0.0684			1.737	76
2-56	0.0686			1.742	75
2-56	0.0688			1.748	74
2-56	0.0693			1.760	72
2-56	0.0695			1.765	71
2-56	0.0700			1.778	69
2-56	0.0702			1.783	68
2-56	0.0707			1.796	66
2-56	0.0709			1.801	65
2-56	0.0716			1.819	62
2-56	0.0721			1.831	60
2-56	0.0723			1.836	59
2-64	0.0696			1.768	81
2-64	0.0700		#50	1.778	79
2-64	0.0702			1.783	78
2-64	0.0706			1.793	76
2-64	0.0708			1.798	75
2-64	0.0710			1.803	74
2-64	0.0714			1.814	72
2-64	0.0716			1.819	71
2-64	0.0720			1.829	69
2-64	0.0722			1.834	68
2-64	0.0726			1.844	66
2-64	0.0728			1.849	65
2-64	0.0734			1.864	62
2-64	0.0738			1.875	60
2-64	0.0740			1.880	59
3-48	0.0772			1.960	81
3-48	0.0776			1.970	79
3-48	0.0780	5/64		1.980	78
3-48	0.0783		47	1.990	76
3-48	0.0787			2.000	75
3-48	0.0791			2.010	74
3-48	0.0795			2.020	72
3-48	0.0799			2.030	71
3-48	0.0803			2.040	69
3-48	0.0807			2.050	68
3-48	0.0811		46	2.060	66
3-48	0.0815			2.070	65
3-48	0.0819		45	2.080	63
3-48	0.0823			2.090	62
3-48	0.0827			2.100	60
3-48	0.0831			2.110	59

81-59% Theoretical Percentage of Thread					
Tap Size	dec	Fract	Wire/Let	mm	Theor %
3-56	0.0803			2.040	81
3-56	0.0807			2.050	79
3-56	0.0811		46	2.060	77
3-56	0.0815			2.070	75
3-56	0.0819		45	2.080	74
3-56	0.0823			2.090	72
3-56	0.0827			2.100	70
3-56	0.0831			2.110	69
3-56	0.0835			2.120	67
3-56	0.0839			2.130	65
3-56	0.0843			2.140	63
3-56	0.0846			2.150	62
3-56	0.0850			2.160	60
3-56	0.0854			2.170	59
4-40	0.0858		44	2.180	81
4-40	0.0862			2.190	79
4-40	0.0866			2.200	78
4-40	0.0870			2.210	77
4-40	0.0874			2.220	76
4-40	0.0878			2.230	75
4-40	0.0882			2.240	73
4-40	0.0886			2.250	72
4-40	0.0890		43	2.260	71
4-40	0.0894			2.270	70
4-40	0.0898			2.280	68
4-40	0.0902			2.290	67
4-40	0.0906			2.300	66
4-40	0.0909			2.310	65
4-40	0.0913			2.320	64
4-40	0.0917			2.330	63
4-40	0.0921			2.340	61
4-40	0.0925			2.350	60
4-40	0.0929			2.360	59
4-48	0.0902			2.290	81
4-48	0.0906			2.300	79
4-48	0.0909			2.310	78
4-48	0.0913			2.320	76
4-48	0.0917			2.330	75
4-48	0.0921			2.340	74
4-48	0.0925			2.350	72
4-48	0.0929			2.360	71
4-48	0.0933		42	2.370	69
4-48	0.0937	3/32		2.380	68
4-48	0.0941			2.390	66
4-48	0.0945			2.400	65
4-48	0.0949			2.410	63
4-48	0.0953			2.420	62
4-48	0.0957			2.430	60
4-48	0.0961		41	2.440	59
5-40	0.0988			2.510	81
5-40	0.0992			2.520	79
5-40	0.0996		39	2.530	78
5-40	0.1000			2.540	77
5-40	0.1004			2.550	76
5-40	0.1008			2.560	75
5-40	0.1012			2.570	73
5-40	0.1016		38	2.580	72
5-40	0.1020			2.590	71
5-40	0.1024			2.600	70
5-40	0.1028			2.610	68
5-40	0.1031			2.620	67
5-40	0.1035			2.630	66
5-40	0.1039		37	2.640	65
5-40	0.1043			2.650	64
5-40	0.1047			2.660	63
5-40	0.1051			2.670	61
5-40	0.1055			2.680	60
5-40	0.1059			2.690	59
5-44	0.1012			2.570	81
5-44	0.1016		38	2.580	79
5-44	0.1020			2.590	78
5-44	0.1024			2.600	77
5-44	0.1028			2.610	75
5-44	0.1031			2.620	74
5-44	0.1035			2.630	73
5-44	0.1039		37	2.640	71
5-44	0.1043			2.650	70
5-44	0.1047			2.660	69
5-44	0.1051			2.670	67
5-44	0.1055			2.680	66
5-44	0.1059			2.690	65
5-44	0.1063			2.700	63
5-44	0.1067		36	2.710	62
5-44	0.1071			2.720	61
5-44	0.1075			2.730	59
6-32	0.1051			2.670	81
6-32	0.1055			2.680	80
6-32	0.1059			2.690	79
6-32	0.1063			2.700	78
6-32	0.1067		36	2.710	77
6-32	0.1071			2.720	76

UNC / UNF Cut Tap Drill Sizes

81-59% Theoretical Percentage of Thread					
Tap Size	dec	Fract	Wire/Let	mm	Theor %
6-32	0.1075			2.730	75
6-32	0.1079			2.740	74
6-32	0.1083			2.750	73
6-32	0.1087			2.760	72
6-32	0.1091			2.770	71
6-32	0.1094	7/64		2.780	70
6-32	0.1098		35	2.790	69
6-32	0.1102			2.800	68
6-32	0.1106			2.810	67
6-32	0.1110		34	2.820	67
6-32	0.1114			2.830	66
6-32	0.1118			2.840	65
6-32	0.1122			2.850	64
6-32	0.1126			2.860	63
6-32	0.1130		33	2.870	62
6-32	0.1134			2.880	61
6-32	0.1138			2.890	60
6-32	0.1142			2.900	59
6-40	0.1118			2.840	81
6-40	0.1122			2.850	79
6-40	0.1126			2.860	78
6-40	0.1130		33	2.870	77
6-40	0.1134			2.880	76
6-40	0.1138			2.890	75
6-40	0.1142			2.900	73
6-40	0.1146			2.910	72
6-40	0.1150			2.920	71
6-40	0.1154			2.930	70
6-40	0.1157			2.940	69
6-40	0.1161		32	2.950	67
6-40	0.1165			2.960	66
6-40	0.1169			2.970	65
6-40	0.1173			2.980	64
6-40	0.1177			2.990	63
6-40	0.1181			3.000	61
6-40	0.1185			3.010	60
6-40	0.1189			3.020	59
8-32	0.1311			3.330	81
8-32	0.1315			3.340	80
8-32	0.1319			3.350	79
8-32	0.1323			3.360	78
8-32	0.1327			3.370	77
8-32	0.1331			3.380	76
8-32	0.1335			3.390	75
8-32	0.1339			3.400	74
8-32	0.1343			3.410	73
8-32	0.1346			3.420	72
8-32	0.1350			3.430	71
8-32	0.1354			3.440	70
8-32	0.1358		29	3.450	69
8-32	0.1362			3.460	68
8-32	0.1366			3.470	67
8-32	0.1370			3.480	67
8-32	0.1374			3.490	66
8-32	0.1378			3.500	65
8-32	0.1382			3.510	64
8-32	0.1386			3.520	63
8-32	0.1390			3.530	62
8-32	0.1394			3.540	61
8-32	0.1398			3.550	60
8-32	0.1402			3.560	59
8-36	0.1346			3.420	81
8-36	0.1350			3.430	80
8-36	0.1354			3.440	79
8-36	0.1358		29	3.450	78
8-36	0.1362			3.460	77
8-36	0.1366			3.470	76
8-36	0.1370			3.480	75
8-36	0.1374			3.490	74
8-36	0.1378			3.500	73
8-36	0.1382			3.510	72
8-36	0.1386			3.520	70
8-36	0.1390			3.530	69
8-36	0.1394			3.540	68
8-36	0.1398			3.550	67
8-36	0.1402			3.560	66
8-36	0.1406	9/64	28	3.570	65
8-36	0.1409			3.580	64
8-36	0.1413			3.590	63
8-36	0.1417			3.600	62
8-36	0.1421			3.610	61
8-36	0.1425			3.620	60
10-24	0.1461			3.710	81
10-24	0.1465			3.720	80
10-24	0.1469		26	3.730	80
10-24	0.1472			3.740	79
10-24	0.1476			3.750	78
10-24	0.1480			3.760	78
10-24	0.1484			3.770	77
10-24	0.1488			3.780	76
10-24	0.1492			3.790	75

81-59% Theoretical Percentage of Thread					
Tap Size	dec	Fract	Wire/Let	mm	Theor %
10-24	0.1496		25	3.800	75
10-24	0.1500			3.810	74
10-24	0.1504			3.820	73
10-24	0.1508			3.830	72
10-24	0.1512			3.840	72
10-24	0.1516			3.850	71
10-24	0.1520		24	3.860	70
10-24	0.1524			3.870	69
10-24	0.1528			3.880	69
10-24	0.1531			3.890	68
10-24	0.1535			3.900	67
10-24	0.1539		23	3.910	67
10-24	0.1543			3.920	66
10-24	0.1547			3.930	65
10-24	0.1551			3.940	64
10-24	0.1555			3.950	64
10-24	0.1559			3.960	63
10-24	0.1563	5/32		3.970	62
10-24	0.1567			3.980	62
10-24	0.1571		22	3.990	61
10-24	0.1575			4.000	60
10-24	0.1579			4.010	59
10-24	0.1583			4.020	59
10-32	0.1571		22	3.990	81
10-32	0.1575			4.000	80
10-32	0.1579			4.010	79
10-32	0.1583			4.020	78
10-32	0.1587			4.030	77
10-32	0.1591		21	4.040	76
10-32	0.1594			4.050	75
10-32	0.1598			4.060	74
10-32	0.1602			4.070	73
10-32	0.1606			4.080	72
10-32	0.1610		20	4.090	71
10-32	0.1614			4.100	70
10-32	0.1618			4.110	69
10-32	0.1622			4.120	68
10-32	0.1626			4.130	67
10-32	0.1630			4.140	67
10-32	0.1634			4.150	66
10-32	0.1638			4.160	65
10-32	0.1642			4.170	64
10-32	0.1646			4.180	63
10-32	0.1650			4.190	62
10-32	0.1654			4.200	61
10-32	0.1657			4.210	60
10-32	0.1661		19	4.220	59
12-24	0.1720	11/64		4.370	81
12-24	0.1724			4.380	81
12-24	0.1728		17	4.390	80
12-24	0.1732			4.400	79
12-24	0.1736			4.410	78
12-24	0.1740			4.420	78
12-24	0.1744			4.430	77
12-24	0.1748			4.440	76
12-24	0.1752			4.450	75
12-24	0.1756			4.460	75
12-24	0.1760			4.470	74
12-24	0.1764			4.480	73
12-24	0.1768			4.490	72
12-24	0.1772		16	4.500	72
12-24	0.1776			4.510	71
12-24	0.1780			4.520	70
12-24	0.1783			4.530	70
12-24	0.1787			4.540	69
12-24	0.1791			4.550	68
12-24	0.1795			4.560	67
12-24	0.1799		15	4.570	67
12-24	0.1803			4.580	66
12-24	0.1807			4.590	65
12-24	0.1811			4.600	64
12-24	0.1815			4.610	64
12-24	0.1819		14	4.620	63
12-24	0.1823			4.630	62
12-24	0.1827			4.640	62
12-24	0.1831			4.650	61
12-24	0.1835			4.660	60
12-24	0.1839			4.670	59
12-24	0.1843			4.680	59
12-28	0.1783			4.530	81
12-28	0.1787			4.540	80
12-28	0.1791			4.550	80
12-28	0.1795			4.560	79
12-28	0.1799		15	4.570	78
12-28	0.1803			4.580	77
12-28	0.1807			4.590	76
12-28	0.1811			4.600	75
12-28	0.1815			4.610	74
12-28	0.1819		14	4.620	74
12-28	0.1823			4.630	73
12-28	0.1827			4.640	72

UNC / UNF Cut Tap Drill Sizes

81-59% Theoretical Percentage of Thread					
Tap Size	dec	Fract	Wire/Let	mm	Theor %
12-28	0.1831			4.650	71
12-28	0.1835			4.660	70
12-28	0.1839			4.670	69
12-28	0.1843			4.680	68
12-28	0.1846			4.690	68
12-28	0.1850		13	4.700	67
12-28	0.1854			4.710	66
12-28	0.1858			4.720	65
12-28	0.1862			4.730	64
12-28	0.1866			4.740	63
12-28	0.1870			4.750	63
12-28	0.1874	3/16		4.760	62
12-28	0.1878			4.770	61
12-28	0.1882			4.780	60
12-28	0.1886			4.790	59
1/4-20	0.1988			5.050	79
1/4-20	0.1992		8	5.060	78
1/4-20	0.2008			5.100	76
1/4-20	0.2012		7	5.110	75
1/4-20	0.2028			5.150	73
1/4-20	0.2031	13/64		5.160	72
1/4-20	0.2039		6	5.180	71
1/4-20	0.2047			5.200	70
1/4-20	0.2055		5	5.220	69
1/4-20	0.2067			5.250	67
1/4-20	0.2087			5.300	64
1/4-20	0.2091		4	5.310	63
1/4-20	0.2106			5.350	61
1/4-28	0.2126			5.400	81
1/4-28	0.2130		3	5.410	80
1/4-28	0.2146			5.450	76
1/4-28	0.2165			5.500	72
1/4-28	0.2185			5.550	68
1/4-28	0.2189	7/32		5.560	67
1/4-28	0.2205			5.600	64
1/4-28	0.2209		2	5.610	63
1/4-28	0.2224			5.650	59
5/16-18	0.2539			6.450	81
5/16-18	0.2559			6.500	78
5/16-18	0.2571		F	6.530	77
5/16-18	0.2579			6.550	76
5/16-18	0.2598			6.600	73
5/16-18	0.2610		G	6.630	71
5/16-18	0.2618			6.650	70
5/16-18	0.2638			6.700	67
5/16-18	0.2657	17/64	H	6.750	65
5/16-18	0.2677			6.800	62
5/16-18	0.2697			6.850	59
5/16-24	0.2697			6.850	79
5/16-24	0.2717		I	6.900	75
5/16-24	0.2736			6.950	72
5/16-24	0.2756			7.000	68
5/16-24	0.2768		J	7.030	66
5/16-24	0.2776			7.050	64
5/16-24	0.2795			7.100	61
3/8-16	0.3091			7.850	81
3/8-16	0.3110			7.900	79
3/8-16	0.3126	5/16		7.940	77
3/8-16	0.3130			7.950	76
3/8-16	0.3150			8.000	74
3/8-16	0.3161		O	8.030	73
3/8-16	0.3169			8.050	72
3/8-16	0.3189			8.100	69
3/8-16	0.3209			8.150	67
3/8-16	0.3228		P	8.200	64
3/8-16	0.3248			8.250	62
3/8-16	0.3268			8.300	59
3/8-24	0.3327			8.450	78
3/8-24	0.3346			8.500	75
3/8-24	0.3366			8.550	71
3/8-24	0.3386			8.600	67
3/8-24	0.3406			8.650	64
3/8-24	0.3425			8.700	60
7/16-14	0.3622			9.200	81
7/16-14	0.3642			9.250	79
7/16-14	0.3661			9.300	77
7/16-14	0.3677		U	9.340	75
7/16-14	0.3681			9.350	75
7/16-14	0.3701			9.400	73
7/16-14	0.3720			9.450	71
7/16-14	0.3740			9.500	68
7/16-14	0.3748	3/8		9.520	68
7/16-14	0.3760			9.550	66
7/16-14	0.3772		V	9.580	65
7/16-14	0.3780			9.600	64
7/16-14	0.3799			9.650	62
7/16-14	0.3819			9.700	60
7/16-20	0.3858		W	9.800	80
7/16-20	0.3878			9.850	77
7/16-20	0.3898			9.900	73
7/16-20	0.3906	25/64		9.920	72

81-59% Theoretical Percentage of Thread					
Tap Size	dec	Fract	Wire/Let	mm	Theor %
7/16-20	0.3917			9.950	71
7/16-20	0.3937			10.000	67
7/16-20	0.3957			10.050	64
7/16-20	0.3969		X	10.080	63
7/16-20	0.3976			10.100	61
1/2-13	0.4193			10.650	81
1/2-13	0.4213			10.700	79
1/2-13	0.4220	27/64		10.720	78
1/2-13	0.4232			10.750	77
1/2-13	0.4252			10.800	75
1/2-13	0.4272			10.850	73
1/2-13	0.4291			10.900	71
1/2-13	0.4311			10.950	69
1/2-13	0.4331			11.000	67
1/2-13	0.4350			11.050	65
1/2-13	0.4370			11.100	63
1/2-13	0.4374	7/16		11.110	63
1/2-13	0.4390			11.150	61
1/2-13	0.4409			11.200	59
1/2-20	0.4488			11.400	79
1/2-20	0.4508			11.450	76
1/2-20	0.4528			11.500	73
1/2-20	0.4531	29/64		11.510	72
1/2-20	0.4547			11.550	70
1/2-20	0.4567			11.600	67
1/2-20	0.4587			11.650	64
1/2-20	0.4606			11.700	61
9/16-12	0.4744			12.050	81
9/16-12	0.4764			12.100	80
9/16-12	0.4783			12.150	78
9/16-12	0.4803			12.200	76
9/16-12	0.4823			12.250	74
9/16-12	0.4843	31/64		12.300	72
9/16-12	0.4862			12.350	70
9/16-12	0.4882			12.400	69
9/16-12	0.4902			12.450	67
9/16-12	0.4921			12.500	65
9/16-12	0.4941			12.550	63
9/16-12	0.4961			12.600	61
9/16-12	0.4980			12.650	60
9/16-18	0.5039			12.800	81
9/16-18	0.5059			12.850	78
9/16-18	0.5079			12.900	76
9/16-18	0.5098			12.950	73
9/16-18	0.5118			13.000	70
9/16-18	0.5138			13.050	67
9/16-18	0.5157	33/64		13.100	65
9/16-18	0.5177			13.150	62
9/16-18	0.5197			13.200	59
5/8-11	0.5295			13.450	81
5/8-11	0.5311	17/32		13.490	80
5/8-11	0.5315			13.500	79
5/8-11	0.5335			13.550	77
5/8-11	0.5354			13.600	76
5/8-11	0.5374			13.650	74
5/8-11	0.5394			13.700	72
5/8-11	0.5413			13.750	71
5/8-11	0.5433			13.800	69
5/8-11	0.5453			13.850	67
5/8-11	0.5469	35/64		13.890	66
5/8-11	0.5472			13.900	66
5/8-11	0.5492			13.950	64
5/8-11	0.5512			14.000	62
5/8-11	0.5531			14.050	61
5/8-11	0.5551			14.100	59
5/8-18	0.5669			14.400	81
5/8-18	0.5689			14.450	78
5/8-18	0.5709			14.500	75
5/8-18	0.5728			14.550	72
5/8-18	0.5748			14.600	70
5/8-18	0.5768			14.650	67
5/8-18	0.5780	37/64		14.680	65
5/8-18	0.5787			14.700	64
5/8-18	0.5807			14.750	61
5/8-18	0.5827			14.800	59
3/4-10	0.6457			16.400	80
3/4-10	0.6476			16.450	79
3/4-10	0.6496			16.500	77
3/4-10	0.6516			16.550	76
3/4-10	0.6535			16.600	74
3/4-10	0.6555			16.650	73
3/4-10	0.6563	21/32		16.670	72
3/4-10	0.6575			16.700	71
3/4-10	0.6594			16.750	70
3/4-10	0.6614			16.800	68
3/4-10	0.6634			16.850	67
3/4-10	0.6654			16.900	65
3/4-10	0.6673			16.950	64
3/4-10	0.6693			17.000	62
3/4-10	0.6713			17.050	61
3/4-10	0.6720	43/64		17.070	60

UNC / UNF Cut Tap Drill Sizes

81-59% Theoretical Percentage of Thread					
Tap Size	dec	Fract	Wire/Let	mm	Theor %
3/4-10	0.6732			17.100	59
3/4-16	0.6850			17.400	80
3/4-16	0.6870			17.450	78
3/4-16	0.6874	11/16		17.460	77
3/4-16	0.6890			17.500	75
3/4-16	0.6909			17.550	73
3/4-16	0.6929			17.600	70
3/4-16	0.6949			17.650	68
3/4-16	0.6969			17.700	65
3/4-16	0.6988			17.750	63
3/4-16	0.7008			17.800	61
7/8-9	0.7579			19.250	81
7/8-9	0.7598			19.300	80
7/8-9	0.7618			19.350	78
7/8-9	0.7638			19.400	77
7/8-9	0.7657	49/64		19.450	76
7/8-9	0.7677			19.500	74
7/8-9	0.7697			19.550	73
7/8-9	0.7717			19.600	72
7/8-9	0.7736			19.650	70
7/8-9	0.7756			19.700	69
7/8-9	0.7776			19.750	67
7/8-9	0.7795			19.800	66
7/8-9	0.7811	25/32		19.840	65
7/8-9	0.7815			19.850	65
7/8-9	0.7835			19.900	63
7/8-9	0.7854			19.950	62
7/8-9	0.7874			20.000	61
7/8-9	0.7894			20.050	59
7/8-14	0.8012			20.350	80
7/8-14	0.8031			20.400	77
7/8-14	0.8051			20.450	75
7/8-14	0.8071			20.500	73
7/8-14	0.8091			20.550	71
7/8-14	0.8110			20.600	69
7/8-14	0.8126	13/16		20.640	67
7/8-14	0.8130			20.650	67
7/8-14	0.8150			20.700	65
7/8-14	0.8169			20.750	63
7/8-14	0.8189			20.800	60
1-8	0.8681			22.050	81
1-8	0.8701			22.100	80
1-8	0.8720			22.150	79
1-8	0.8740			22.200	78
1-8	0.8748	7/8		22.220	77
1-8	0.8760			22.250	76
1-8	0.8780			22.300	75
1-8	0.8799			22.350	74
1-8	0.8819			22.400	73
1-8	0.8839			22.450	72
1-8	0.8858			22.500	70
1-8	0.8878			22.550	69
1-8	0.8898			22.600	68
1-8	0.8906	57/64		22.620	67
1-8	0.8917			22.650	67
1-8	0.8937			22.700	65
1-8	0.8957			22.750	64
1-8	0.8976			22.800	63
1-8	0.8996			22.850	62
1-8	0.9016			22.900	61
1-8	0.9035			22.950	59
1-12	0.9134			23.200	80
1-12	0.9154			23.250	78
1-12	0.9173			23.300	76
1-12	0.9193			23.350	75
1-12	0.9213			23.400	73
1-12	0.9220	59/64		23.420	72
1-12	0.9232			23.450	71
1-12	0.9252			23.500	69
1-12	0.9272			23.550	67
1-12	0.9291			23.600	65
1-12	0.9311			23.650	64
1-12	0.9331			23.700	62
1-12	0.9350			23.750	60
1-12	0.9370			23.800	58
1 1/8-7	0.9689	31/32		24.610	84
1 1/8-7	0.9724			24.700	82
1 1/8-7	0.9764			24.800	80
1 1/8-7	0.9803			24.900	78
1 1/8-7	0.9843	63/64		25.000	76
1 1/8-7	0.9882			25.100	74
1 1/8-7	0.9921			25.200	72
1 1/8-7	0.9961			25.300	69
1 1/8-7	1.0000	1		25.400	67
1 1/8-7	1.0039			25.500	65
1 1/8-7	1.0079			25.600	63
1 1/8-7	1.0118			25.700	61

81-59% Theoretical Percentage of Thread					
Tap Size	dec	Fract	Wire/Let	mm	Theor %
1 1/8-7	1.0157	1 1/64		25.800	59
1 1/8-7	1.0197			25.900	57
1 1/8-7	1.0236			26.000	55
1 1/8-12	1.0394			26.400	79
1 1/8-12	1.0433			26.500	75
1 1/8-12	1.0469	1 3/64		26.590	72
1 1/8-12	1.0472			26.600	72
1 1/8-12	1.0512			26.700	68
1 1/8-12	1.0551			26.800	65
1 1/8-12	1.0591			26.900	61
1 1/8-12	1.0626	1 1/16		26.990	58
1 1/8-12	1.0630			27.000	57
1 1/4-7	1.0937	1 3/32		27.780	84
1 1/4-7	1.1024			28.000	80
1 1/4-7	1.1063			28.100	77
1 1/4-7	1.1094	1 7/64		28.180	76
1 1/4-7	1.1102			28.200	75
1 1/4-7	1.1142			28.300	73
1 1/4-7	1.1181			28.400	71
1 1/4-7	1.1220			28.500	69
1 1/4-7	1.1248	1 1/8		28.570	67
1 1/4-7	1.1260			28.600	67
1 1/4-7	1.1299			28.700	65
1 1/4-7	1.1339			28.800	63
1 1/4-7	1.1378			28.900	60
1 1/4-7	1.1406	1 9/64		28.970	59
1 1/4-12	1.1614			29.500	82
1 1/4-12	1.1654			29.600	78
1 1/4-12	1.1693			29.700	75
1 1/4-12	1.1720	1 11/64		29.770	72
1 1/4-12	1.1732			29.800	71
1 1/4-12	1.1772			29.900	67
1 1/4-12	1.1811			30.000	64
1 1/4-12	1.1850			30.100	60
1 3/8-6	1.1969			30.400	82
1 3/8-6	1.2008			30.500	80
1 3/8-6	1.2031	1 13/64		30.560	79
1 3/8-6	1.2047			30.600	79
1 3/8-6	1.2087			30.700	77
1 3/8-6	1.2126			30.800	75
1 3/8-6	1.2165			30.900	73
1 3/8-6	1.2189	1 7/32		30.960	72
1 3/8-6	1.2205			31.000	71
1 3/8-6	1.2244			31.100	70
1 3/8-6	1.2283			31.200	68
1 3/8-6	1.2323			31.300	66
1 3/8-6	1.2343			31.350	65
1 3/8-6	1.2362			31.400	64
1 3/8-6	1.2402			31.500	62
1 3/8-6	1.2441			31.600	60
1 3/8-6	1.2480			31.700	59
1 3/8-12	1.2874			32.700	81
1 3/8-12	1.2913			32.800	77
1 3/8-12	1.2953			32.900	74
1 3/8-12	1.2969	1 19/64		32.940	72
1 3/8-12	1.2992			33.000	70
1 3/8-12	1.3031			33.100	66
1 3/8-12	1.3071			33.200	63
1 3/8-12	1.3110			33.300	59
1 1/2-6	1.3228			33.600	82
1 1/2-6	1.3268			33.700	80
1 1/2-6	1.3280	1 21/64		33.730	79
1 1/2-6	1.3307			33.800	78
1 1/2-6	1.3346			33.900	76
1 1/2-6	1.3386			34.000	75
1 1/2-6	1.3425			34.100	73
1 1/2-6	1.3437			34.130	72
1 1/2-6	1.3465			34.200	71
1 1/2-6	1.3504			34.300	69
1 1/2-6	1.3543			34.400	67
1 1/2-6	1.3583			34.500	65
1 1/2-6	1.3594			34.530	65
1 1/2-6	1.3622			34.600	64
1 1/2-6	1.3661			34.700	62
1 1/2-6	1.3701			34.800	60
1 1/2-6	1.3740			34.900	58
1 1/2-6	1.3748	1 3/8		34.920	58
1 1/2-12	1.4134			35.900	80
1 1/2-12	1.4173			36.000	76
1 1/2-12	1.4213			36.100	73
1 1/2-12	1.4220	1 27/64		36.120	72
1 1/2-12	1.4252			36.200	69
1 1/2-12	1.4291			36.300	65
1 1/2-12	1.4331			36.400	62
1 1/2-12	1.4370			36.500	58
1 1/2-12	1.4374	1 7/16		36.510	58

8-Pitch Tap Drill Sizes

81-59% Theoretical Percentage of Thread					
Tap Size	dec	Fract	Wire/Let	mm	Theor %
1 1/8-8	0.9935			25.25	81
1 1/8-8	0.9967			25.30	79
1 1/8-8	1.0000	1		25.40	77
1 1/8-8	1.0032			25.50	75
1 1/8-8	1.0081			25.60	72
1 1/8-8	1.0130			25.70	69
1 1/8-8	1.0162	1 1/64		25.80	67
1 1/8-8	1.0195			25.90	65
1 1/8-8	1.0227			26.00	63
1 1/8-8	1.0276			26.10	60
1 1/4-8	1.1185			28.40	81
1 1/4-8	1.1217			28.50	79
1 1/4-8	1.1250	1 1/8		28.570	77
1 1/4-8	1.1298			28.70	74
1 1/4-8	1.1315			28.75	73
1 1/4-8	1.1331			28.80	72
1 1/4-8	1.1380			28.90	69
1 1/4-8	1.1412			29.00	67
1 1/4-8	1.1461			29.10	64
1 1/4-8	1.1493			29.20	62
1 1/4-8	1.1542			29.30	59
1 3/8-8	1.2451			31.60	80
1 3/8-8	1.2483			31.70	78
1 3/8-8	1.2500	1 1/4		31.75	77
1 3/8-8	1.2516			31.80	76
1 3/8-8	1.2548			31.90	74
1 3/8-8	1.2581			32.00	72
1 3/8-8	1.2630			32.10	69
1 3/8-8	1.2662	1 17/64		32.15	67
1 3/8-8	1.2678			32.20	66
1 3/8-8	1.2695			32.25	65
1 3/8-8	1.2711			32.30	64
1 3/8-8	1.2760			32.40	61
1 3/8-8	1.2792			32.50	59
1 1/2-8	1.3701			34.80	80
1 1/2-8	1.3733			34.90	78
1 1/2-8	1.3750	1 3/8		34.92	77
1 1/2-8	1.3766			35.00	76
1 1/2-8	1.3815			35.10	73
1 1/2-8	1.3863			35.20	70
1 1/2-8	1.3896			35.30	68
1 1/2-8	1.3928			35.40	66
1 1/2-8	1.3977			35.50	63
1 1/2-8	1.4026			35.60	60

81-59% Theoretical Percentage of Thread					
Tap Size	dec	Fract	Wire/Let	mm	Theor %
1 5/8-8	1.4951			38.00	80
1 5/8-8	1.5000	1 1/2		38.10	77
1 5/8-8	1.5032			38.20	75
1 5/8-8	1.5081			38.30	72
1 5/8-8	1.5130			38.40	69
1 5/8-8	1.5162			38.50	67
1 5/8-8	1.5195			38.60	65
1 5/8-8	1.5243			38.70	62
1 5/8-8	1.5276			38.80	60
1 3/4-8	1.6217			41.20	79
1 3/4-8	1.6266			41.30	76
1 3/4-8	1.6298			41.40	74
1 3/4-8	1.6331			41.50	72
1 3/4-8	1.6380			41.60	69
1 3/4-8	1.6412			41.70	67
1 3/4-8	1.6461			41.80	64
1 3/4-8	1.6493			41.90	62
1 3/4-8	1.6526			42.00	60
2-8	1.8701			47.50	80
2-8	1.8733			47.60	78
2-8	1.8782			47.70	75
2-8	1.8815			47.80	73
2-8	1.8863			47.90	70
2-8	1.8896			48.00	68
2-8	1.8928			48.10	66
2-8	1.8977			48.20	63
2-8	1.9026			48.30	60
2 1/4-8	2.1217			53.90	79
2 1/4-8	2.1266			54.00	76
2 1/4-8	2.1298			54.10	74
2 1/4-8	2.1331			54.20	72
2 1/4-8	2.1380			54.30	69
2 1/4-8	2.1412			54.40	67
2 1/4-8	2.1461			54.50	64
2 1/4-8	2.1493			54.60	62
2 1/4-8	2.1542			54.70	59

Metric Cut Tap Drill Sizes

81-59% Theoretical Percentage of Thread					
Tap Size	dec	Fract	Wire/Let	mm	Theor %
M3 x 0.35	0.1035			2.630	81
M3 x 0.35	0.1039		37	2.640	79
M3 x 0.35	0.1043			2.650	77
M3 x 0.35	0.1047			2.660	75
M3 x 0.35	0.1051			2.670	73
M3 x 0.35	0.1055			2.680	70
M3 x 0.35	0.1059			2.690	68
M3 x 0.35	0.1063			2.700	66
M3 x 0.35	0.1067		36	2.710	64
M3 x 0.35	0.1071			2.720	62
M3 x 0.35	0.1075			2.730	59
M3 x 0.50	0.0976			2.480	80
M3 x 0.50	0.0980		40	2.490	79
M3 x 0.50	0.0984			2.500	77
M3 x 0.50	0.0988			2.510	75
M3 x 0.50	0.0992			2.520	74
M3 x 0.50	0.0996		39	2.530	72
M3 x 0.50	0.1000			2.540	71
M3 x 0.50	0.1004			2.550	69
M3 x 0.50	0.1008			2.560	68
M3 x 0.50	0.1012			2.570	66
M3 x 0.50	0.1016		38	2.580	65
M3 x 0.50	0.1020			2.590	63
M3 x 0.50	0.1024			2.600	62
M3 x 0.50	0.1028			2.610	60
M3 x 0.50	0.1031			2.620	59
M3.5 x 0.60	0.1130		33	2.870	81
M3.5 x 0.60	0.1134			2.880	80
M3.5 x 0.60	0.1138			2.890	78
M3.5 x 0.60	0.1142			2.900	77
M3.5 x 0.60	0.1146			2.910	76
M3.5 x 0.60	0.1150			2.920	74
M3.5 x 0.60	0.1154			2.930	73
M3.5 x 0.60	0.1157			2.940	72
M3.5 x 0.60	0.1161		32	2.950	71
M3.5 x 0.60	0.1165			2.960	69
M3.5 x 0.60	0.1169			2.970	68
M3.5 x 0.60	0.1173			2.980	67
M3.5 x 0.60	0.1177			2.990	65
M3.5 x 0.60	0.1181			3.000	64
M3.5 x 0.60	0.1185			3.010	63
M3.5 x 0.60	0.1189			3.020	62
M3.5 x 0.60	0.1193			3.030	60
M3.5 x 0.60	0.1197			3.040	59
M4 x 0.50	0.1370			3.480	80
M4 x 0.50	0.1374			3.490	79
M4 x 0.50	0.1378			3.500	77
M4 x 0.50	0.1382			3.510	75
M4 x 0.50	0.1386			3.520	74
M4 x 0.50	0.1390			3.530	72
M4 x 0.50	0.1394			3.540	71
M4 x 0.50	0.1398			3.550	69
M4 x 0.50	0.1402			3.560	68
M4 x 0.50	0.1406	9/64	28	3.570	66
M4 x 0.50	0.1409			3.580	65
M4 x 0.50	0.1413			3.590	63
M4 x 0.50	0.1417			3.600	62
M4 x 0.50	0.1421			3.610	60
M4 x 0.50	0.1425			3.620	59
M4 x 0.70	0.1283		30	3.260	81
M4 x 0.70	0.1287			3.270	80
M4 x 0.70	0.1291			3.280	79
M4 x 0.70	0.1295			3.290	78
M4 x 0.70	0.1299			3.300	77
M4 x 0.70	0.1303			3.310	76
M4 x 0.70	0.1307			3.320	75
M4 x 0.70	0.1311			3.330	74
M4 x 0.70	0.1315			3.340	73
M4 x 0.70	0.1319			3.350	71
M4 x 0.70	0.1323			3.360	70
M4 x 0.70	0.1327			3.370	69
M4 x 0.70	0.1331			3.380	68
M4 x 0.70	0.1335			3.390	67
M4 x 0.70	0.1339			3.400	66
M4 x 0.70	0.1343			3.410	65
M4 x 0.70	0.1346			3.420	64
M4 x 0.70	0.1350			3.430	63
M4 x 0.70	0.1354			3.440	62
M4 x 0.70	0.1358		29	3.450	60
M4 x 0.70	0.1362			3.460	59
M5 x 0.50	0.1764			4.480	80

81-59% Theoretical Percentage of Thread					
Tap Size	dec	Fract	Wire/Let	mm	Theor %
M5 x 0.50	0.1768			4.490	79
M5 x 0.50	0.1772		16	4.500	77
M5 x 0.50	0.1776			4.510	75
M5 x 0.50	0.1780			4.520	74
M5 x 0.50	0.1783			4.530	72
M5 x 0.50	0.1787			4.540	71
M5 x 0.50	0.1791			4.550	69
M5 x 0.50	0.1795			4.560	68
M5 x 0.50	0.1799		15	4.570	66
M5 x 0.50	0.1803			4.580	65
M5 x 0.50	0.1807			4.590	63
M5 x 0.50	0.1811			4.600	62
M5 x 0.50	0.1815			4.610	60
M5 x 0.50	0.1819		14	4.620	59
M5 x 0.80	0.1638			4.160	81
M5 x 0.80	0.1642			4.170	80
M5 x 0.80	0.1646			4.180	79
M5 x 0.80	0.1650			4.190	78
M5 x 0.80	0.1654			4.200	77
M5 x 0.80	0.1657			4.210	76
M5 x 0.80	0.1661		19	4.220	75
M5 x 0.80	0.1665			4.230	74
M5 x 0.80	0.1669			4.240	73
M5 x 0.80	0.1673			4.250	72
M5 x 0.80	0.1677			4.260	71
M5 x 0.80	0.1681			4.270	70
M5 x 0.80	0.1685			4.280	69
M5 x 0.80	0.1689			4.290	68
M5 x 0.80	0.1693		18	4.300	67
M5 x 0.80	0.1697			4.310	66
M5 x 0.80	0.1701			4.320	65
M5 x 0.80	0.1705			4.330	64
M5 x 0.80	0.1709			4.340	64
M5 x 0.80	0.1713			4.350	63
M5 x 0.80	0.1717			4.360	62
M5 x 0.80	0.1720	11/64		4.370	61
M5 x 0.80	0.1724			4.380	60
M5 x 0.80	0.1728		17	4.390	59
M6 x 0.50	0.2165			5.500	77
M6 x 0.50	0.2185			5.550	69
M6 x 0.50	0.2189	7/32		5.560	68
M6 x 0.50	0.2205			5.600	62
M6 x 0.50	0.2209		2	5.610	60
M6 x 0.75	0.2055		5	5.220	80
M6 x 0.75	0.2067			5.250	77
M6 x 0.75	0.2087			5.300	72
M6 x 0.75	0.2091		4	5.310	71
M6 x 0.75	0.2106			5.350	67
M6 x 0.75	0.2126			5.400	62
M6 x 0.75	0.2130		3	5.410	61
M6 x 1.00	0.1949			4.950	81
M6 x 1.00	0.1953			4.960	80
M6 x 1.00	0.1957			4.970	79
M6 x 1.00	0.1961		9	4.980	79
M6 x 1.00	0.1965			4.990	78
M6 x 1.00	0.1969			5.000	77
M6 x 1.00	0.1988			5.050	73
M6 x 1.00	0.1992		8	5.060	72
M6 x 1.00	0.2008			5.100	69
M6 x 1.00	0.2012		7	5.110	69
M6 x 1.00	0.2028			5.150	65
M6 x 1.00	0.2031	13/64		5.160	65
M6 x 1.00	0.2039		6	5.180	63
M6 x 1.00	0.2047			5.200	62
M6 x 1.00	0.2055		5	5.220	60
M7 x 0.75	0.2461		D	6.250	77
M7 x 0.75	0.2480			6.300	72
M7 x 0.75	0.2500	1/4	E	6.350	67
M7 x 0.75	0.2520			6.400	62
M7 x 1.00	0.2343	15/64		5.950	81
M7 x 1.00	0.2362			6.000	77
M7 x 1.00	0.2378		B	6.040	74
M7 x 1.00	0.2382			6.050	73
M7 x 1.00	0.2402			6.100	69
M7 x 1.00	0.2421		C	6.150	65
M7 x 1.00	0.2441			6.200	62
M8 x 0.50	0.2949		M	7.490	79
M8 x 0.50	0.2953			7.500	77
M8 x 0.50	0.2969	19/64		7.540	71
M8 x 0.50	0.2972			7.550	69
M8 x 0.50	0.2992			7.600	62

Metric Cut Tap Drill Sizes

81-59% Theoretical Percentage of Thread					
Tap Size	dec	Fract	Wire/Let	mm	Theor %
M8 x 0.75	0.2854			7.250	77
M8 x 0.75	0.2874			7.300	72
M8 x 0.75	0.2894			7.350	67
M8 x 0.75	0.2902		L	7.370	65
M8 x 0.75	0.2913			7.400	62
M8 x 1.00	0.2736			6.950	81
M8 x 1.00	0.2756			7.000	77
M8 x 1.00	0.2768		J	7.030	75
M8 x 1.00	0.2776			7.050	73
M8 x 1.00	0.2795			7.100	69
M8 x 1.00	0.2811	9/32	K	7.140	66
M8 x 1.00	0.2815			7.150	65
M8 x 1.00	0.2835			7.200	62
M8 x 1.25	0.2638			6.700	80
M8 x 1.25	0.2657	17/64	H	6.750	77
M8 x 1.25	0.2677			6.800	74
M8 x 1.25	0.2697			6.850	71
M8 x 1.25	0.2717		I	6.900	68
M8 x 1.25	0.2736			6.950	65
M8 x 1.25	0.2756			7.000	62
M8 x 1.25	0.2768		J	7.030	60
M8 x 1.25	0.2776			7.050	59
M9 x 1.00	0.3130			7.950	81
M9 x 1.00	0.3150			8.000	77
M9 x 1.00	0.3161		O	8.030	75
M9 x 1.00	0.3169			8.050	73
M9 x 1.00	0.3189			8.100	69
M9 x 1.00	0.3209			8.150	65
M9 x 1.00	0.3228		P	8.200	62
M10 x 0.75	0.3642			9.250	77
M10 x 0.75	0.3661			9.300	72
M10 x 0.75	0.3677		U	9.340	68
M10 x 0.75	0.3681			9.350	67
M10 x 0.75	0.3701			9.400	62
M10 x 1.00	0.3524			8.950	81
M10 x 1.00	0.3543			9.000	77
M10 x 1.00	0.3563			9.050	73
M10 x 1.00	0.3579		T	9.090	70
M10 x 1.00	0.3583			9.100	69
M10 x 1.00	0.3594	23/64		9.130	67
M10 x 1.00	0.3602			9.150	65
M10 x 1.00	0.3622			9.200	62
M10 x 1.25	0.3425			8.700	80
M10 x 1.25	0.3437	11/32		8.730	78
M10 x 1.25	0.3445			8.750	77
M10 x 1.25	0.3465			8.800	74
M10 x 1.25	0.3480		S	8.840	71
M10 x 1.25	0.3484			8.850	71
M10 x 1.25	0.3504			8.900	68
M10 x 1.25	0.3524			8.950	65
M10 x 1.25	0.3543			9.000	62
M10 x 1.25	0.3563			9.050	59
M10 x 1.50	0.3319		Q	8.430	81
M10 x 1.50	0.3327			8.450	80
M10 x 1.50	0.3346			8.500	77
M10 x 1.50	0.3366			8.550	74
M10 x 1.50	0.3386			8.600	72
M10 x 1.50	0.3390		R	8.610	71
M10 x 1.50	0.3406			8.650	69
M10 x 1.50	0.3425			8.700	67
M10 x 1.50	0.3437	11/32		8.730	65
M10 x 1.50	0.3445			8.750	64
M10 x 1.50	0.3465			8.800	62
M10 x 1.50	0.3480		S	8.840	60
M10 x 1.50	0.3484			8.850	59
M11 x 1.00	0.3917			9.950	81
M11 x 1.00	0.3937			10.000	77
M11 x 1.00	0.3957			10.050	73
M11 x 1.00	0.3969		X	10.080	71
M11 x 1.00	0.3976			10.100	69
M11 x 1.00	0.3996			10.150	65
M11 x 1.00	0.4016			10.200	62
M12 x 1.00	0.4311			10.950	81
M12 x 1.00	0.4331			11.000	77
M12 x 1.00	0.4350			11.050	73
M12 x 1.00	0.4370			11.100	69
M12 x 1.00	0.4374	7/16		11.110	69
M12 x 1.00	0.4390			11.150	65
M12 x 1.00	0.4409			11.200	62
M12 x 1.25	0.4213			10.700	80
M12 x 1.25	0.4220	27/64		10.720	79

81-59% Theoretical Percentage of Thread					
Tap Size	dec	Fract	Wire/Let	mm	Theor %
M12 x 1.25	0.4232			10.750	77
M12 x 1.25	0.4252			10.800	74
M12 x 1.25	0.4272			10.850	71
M12 x 1.25	0.4291			10.900	68
M12 x 1.25	0.4311			10.950	65
M12 x 1.25	0.4331			11.000	62
M12 x 1.25	0.4350			11.050	59
M12 x 1.50	0.4114			10.450	80
M12 x 1.50	0.4130		Z	10.490	77
M12 x 1.50	0.4134			10.500	77
M12 x 1.50	0.4154			10.550	74
M12 x 1.50	0.4173			10.600	72
M12 x 1.50	0.4193			10.650	69
M12 x 1.50	0.4213			10.700	67
M12 x 1.50	0.4220	27/64		10.720	66
M12 x 1.50	0.4232			10.750	64
M12 x 1.50	0.4252			10.800	62
M12 x 1.50	0.4272			10.850	59
M12 x 1.75	0.3996			10.150	81
M12 x 1.75	0.4016			10.200	79
M12 x 1.75	0.4035			10.250	77
M12 x 1.75	0.4039		Y	10.260	77
M12 x 1.75	0.4055			10.300	75
M12 x 1.75	0.4063	13/32		10.320	74
M12 x 1.75	0.4075			10.350	73
M12 x 1.75	0.4094			10.400	70
M12 x 1.75	0.4114			10.450	68
M12 x 1.75	0.4130		Z	10.490	66
M12 x 1.75	0.4134			10.500	66
M12 x 1.75	0.4154			10.550	64
M12 x 1.75	0.4173			10.600	62
M12 x 1.75	0.4193			10.650	59
M14 x 1.00	0.5098			12.950	81
M14 x 1.00	0.5118			13.000	77
M14 x 1.00	0.5138			13.050	73
M14 x 1.00	0.5157	33/64		13.100	69
M14 x 1.00	0.5177			13.150	65
M14 x 1.00	0.5197			13.200	62
M14 x 1.25	0.5000	1/2		12.700	80
M14 x 1.25	0.5020			12.750	77
M14 x 1.25	0.5039			12.800	74
M14 x 1.25	0.5059			12.850	71
M14 x 1.25	0.5079			12.900	68
M14 x 1.25	0.5098			12.950	65
M14 x 1.25	0.5118			13.000	62
M14 x 1.25	0.5138			13.050	59
M14 x 1.50	0.4902			12.450	80
M14 x 1.50	0.4921			12.500	77
M14 x 1.50	0.4941			12.550	74
M14 x 1.50	0.4961			12.600	72
M14 x 1.50	0.4980			12.650	69
M14 x 1.50	0.5000	1/2		12.700	67
M14 x 1.50	0.5020			12.750	64
M14 x 1.50	0.5039			12.800	62
M14 x 1.50	0.5059			12.850	59
M14 x 2.00	0.4685			11.900	81
M14 x 2.00	0.4689	15/32		11.910	80
M14 x 2.00	0.4705			11.950	79
M14 x 2.00	0.4724			12.000	77
M14 x 2.00	0.4744			12.050	75
M14 x 2.00	0.4764			12.100	73
M14 x 2.00	0.4783			12.150	71
M14 x 2.00	0.4803			12.200	69
M14 x 2.00	0.4823			12.250	67
M14 x 2.00	0.4843	31/64		12.300	65
M14 x 2.00	0.4862			12.350	64
M14 x 2.00	0.4882			12.400	62
M14 x 2.00	0.4902			12.450	60
M15 x 1.00	0.5492			13.950	81
M15 x 1.00	0.5512			14.000	77
M15 x 1.00	0.5531			14.050	73
M15 x 1.00	0.5551			14.100	69
M15 x 1.00	0.5571			14.150	65
M15 x 1.00	0.5591			14.200	62
M15 x 1.50	0.5295			13.450	80
M15 x 1.50	0.5311	17/32		13.490	77
M15 x 1.50	0.5315			13.500	77
M15 x 1.50	0.5335			13.550	74
M15 x 1.50	0.5354			13.600	72
M15 x 1.50	0.5374			13.650	69
M15 x 1.50	0.5394			13.700	67

Metric Cut Tap Drill Sizes

81-59% Theoretical Percentage of Thread					
Tap Size	dec	Fract	Wire/Let	mm	Theor %
M15 x 1.50	0.5413			13.750	64
M15 x 1.50	0.5433			13.800	62
M15 x 1.50	0.5453			13.850	59
M16 x 1.00	0.5886			14.950	81
M16 x 1.00	0.5906			15.000	77
M16 x 1.00	0.5925			15.050	73
M16 x 1.00	0.5937	19/32		15.080	71
M16 x 1.00	0.5945			15.100	69
M16 x 1.00	0.5965			15.150	65
M16 x 1.00	0.5984			15.200	62
M16 x 1.50	0.5689			14.450	80
M16 x 1.50	0.5709			14.500	77
M16 x 1.50	0.5728			14.550	74
M16 x 1.50	0.5748			14.600	72
M16 x 1.50	0.5768			14.650	69
M16 x 1.50	0.5787			14.700	67
M16 x 1.50	0.5807			14.750	64
M16 x 1.50	0.5827			14.800	62
M16 x 1.50	0.5846			14.850	59
M16 x 2.00	0.5469	35/64		13.890	81
M16 x 2.00	0.5472			13.900	81
M16 x 2.00	0.5492			13.950	79
M16 x 2.00	0.5512			14.000	77
M16 x 2.00	0.5531			14.050	75
M16 x 2.00	0.5551			14.100	73
M16 x 2.00	0.5571			14.150	71
M16 x 2.00	0.5591			14.200	69
M16 x 2.00	0.5610			14.250	67
M16 x 2.00	0.5626	9/16		14.290	66
M16 x 2.00	0.5630			14.300	65
M16 x 2.00	0.5650			14.350	64
M16 x 2.00	0.5669			14.400	62
M16 x 2.00	0.5689			14.450	60
M18 x 1.00	0.6673			16.950	81
M18 x 1.00	0.6693			17.000	77
M18 x 1.00	0.6713			17.050	73
M18 x 1.00	0.6720	43/64		17.070	72
M18 x 1.00	0.6732			17.100	69
M18 x 1.00	0.6752			17.150	65
M18 x 1.00	0.6772			17.200	62
M18 x 1.50	0.6476			16.450	80
M18 x 1.50	0.6496			16.500	77
M18 x 1.50	0.6516			16.550	74
M18 x 1.50	0.6535			16.600	72
M18 x 1.50	0.6555			16.650	69
M18 x 1.50	0.6563	21/32		16.670	68
M18 x 1.50	0.6575			16.700	67
M18 x 1.50	0.6594			16.750	64
M18 x 1.50	0.6614			16.800	62
M18 x 1.50	0.6634			16.850	59
M18 x 2.00	0.6260			15.900	81
M18 x 2.00	0.6280			15.950	79
M18 x 2.00	0.6299			16.000	77
M18 x 2.00	0.6319			16.050	75
M18 x 2.00	0.6339			16.100	73
M18 x 2.00	0.6358			16.150	71
M18 x 2.00	0.6378			16.200	69
M18 x 2.00	0.6398			16.250	67
M18 x 2.00	0.6406	41/64		16.270	67
M18 x 2.00	0.6417			16.300	65
M18 x 2.00	0.6437			16.350	64
M18 x 2.00	0.6457			16.400	62
M18 x 2.00	0.6476			16.450	60
M18 x 2.50	0.6063			15.400	80
M18 x 2.50	0.6083			15.450	79
M18 x 2.50	0.6094	39/64		15.480	78
M18 x 2.50	0.6102			15.500	77
M18 x 2.50	0.6122			15.550	75
M18 x 2.50	0.6142			15.600	74
M18 x 2.50	0.6161			15.650	72
M18 x 2.50	0.6181			15.700	71
M18 x 2.50	0.6201			15.750	69
M18 x 2.50	0.6220			15.800	68
M18 x 2.50	0.6240			15.850	66
M18 x 2.50	0.6248	5/8		15.870	66
M18 x 2.50	0.6260			15.900	65
M18 x 2.50	0.6280			15.950	63
M18 x 2.50	0.6299			16.000	62
M18 x 2.50	0.6319			16.050	60
M18 x 2.50	0.6339			16.100	59
M20 x 1.50	0.7264			18.450	80

81-59% Theoretical Percentage of Thread					
Tap Size	dec	Fract	Wire/Let	mm	Theor %
M20 x 1.50	0.7283			18.500	77
M20 x 1.50	0.7303			18.550	74
M20 x 1.50	0.7323			18.600	72
M20 x 1.50	0.7343	47/64		18.650	69
M20 x 1.50	0.7362			18.700	67
M20 x 1.50	0.7382			18.750	64
M20 x 1.50	0.7402			18.800	62
M20 x 1.50	0.7421			18.850	59
M20 x 2.00	0.7047			17.900	81
M20 x 2.00	0.7067			17.950	79
M20 x 2.00	0.7087			18.000	77
M20 x 2.00	0.7106			18.050	75
M20 x 2.00	0.7126			18.100	73
M20 x 2.00	0.7146			18.150	71
M20 x 2.00	0.7165			18.200	69
M20 x 2.00	0.7185			18.250	67
M20 x 2.00	0.7189	23/32		18.260	67
M20 x 2.00	0.7205			18.300	65
M20 x 2.00	0.7224			18.350	64
M20 x 2.00	0.7244			18.400	62
M20 x 2.00	0.7264			18.450	60
M20 x 2.50	0.6850			17.400	80
M20 x 2.50	0.6870			17.450	79
M20 x 2.50	0.6874	11/16		17.460	78
M20 x 2.50	0.6890			17.500	77
M20 x 2.50	0.6909			17.550	75
M20 x 2.50	0.6929			17.600	74
M20 x 2.50	0.6949			17.650	72
M20 x 2.50	0.6969			17.700	71
M20 x 2.50	0.6988			17.750	69
M20 x 2.50	0.7008			17.800	68
M20 x 2.50	0.7028			17.850	66
M20 x 2.50	0.7031	45/64		17.860	66
M20 x 2.50	0.7047			17.900	65
M20 x 2.50	0.7067			17.950	63
M20 x 2.50	0.7087			18.000	62
M20 x 2.50	0.7106			18.050	60
M20 x 2.50	0.7126			18.100	59
M22 x 1.00	0.8248			20.950	81
M22 x 1.00	0.8268			21.000	77
M22 x 1.00	0.8280	53/64		21.030	75
M22 x 1.00	0.8287			21.050	73
M22 x 1.00	0.8307			21.100	69
M22 x 1.00	0.8327			21.150	65
M22 x 1.00	0.8346			21.200	62
M22 x 1.50	0.8051			20.450	80
M22 x 1.50	0.8071			20.500	77
M22 x 1.50	0.8091			20.550	74
M22 x 1.50	0.8110			20.600	72
M22 x 1.50	0.8126	13/16		20.640	70
M22 x 1.50	0.8130			20.650	69
M22 x 1.50	0.8150			20.700	67
M22 x 1.50	0.8169			20.750	64
M22 x 1.50	0.8189			20.800	62
M22 x 1.50	0.8209			20.850	59
M22 x 2.00	0.7835			19.900	81
M22 x 2.00	0.7854			19.950	79
M22 x 2.00	0.7874			20.000	77
M22 x 2.00	0.7894			20.050	75
M22 x 2.00	0.7913			20.100	73
M22 x 2.00	0.7933			20.150	71
M22 x 2.00	0.7953			20.200	69
M22 x 2.00	0.7969	51/64		20.240	68
M22 x 2.00	0.7972			20.250	67
M22 x 2.00	0.7992			20.300	65
M22 x 2.00	0.8012			20.350	64
M22 x 2.00	0.8031			20.400	62
M22 x 2.00	0.8051			20.450	60
M22 x 2.50	0.7638			19.400	80
M22 x 2.50	0.7657	49/64		19.450	79
M22 x 2.50	0.7677			19.500	77
M22 x 2.50	0.7697			19.550	75
M22 x 2.50	0.7717			19.600	74
M22 x 2.50	0.7736			19.650	72
M22 x 2.50	0.7756			19.700	71
M22 x 2.50	0.7776			19.750	69
M22 x 2.50	0.7795			19.800	68
M22 x 2.50	0.7811	25/32		19.840	67
M22 x 2.50	0.7815			19.850	66
M22 x 2.50	0.7835			19.900	65
M22 x 2.50	0.7854			19.950	63

Metric Cut Tap Drill Sizes

81-59% Theoretical Percentage of Thread					
Tap Size	dec	Fract	Wire/Let	mm	Theor %
M22 x 2.50	0.7874			20.000	62
M22 x 2.50	0.7894			20.050	60
M22 x 2.50	0.7913			20.100	59
M24 x 1.00	0.9035			22.950	81
M24 x 1.00	0.9055			23.000	77
M24 x 1.00	0.9063	29/32		23.020	75
M24 x 1.00	0.9075			23.050	73
M24 x 1.00	0.9094			23.100	69
M24 x 1.00	0.9114			23.150	65
M24 x 1.00	0.9134			23.200	62
M24 x 1.50	0.8839			22.450	80
M24 x 1.50	0.8858			22.500	77
M24 x 1.50	0.8878			22.550	74
M24 x 1.50	0.8898			22.600	72
M24 x 1.50	0.8917			22.650	69
M24 x 1.50	0.8937			22.700	67
M24 x 1.50	0.8957			22.750	64
M24 x 1.50	0.8976			22.800	62
M24 x 1.50	0.8996			22.850	59
M24 x 2.00	0.8622			21.900	81
M24 x 2.00	0.8642			21.950	79
M24 x 2.00	0.8661			22.000	77
M24 x 2.00	0.8681			22.050	75
M24 x 2.00	0.8701			22.100	73
M24 x 2.00	0.8720			22.150	71
M24 x 2.00	0.8740			22.200	69
M24 x 2.00	0.8748	7/8		22.220	69
M24 x 2.00	0.8760			22.250	67
M24 x 2.00	0.8780			22.300	65
M24 x 2.00	0.8799			22.350	64
M24 x 2.00	0.8819			22.400	62
M24 x 2.00	0.8839			22.450	60
M24 x 3.00	0.8209			20.850	81
M24 x 3.00	0.8228			20.900	80
M24 x 3.00	0.8248			20.950	78
M24 x 3.00	0.8268			21.000	77
M24 x 3.00	0.8280	53/64		21.030	76
M24 x 3.00	0.8287			21.050	76
M24 x 3.00	0.8307			21.100	74
M24 x 3.00	0.8327			21.150	73
M24 x 3.00	0.8346			21.200	72
M24 x 3.00	0.8366			21.250	71
M24 x 3.00	0.8386			21.300	69
M24 x 3.00	0.8406			21.350	68
M24 x 3.00	0.8425			21.400	67
M24 x 3.00	0.8437	27/32		21.430	66
M24 x 3.00	0.8445			21.450	65
M24 x 3.00	0.8465			21.500	64
M24 x 3.00	0.8484			21.550	63
M24 x 3.00	0.8504			21.600	62
M24 x 3.00	0.8524			21.650	60
M24 x 3.00	0.8543			21.700	59
M27 x 3.00	0.9370			23.800	82
M27 x 3.00	0.9374	15/16		23.810	82
M27 x 3.00	0.9409			23.900	80
M27 x 3.00	0.9449			24.000	77
M27 x 3.00	0.9488			24.100	74
M27 x 3.00	0.9528			24.200	72
M27 x 3.00	0.9531	61/64		24.210	72
M27 x 3.00	0.9567			24.300	69
M27 x 3.00	0.9606			24.400	67
M27 x 3.00	0.9646			24.500	64
M27 x 3.00	0.9685			24.600	62
M27 x 3.00	0.9689	31/32		24.610	61
M27 x 3.00	0.9724			24.700	59
M27 x 2.00	0.9803			24.900	81
M27 x 2.00	0.9843	63/64		25.000	77
M27 x 2.00	0.9882			25.100	73
M27 x 2.00	0.9921			25.200	69
M27 x 2.00	0.9961			25.300	65
M27 x 2.00	1.0000	1		25.400	62

81-59% Theoretical Percentage of Thread					
Tap Size	dec	Fract	Wire/Let	mm	Theor %
M30 x 3.50	1.0354			26.300	83
M30 x 3.50	1.0394			26.400	79
M30 x 3.50	1.0433			26.500	77
M30 x 3.50	1.0469	1 3/64		26.590	75
M30 x 3.50	1.0472			26.600	75
M30 x 3.50	1.0512			26.700	73
M30 x 3.50	1.0551			26.800	70
M30 x 3.50	1.0591			26.900	68
M30 x 3.50	1.0626	1 1/16		26.990	66
M30 x 3.50	1.0630			27.000	66
M30 x 3.50	1.0669			27.100	64
M30 x 3.50	1.0709			27.200	62
M30 x 3.50	1.0748			27.300	59
M30 x 2.00	1.0984			27.900	81
M30 x 2.00	1.1024			28.000	77
M30 x 2.00	1.1063			28.100	73
M30 x 2.00	1.1094	1 7/64		28.180	70
M30 x 2.00	1.1102			28.200	69
M30 x 2.00	1.1142			28.300	65
M30 x 2.00	1.1181			28.400	62
M30 x 2.00	1.1220			28.500	58
M33 x 3.50	1.1535			29.300	81
M33 x 3.50	1.1563	1 5/32		29.370	80
M33 x 3.50	1.1575			29.400	79
M33 x 3.50	1.1614			29.500	77
M33 x 3.50	1.1654			29.600	75
M33 x 3.50	1.1693	1 11/64		29.770	71
M33 x 3.50	1.1732			29.800	70
M33 x 3.50	1.1772			29.900	68
M33 x 3.50	1.1811			30.000	66
M33 x 3.50	1.1850			30.100	64
M33 x 3.50	1.1874	1 3/16		30.160	62
M33 x 3.50	1.1890			30.200	62
M33 x 3.50	1.1929			30.300	59
M33 x 2.00	1.2165			30.900	81
M33 x 2.00	1.2189	1 7/32		30.960	79
M33 x 2.00	1.2205			31.000	77
M33 x 2.00	1.2244			31.100	73
M33 x 2.00	1.2283			31.200	69
M33 x 2.00	1.2323			31.300	65
M33 x 2.00	1.2343	1 15/64		31.350	64
M33 x 2.00	1.2362			31.400	62
M33 x 2.00	1.2402			31.500	58
M36 x 4.00	1.2500	1 1/4		31.750	82
M36 x 4.00	1.2520			31.800	81
M36 x 4.00	1.2559			31.900	79
M36 x 4.00	1.2598			32.000	77
M36 x 4.00	1.2638			32.100	75
M36 x 4.00	1.2657	1 17/64		32.150	74
M36 x 4.00	1.2677			32.200	73
M36 x 4.00	1.2717			32.300	71
M36 x 4.00	1.2756			32.400	69
M36 x 4.00	1.2795			32.500	67
M36 x 4.00	1.2811	1 9/32		32.540	67
M36 x 4.00	1.2835			32.600	65
M36 x 4.00	1.2874			32.700	64
M36 x 4.00	1.2913			32.800	62
M36 x 4.00	1.2953			32.900	60
M36 x 4.00	1.2969	1 19/64		32.940	59
M36 x 3.00	1.2913			32.800	82
M36 x 3.00	1.2953			32.900	80
M36 x 3.00	1.2969	1 19/64		32.940	79
M36 x 3.00	1.2992			33.000	77
M36 x 3.00	1.3031			33.100	74
M36 x 3.00	1.3071			33.200	72
M36 x 3.00	1.3110			33.300	69
M36 x 3.00	1.3126	1 5/16		33.340	68
M36 x 3.00	1.3150			33.400	67
M36 x 3.00	1.3189			33.500	64
M36 x 3.00	1.3228			33.600	62
M36 x 3.00	1.3268			33.700	59

DRILL SIZE FOR THREAD FORMING @ 55% THREAD

Metric Threads			Metric Threads			UNC / UNF Threads		
Tap Dia.	Pitch mm	Drill size mm	Tap Dia.	Pitch mm	Drill size mm	Tap Size	TPI	Drill size mm
M 1	0.25	0.91	M 10	0.75	9.72	2	56	2.01
M 1.1	0.25	1.01	M 10	1.00	9.63	2	64	2.04
M 1.2	0.25	1.11	M 10	1.25	9.53	3	48	2.32
M 1.4	0.30	1.29	M 10	1.50	9.44	3	56	2.34
M 1.6	0.35	1.47	M 11	0.75	10.72	4	40	2.61
M 1.7	0.35	1.57	M 11	1.00	10.63	4	48	2.65
M 1.8	0.35	1.67	M 11	1.50	10.44	5	40	2.94
M 2	0.40	1.85	M 12	1.00	11.63	5	44	2.96
M 2.2	0.45	2.03	M 12	1.25	11.53	6	32	3.21
M 2.3	0.40	2.15	M 12	1.50	11.44	6	40	3.27
M 2.5	0.45	2.33	M 12	1.75	11.35	8	32	3.87
M 2.6	0.45	2.43	M 14	1.00	13.63	8	36	3.90
M 3	0.50	2.81	M 14	1.25	13.53	10	24	4.43
M 3.5	0.60	3.28	M 14	1.50	13.44	10	32	4.53
M 4	0.70	3.74	M 14	2.00	13.25	12	24	5.09
M 4.5	0.75	4.22	M 15	1.00	14.63	12	28	5.15
M 5	0.50	4.81	M 15	1.50	14.44	1/4	20	5.88
M 5	0.80	4.70	M 16	1.00	15.63	1/4	28	6.01
M 5.5	0.50	5.31	M 16	1.50	15.44	5/16	18	7.41
M 6	0.75	5.72	M 16	2.00	15.25	5/16	24	7.54
M 6	1.00	5.63	M 17	1.00	16.63	3/8	16	8.93
M 7	0.75	6.72	M 17	1.50	16.44	3/8	24	9.13
M 7	1.00	6.63	M 18	1.00	17.63	7/16	14	10.43
M 8	0.75	7.72	M 18	1.50	17.44	7/16	20	10.64
M 8	1.00	7.63	M 18	2.00	17.25	1/2	13	11.97
M 8	1.25	7.53	M 18	2.50	17.07	1/2	20	12.23
M 9	0.75	8.72	M 20	1.00	19.63	9/16	12	13.50
M 9	1.00	8.63	M 20	2.50	19.07	9/16	18	13.76
M 9	1.25	8.53				5/8	11	15.01
						5/8	18	15.35
						3/4	10	18.10
						3/4	16	18.46
						7/8	9	21.17
						7/8	14	21.55
						1	8	24.21
						1	12	24.61

DRILL SIZE FOR THREAD FORMING @ 57.5% THREAD

Metric Threads			Metric Threads			UNC / UNF Threads		
Tap Dia.	Pitch mm	Drill size mm	Tap Dia.	Pitch mm	Drill size mm	Tap Size	TPI	Drill size mm
M 1	0.25	0.90	M 10	0.75	9.71	2	56	2.01
M 1.1	0.25	1.00	M 10	1.00	9.61	2	64	2.03
M 1.2	0.25	1.10	M 10	1.25	9.51	3	48	2.31
M 1.4	0.30	1.28	M 10	1.50	9.41	3	56	2.34
M 1.6	0.35	1.46	M 11	0.75	10.71	4	40	2.60
M 1.7	0.35	1.56	M 11	1.00	10.61	4	48	2.64
M 1.8	0.35	1.66	M 11	1.50	10.41	5	40	2.93
M 2	0.40	1.84	M 12	1.00	11.61	5	44	2.95
M 2.2	0.45	2.02	M 12	1.25	11.51	6	32	3.19
M 2.3	0.40	2.14	M 12	1.50	11.41	6	40	3.26
M 2.5	0.45	2.32	M 12	1.75	11.32	8	32	3.86
M 2.6	0.45	2.42	M 14	1.00	13.61	8	36	3.89
M 3	0.50	2.80	M 14	1.25	13.51	10	24	4.41
M 3.5	0.60	3.27	M 14	1.50	13.41	10	32	4.52
M 4	0.70	3.73	M 14	2.00	13.22	12	24	5.07
M 4.5	0.75	4.21	M 15	1.00	14.61	12	28	5.13
M 5	0.50	4.80	M 15	1.50	14.41	1/4	20	5.85
M 5	0.80	4.69	M 16	1.00	15.61	1/4	28	6.00
M 5.5	0.50	5.30	M 16	1.50	15.41	5/16	18	7.39
M 6	0.75	5.71	M 16	2.00	15.22	5/16	24	7.52
M 6	1.00	5.61	M 17	1.00	16.61	3/8	16	8.90
M 7	0.75	6.71	M 17	1.50	16.41	3/8	24	9.11
M 7	1.00	6.61	M 18	1.00	17.61	7/16	14	10.40
M 8	0.75	7.71	M 18	1.50	17.41	7/16	20	10.62
M 8	1.00	7.61	M 18	2.00	17.22	1/2	13	11.94
M 8	1.25	7.51	M 18	2.50	17.02	1/2	20	12.20
M 9	0.75	8.71	M 20	1.00	19.61	9/16	12	13.46
M 9	1.00	8.61	M 20	2.50	19.02	9/16	18	13.74
M 9	1.25	8.51				5/8	11	14.97
						5/8	18	15.32
						3/4	10	18.06
						3/4	16	18.43
						7/8	9	21.12
						7/8	14	21.52
						1	8	24.16
						1	12	24.57

DRILL SIZE FOR THREAD FORMING @ 60% THREAD

Metric Threads			Metric Threads			UNC / UNF Threads		
Tap Dia.	Pitch mm	Drill size mm	Tap Dia.	Pitch mm	Drill size mm	Tap Size	TPI	Drill size mm
M 1	0.25	0.90	M 10	0.75	9.69	2	56	2.00
M 1.1	0.25	1.00	M 10	1.00	9.59	2	64	2.02
M 1.2	0.25	1.10	M 10	1.25	9.49	3	48	2.30
M 1.4	0.30	1.28	M 10	1.50	9.39	3	56	2.33
M 1.6	0.35	1.46	M 11	0.75	10.69	4	40	2.59
M 1.7	0.35	1.56	M 11	1.00	10.59	4	48	2.63
M 1.8	0.35	1.66	M 11	1.50	10.39	5	40	2.92
M 2	0.40	1.84	M 12	1.00	11.59	5	44	2.94
M 2.2	0.45	2.02	M 12	1.25	11.49	6	32	3.18
M 2.3	0.40	2.14	M 12	1.50	11.39	6	40	3.25
M 2.5	0.45	2.32	M 12	1.75	11.29	8	32	3.84
M 2.6	0.45	2.42	M 14	1.00	13.59	8	36	3.88
M 3	0.50	2.80	M 14	1.25	13.49	10	24	4.39
M 3.5	0.60	3.26	M 14	1.50	13.39	10	32	4.50
M 4	0.70	3.71	M 14	2.00	13.18	12	24	5.05
M 4.5	0.75	4.19	M 15	1.00	14.59	12	28	5.12
M 5	0.50	4.80	M 15	1.50	14.39	1/4	20	5.83
M 5	0.80	4.67	M 16	1.00	15.59	1/4	28	5.98
M 5.5	0.50	5.30	M 16	1.50	15.39	5/16	18	7.36
M 6	0.75	5.69	M 16	2.00	15.18	5/16	24	7.51
M 6	1.00	5.59	M 17	1.00	16.59	3/8	16	8.88
M 7	0.75	6.69	M 17	1.50	16.39	3/8	24	9.09
M 7	1.00	6.59	M 18	1.00	17.59	7/16	14	10.37
M 8	0.75	7.69	M 18	1.50	17.39	7/16	20	10.59
M 8	1.00	7.59	M 18	2.00	17.18	1/2	13	11.90
M 8	1.25	7.49	M 18	2.50	16.98	1/2	20	12.18
M 9	0.75	8.69	M 20	1.00	19.59	9/16	12	13.42
M 9	1.00	8.59	M 20	2.50	18.98	9/16	18	13.71
M 9	1.25	8.49				5/8	11	14.93
						5/8	18	15.30
						3/4	10	18.01
						3/4	16	18.40
						7/8	9	21.07
						7/8	14	21.48
						1	8	24.10
						1	12	24.54

DRILL SIZE FOR THREAD FORMING @ 62.5% THREAD

Metric Threads			Metric Threads			UNC / UNF Threads		
Tap Dia.	Pitch mm	Drill size mm	Tap Dia.	Pitch mm	Drill size mm	Tap Size	TPI	Drill size mm
M 1	0.25	0.89	M 10	0.75	9.68	2	56	1.99
M 1.1	0.25	0.99	M 10	1.00	9.58	2	64	2.02
M 1.2	0.25	1.09	M 10	1.25	9.47	3	48	2.29
M 1.4	0.30	1.27	M 10	1.50	9.36	3	56	2.32
M 1.6	0.35	1.45	M 11	0.75	10.68	4	40	2.57
M 1.7	0.35	1.55	M 11	1.00	10.58	4	48	2.62
M 1.8	0.35	1.65	M 11	1.50	10.36	5	40	2.91
M 2	0.40	1.83	M 12	1.00	11.58	5	44	2.93
M 2.2	0.45	2.01	M 12	1.25	11.47	6	32	3.17
M 2.3	0.40	2.13	M 12	1.50	11.36	6	40	3.24
M 2.5	0.45	2.31	M 12	1.75	11.26	8	32	3.83
M 2.6	0.45	2.41	M 14	1.00	13.58	8	36	3.87
M 3	0.50	2.79	M 14	1.25	13.47	10	24	4.38
M 3.5	0.60	3.25	M 14	1.50	13.36	10	32	4.49
M 4	0.70	3.70	M 14	2.00	13.15	12	24	5.04
M 4.5	0.75	4.18	M 15	1.00	14.58	12	28	5.10
M 5	0.50	4.79	M 15	1.50	14.36	1/4	20	5.81
M 5	0.80	4.66	M 16	1.00	15.58	1/4	28	5.96
M 5.5	0.50	5.29	M 16	1.50	15.36	5/16	18	7.34
M 6	0.75	5.68	M 16	2.00	15.15	5/16	24	7.49
M 6	1.00	5.58	M 17	1.00	16.58	3/8	16	8.85
M 7	0.75	6.68	M 17	1.50	16.36	3/8	24	9.08
M 7	1.00	6.58	M 18	1.00	17.58	7/16	14	10.34
M 8	0.75	7.68	M 18	1.50	17.36	7/16	20	10.57
M 8	1.00	7.58	M 18	2.00	17.15	1/2	13	11.87
M 8	1.25	7.47	M 18	2.50	16.94	1/2	20	12.16
M 9	0.75	8.68	M 20	1.00	19.58	9/16	12	13.39
M 9	1.00	8.58	M 20	2.50	18.94	9/16	18	13.69
M 9	1.25	8.47				5/8	11	14.89
						5/8	18	15.28
						3/4	10	17.97
						3/4	16	18.38
						7/8	9	21.03
						7/8	14	21.45
						1	8	24.05
						1	12	24.50

DRILL SIZE FOR THREAD FORMING @ 65% THREAD

Metric Threads			Metric Threads			UNC / UNF Threads		
Tap Dia.	Pitch mm	Drill size mm	Tap Dia.	Pitch mm	Drill size mm	Tap Size	TPI	Drill size mm
M 1	0.25	0.89	M 10	0.75	9.67	2	56	1.98
M 1.1	0.25	0.99	M 10	1.00	9.56	2	64	2.01
M 1.2	0.25	1.09	M 10	1.25	9.45	3	48	2.28
M 1.4	0.30	1.27	M 10	1.50	9.34	3	56	2.31
M 1.6	0.35	1.45	M 11	0.75	10.67	4	40	2.56
M 1.7	0.35	1.55	M 11	1.00	10.56	4	48	2.61
M 1.8	0.35	1.65	M 11	1.50	10.34	5	40	2.89
M 2	0.40	1.82	M 12	1.00	11.56	5	44	2.92
M 2.2	0.45	2.00	M 12	1.25	11.45	6	32	3.15
M 2.3	0.40	2.12	M 12	1.50	11.34	6	40	3.22
M 2.5	0.45	2.30	M 12	1.75	11.23	8	32	3.81
M 2.6	0.45	2.40	M 14	1.00	13.56	8	36	3.85
M 3	0.50	2.78	M 14	1.25	13.45	10	24	4.36
M 3.5	0.60	3.23	M 14	1.50	13.34	10	32	4.48
M 4	0.70	3.69	M 14	2.00	13.12	12	24	5.02
M 4.5	0.75	4.17	M 15	1.00	14.56	12	28	5.09
M 5	0.50	4.78	M 15	1.50	14.34	1/4	20	5.79
M 5	0.80	4.65	M 16	1.00	15.56	1/4	28	5.95
M 5.5	0.50	5.28	M 16	1.50	15.34	5/16	18	7.31
M 6	0.75	5.67	M 16	2.00	15.12	5/16	24	7.47
M 6	1.00	5.56	M 17	1.00	16.56	3/8	16	8.82
M 7	0.75	6.67	M 17	1.50	16.34	3/8	24	9.06
M 7	1.00	6.56	M 18	1.00	17.56	7/16	14	10.31
M 8	0.75	7.67	M 18	1.50	17.34	7/16	20	10.55
M 8	1.00	7.56	M 18	2.00	17.12	1/2	13	11.84
M 8	1.25	7.45	M 18	2.50	16.90	1/2	20	12.14
M 9	0.75	8.67	M 20	1.00	19.56	9/16	12	13.35
M 9	1.00	8.56	M 20	2.50	18.90	9/16	18	13.66
M 9	1.25	8.45				5/8	11	14.85
						5/8	18	15.25
						3/4	10	17.93
						3/4	16	18.35
						7/8	9	20.98
						7/8	14	21.42
						1	8	24.00
						1	12	24.46

DRILL SIZE FOR THREAD FORMING @ 67.5% THREAD

Metric Threads			Metric Threads			UNC / UNF Threads		
Tap Dia.	Pitch mm	Drill size mm	Tap Dia.	Pitch mm	Drill size mm	Tap Size	TPI	Drill size mm
M 1	0.25	0.89	M 10	0.75	9.66	2	56	1.98
M 1.1	0.25	0.99	M 10	1.00	9.54	2	64	2.00
M 1.2	0.25	1.09	M 10	1.25	9.43	3	48	2.27
M 1.4	0.30	1.26	M 10	1.50	9.31	3	56	2.31
M 1.6	0.35	1.44	M 11	0.75	10.66	4	40	2.55
M 1.7	0.35	1.54	M 11	1.00	10.54	4	48	2.60
M 1.8	0.35	1.64	M 11	1.50	10.31	5	40	2.88
M 2	0.40	1.82	M 12	1.00	11.54	5	44	2.91
M 2.2	0.45	1.99	M 12	1.25	11.43	6	32	3.14
M 2.3	0.40	2.12	M 12	1.50	11.31	6	40	3.21
M 2.5	0.45	2.29	M 12	1.75	11.20	8	32	3.80
M 2.6	0.45	2.39	M 14	1.00	13.54	8	36	3.84
M 3	0.50	2.77	M 14	1.25	13.43	10	24	4.34
M 3.5	0.60	3.22	M 14	1.50	13.31	10	32	4.46
M 4	0.70	3.68	M 14	2.00	13.08	12	24	5.00
M 4.5	0.75	4.16	M 15	1.00	14.54	12	28	5.07
M 5	0.50	4.77	M 15	1.50	14.31	1/4	20	5.77
M 5	0.80	4.63	M 16	1.00	15.54	1/4	28	5.93
M 5.5	0.50	5.27	M 16	1.50	15.31	5/16	18	7.29
M 6	0.75	5.66	M 16	2.00	15.08	5/16	24	7.45
M 6	1.00	5.54	M 17	1.00	16.54	3/8	16	8.80
M 7	0.75	6.66	M 17	1.50	16.31	3/8	24	9.04
M 7	1.00	6.54	M 18	1.00	17.54	7/16	14	10.28
M 8	0.75	7.66	M 18	1.50	17.31	7/16	20	10.53
M 8	1.00	7.54	M 18	2.00	17.08	1/2	13	11.80
M 8	1.25	7.43	M 18	2.50	16.85	1/2	20	12.12
M 9	0.75	8.66	M 20	1.00	19.54	9/16	12	13.32
M 9	1.00	8.54	M 20	2.50	18.85	9/16	18	13.64
M 9	1.25	8.43				5/8	11	14.82
						5/8	18	15.23
						3/4	10	17.88
						3/4	16	18.32
						7/8	9	20.93
						7/8	14	21.39
						1	8	23.94
						1	12	24.43

DRILL SIZE FOR THREAD FORMING @ 70% THREAD

Metric Threads			Metric Threads			UNC / UNF Threads		
Tap Dia.	Pitch mm	Drill size mm	Tap Dia.	Pitch mm	Drill size mm	Tap Size	TPI	Drill size mm
M 1	0.25	0.88	M 10	0.75	9.64	2	56	1.97
M 1.1	0.25	0.98	M 10	1.00	9.52	2	64	2.00
M 1.2	0.25	1.08	M 10	1.25	9.41	3	48	2.26
M 1.4	0.30	1.26	M 10	1.50	9.29	3	56	2.30
M 1.6	0.35	1.43	M 11	0.75	10.64	4	40	2.54
M 1.7	0.35	1.53	M 11	1.00	10.52	4	48	2.59
M 1.8	0.35	1.63	M 11	1.50	10.29	5	40	2.87
M 2	0.40	1.81	M 12	1.00	11.52	5	44	2.90
M 2.2	0.45	1.99	M 12	1.25	11.41	6	32	3.13
M 2.3	0.40	2.11	M 12	1.50	11.29	6	40	3.20
M 2.5	0.45	2.29	M 12	1.75	11.17	8	32	3.79
M 2.6	0.45	2.39	M 14	1.00	13.52	8	36	3.83
M 3	0.50	2.76	M 14	1.25	13.41	10	24	4.32
M 3.5	0.60	3.21	M 14	1.50	13.29	10	32	4.45
M 4	0.70	3.67	M 14	2.00	13.05	12	24	4.98
M 4.5	0.75	4.14	M 15	1.00	14.52	12	28	5.05
M 5	0.50	4.76	M 15	1.50	14.29	1/4	20	5.75
M 5	0.80	4.62	M 16	1.00	15.52	1/4	28	5.92
M 5.5	0.50	5.26	M 16	1.50	15.29	5/16	18	7.27
M 6	0.75	5.64	M 16	2.00	15.05	5/16	24	7.43
M 6	1.00	5.52	M 17	1.00	16.52	3/8	16	8.77
M 7	0.75	6.64	M 17	1.50	16.29	3/8	24	9.02
M 7	1.00	6.52	M 18	1.00	17.52	7/16	14	10.25
M 8	0.75	7.64	M 18	1.50	17.29	7/16	20	10.51
M 8	1.00	7.52	M 18	2.00	17.05	1/2	13	11.77
M 8	1.25	7.41	M 18	2.50	16.81	1/2	20	12.10
M 9	0.75	8.64	M 20	1.00	19.52	9/16	12	13.28
M 9	1.00	8.52	M 20	2.50	18.81	9/16	18	13.62
M 9	1.25	8.41				5/8	11	14.78
						5/8	18	15.20
						3/4	10	17.84
						3/4	16	18.29
						7/8	9	20.88
						7/8	14	21.36
						1	8	23.89
						1	12	24.39

DRILL SIZE FOR THREAD FORMING @ 72.5% THREAD

Metric Threads			Metric Threads			UNC / UNF Threads		
Tap Dia.	Pitch mm	Drill size mm	Tap Dia.	Pitch mm	Drill size mm	Tap Size	TPI	Drill size mm
M 1	0.25	0.88	M 10	0.75	9.63	2	56	1.96
M 1.1	0.25	0.98	M 10	1.00	9.51	2	64	1.99
M 1.2	0.25	1.08	M 10	1.25	9.38	3	48	2.25
M 1.4	0.30	1.25	M 10	1.50	9.26	3	56	2.29
M 1.6	0.35	1.43	M 11	0.75	10.63	4	40	2.53
M 1.7	0.35	1.53	M 11	1.00	10.51	4	48	2.58
M 1.8	0.35	1.63	M 11	1.50	10.26	5	40	2.86
M 2	0.40	1.80	M 12	1.00	11.51	5	44	2.89
M 2.2	0.45	1.98	M 12	1.25	11.38	6	32	3.11
M 2.3	0.40	2.10	M 12	1.50	11.26	6	40	3.19
M 2.5	0.45	2.28	M 12	1.75	11.14	8	32	3.77
M 2.6	0.45	2.38	M 14	1.00	13.51	8	36	3.82
M 3	0.50	2.75	M 14	1.25	13.38	10	24	4.30
M 3.5	0.60	3.20	M 14	1.50	13.26	10	32	4.43
M 4	0.70	3.65	M 14	2.00	13.01	12	24	4.96
M 4.5	0.75	4.13	M 15	1.00	14.51	12	28	5.04
M 5	0.50	4.75	M 15	1.50	14.26	1/4	20	5.72
M 5	0.80	4.61	M 16	1.00	15.51	1/4	28	5.90
M 5.5	0.50	5.25	M 16	1.50	15.26	5/16	18	7.24
M 6	0.75	5.63	M 16	2.00	15.01	5/16	24	7.42
M 6	1.00	5.51	M 17	1.00	16.51	3/8	16	8.74
M 7	0.75	6.63	M 17	1.50	16.26	3/8	24	9.00
M 7	1.00	6.51	M 18	1.00	17.51	7/16	14	10.22
M 8	0.75	7.63	M 18	1.50	17.26	7/16	20	10.49
M 8	1.00	7.51	M 18	2.00	17.01	1/2	13	11.74
M 8	1.25	7.38	M 18	2.50	16.77	1/2	20	12.07
M 9	0.75	8.63	M 20	1.00	19.51	9/16	12	13.24
M 9	1.00	8.51	M 20	2.50	18.77	9/16	18	13.59
M 9	1.25	8.38				5/8	11	14.74
						5/8	18	15.18
						3/4	10	17.80
						3/4	16	18.27
						7/8	9	20.83
						7/8	14	21.33
						1	8	23.84
						1	12	24.36

From 1/64 to 11 63/64

Size (inch)	mm	Part of inch (decimal)
-	0.10	0.0039
97	0.15	0.0059
96	0.16	0.0063
95	0.17	0.0067
94	0.18	0.0071
93	0.19	0.0075
92	0.20	0.0079
91	0.21	0.0083
90	0.22	0.0087
89	0.23	0.0091
88	0.24	0.0095
-	0.25	0.0098
87	0.25	0.0100
	0.26	0.0102
86	0.27	0.0105
	0.27	0.0106
85	0.28	0.0110
	0.29	0.0114
84	0.29	0.0115
-	0.30	0.0118
83	0.30	0.0120
82	0.32	0.0125
	0.32	0.0126
81	0.33	0.0130
80	0.34	0.0135
79	0.37	0.0145
1/64	0.40	0.0156
78	0.41	0.0160
77	0.46	0.0180
-	0.50	0.0197
76	0.51	0.0200
75	0.53	0.0210
74	0.57	0.0225
-	0.60	0.0236
73	0.61	0.0240
72	0.64	0.0250
71	0.66	0.0260
-	0.70	0.0276
70	0.71	0.0280
69	0.74	0.0292
-	0.75	0.0295
68	0.79	0.0310
1/32	0.79	0.0313
-	0.80	0.0315
67	0.81	0.0320
66	0.84	0.0330
65	0.89	0.0350
-	0.90	0.0354
64	0.91	0.0360
63	0.94	0.0370
62	0.97	0.0380
61	0.99	0.0390
-	1.00	0.0394
60	1.02	0.0400
59	1.04	0.0410
58	1.07	0.0420
57	1.09	0.0430
56	1.18	0.0465
3/64	1.19	0.0469
	1.20	0.0472
	1.25	0.0492
	1.30	0.0512
55	1.32	0.0520
54	1.40	0.0550
	1.45	0.0571
	1.50	0.0591
53	1.51	0.0595
	1.55	0.0610
1/16	1.59	0.0625
	1.60	0.0630
52	1.61	0.0635
	1.65	0.0650
51	1.70	0.0670
	1.75	0.0689
50	1.78	0.0700
	1.80	0.0709
49	1.85	0.0730
	1.90	0.0748
48	1.93	0.0760
	1.95	0.0768
5/64	1.98	0.0781
47	1.99	0.0785
-	2.00	0.0787
	2.05	0.0807
46	2.06	0.0810
45	2.08	0.0820
	2.15	0.0846
44	2.18	0.0860
43	2.26	0.0890
42	2.37	0.0935
3/32	2.38	0.0938
41	2.44	0.0960
40	2.50	0.0980
39	2.53	0.0995
38	2.58	0.1015
37	2.64	0.1040
36	2.71	0.1065
7/64	2.78	0.1094
35	2.79	0.11
34	2.82	0.111
33	2.87	0.113
	2.90	0.1142
32	2.95	0.116
-	3.00	0.1181
31	3.05	0.12
1/8	3.18	0.125
30	3.26	0.1285
	3.30	0.1299
29	3.45	0.136
	3.50	0.1378
28	3.57	0.1405
9/64	3.57	0.1406
27	3.66	0.144
26	3.73	0.147
	3.75	0.1476
25	3.80	0.1495
24	3.86	0.152
23	3.91	0.154
5/32	3.97	0.1562
22	3.99	0.157
-	4.00	0.1575
21	4.04	0.159
20	4.09	0.161
	4.20	0.1654
19	4.22	0.166
18	4.31	0.1695
11/64	4.37	0.1719
17	4.39	0.173
16	4.50	0.177
15	4.57	0.18
14	4.62	0.182
13	4.70	0.185
3/16	4.76	0.1875
12	4.80	0.189
11	4.85	0.191
10	4.91	0.1935
9	4.98	0.196
-	5.00	0.1968
8	5.05	0.199
7	5.11	0.2010
13/64	5.16	0.2031
6	5.18	0.2040
5	5.22	0.2055
	5.25	0.2067
4	5.31	0.2090
3	5.41	0.213
	5.50	0.2165
7/32	5.56	0.2188
2	5.61	0.221
1	5.79	0.228
A	5.94	0.234
15/64	5.95	0.2344
-	6.00	0.2362
B	6.05	0.238
C	6.15	0.242
D	6.25	0.246
1/4	6.35	0.25
E	6.35	0.25
	6.50	0.2559
F	6.53	0.257
G	6.63	0.261
17/64	6.75	0.2656
	6.75	0.2657
H	6.76	0.266
I	6.91	0.272
-	7.00	0.2756
J	7.04	0.2772
K	7.14	0.281
9/32	7.14	0.2812
L	7.37	0.29
M	7.49	0.2949
	7.50	0.2953
19/64	7.54	0.2969
N	7.67	0.3020
	7.75	0.3051
5/16	7.94	0.3125
-	8.00	0.315
O	8.03	0.316
P	8.20	0.323
21/64	8.33	0.3281
Q	8.43	0.332
	8.50	0.3346
R	8.61	0.339
11/32	8.73	0.3438
	8.75	0.3445
S	8.84	0.348
-	9.00	0.3543
T	9.09	0.358
23/64	9.13	0.3594
U	9.35	0.368
	9.50	0.374
3/8	9.53	0.375
V	9.56	0.377
W	9.80	0.386
25/64	9.92	0.3906
-	10.00	0.3937
X	10.08	0.397
Y	10.26	0.4040
13/32	10.32	0.4062
Z	10.49	0.413
	10.50	0.4134
27/64	10.72	0.4219
-	11.00	0.4331
7/16	11.11	0.4375
	11.50	0.4528
29/64	11.51	0.4531
15/32	11.91	0.4688
-	12.00	0.4724
31/64	12.30	0.4844
	12.50	0.4921
1/2	12.70	0.50
-	13.00	0.5118
33/64	13.10	0.5156
17/32	13.49	0.5312
	13.50	0.5315
35/64	13.89	0.5469
-	14.00	0.5512
9/16	14.29	0.5625
	14.50	0.5709
37/64	14.68	0.5781
-	15.00	0.5906
19/32	15.08	0.5938
39/64	15.48	0.6094
	15.50	0.6102
5/8	15.88	0.625
-	16.00	0.6299
41/64	16.27	0.6406
	16.50	0.6496
21/32	16.67	0.6562
-	17.00	0.6693
43/64	17.07	0.6719
11/16	17.46	0.6875
	17.50	0.689
45/64	17.86	0.7031
-	18.00	0.7087
23/32	18.26	0.7188
	18.50	0.7283
47/64	18.65	0.7344
-	19.00	0.748
3/4	19.05	0.75
49/64	19.45	0.7656
	19.50	0.7677
25/32	19.84	0.7812
-	20.00	0.7874
51/64	20.24	0.7969
	20.50	0.8071
13/16	20.64	0.8125
-	21.00	0.8268
53/64	21.03	0.8281
27/32	21.43	0.8438
	21.50	0.8465
55/64	21.84	0.8594
-	22.00	0.8661
7/8	22.23	0.875
	22.50	0.8858
57/64	22.62	0.8906
-	23.00	0.9055
29/32	23.02	0.9062
59/64	23.42	0.9219
	23.50	0.9252
15/16	23.81	0.9375
-	24.00	0.9449
61/64	24.21	0.9531
	24.50	0.9646
31/32	24.61	0.9688
-	25.00	0.9843
63/64	25.00	0.9844
1	25.40	1.00

1 inch = 25.400 0 mm, see DIN 4890 (issue 2/75)

The new material abbreviations (selection)

mat. nos.	abbreviation old	abbreviation new
0.6010	GG10	EN-GJL-100
0.6020	GG20	EN-GJL-200
0.6025	GG25	EN-GJL-250
0.6035	GG35	EN-GJL-350
0.7050	GGG50	EN-GJS-500-7
0.7070	GGG70	EN-GJS-700-2
0.8035	GTW35	EN-GJMW-350-4
0.8155	GTS55	EN-GJMB-550-4
0.8170	GTS70	EN-GJMB-700-2
1.0022	St 01Z	–
1.0035	St 33	S185
1.0039	St 37 -2	S235JRH
1.0044	St 44 -2	S275JR
1.0050	St 50 -2	E295
1.0060	St 60 -2	E335
1.0070	St 70 –2	E360
1.0114	St 37 –3U	S235J0
1.0226	St 02Z	DX51D
1.0242	StE 250 -2Z	S250GD
1.0244	StE 280 -2Z	S280GD
1.0250	StE 320 -3Z	S320GD
1.0301	C 10	–
1.0302	C 10 Pb	–
1.0306	St 06 Z	DX54D
1.0312	St 15	DC05 [Fe P05]
1.0319	RRStE 210.7	L210GA
1.0322	–	DX56D
1.0330	St 12 [St 2]	DC01 [Fe P01]
1.0333	USt 13	–
1.0338	St 14 [St 4]	DC04 [Fe P04]
1.0345	H I	P235GH
1.0347	RRSt 13 [RRSt 3]	DC03 [Fe P03]
1.0348	UH I	P195GH
1.0350	St 03Z	DX52D
1.0355	St 05Z	DX53D
1.0356	TTSt 35 N	P215NL
1.0358	St 05 Z	–
1.0401	C 15	–
1.0402	C 22	C22
1.0403	C 15 Pb	–
1.0406	C 25	C25
1.0419	St 52.0	L355
1.0424	St 45.8 (ersetzt)	P265
1.0424	St 42.8 (ersetzt)	P265
1.0425	H2	P265GH
1.0429	StE 290.7 TM	L290MB
1.0457	StE 240.7	L245NB
1.0459	RRStE 240.7	L245GA
1.0461	StE 255	S255N
1.0473	19 Mn 6	P355GH
1.0481	17 Mn 4	P295GH
1.0484	StE 290.7	L290NB
1.0486	StE 285	P275N
1.0501	C 35	C35
1.0503	C 45	C45
1.0505	StE 315	P315N
1.0511	C 40	C40
1.0528	C 30	C30
1.0529	StE 350 -3Z	S350GD
1.0535	C 55	C55
1.0539	StE 355N	S355NH
1.0540	C 50	C50
1.0547	St 52 –3U	S355J0H
1.0582	StE 360.7	L360NB
1.0601	C 60	C60
1.0710	15 S 10	–
1.0715	9 SMn 28	11SMn30
1.0718	9 SMnPb 28	11SMnPb30
1.0721	10 S 20	10S20
1.0722	10 S Pb 20	10SPb20
1.0726	35 S 20	35S20
1.0727	45 S 20	46S20
1.0728	60 S 20	–
1.0736	9 SMn 36	11SMn37
1.0737	9 SMnPb 36	11SMnPb37
1.0756	35 SPb 20	35SPb20
1.0757	45 SPb 20	46SPb20
1.0760	–	38SMn26
1.0761	–	38SMnPb26
1.0762	–	44SMn28
1.0763	–	44SMnPb28
1.0873	–	DC06 [Fe P06]
1.1103	EStE 255	S255NL1
1.1105	EStE 315	S315NL1
1.1121	Ck 10	C10E
1.1141	Ck15	C15E
1.1151	Ck 22	C22E
1.1158	Ck 25	C25E
1.1170	28 Mn 6	28Mn6
1.1178	Ck 30	C30E
1.1181	Ck 35	C35E
1.1186	Ck 40	C40E
1.1191	Ck 45	C45E
1.1203	Ck 55	C55E
1.1206	Ck 50	C50E
1.1221	Ck 60	C60E
1.1241	Cm 50	C50R
1.1750	C 75 W	C75W
1.2067	102 Cr 6	102Cr6
1.2080	–	X210Cr12
1.2083	–	X42Cr13
1.2419	–	105WCr6
1.2767	–	X45NiCrMo4
1.3243	S6-5-2-5	S 6-5-2-5
1.3343	S6-5-2	S 6-5-2
1.3344	S6-5-3	S 6-5-3
1.4000	X6Cr 13	X6Cr13
1.4002	X6CrAl 13	X6CrAl13
1.4003	X2Cr 11	X2CrNi12
1.4005	–	X12CrS13
1.4006	X10Cr 13	X12Cr13
1.4016	X6Cr 17	X6Cr17
1.4021	X20Cr 13	X20Cr13
1.4028	X30Cr 13	X30Cr13
1.4031	X38Cr 13	X38Cr13
1.4034	X46Cr 13	X46Cr13
1.4037	X65Cr13	X65Cr13
1.4057	X20CrNi 17 2	X17CrNi16-2
1.4104	X12CrMoS 17	X14CrMoS17
1.4105	X4CrMoS 18	X6CrMoS17
1.4109	X65CrMo 14	X70CrMo15
1.4110	X55CrMo 14	X55CrMo14
1.4112	X90CrMoV 18	X90CrMoV18
1.4113	X6CrMo 17 1	X6CrMo17-1
1.4116	X45CrMoV 15	X50CrMoV15
1.4120	X20CrMo 13	X20CrMo13
1.4122	X35CrMo 17	X39CrMo17-1
1.4125	X105CrMo 17	X105CrMo17
1.4301	X5CrNi 18 10	X5CrNi18-10
1.4303	X5CrNi 18 12	X4CrNi18-12
1.4305	X10CrNiS 18 9	X8CrNiS18-9
1.4306	X2CrNi 19 11	X2CrNi19-11
1.4310	X12CrNi 17 7	X10CrNi18-8
1.4311	X2CrNiN 18 10	X2CrNiN18-10
1.4313	X4CrNi 13 4	X3CrNiMo13-4
1.4318	X2CrNiN 18 7	X2CrNiN18-7
1.4335	X1CrNi 25 21	X1CrNi25-21
1.4361	X1CrNiSi 18 15	X1CrNiSi18-15-4
1.4362	X2CrNiN 23 4	X2CrNiN23-4
1.4401	X5CrNiMo 17 12 2	X5CrNiMo17-12-2
1.4404	X2CrNiMo 17 13 2	X2CrNiMo17-12-2
1.4410	X10CrNiMo 18 9	X2CrNiMoN25-7-4
1.4418	X4CrNiMo 16 5	X4CrNiMo16-5-1
1.4435	X2CrNiMo 18 14 3	X2CrNiMo18-14-3
1.4436	X5CrNiMo 17 13 3	X3CrNiMo17-13-3
1.4438	X2CrNiMo 18 16 4	X2CrNiMo18-15-4
1.4460	X4CrNiMo 27 5 2	X3CrNiMoN27-5-2
1.4462	X2CrNiMoN 22 5 3	X2CrNiMoN22-5-3
1.4509	X6CrTiNb 18	X2CrTiNb18
1.4510	X6CrTi 17	X3CrTi17
1.4511	X6CrNb 17	X3CrNb17
1.4512	X6CrTi 12	X2CrTi12
1.4520	X1CrTi 15	X2CrTi17
1.4521	X2CrMoTi 18 2	X2CrMoTi18-2
1.4522	X2CrMoNb 18 2	X2CrMoNb18-2
1.4532	X7CrNiMoAl 15 7	X8CrNiMoAl15-7-2
1.4541	X6CrNiTi18 10	X6CrNiTi18-10
1.4542	X5CrNiCuNb 17 4	X5CrNiCuNb16-4
1.4550	X6CrNiNb 18 10	X6CrNiNb18-10
1.4558	X2NiCrAlTi 32 20	X2NiCrAlTi32-20
1.4567	X3CrNiCu 18 9 X	X3CrNiCu18-9-4
1.4568	X7CrNiAl 17 7	X7CrNiAl17-7
1.4571	–	X6CrNiMoTi17-12-2
1.4577	X3CrNiMoTi 25 25	X3CrNiMoTi25-25
1.4592	X1CrMoTi 29 4	X2CrMoTi29-4
1.4713	X10CrAl 7	X10CrAlSi7
1.4724	X10CrAl 13	X10CrAlSi13
1.4742	X10CrAl 18	X10CrAlSi18
1.4762	X10CrAl 24	X10CrAlSi25
1.4821	X20CrNiSi 25 4	X20CrNiSi25-4
1.4828	X15CrNiSi 20 12	X15CrNiSi20-12
1.4833	X7CrNi 23 14	X7CrNi23-12
1.4841	X15CrNiSi 25 20	X15CrNiSi25-21
1.4845	X12CrNi 25 21	X12CrNi25-21
1.4864	X12NiCrSi 36 16	X12NiCrSi35-16
1.4878	X12CrNiTi18 9	X10CrNiTi18-10
1.4903	–	X10CrMoVNb9-1
1.5026	55 Si 7	55Si7
1.5131	50 MnSi 4	50MnSi4
1.5415	15 Mo 3	16Mo3
1.5530	21 MnB 5	20MnB5
1.5531	30 MnB 5	30MnB5
1.5532	38 MnB 5	38MnB5
1.5637	10 Ni 14	12Ni14
1.5662	–	X11CrMo5+I
1.5680	–	X12Ni5
1.5710	36 NiCr 6	36NiCr6
1.5715	–	16NiCrS4
1.5752	14 NiCr 14	15NiCr13
1.6210	15 MnNi 6 3	15MnNi6-3
1.6211	16 MnNi 6 3	16MnNi6-3
1.6310	20 MnMoNi 5 5	20MnMoNi5-5
1.6311	20 MnMoNi 4 5	20MnMoNi4-5
1.6341	11 NiMoV 5 3	11NiMoV5-3
1.6368	15 NiCuMoNb 5	15NiCuMoNb5
1.6511	36 CrNiMo 4	36CrNiMo4
1.6523	21 NiCrMo 2	21NiCrMo2-2
1.6526	21 NiCrMoS 2	21NiCrMoS2-2
1.6580	30 CrNiMo 8	30CrNiMo8
1.6582	34 CrNiMo 6	34CrNiMo6
1.6587	17 CrNiMo 6	18CrNiMo7-6
1.7003	38 Cr 2	38Cr2
1.7006	46 Cr 2	46Cr2
1.7016	17 Cr 3	17Cr3
1.7023	38 CrS 2	38CrS2
1.7025	46 CrS 2	46CrS2
1.7030	28 Cr 4	28Cr4
1.7033	34 Cr 4	34Cr4
1.7034	37 Cr 4	37Cr4
1.7035	41 Cr 4	41Cr4
1.7036	28 CrS 4	28CrS4
1.7037	34 CrS 4	34CrS4
1.7038	37 CrS 4	37CrS4
1.7039	41 CrS 4	41CrS4
1.7131	16 MnCr 5	16MnCr5
1.7139	16 MnCrS 5	16MnCrS5
1.7043	–	38Cr4
1.7147	20 MnCr 5	20MnCr5
1.7149	20 MnCrS 5	20MnCrS5
1.7176	55 Cr 3	55Cr3
1.7182	27 MnCrB 5 2	27MnCrB5-2
1.7185	33 MnCrB 5 2	33MnCrB5-2
1.7189	39 MnCrB 6 2	39MnCrB6-2
1.7213	25 CrMoS 4	25CrMoS4
1.7218	25 CrMo 4	25CrMo4
1.7219	–	26CrMo4-2
1.7220	34 CrMo 4	34CrMo4
1.7225	42 CrMo 4	42CrMo4
1.7226	34 CrMoS 4	34CrMoS4
1.7227	42 CrMoS 4	42CrMoS4
1.7228	50 CrMo 4	50CrMo4
1.7264	20 CrMo 5	20CrMo5
1.7321	20 MoCr 4	20MoCr4
1.7323	20 MoCrS 4	20MoCrS4
1.7333	22 CrMoS 3 5	22CrMoS3-5
1.7335	13 CrMo 4 4	13CrMo4-5
1.7362	12 CrMo 19 5	12CrMo19-5
1.7380	10 CrMo 9 10	10CrMo9-10
1.7383	–	11CrMo9-10
1.7779	–	20CrMoV13-5-5
1.8159	50 CrV 4	51CrV4
1.8504	34 CrAl 6	34CrAl6
1.8519	31 CrMoV 9	31CrMoV9
1.8550	34 CrAlNi 7	34CrAlNi7
1.8807	13 MnNiMoV 5 4	13MnNiMoV5-4
1.8812	18 MnMoV 5 2	18MnMoV5-2
1.8815	18 MnMoV 6 3	18MnMoV6-3
1.8821	StE 355 TM	P355M
1.8824	StE 420 TM	P420M
1.8826	StE 460 TM	P460M
1.8828	EStE 420 TM	P420ML2
1.8831	EStE 460 TM	P460ML2
1.8832	TStE 355 TM	P355ML1
1.8835	TStE 420 TM	P420ML1
1.8837	TStE 460 TM	P460ML1
1.8879	StE ...	P690Q
1.8880	WStE ...	P690QH
1.8881	TStE ...	P690QL1
1.8882	10 MnTi 3	10MnTi3
1.8888	EStE ...	P690QL2
1.8900	StE 380	S380N
1.8901	StE 460	S460N
1.8902	StE 420	S420N
1.8903	TStE 460	S460NL
1.8905	StE 460	P460N
1.8907	StE 500	S500N
1.8910	TStE 380	S380NL
1.8911	EStE 380	S380NL1
1.8912	TStE 420	S420NL
1.8913	EStE 420	S420NL1
1.8915	TStE 460	P460NL1
1.8917	WStE 500	S500NL
1.8918	EStE 460	P460NL2
1.8919	EStE 500	S500NL1
1.8930	WStE 380	P380NH
1.8932	WStE 420	P420NH
1.8935	WStE 460	P460NH
1.8937	TStE 500	P500NH
1.8972	StE 415.7	L415NB
1.8973	StE 415.7 TM	L415MB
1.8975	StE 445.7 TM	L450MB
1.8977	StE 480.7 TM	L485MB
1.8978	StE 550.7 TM	L555MB

Drilling Formulas

SPEEDS & FEEDS (inch)

RPM	=	SFM x 3.82 ÷ D
SFM	=	RPM x D ÷ 3.82
IPM	=	IPR x RPM
IPR	=	IPM ÷ RPM
Tim in Cut (sec.)	=	Hole Depth (inch) ÷ IPM x 60

METRIC TO INCH CONVERSION

SFM	=	m/min x 3.28
m/min	=	SFM ÷ 3.28
IPM	=	mm/min ÷ 25.4
mm/min	=	IPM x 25.4
IPR	=	mm/rev ÷ 25.4
mm/rev	=	IPR x 25.4
mm	=	inch x 25.4
inch	=	mm ÷ 25.4
bar	=	psi ÷ 14.5
psi	=	bar x 14.5
gal	=	L x 3.79
L	=	gal ÷ 3.79

LEGEND

RPM	=	revolutions per minute (spindle speed)
SFM	=	surface feet per minute (cutting speed)
IPM	=	inches per minute (feed rate)
IPR	=	inches per revolution (feed per revolution)
m/min (vc)	=	meters per minute (cutting speed)
mm/min (vf)	=	millimeters per minute (feed rate)
mm/rev (f)	=	millimeters per revolution (feed per revolution)
D	=	tool diameter

Pionex

FROM GUHRING

NEW GENERATION THREADING TOOLS

- High-performance machining
- higher cutting speeds
- outstanding tool life
- universal application in a wide variety of materials

Series # 205

Material group	Hardness HRC	Hardness BHN	SFM	Feed Rate - IPR 1/16 in. 1.590 mm	1/8 in. 3.170 mm	1/4 in. 6.350 mm	3/8 in. 9.520 mm	1/2 in. 12.700 mm	5/8 in. 15.870 mm	3/4 in. 19.050 mm	1 in. 25.400 mm	1 1/4 in. 31.750 mm	1 1/2 in. 38.100 mm
Common structural steels	- ≤ 32	≤ 150 ≤ 301	100 80	0.0017 0.0015	0.005 0.004	0.0080 0.0065	0.0100 0.0080	0.0125 0.0100	0.0125 0.0100	0.0140 0.0110			
Free-cutting steels	≤ 25 ≤ 32	≤ 255 ≤ 301	100 80	0.0017 0.0015	0.005 0.004	0.0080 0.0065	0.0100 0.0080	0.0125 0.0100	0.0125 0.0100	0.0140 0.0110			
Unalloyed heat-treatable steels	≤ 20 ≤ 25 ≤ 32	≤ 220 ≤ 255 ≤ 301	100 80	0.0015 0.0015	0.004 0.004	0.0065 0.0065	0.0080 0.0080	0.0100 0.0100	0.0100 0.0100	0.0110 0.0110			
Alloyed heat-treatable steels	≤ 32 ≤ 43	≤ 301 ≤ 402											
Unalloyed case hardened steels	≤ 25	≤ 255	100	0.0017	0.0050	0.0080	0.0100	0.0125	0.0125	0.0140			
Alloyed case hardened steels	≤ 32 ≤ 43	≤ 301 ≤ 402											
Nitriding steels	≤ 32 ≤ 43	≤ 301 ≤ 402											
Tool steels	≤ 25 ≤ 43	≤ 255 ≤ 402	50	0.0012	0.0030	0.0050	0.0065	0.0080	0.0080	0.0090			
High speed steels	≤ 43	≤ 402											
Spring steels	≤ 38	≤ 354											
Hardened steels	≤ 48 ≤ 66	≤ 460 -											
Stainless steels, sulphured austenitic martensitic	≤ 28 ≤ 36 ≤ 46	≤ 273 ≤ 337 ≤ 435											
Cast iron	≤ 23 ≤ 38	≤ 242 ≤ 354	100 80	0.0017 0.0017	0.0050 0.0050	0.0080 0.0080	0.0100 0.0100	0.0125 0.0125	0.0125 0.0125	0.0140 0.0140			
Spheroidal graphite iron and malleable cast iron	≤ 23 ≤ 38	≤ 242 ≤ 354	90 65	0.0017 0.0017	0.0050 0.0050	0.0080 0.0080	0.0100 0.0100	0.0125 0.0125	0.0125 0.0125	0.0140 0.0140			
Chilled cast iron	≤ 38	≤ 354											
New cast materials GGV	≤ 20 ≤ 32	≤ 220 ≤ 301											
New cast materials ADI	≤ 32 ≤ 43	≤ 301 ≤ 402											
Special alloys	≤ 54	≤ 549											
Ti and Ti-alloys	≤ 25 ≤ 43	≤ 255 ≤ 402											
Aluminium and Al-alloys	-	≤ 120											
Al wrought alloys	-	≤ 200											
Al cast alloys ≤ 10 % Si ≤ 24 % Si	- -	≤ 180 ≤ 180	205 130	0.0020 0.0017	0.0065 0.0050	0.0100 0.0080	0.0125 0.0100	0.0160 0.0125	0.0160 0.0125	0.0180 0.0140			
Magnesium alloys	-	≤ 120	260	0.0017	0.0050	0.0080	0.0100	0.0125	0.0125	0.0140			
Copper, low-alloyed	-	≤ 150	100	0.0015	0.0040	0.0065	0.0080	0.0100	0.0100	0.0110			
Brass, short-chipping long-chipping	- -	≤ 180 ≤ 180	205 130	0.0015 0.0015	0.0040 0.0040	0.0065 0.0065	0.0080 0.0080	0.0100 0.0100	0.0100 0.0100	0.0110 0.0110			
Bronze, short-chipping	- ≤ 25	≤ 180 ≤ 255	100 90	0.0012 0.0012	0.0030 0.0030	0.0050 0.0050	0.0065 0.0065	0.0080 0.0080	0.0080 0.0080	0.0090 0.0090			
Bronze, long-chipping	≤ 25 ≤ 32	≤ 255 ≤ 301	80	0.0012	0.0030	0.0050	0.0065	0.0080	0.0080	0.0090			
Duroplastics Thermoplastics Reinforced plastics - Kevlar Reinforced plastics - GFK / CFK			50 80	0.0012 0.0015	0.0030 0.0040	0.0050 0.0065	0.0065 0.0080	0.0080 0.0100	0.0080 0.0100	0.0090 0.0110			

Series # 206

Material group	Hardness HRC	Hardness BHN	SFM	Feed Rate - IPR 1/16 in. 1.590 mm	1/8 in. 3.170 mm	1/4 in. 6.350 mm	3/8 in. 9.520 mm	1/2 in. 12.700 mm	5/8 in. 15.870 mm	3/4 in. 19.050 mm	1 in. 25.400 mm	1 1/4 in. 31.750 mm	1 1/2 in. 38.100 mm
Common structural steels	- ≤ 32	≤ 150 ≤ 301											
Free-cutting steels	≤ 25 ≤ 32	≤ 255 ≤ 301											
Unalloyed heat-treatable steels	≤ 20 ≤ 25 ≤ 32	≤ 220 ≤ 255 ≤ 301											
Alloyed heat-treatable steels	≤ 32 ≤ 43	≤ 301 ≤ 402											
Unalloyed case hardened steels	≤ 25	≤ 255											
Alloyed case hardened steels	≤ 32 ≤ 43	≤ 301 ≤ 402											
Nitriding steels	≤ 32 ≤ 43	≤ 301 ≤ 402											
Tool steels	≤ 25 ≤ 43	≤ 255 ≤ 402											
High speed steels	≤ 43	≤ 402											
Spring steels	≤ 38	≤ 354											
Hardened steels	≤ 48 ≤ 66	≤ 460 -											
Stainless steels, sulphured austenitic martensitic	≤ 28 ≤ 36 ≤ 46	≤ 273 ≤ 337 ≤ 435											
Cast iron	≤ 23 ≤ 38	≤ 242 ≤ 354											
Spheroidal graphite iron and malleable cast iron	≤ 23 ≤ 38	≤ 242 ≤ 354											
Chilled cast iron	≤ 38	≤ 354											
New cast materials GGV	≤ 20 ≤ 32	≤ 220 ≤ 301											
New cast materials ADI	≤ 32 ≤ 43	≤ 301 ≤ 402											
Special alloys	≤ 54	≤ 549											
Ti and Ti-alloys	≤ 25 ≤ 43	≤ 255 ≤ 402											
Aluminium and Al-alloys	-	≤ 120	260	0.0020	0.0065	0.0100	0.0125	0.0160	0.0160	0.0180			
Al wrought alloys	-	≤ 200	260	0.0020	0.0065	0.0100	0.0125	0.0160	0.0160	0.0180			
Al cast alloys ≤ 10 % Si ≤ 24 % Si	- -	≤ 180 ≤ 180	205	0.0020	0.0065	0.0100	0.0125	0.0160	0.0160	0.0180			
Magnesium alloys	-	≤ 120	260	0.0017	0.0050	0.0080	0.0100	0.0125	0.0125	0.0140			
Copper, low-alloyed	-	≤ 150											
Brass, short-chipping long-chipping	- -	≤ 180 ≤ 180	205	0.0017	0.0050	0.0080	0.0100	0.0125	0.0125	0.0140			
Bronze, short-chipping	- ≤ 25	≤ 180 ≤ 255	100	0.0012	0.0030	0.0050	0.0065	0.0080	0.0080	0.0090			
Bronze, long-chipping	≤ 25 ≤ 32	≤ 255 ≤ 301											
Duroplastics Thermoplastics Reinforced plastics - Kevlar Reinforced plastics - GFK / CFK			50 80	0.0012 0.0015	0.0030 0.0040	0.0050 0.0065	0.0065 0.0080	0.0080 0.0100	0.0080 0.0100	0.0090 0.0110			

Series # 207

Material group	Hardness HRC	Hardness BHN	SFM	Feed Rate - IPR 1/16 in. 1.590 mm	1/8 in. 3.170 mm	1/4 in. 6.350 mm	3/8 in. 9.520 mm	1/2 in. 12.700 mm	5/8 in. 15.870 mm	3/4 in. 19.050 mm	1 in. 25.400 mm	1 1/4 in. 31.750 mm	1 1/2 in. 38.100 mm
Common structural steels	- ≤ 32	≤ 150 ≤ 301											
Free-cutting steels	≤ 25 ≤ 32	≤ 255 ≤ 301											
Unalloyed heat-treatable steels	≤ 20 ≤ 25 ≤ 32	≤ 220 ≤ 255 ≤ 301											
Alloyed heat-treatable steels	≤ 32 ≤ 43	≤ 301 ≤ 402											
Unalloyed case hardened steels	≤ 25	≤ 255											
Alloyed case hardened steels	≤ 32 ≤ 43	≤ 301 ≤ 402											
Nitriding steels	≤ 32 ≤ 43	≤ 301 ≤ 402											
Tool steels	≤ 25 ≤ 43	≤ 255 ≤ 402											
High speed steels	≤ 43	≤ 402											
Spring steels	≤ 38	≤ 354											
Hardened steels	≤ 48 ≤ 66	≤ 460 -											
Stainless steels, sulphured austenitic martensitic	≤ 28 ≤ 36 ≤ 46	≤ 273 ≤ 337 ≤ 435											
Cast iron	≤ 23 ≤ 38	≤ 242 ≤ 354											
Spheroidal graphite iron and malleable cast iron	≤ 23 ≤ 38	≤ 242 ≤ 354											
Chilled cast iron	≤ 38	≤ 354											
New cast materials GGV	≤ 20 ≤ 32	≤ 220 ≤ 301											
New cast materials ADI	≤ 32 ≤ 43	≤ 301 ≤ 402											
Special alloys	≤ 54	≤ 549											
Ti and Ti-alloys	≤ 25 ≤ 43	≤ 255 ≤ 402											
Aluminium and Al-alloys	-	≤ 120	260	0.0020	0.0065	0.0100	0.0125	0.0160	0.0160	0.0180			
Al wrought alloys	-	≤ 200	260	0.0020	0.0065	0.0100	0.0125	0.0160	0.0160	0.0180			
Al cast alloys ≤ 10 % Si ≤ 24 % Si	- -	≤ 180 ≤ 180	205	0.0020	0.0065	0.0100	0.0125	0.0160	0.0160	0.0180			
Magnesium alloys	-	≤ 120											
Copper, low-alloyed	-	≤ 150	100	0.0015	0.004	0.0065	0.0080	0.0100	0.0100	0.0110			
Brass, short-chipping long-chipping	- -	≤ 180 ≤ 180											
Bronze, short-chipping	- ≤ 25	≤ 180 ≤ 255											
Bronze, long-chipping	≤ 25 ≤ 32	≤ 255 ≤ 301											
Duroplastics Thermoplastics Reinforced plastics - Kevlar Reinforced plastics - GFK / CFK			80	0.0015	0.00400	0.0065	0.0080	0.0100	0.0100	0.0110			

Series # 208

Material group	Hardness HRC	Hardness BHN	SFM	Feed Rate - IPR 1/16 in. 1.590 mm	1/8 in. 3.170 mm	1/4 in. 6.350 mm	3/8 in. 9.520 mm	1/2 in. 12.700 mm	5/8 in. 15.870 mm	3/4 in. 19.050 mm	1 in. 25.400 mm	1 1/4 in. 31.750 mm	1 1/2 in. 38.100 mm
Common structural steels	- ≤ 32	≤ 150 ≤ 301	100 80	0.0017 0.0015	0.0050 0.0040	0.0080 0.0065	0.0100 0.0080	0.0125 0.0100					
Free-cutting steels	≤ 25 ≤ 32	≤ 255 ≤ 301	100 80	0.0017 0.0015	0.0050 0.0040	0.0080 0.0065	0.0100 0.0080	0.0125 0.0100					
Unalloyed heat-treatable steels	≤ 20 ≤ 25 ≤ 32	≤ 220 ≤ 255 ≤ 301	100 80	0.0015 0.0015	0.0040 0.0040	0.0065 0.0065	0.0080 0.0080	0.0100 0.0100					
Alloyed heat-treatable steels	≤ 32 ≤ 43	≤ 301 ≤ 402											
Unalloyed case hardened steels	≤ 25	≤ 255	100	0.0017	0.0050	0.008	0.0100	0.0125					
Alloyed case hardened steels	≤ 32 ≤ 43	≤ 301 ≤ 402											
Nitriding steels	≤ 32 ≤ 43	≤ 301 ≤ 402											
Tool steels	≤ 25 ≤ 43	≤ 255 ≤ 402	50	0.0012	0.0030	0.0050	0.0065	0.0080					
High speed steels	≤ 43	≤ 402											
Spring steels	≤ 38	≤ 354											
Hardened steels	≤ 48 ≤ 66	≤ 460 -											
Stainless steels, sulphured austenitic martensitic	≤ 28 ≤ 36 ≤ 46	≤ 273 ≤ 337 ≤ 435											
Cast iron	≤ 23 ≤ 38	≤ 242 ≤ 354	100 80	0.0017 0.0017	0.0050 0.0050	0.0080 0.0080	0.0100 0.0100	0.0125 0.0125					
Spheroidal graphite iron and malleable cast iron	≤ 23 ≤ 38	≤ 242 ≤ 354	90 65	0.0017 0.0017	0.0050 0.0050	0.0080 0.0080	0.0100 0.0100	0.0125 0.0125					
Chilled cast iron	≤ 38	≤ 354											
New cast materials GGV	≤ 20 ≤ 32	≤ 220 ≤ 301											
New cast materials ADI	≤ 32 ≤ 43	≤ 301 ≤ 402											
Special alloys	≤ 54	≤ 549											
Ti and Ti-alloys	≤ 25 ≤ 43	≤ 255 ≤ 402											
Aluminium and Al-alloys	-	≤ 120											
Al wrought alloys	-	≤ 200											
Al cast alloys ≤ 10 % Si ≤ 24 % Si	- -	≤ 180 ≤ 180	205 160	0.0020 0.0017	0.0065 0.0050	0.0100 0.0080	0.0125 0.0100	0.0160 0.0125					
Magnesium alloys	-	≤ 120	260	0.0017	0.0050	0.0080	0.0100	0.0125					
Copper, low-alloyed	-	≤ 150	100	0.0015	0.0040	0.0065	0.0080	0.0100					
Brass, short-chipping long-chipping	- -	≤ 180 ≤ 180	205 130	0.0015 0.0015	0.0040 0.0040	0.0065 0.0065	0.0080 0.0080	0.0100 0.0100					
Bronze, short-chipping	- ≤ 25	≤ 180 ≤ 255	100 90	0.0012 0.0012	0.0030 0.0030	0.0050 0.0050	0.0065 0.0065	0.0080 0.0080					
Bronze, long-chipping	≤ 25 ≤ 32	≤ 255 ≤ 301	80	0.0012	0.0030	0.0050	0.0065	0.0080					
Duroplastics Thermoplastics Reinforced plastics - Kevlar Reinforced plastics - GFK / CFK			50 80	0.0012 0.0015	0.0030 0.0040	0.0050 0.0065	0.0065 0.0080	0.0080 0.0100					

Series # 217

Material group	Hardness HRC	Hardness BHN	SFM	Feed Rate - IPR 1/16 in. 1.590 mm	1/8 in. 3.170 mm	1/4 in. 6.350 mm	3/8 in. 9.520 mm	1/2 in. 12.700 mm	5/8 in. 15.870 mm	3/4 in. 19.050 mm	1 in. 25.400 mm	1 1/4 in. 31.750 mm	1 1/2 in. 38.100 mm
Common structural steels	- ≤ 32	≤ 150 ≤ 301	90 70	0.0017 0.0015	0.0050 0.0040	0.0080 0.0065	0.0100 0.0080	0.0125 0.0100	0.0125 0.0100	0.0140 0.0110	0.0160 0.0125		
Free-cutting steels	≤ 25 ≤ 32	≤ 255 ≤ 301	90 70	0.0017 0.0015	0.0050 0.0040	0.0080 0.0065	0.0100 0.0080	0.0125 0.0100	0.0125 0.0100	0.0140 0.0110	0.0160 0.0125		
Unalloyed heat-treatable steels	≤ 20 ≤ 25 ≤ 32	≤ 220 ≤ 255 ≤ 301	90 70	0.0015 0.0015	0.0040 0.0040	0.0065 0.0065	0.0080 0.0080	0.0100 0.0100	0.0100 0.0100	0.0110 0.0110	0.0125 0.0125		
Alloyed heat-treatable steels	≤ 32 ≤ 43	≤ 301 ≤ 402											
Unalloyed case hardened steels	≤ 25	≤ 255	90	0.0017	0.0050	0.0080	0.0100	0.0125	0.0125	0.0140	0.0160		
Alloyed case hardened steels	≤ 32 ≤ 43	≤ 301 ≤ 402											
Nitriding steels	≤ 32 ≤ 43	≤ 301 ≤ 402											
Tool steels	≤ 25 ≤ 43	≤ 255 ≤ 402	45	0.0012	0.0030	0.0050	0.0065	0.0080	0.0080	0.0090	0.0100		
High speed steels	≤ 43	≤ 402											
Spring steels	≤ 38	≤ 354											
Hardened steels	≤ 48 ≤ 66	≤ 460 -											
Stainless steels, sulphured austenitic martensitic	≤ 28 ≤ 36 ≤ 46	≤ 273 ≤ 337 ≤ 435											
Cast iron	≤ 23 ≤ 38	≤ 242 ≤ 354	90 70	0.0017 0.0017	0.0050 0.0050	0.0080 0.0080	0.0100 0.0100	0.0125 0.0125	0.0125 0.0125	0.0140 0.0140	0.0160 0.0160		
Spheroidal graphite iron and malleable cast iron	≤ 23 ≤ 38	≤ 242 ≤ 354	70 55	0.0017 0.0017	0.0050 0.0050	0.0080 0.0080	0.0100 0.0100	0.0125 0.0125	0.0125 0.0125	0.0140 0.0140	0.0160 0.0160		
Chilled cast iron	≤ 38	≤ 354											
New cast materials GGV	≤ 20 ≤ 32	≤ 220 ≤ 301											
New cast materials ADI	≤ 32 ≤ 43	≤ 301 ≤ 402											
Special alloys	≤ 54	≤ 549											
Ti and Ti-alloys	≤ 25 ≤ 43	≤ 255 ≤ 402											
Aluminium and Al-alloys	-	≤ 120											
Al wrought alloys	-	≤ 200											
Al cast alloys ≤ 10 % Si ≤ 24 % Si	- -	≤ 180 ≤ 180	180 145	0.0020 0.0017	0.0065 0.0050	0.0100 0.0080	0.0125 0.0100	0.0160 0.0125	0.0160 0.0125	0.0180 0.0140	0.0200 0.0160		
Magnesium alloys	-	≤ 120	225	0.0017	0.0050	0.0080	0.0100	0.0125	0.0125	0.0140	0.0160		
Copper, low-alloyed	-	≤ 150	90	0.0015	0.0040	0.0065	0.0080	0.0100	0.0100	0.0110	0.0125		
Brass, short-chipping long-chipping	- -	≤ 180 ≤ 180	110	0.0015	0.0040	0.0065	0.0080	0.0100	0.0100	0.0110	0.0125		
Bronze, short-chipping	- ≤ 25	≤ 180 ≤ 255	90 70	0.0012 0.0012	0.0030 0.0030	0.0050 0.0050	0.0065 0.0065	0.0080 0.0080	0.0080 0.0080	0.0090 0.0090	0.0100 0.0100		
Bronze, long-chipping	≤ 25 ≤ 32	≤ 255 ≤ 301	70	0.0012	0.0030	0.0050	0.0065	0.0080	0.0080	0.0090	0.0100		
Duroplastics Thermoplastics Reinforced plastics - Kevlar Reinforced plastics - GFK / CFK			45 70	0.0012 0.0015	0.0030 0.0040	0.0050 0.0065	0.0065 0.0080	0.0080 0.0100	0.0080 0.0100	0.0090 0.0110	0.0100 0.0125		

Series # 219

Material group	Hardness HRC	Hardness BHN	SFM	Feed Rate - IPR 1/16 in. 1.590 mm	1/8 in. 3.170 mm	1/4 in. 6.350 mm	3/8 in. 9.520 mm	1/2 in. 12.700 mm	5/8 in. 15.870 mm	3/4 in. 19.050 mm	1 in. 25.400 mm	1 1/4 in. 31.750 mm	1 1/2 in. 38.100 mm
Common structural steels	- ≤ 32	≤ 150 ≤ 301											
Free-cutting steels	≤ 25 ≤ 32	≤ 255 ≤ 301											
Unalloyed heat-treatable steels	≤ 20 ≤ 25 ≤ 32	≤ 220 ≤ 255 ≤ 301											
Alloyed heat-treatable steels	≤ 32 ≤ 43	≤ 301 ≤ 402											
Unalloyed case hardened steels	≤ 25	≤ 255											
Alloyed case hardened steels	≤ 32 ≤ 43	≤ 301 ≤ 402											
Nitriding steels	≤ 32 ≤ 43	≤ 301 ≤ 402											
Tool steels	≤ 25 ≤ 43	≤ 255 ≤ 402											
High speed steels	≤ 43	≤ 402											
Spring steels	≤ 38	≤ 354											
Hardened steels	≤ 48 ≤ 66	≤ 460 -											
Stainless steels, sulphured austenitic martensitic	≤ 28 ≤ 36 ≤ 46	≤ 273 ≤ 337 ≤ 435											
Cast iron	≤ 23 ≤ 38	≤ 242 ≤ 354											
Spheroidal graphite iron and malleable cast iron	≤ 23 ≤ 38	≤ 242 ≤ 354											
Chilled cast iron	≤ 38	≤ 354											
New cast materials GGV	≤ 20 ≤ 32	≤ 220 ≤ 301											
New cast materials ADI	≤ 32 ≤ 43	≤ 301 ≤ 402											
Special alloys	≤ 54	≤ 549											
Ti and Ti-alloys	≤ 25 ≤ 43	≤ 255 ≤ 402											
Aluminium and Al-alloys	-	≤ 120	225	0.0020	0.0065	0.0100	0.0125	0.0160	0.0160	0.0180			
Al wrought alloys	-	≤ 200	225	0.0020	0.0065	0.0100	0.0125	0.0160	0.0160	0.0180			
Al cast alloys ≤ 10 % Si ≤ 24 % Si	- -	≤ 180 ≤ 180	180	0.0020	0.0065	0.0100	0.0125	0.0160	0.0160	0.0180			
Magnesium alloys	-	≤ 120											
Copper, low-alloyed	-	≤ 150	90	0.0015	0.0040	0.0065	0.0080	0.0100	0.0100	0.0110			
Brass, short-chipping long-chipping	- -	≤ 180 ≤ 180											
Bronze, short-chipping	- ≤ 25	≤ 180 ≤ 255											
Bronze, long-chipping	≤ 25 ≤ 32	≤ 255 ≤ 301											
Duroplastics Thermoplastics Reinforced plastics - Kevlar Reinforced plastics - GFK / CFK			70	0.0015	0.0040	0.0065	0.0080	0.0100	0.0100	0.0110			

Series # 223

Material group	Hardness HRC	Hardness BHN	SFM	Feed Rate - IPR 1/16 in. 1.590 mm	1/8 in. 3.170 mm	1/4 in. 6.350 mm	3/8 in. 9.520 mm	1/2 in. 12.700 mm	5/8 in. 15.870 mm	3/4 in. 19.050 mm	1 in. 25.400 mm	1 1/4 in. 31.750 mm	1 1/2 in. 38.100 mm
Common structural steels	- ≤ 32	≤ 150 ≤ 301											
Free-cutting steels	≤ 25 ≤ 32	≤ 255 ≤ 301											
Unalloyed heat-treatable steels	≤ 20 ≤ 25 ≤ 32	≤ 220 ≤ 255 ≤ 301											
Alloyed heat-treatable steels	≤ 32 ≤ 43	≤ 301 ≤ 402											
Unalloyed case hardened steels	≤ 25	≤ 255											
Alloyed case hardened steels	≤ 32 ≤ 43	≤ 301 ≤ 402											
Nitriding steels	≤ 32 ≤ 43	≤ 301 ≤ 402											
Tool steels	≤ 25 ≤ 43	≤ 255 ≤ 402											
High speed steels	≤ 43	≤ 402											
Spring steels	≤ 38	≤ 354											
Hardened steels	≤ 48 ≤ 66	≤ 460 -											
Stainless steels, sulphured austenitic martensitic	≤ 28 ≤ 36 ≤ 46	≤ 273 ≤ 337 ≤ 435											
Cast iron	≤ 23 ≤ 38	≤ 242 ≤ 354											
Spheroidal graphite iron and malleable cast iron	≤ 23 ≤ 38	≤ 242 ≤ 354											
Chilled cast iron	≤ 38	≤ 354											
New cast materials GGV	≤ 20 ≤ 32	≤ 220 ≤ 301											
New cast materials ADI	≤ 32 ≤ 43	≤ 301 ≤ 402											
Special alloys	≤ 54	≤ 549											
Ti and Ti-alloys	≤ 25 ≤ 43	≤ 255 ≤ 402											
Aluminium and Al-alloys	-	≤ 120	225	0.0020	0.0065	0.0100	0.0125	0.0160	0.0160	0.0180			
Al wrought alloys	-	≤ 200	225	0.0020	0.0065	0.0100	0.0125	0.0160	0.0160	0.0180			
Al cast alloys ≤ 10 % Si ≤ 24 % Si	- -	≤ 180 ≤ 180	180	0.0020	0.0065	0.0100	0.0125	0.0160	0.0160	0.0180			
Magnesium alloys	-	≤ 120											
Copper, low-alloyed	-	≤ 150	90	0.0015	0.004	0.0065	0.0080	0.0100	0.0100	0.0110			
Brass, short-chipping long-chipping	- -	≤ 180 ≤ 180											
Bronze, short-chipping	- ≤ 25	≤ 180 ≤ 255											
Bronze, long-chipping	≤ 25 ≤ 32	≤ 255 ≤ 301											
Duroplastics Thermoplastics Reinforced plastics - Kevlar Reinforced plastics - GFK / CFK			70	0.0015	0.0040	0.0065	0.0080	0.0100	0.0100	0.0110			

Series # 224

Material group	Hardness HRC	Hardness BHN	SFM	Feed Rate - IPR 1/16 in. 1.590 mm	1/8 in. 3.170 mm	1/4 in. 6.350 mm	3/8 in. 9.520 mm	1/2 in. 12.700 mm	5/8 in. 15.870 mm	3/4 in. 19.050 mm	1 in. 25.400 mm	1 1/4 in. 31.750 mm	1 1/2 in. 38.100 mm
Common structural steels	- ≤ 32	≤ 150 ≤ 301											
Free-cutting steels	≤ 25 ≤ 32	≤ 255 ≤ 301											
Unalloyed heat-treatable steels	≤ 20 ≤ 25 ≤ 32	≤ 220 ≤ 255 ≤ 301											
Alloyed heat-treatable steels	≤ 32 ≤ 43	≤ 301 ≤ 402											
Unalloyed case hardened steels	≤ 25	≤ 255											
Alloyed case hardened steels	≤ 32 ≤ 43	≤ 301 ≤ 402											
Nitriding steels	≤ 32 ≤ 43	≤ 301 ≤ 402											
Tool steels	≤ 25 ≤ 43	≤ 255 ≤ 402											
High speed steels	≤ 43	≤ 402											
Spring steels	≤ 38	≤ 354											
Hardened steels	≤ 48 ≤ 66	≤ 460 -											
Stainless steels, sulphured austenitic martensitic	≤ 28 ≤ 36 ≤ 46	≤ 273 ≤ 337 ≤ 435											
Cast iron	≤ 23 ≤ 38	≤ 242 ≤ 354											
Spheroidal graphite iron and malleable cast iron	≤ 23 ≤ 38	≤ 242 ≤ 354											
Chilled cast iron	≤ 38	≤ 354											
New cast materials GGV	≤ 20 ≤ 32	≤ 220 ≤ 301											
New cast materials ADI	≤ 32 ≤ 43	≤ 301 ≤ 402											
Special alloys	≤ 54	≤ 549											
Ti and Ti-alloys	≤ 25 ≤ 43	≤ 255 ≤ 402											
Aluminium and Al-alloys	-	≤ 120	260	0.0020	0.0065	0.0100	0.0125	0.0160	0.0160	0.0180	0.0180		
Al wrought alloys	-	≤ 200	260	0.0020	0.0065	0.0100	0.0125	0.0160	0.0160	0.0180	0.0180		
Al cast alloys ≤ 10 % Si ≤ 24 % Si	- -	≤ 180 ≤ 180	205	0.002	0.0065	0.0100	0.0125	0.0160	0.0160	0.0180	0.0180		
Magnesium alloys	-	≤ 120	295	0.0017	0.0050	0.0080	0.0100	0.0125	0.0125	0.0140	0.0160		
Copper, low-alloyed	-	≤ 150											
Brass, short-chipping long-chipping	- -	≤ 180 ≤ 180	225	0.0017	0.0050	0.0080	0.0100	0.0125	0.0125	0.0140	0.0160		
Bronze, short-chipping	- ≤ 25	≤ 180 ≤ 255	115	0.0012	0.0030	0.0050	0.0065	0.0080	0.0080	0.0090	0.0100		
Bronze, long-chipping	≤ 25 ≤ 32	≤ 255 ≤ 301											
Duroplastics Thermoplastics Reinforced plastics - Kevlar Reinforced plastics - GFK / CFK			55 90	0.0012 0.0015	0.0030 0.0040	0.0050 0.0065	0.0065 0.0080	0.0080 0.0100	0.0080 0.0100	0.0090 0.0110	0.0100 0.0125		

Series # 225

Material group	Hardness HRC	Hardness BHN	SFM	Feed Rate - IPR 1/16 in. 1.590 mm	1/8 in. 3.170 mm	1/4 in. 6.350 mm	3/8 in. 9.520 mm	1/2 in. 12.700 mm	5/8 in. 15.870 mm	3/4 in. 19.050 mm	1 in. 25.400 mm	1 1/4 in. 31.750 mm	1 1/2 in. 38.100 mm
Common structural steels	- ≤ 32	≤ 150 ≤ 301											
Free-cutting steels	≤ 25 ≤ 32	≤ 255 ≤ 301											
Unalloyed heat-treatable steels	≤ 20 ≤ 25 ≤ 32	≤ 220 ≤ 255 ≤ 301											
Alloyed heat-treatable steels	≤ 32 ≤ 43	≤ 301 ≤ 402											
Unalloyed case hardened steels	≤ 25	≤ 255											
Alloyed case hardened steels	≤ 32 ≤ 43	≤ 301 ≤ 402											
Nitriding steels	≤ 32 ≤ 43	≤ 301 ≤ 402											
Tool steels	≤ 25 ≤ 43	≤ 255 ≤ 402											
High speed steels	≤ 43	≤ 402											
Spring steels	≤ 38	≤ 354											
Hardened steels	≤ 48 ≤ 66	≤ 460 -											
Stainless steels, sulphured austenitic martensitic	≤ 28 ≤ 36 ≤ 46	≤ 273 ≤ 337 ≤ 435											
Cast iron	≤ 23 ≤ 38	≤ 242 ≤ 354											
Spheroidal graphite iron and malleable cast iron	≤ 23 ≤ 38	≤ 242 ≤ 354											
Chilled cast iron	≤ 38	≤ 354											
New cast materials GGV	≤ 20 ≤ 32	≤ 220 ≤ 301											
New cast materials ADI	≤ 32 ≤ 43	≤ 301 ≤ 402											
Special alloys	≤ 54	≤ 549											
Ti and Ti-alloys	≤ 25 ≤ 43	≤ 255 ≤ 402											
Aluminium and Al-alloys	-	≤ 120	295	0.0020	0.0065	0.0100	0.0125	0.0160	0.0160	0.0180	0.0200		
Al wrought alloys	-	≤ 200	295	0.0020	0.0065	0.0100	0.0125	0.0160	0.0160	0.0180	0.0200		
Al cast alloys ≤ 10 % Si ≤ 24 % Si	- -	≤ 180 ≤ 180	225	0.0020	0.0065	0.0100	0.0125	0.0160	0.0160	0.0180	0.0200		
Magnesium alloys	-	≤ 120											
Copper, low-alloyed	-	≤ 150	115	0.0015	0.0040	0.0065	0.0080	0.0100	0.0100	0.0110	0.0125		
Brass, short-chipping long-chipping	- -	≤ 180 ≤ 180	145	0.0015	0.0040	0.0065	0.0080	0.0100	0.0100	0.0110	0.0125		
Bronze, short-chipping	- ≤ 25	≤ 180 ≤ 255											
Bronze, long-chipping	≤ 25 ≤ 32	≤ 255 ≤ 301											
Duroplastics Thermoplastics Reinforced plastics - Kevlar Reinforced plastics - GFK / CFK			90	0.0015	0.0040	0.0065	0.0080	0.0100	0.0100	0.0110	0.0125		

Series # 226

Material group	Hardness HRC	Hardness BHN	SFM	Feed Rate - IPR 1/16 in. 1.590 mm	1/8 in. 3.170 mm	1/4 in. 6.350 mm	3/8 in. 9.520 mm	1/2 in. 12.700 mm	5/8 in. 15.870 mm	3/4 in. 19.050 mm	1 in. 25.400 mm	1 1/4 in. 31.750 mm	1 1/2 in. 38.100 mm
Common structural steels	- ≤ 32	≤ 150 ≤ 301	115 90	0.0017 0.0015	0.0050 0.0040	0.0080 0.0065	0.0100 0.0080	0.0125 0.0100					
Free-cutting steels	≤ 25 ≤ 32	≤ 255 ≤ 301	115 90	0.0017 0.0015	0.0050 0.0040	0.0080 0.0065	0.0100 0.0080	0.0125 0.0100					
Unalloyed heat-treatable steels	≤ 20 ≤ 25 ≤ 32	≤ 220 ≤ 255 ≤ 301	115 90	0.0015 0.0015	0.0040 0.0040	0.0065 0.0065	0.0080 0.0080	0.0100 0.0100					
Alloyed heat-treatable steels	≤ 32 ≤ 43	≤ 301 ≤ 402											
Unalloyed case hardened steels	≤ 25	≤ 255	115	0.0017	0.0050	0.0080	0.0100	0.0125					
Alloyed case hardened steels	≤ 32 ≤ 43	≤ 301 ≤ 402											
Nitriding steels	≤ 32 ≤ 43	≤ 301 ≤ 402											
Tool steels	≤ 25 ≤ 43	≤ 255 ≤ 402	55	0.0012	0.0030	0.0050	0.0065	0.0080					
High speed steels	≤ 43	≤ 402											
Spring steels	≤ 38	≤ 354											
Hardened steels	≤ 48 ≤ 66	≤ 460 -											
Stainless steels, sulphured austenitic martensitic	≤ 28 ≤ 36 ≤ 46	≤ 273 ≤ 337 ≤ 435											
Cast iron	≤ 23 ≤ 38	≤ 242 ≤ 354	115 90	0.0017 0.0017	0.0050 0.0050	0.008 0.008	0.0100 0.0100	0.0125 0.0125					
Spheroidal graphite iron and malleable cast iron	≤ 23 ≤ 38	≤ 242 ≤ 354	100 75	0.0017 0.0017	0.0050 0.0050	0.008 0.008	0.0100 0.0100	0.0125 0.0125					
Chilled cast iron	≤ 38	≤ 354											
New cast materials GGV	≤ 20 ≤ 32	≤ 220 ≤ 301											
New cast materials ADI	≤ 32 ≤ 43	≤ 301 ≤ 402											
Special alloys	≤ 54	≤ 549											
Ti and Ti-alloys	≤ 25 ≤ 43	≤ 255 ≤ 402											
Aluminium and Al-alloys	-	≤ 120											
Al wrought alloys	-	≤ 200											
Al cast alloys ≤ 10 % Si ≤ 24 % Si	- -	≤ 180 ≤ 180	225 180	0.0020 0.0017	0.0065 0.0050	0.0100 0.0080	0.0125 0.0100	0.0160 0.0125					
Magnesium alloys	-	≤ 120	295	0.0017	0.0050	0.0080	0.0100	0.0125					
Copper, low-alloyed	-	≤ 150	115	0.0015	0.0040	0.0065	0.0080	0.0100					
Brass, short-chipping long-chipping	- -	≤ 180 ≤ 180	145	0.0015	0.0040	0.0065	0.0080	0.0100					
Bronze, short-chipping	- ≤ 25	≤ 180 ≤ 255	115 100	0.0012 0.0012	0.0030 0.0030	0.0050 0.0050	0.0065 0.0065	0.0080 0.0080					
Bronze, long-chipping	≤ 25 ≤ 32	≤ 255 ≤ 301	90	0.0012	0.0030	0.0050	0.0065	0.0080					
Duroplastics Thermoplastics Reinforced plastics - Kevlar Reinforced plastics - GFK / CFK			55 90	0.0012 0.0015	0.0030 0.0040	0.0050 0.0065	0.0065 0.0080	0.0080 0.0100					

Series # 235

Material group	Hardness HRC	Hardness BHN	SFM	Feed Rate - IPR 1/16 in. 1.590 mm	1/8 in. 3.170 mm	1/4 in. 6.350 mm	3/8 in. 9.520 mm	1/2 in. 12.700 mm	5/8 in. 15.870 mm	3/4 in. 19.050 mm	1 in. 25.400 mm	1 1/4 in. 31.750 mm	1 1/2 in. 38.100 mm
Common structural steels	- ≤ 32	≤ 150 ≤ 301	70 55	0.0015 0.0012	0.0040 0.0030	0.0065 0.0050	0.0080 0.0065	0.0100 0.0080					
Free-cutting steels	≤ 25 ≤ 32	≤ 255 ≤ 301	70 55	0.0015 0.0012	0.0040 0.0030	0.0065 0.0050	0.0080 0.0065	0.0100 0.0080					
Unalloyed heat-treatable steels	≤ 20 ≤ 25 ≤ 32	≤ 220 ≤ 255 ≤ 301	70 55	0.0012 0.0012	0.0030 0.0030	0.0050 0.0050	0.0065 0.0065	0.0080 0.0080					
Alloyed heat-treatable steels	≤ 32 ≤ 43	≤ 301 ≤ 402	35	0.0010	0.0025	0.0040	0.0050	0.0065					
Unalloyed case hardened steels	≤ 25	≤ 255	70	0.0015	0.0040	0.0065	0.0080	0.0100					
Alloyed case hardened steels	≤ 32 ≤ 43	≤ 301 ≤ 402	30	0.0010	0.0025	0.0040	0.0050	0.0065					
Nitriding steels	≤ 32 ≤ 43	≤ 301 ≤ 402	25	0.0010	0.0025	0.0040	0.0050	0.0065					
Tool steels	≤ 25 ≤ 43	≤ 255 ≤ 402	35 15	0.0010 0.0007	0.0025 0.0020	0.0040 0.0030	0.0050 0.0040	0.0065 0.0050					
High speed steels	≤ 43	≤ 402	15	0.0007	0.0020	0.0030	0.0040	0.0050					
Spring steels	≤ 38	≤ 354											
Hardened steels	≤ 48 ≤ 66	≤ 460 -											
Stainless steels, sulphured austenitic martensitic	≤ 28 ≤ 36 ≤ 46	≤ 273 ≤ 337 ≤ 435	25	0.001	0.0025	0.0040	0.0050	0.0065					
Cast iron	≤ 23 ≤ 38	≤ 242 ≤ 354	70 55	0.0015 0.0015	0.0040 0.0040	0.0065 0.0065	0.0080 0.0080	0.0100 0.0100					
Spheroidal graphite iron and malleable cast iron	≤ 23 ≤ 38	≤ 242 ≤ 354	65 45	0.0015 0.0015	0.0040 0.0040	0.0065 0.0065	0.0080 0.0080	0.0100 0.0100					
Chilled cast iron	≤ 38	≤ 354											
New cast materials GGV	≤ 20 ≤ 32	≤ 220 ≤ 301											
New cast materials ADI	≤ 32 ≤ 43	≤ 301 ≤ 402											
Special alloys	≤ 54	≤ 549											
Ti and Ti-alloys	≤ 25 ≤ 43	≤ 255 ≤ 402											
Aluminium and Al-alloys	-	≤ 120											
Al wrought alloys	-	≤ 200											
Al cast alloys ≤ 10 % Si ≤ 24 % Si	- -	≤ 180 ≤ 180	145 115	0.0017 0.0015	0.0050 0.0040	0.0080 0.0065	0.0100 0.0080	0.0125 0.0100					
Magnesium alloys	-	≤ 120	180	0.0015	0.0040	0.0065	0.0080	0.0100					
Copper, low-alloyed	-	≤ 150	70	0.0012	0.0030	0.0050	0.0065	0.0080					
Brass, short-chipping long-chipping	- -	≤ 180 ≤ 180	145 90	0.0012 0.0012	0.0030 0.0030	0.0050 0.0050	0.0065 0.0065	0.0080 0.0080					
Bronze, short-chipping	- ≤ 25	≤ 180 ≤ 255	70 65	0.0010 0.0010	0.0025 0.0025	0.0040 0.0040	0.0050 0.0050	0.0065 0.0065					
Bronze, long-chipping	≤ 25 ≤ 32	≤ 255 ≤ 301	55 45	0.0010 0.0010	0.0025 0.0025	0.0040 0.0040	0.0050 0.0050	0.0065 0.0065					
Duroplastics Thermoplastics Reinforced plastics - Kevlar Reinforced plastics - GFK / CFK			35 55	0.0010 0.0012	0.0025 0.0030	0.0040 0.0050	0.0050 0.0065	0.0065 0.0080					

Series # 245

Material group	Hardness HRC	Hardness BHN	SFM	Feed Rate - IPR 1/16 in. 1.590 mm	1/8 in. 3.170 mm	1/4 in. 6.350 mm	3/8 in. 9.520 mm	1/2 in. 12.700 mm	5/8 in. 15.870 mm	3/4 in. 19.050 mm	1 in. 25.400 mm	1 1/4 in. 31.750 mm	1 1/2 in. 38.100 mm
Common structural steels	- ≤ 32	≤ 150 ≤ 301	100 80		0.0050 0.0040	0.0080 0.0065	0.0100 0.0080	0.0125 0.0100	0.0125 0.0100	0.0140 0.0110	0.0160 0.0125	0.0200 0.0160	0.0245 0.0200
Free-cutting steels	≤ 25 ≤ 32	≤ 255 ≤ 301	100 80		0.0050 0.0040	0.0080 0.0065	0.0100 0.0080	0.0125 0.0100	0.0125 0.0100	0.0140 0.0110	0.0160 0.0125	0.0200 0.0160	0.0245 0.0200
Unalloyed heat-treatable steels	≤ 20 ≤ 25 ≤ 32	≤ 220 ≤ 255 ≤ 301	100 80		0.0040 0.0040	0.0065 0.0065	0.0080 0.0080	0.0100 0.0100	0.0100 0.0100	0.0110 0.0110	0.0125 0.0125	0.0160 0.0160	0.0200 0.0200
Alloyed heat-treatable steels	≤ 32 ≤ 43	≤ 301 ≤ 402											
Unalloyed case hardened steels	≤ 25	≤ 255	100		0.0050	0.0080	0.0100	0.0125	0.0125	0.0140	0.0160	0.0200	0.0245
Alloyed case hardened steels	≤ 32 ≤ 43	≤ 301 ≤ 402											
Nitriding steels	≤ 32 ≤ 43	≤ 301 ≤ 402											
Tool steels	≤ 25 ≤ 43	≤ 255 ≤ 402	50		0.0030	0.0050	0.0065	0.0080	0.0080	0.0090	0.0100	0.0125	0.0160
High speed steels	≤ 43	≤ 402											
Spring steels	≤ 38	≤ 354											
Hardened steels	≤ 48 ≤ 66	≤ 460 -											
Stainless steels, sulphured austenitic martensitic	≤ 28 ≤ 36 ≤ 46	≤ 273 ≤ 337 ≤ 435											
Cast iron	≤ 23 ≤ 38	≤ 242 ≤ 354	100 80		0.0050 0.0050	0.0080 0.0080	0.0100 0.0100	0.0125 0.0125	0.0125 0.0125	0.0140 0.0140	0.0160 0.0160	0.0200 0.0200	0.0245 0.0245
Spheroidal graphite iron and malleable cast iron	≤ 23 ≤ 38	≤ 242 ≤ 354	90 65		0.0050 0.0050	0.0080 0.0080	0.0100 0.0100	0.0125 0.0125	0.0125 0.0125	0.0140 0.0140	0.0160 0.0160	0.0200 0.0200	0.0245 0.0245
Chilled cast iron	≤ 38	≤ 354											
New cast materials GGV	≤ 20 ≤ 32	≤ 220 ≤ 301											
New cast materials ADI	≤ 32 ≤ 43	≤ 301 ≤ 402											
Special alloys	≤ 54	≤ 549											
Ti and Ti-alloys	≤ 25 ≤ 43	≤ 255 ≤ 402											
Aluminium and Al-alloys	-	≤ 120											
Al wrought alloys	-	≤ 200											
Al cast alloys ≤ 10 % Si ≤ 24 % Si	- -	≤ 180 ≤ 180	205 160		0.0065 0.0050	0.0100 0.0080	0.0125 0.0100	0.0160 0.0125	0.0160 0.0125	0.0180 0.0140	0.0200 0.0160	0.0245 0.0200	0.0290 0.0245
Magnesium alloys	-	≤ 120	260		0.0050	0.0080	0.0100	0.0125	0.0125	0.0140	0.0160	0.0200	0.0245
Copper, low-alloyed	-	≤ 150	100		0.0040	0.0065	0.0080	0.0100	0.0100	0.0110	0.0125	0.0160	0.0200
Brass, short-chipping long-chipping	- -	≤ 180 ≤ 180	130		0.0040	0.0065	0.0080	0.0100	0.0100	0.0110	0.0125	0.0160	0.0200
Bronze, short-chipping	- ≤ 25	≤ 180 ≤ 255	100 90		0.0030 0.0030	0.0050 0.0050	0.0065 0.0065	0.0080 0.0080	0.0080 0.0080	0.0090 0.0090	0.0100 0.0100	0.0125 0.0125	0.0160 0.0160
Bronze, long-chipping	≤ 25 ≤ 32	≤ 255 ≤ 301	80		0.0030	0.0050	0.0065	0.0080	0.0080	0.0090	0.0100	0.0125	0.0160
Duroplastics Thermoplastics Reinforced plastics - Kevlar Reinforced plastics - GFK / CFK			50 80		0.0030 0.0040	0.0050 0.0065	0.0065 0.0080	0.0080 0.0100	0.0080 0.0100	0.0090 0.0110	0.0100 0.0125	0.0125 0.0160	0.0160 0.0200

Series # 257

Material group	Hardness HRC	Hardness BHN	SFM	Feed Rate - IPR 1/16 in. 1.590 mm	1/8 in. 3.170 mm	1/4 in. 6.350 mm	3/8 in. 9.520 mm	1/2 in. 12.700 mm	5/8 in. 15.870 mm	3/4 in. 19.050 mm	1 in. 25.400 mm	1 1/4 in. 31.750 mm	1 1/2 in. 38.100 mm
Common structural steels	- ≤ 32	≤ 150 ≤ 301	90 70				0.0100 0.0080	0.0125 0.0100	0.0125 0.0100	0.014 0.011	0.0160 0.0125	0.0200 0.0160	0.0245 0.0200
Free-cutting steels	≤ 25 ≤ 32	≤ 255 ≤ 301	90 70				0.0100 0.0080	0.0125 0.0100	0.0125 0.0100	0.014 0.011	0.0160 0.0125	0.0200 0.0160	0.0245 0.0200
Unalloyed heat-treatable steels	≤ 20 ≤ 25 ≤ 32	≤ 220 ≤ 255 ≤ 301	90 70				0.0080 0.0080	0.0100 0.0100	0.0100 0.0100	0.011 0.011	0.0125 0.0125	0.0160 0.0160	0.0200 0.0200
Alloyed heat-treatable steels	≤ 32 ≤ 43	≤ 301 ≤ 402											
Unalloyed case hardened steels	≤ 25	≤ 255	90				0.0100	0.0125	0.0125	0.0140	0.0160	0.0200	0.0245
Alloyed case hardened steels	≤ 32 ≤ 43	≤ 301 ≤ 402											
Nitriding steels	≤ 32 ≤ 43	≤ 301 ≤ 402											
Tool steels	≤ 25 ≤ 43	≤ 255 ≤ 402	45				0.0065	0.0080	0.0080	0.0090	0.0100	0.0125	0.0160
High speed steels	≤ 43	≤ 402											
Spring steels	≤ 38	≤ 354											
Hardened steels	≤ 48 ≤ 66	≤ 460 -											
Stainless steels, sulphured austenitic martensitic	≤ 28 ≤ 36 ≤ 46	≤ 273 ≤ 337 ≤ 435											
Cast iron	≤ 23 ≤ 38	≤ 242 ≤ 354	90 70				0.0100 0.0100	0.0125 0.0125	0.0125 0.0125	0.0140 0.0140	0.0160 0.0160	0.0200 0.0200	0.0245 0.0245
Spheroidal graphite iron and malleable cast iron	≤ 23 ≤ 38	≤ 242 ≤ 354	70 55				0.0100 0.0100	0.0125 0.0125	0.0125 0.0125	0.0140 0.0140	0.0160 0.0160	0.0200 0.0200	0.0245 0.0245
Chilled cast iron	≤ 38	≤ 354											
New cast materials GGV	≤ 20 ≤ 32	≤ 220 ≤ 301											
New cast materials ADI	≤ 32 ≤ 43	≤ 301 ≤ 402											
Special alloys	≤ 54	≤ 549											
Ti and Ti-alloys	≤ 25 ≤ 43	≤ 255 ≤ 402											
Aluminium and Al-alloys	-	≤ 120											
Al wrought alloys	-	≤ 200											
Al cast alloys ≤ 10 % Si ≤ 24 % Si	- -	≤ 180 ≤ 180	180 145				0.0125 0.0100	0.0160 0.0125	0.0160 0.0125	0.0180 0.0140	0.0200 0.0160	0.0245 0.0200	0.0290 0.0245
Magnesium alloys	-	≤ 120	225				0.0100	0.0125	0.0125	0.0140	0.0160	0.0200	0.0245
Copper, low-alloyed	-	≤ 150	90				0.0080	0.0100	0.0100	0.0110	0.0125	0.0160	0.0200
Brass, short-chipping long-chipping	- -	≤ 180 ≤ 180	110				0.0080	0.0100	0.0100	0.0110	0.0125	0.0160	0.0200
Bronze, short-chipping	- ≤ 25	≤ 180 ≤ 255	90 70				0.0065 0.0065	0.0080 0.0080	0.0080 0.0080	0.0090 0.0090	0.0100 0.0100	0.0125 0.0125	0.0160 0.0160
Bronze, long-chipping	≤ 25 ≤ 32	≤ 255 ≤ 301	70				0.0065	0.0080	0.0080	0.0090	0.0100	0.0125	0.0160
Duroplastics Thermoplastics Reinforced plastics - Kevlar Reinforced plastics - GFK / CFK			45 70				0.0065 0.0080	0.0080 0.0100	0.0080 0.0100	0.0090 0.0110	0.0100 0.0125	0.0125 0.0160	0.0160 0.0200

Series # 266

Material group	Hardness HRC	Hardness BHN	SFM	Feed Rate - IPR 1/16 in. 1.590 mm	1/8 in. 3.170 mm	1/4 in. 6.350 mm	3/8 in. 9.520 mm	1/2 in. 12.700 mm	5/8 in. 15.870 mm	3/4 in. 19.050 mm	1 in. 25.400 mm	1 1/4 in. 31.750 mm	1 1/2 in. 38.100 mm
Common structural steels	- ≤ 32	≤ 150 ≤ 301	70 55				0.0080 0.0065	0.0100 0.0080	0.0100 0.0080	0.0110 0.0090	0.0125 0.0100	0.0160 0.0125	
Free-cutting steels	≤ 25 ≤ 32	≤ 255 ≤ 301	70 55				0.0080 0.0065	0.0100 0.0080	0.0100 0.0080	0.0110 0.0090	0.0125 0.0100	0.0160 0.0125	
Unalloyed heat-treatable steels	≤ 20 ≤ 25 ≤ 32	≤ 220 ≤ 255 ≤ 301	70 55				0.0065 0.0065	0.0080 0.0080	0.0080 0.0080	0.0090 0.0090	0.0100 0.0100	0.0125 0.0125	
Alloyed heat-treatable steels	≤ 32 ≤ 43	≤ 301 ≤ 402	35				0.0050	0.0065	0.0065	0.0070	0.0080	0.0100	
Unalloyed case hardened steels	≤ 25	≤ 255	70				0.0080	0.0100	0.0100	0.0110	0.0125	0.0160	
Alloyed case hardened steels	≤ 32 ≤ 43	≤ 301 ≤ 402	30				0.0050	0.0065	0.0065	0.0070	0.0080	0.0100	
Nitriding steels	≤ 32 ≤ 43	≤ 301 ≤ 402	25				0.0050	0.0065	0.0065	0.0070	0.0080	0.0100	
Tool steels	≤ 25 ≤ 43	≤ 255 ≤ 402	35 15				0.0050 0.0040	0.0065 0.0050	0.0065 0.0050	0.0070 0.0055	0.0080 0.0065	0.0100 0.0080	
High speed steels	≤ 43	≤ 402	15				0.0040	0.0050	0.0050	0.0055	0.0065	0.0080	
Spring steels	≤ 38	≤ 354											
Hardened steels	≤ 48 ≤ 66	≤ 460 -											
Stainless steels, sulphured austenitic martensitic	≤ 28 ≤ 36 ≤ 46	≤ 273 ≤ 337 ≤ 435	25				0.0050	0.0065	0.0065	0.0070	0.0080	0.010	
Cast iron	≤ 23 ≤ 38	≤ 242 ≤ 354	70 55				0.0080 0.0080	0.0100 0.0100	0.0100 0.0100	0.0110 0.0110	0.0125 0.0125	0.0160 0.0160	
Spheroidal graphite iron and malleable cast iron	≤ 23 ≤ 38	≤ 242 ≤ 354	65 45				0.0080 0.0080	0.0100 0.0100	0.0100 0.0100	0.0110 0.0110	0.0125 0.0125	0.0160 0.0160	
Chilled cast iron	≤ 38	≤ 354											
New cast materials GGV	≤ 20 ≤ 32	≤ 220 ≤ 301											
New cast materials ADI	≤ 32 ≤ 43	≤ 301 ≤ 402											
Special alloys	≤ 54	≤ 549											
Ti and Ti-alloys	≤ 25 ≤ 43	≤ 255 ≤ 402											
Aluminium and Al-alloys	-	≤ 120											
Al wrought alloys	-	≤ 200											
Al cast alloys ≤ 10 % Si ≤ 24 % Si	- -	≤ 180 ≤ 180	145 115				0.0100 0.0080	0.0125 0.0100	0.0125 0.0100	0.0140 0.0110	0.0160 0.0125	0.0200 0.0160	
Magnesium alloys	-	≤ 120	180				0.0080	0.0100	0.0100	0.0110	0.0125	0.0160	
Copper, low-alloyed	-	≤ 150	70				0.0065	0.0080	0.0080	0.0090	0.0100	0.0125	
Brass, short-chipping long-chipping	- -	≤ 180 ≤ 180	145 90				0.0065 0.0065	0.0080 0.0080	0.0080 0.0080	0.0090 0.0090	0.0100 0.0100	0.0125 0.0125	
Bronze, short-chipping	- ≤ 25	≤ 180 ≤ 255	70 65				0.0050 0.0050	0.0065 0.0065	0.0065 0.0065	0.0070 0.0070	0.0080 0.0080	0.0100 0.0100	
Bronze, long-chipping	≤ 25 ≤ 32	≤ 255 ≤ 301	55 45				0.0050 0.0050	0.0065 0.0065	0.0065 0.0065	0.0070 0.0070	0.0080 0.0080	0.0100 0.0100	
Duroplastics Thermoplastics Reinforced plastics - Kevlar Reinforced plastics - GFK / CFK			35 55				0.0050 0.0065	0.0065 0.0080	0.0065 0.0080	0.0070 0.0090	0.0080 0.0100	0.0100 0.0125	

Series # 280

Material group	Hardness HRC	Hardness BHN	SFM	Feed Rate - IPR .5 mm	1.0 mm	2.0 mm	2.5 mm	3.15 mm	4.0 mm	5.0 mm	6.3 mm	8 mm
Common structural steels	-	≤ 150	100	0.0003	0.0006	0.0016	0.0020	0.0025	0.0031	0.0031	0.0039	0.0049
	≤ 32	≤ 301	80	0.0003	0.0006	0.0016	0.0020	0.0025	0.0031	0.0031	0.0039	0.0049
Free-cutting steels	≤ 25	≤ 255	100	0.0003	0.0006	0.0016	0.0020	0.0025	0.0031	0.0031	0.0039	0.0049
	≤ 32	≤ 301	100	0.0003	0.0006	0.0016	0.0020	0.0025	0.0031	0.0031	0.0039	0.0049
Unalloyed heat-treatable steels	≤ 20	≤ 220	80	0.0003	0.0006	0.0016	0.0020	0.0025	0.0031	0.0031	0.0039	0.0049
	≤ 25	≤ 255	65	0.0003	0.0006	0.0016	0.0020	0.0025	0.0031	0.0031	0.0039	0.0049
	≤ 32	≤ 301	65	0.0003	0.0005	0.0013	0.0016	0.0020	0.0025	0.0025	0.0031	0.0039
Alloyed heat-treatable steels	≤ 32	≤ 301	50	0.0003	0.0006	0.0016	0.0020	0.0025	0.0031	0.0031	0.0039	0.0049
	≤ 43	≤ 402	25	0.0003	0.0005	0.0013	0.0016	0.0020	0.0025	0.0025	0.0031	0.0039
Unalloyed case hardened steels	≤ 25	≤ 255	80	0.0004	0.0006	0.0020	0.0025	0.0031	0.0039	0.0039	0.0049	0.0063
Alloyed case hardened steels	≤ 32	≤ 301	50	0.0003	0.0006	0.0016	0.0020	0.0025	0.0031	0.0031	0.0039	0.0049
	≤ 43	≤ 402	25	0.0003	0.0005	0.0013	0.0016	0.0020	0.0025	0.0025	0.0031	0.0039
Nitriding steels	≤ 32	≤ 301	35	0.0003	0.0006	0.0016	0.0020	0.0025	0.0031	0.0031	0.0039	0.0049
	≤ 43	≤ 402	25	0.0003	0.0005	0.0013	0.0016	0.0020	0.0025	0.0025	0.0031	0.0039
Tool steels	≤ 25	≤ 255	35	0.0003	0.0005	0.0013	0.0016	0.0020	0.0025	0.0025	0.0031	0.0039
	≤ 43	≤ 402	20	0.0003	0.0005	0.0013	0.0016	0.0020	0.0025	0.0025	0.0031	0.0039
High speed steels	≤ 43	≤ 402	20	0.0003	0.0005	0.0013	0.0016	0.0020	0.0025	0.0025	0.0031	0.0039
Spring steels	≤ 38	≤ 354	15	0.0002	0.0003	0.0010	0.0013	0.0016	0.0020	0.0020	0.0025	0.0031
Hardened steels	≤ 48	≤ 460										
	≤ 66	-										
Stainless steels, sulphured	≤ 28	≤ 273	35	0.0003	0.0005	0.0013	0.0016	0.0020	0.0025	0.0025	0.0031	0.0039
austenitic	≤ 36	≤ 337	25	0.0003	0.0005	0.0013	0.0016	0.0020	0.0025	0.0025	0.0031	0.0039
martensitic	≤ 46	≤ 435	20	0.0003	0.0005	0.0013	0.0016	0.0020	0.0025	0.0025	0.0031	0.0039
Cast iron	≤ 23	≤ 242	65	0.0005	0.0007	0.0025	0.0031	0.0039	0.0049	0.0049	0.0063	0.0079
	≤ 38	≤ 354	65	0.0004	0.0006	0.0020	0.0025	0.0031	0.0039	0.0039	0.0049	0.0063
Spheroidal graphite iron and malleable cast iron	≤ 23	≤ 242	80	0.0005	0.0007	0.0025	0.0031	0.0039	0.0049	0.0049	0.0063	0.0079
	≤ 38	≤ 354	65	0.0004	0.0006	0.0020	0.0025	0.0031	0.0039	0.0039	0.0049	0.0063
Chilled cast iron	≤ 38	≤ 354										
New cast materials GGV	≤ 20	≤ 220										
	≤ 32	≤ 301										
New cast materials ADI	≤ 32	≤ 301										
	≤ 43	≤ 402										
Special alloys	≤ 54	≤ 549	10	0.0002	0.0002	0.0008	0.0010	0.0013	0.0016	0.0016	0.0020	0.0025
Ti and Ti-alloys	≤ 25	≤ 255	15	0.0002	0.0003	0.0010	0.0013	0.0016	0.0020	0.0020	0.0025	0.0031
	≤ 43	≤ 402	15	0.0002	0.0003	0.0010	0.0013	0.0016	0.0020	0.0020	0.0025	0.0031
Aluminium and Al-alloys	-	≤ 120	230	0.0006	0.0008	0.0031	0.0039	0.0049	0.0063	0.0063	0.0079	0.0098
Al wrought alloys	-	≤ 200	230	0.0006	0.0008	0.0031	0.0039	0.0049	0.0063	0.0063	0.0079	0.0098
Al cast alloys ≤ 10 % Si	-	≤ 180	130	0.0005	0.0007	0.0025	0.0031	0.0039	0.0049	0.0049	0.0063	0.0079
≤ 24 % Si	-	≤ 180	130	0.0005	0.0007	0.0025	0.0031	0.0039	0.0049	0.0049	0.0063	0.0079
Magnesium alloys	-	≤ 120	195	0.0005	0.0007	0.0025	0.0031	0.0039	0.0049	0.0049	0.0063	0.0079
Copper, low-alloyed	-	≤ 150	165	0.0004	0.0006	0.0020	0.0025	0.0031	0.0039	0.0039	0.0049	0.0063
Brass, short-chipping	-	≤ 180	195	0.0004	0.0006	0.0020	0.0025	0.0031	0.0039	0.0039	0.0049	0.0063
long-chipping	-	≤ 180	130	0.0004	0.0006	0.0020	0.0025	0.0031	0.0039	0.0039	0.0049	0.0063
Bronze, short-chipping	-	≤ 180	100	0.0003	0.0006	0.0016	0.0020	0.0025	0.0031	0.0031	0.0039	0.0049
	≤ 25	≤ 255	80	0.0003	0.0006	0.0016	0.0020	0.0025	0.0031	0.0031	0.0039	0.0049
Bronze, long-chipping	≤ 25	≤ 255	50	0.0003	0.0006	0.0016	0.0020	0.0025	0.0031	0.0031	0.0039	0.0049
	≤ 32	≤ 301	50	0.0003	0.0006	0.0016	0.0020	0.0025	0.0031	0.0031	0.0039	0.0049
Duroplastics			50	0.0003	0.0006	0.0016	0.0020	0.0025	0.0031	0.0031	0.0039	0.0049
Thermoplastics			80	0.0004	0.0006	0.0020	0.0025	0.0031	0.0039	0.0039	0.0049	0.0063
Reinforced plastics - Kevlar												
Reinforced plastics - GFK / CFK												

Series # 281

Material group	Hardness HRC	Hardness BHN	SFM	Feed Rate - IPR .5 mm	1.0 mm	2.0 mm	2.5 mm	3.15 mm	4.0 mm	5.0 mm	6.3 mm	8 mm
Common structural steels	-	≤ 150	100	0.0003	0.0006	0.0016	0.0020	0.0025	0.0031	0.0031	0.0039	0.0049
	≤ 32	≤ 301	80	0.0003	0.0006	0.0016	0.0020	0.0025	0.0031	0.0031	0.0039	0.0049
Free-cutting steels	≤ 25	≤ 255	100	0.0003	0.0006	0.0016	0.0020	0.0025	0.0031	0.0031	0.0039	0.0049
	≤ 32	≤ 301	100	0.0003	0.0006	0.0016	0.0020	0.0025	0.0031	0.0031	0.0039	0.0049
Unalloyed heat-treatable steels	≤ 20	≤ 220	80	0.0003	0.0006	0.0016	0.0020	0.0025	0.0031	0.0031	0.0039	0.0049
	≤ 25	≤ 255	65	0.0003	0.0006	0.0016	0.0020	0.0025	0.0031	0.0031	0.0039	0.0049
	≤ 32	≤ 301	65	0.0003	0.0005	0.0013	0.0016	0.0020	0.0025	0.0025	0.0031	0.0039
Alloyed heat-treatable steels	≤ 32	≤ 301	50	0.0003	0.0006	0.0016	0.0020	0.0025	0.0031	0.0031	0.0039	0.0049
	≤ 43	≤ 402	25	0.0003	0.0005	0.0013	0.0016	0.0020	0.0025	0.0025	0.0031	0.0039
Unalloyed case hardened steels	≤ 25	≤ 255	80	0.0004	0.0006	0.0020	0.0025	0.0031	0.0039	0.0039	0.0049	0.0063
Alloyed case hardened steels	≤ 32	≤ 301	50	0.0003	0.0006	0.0016	0.0020	0.0025	0.0031	0.0031	0.0039	0.0049
	≤ 43	≤ 402	25	0.0003	0.0005	0.0013	0.0016	0.0020	0.0025	0.0025	0.0031	0.0039
Nitriding steels	≤ 32	≤ 301	35	0.0003	0.0006	0.0016	0.0020	0.0025	0.0031	0.0031	0.0039	0.0049
	≤ 43	≤ 402	25	0.0003	0.0005	0.0013	0.0016	0.0020	0.0025	0.0025	0.0031	0.0039
Tool steels	≤ 25	≤ 255	35	0.0003	0.0005	0.0013	0.0016	0.0020	0.0025	0.0025	0.0031	0.0039
	≤ 43	≤ 402	20	0.0003	0.0005	0.0013	0.0016	0.0020	0.0025	0.0025	0.0031	0.0039
High speed steels	≤ 43	≤ 402	20	0.0003	0.0005	0.0013	0.0016	0.0020	0.0025	0.0025	0.0031	0.0039
Spring steels	≤ 38	≤ 354	15	0.0002	0.0003	0.0010	0.0013	0.0016	0.0020	0.0020	0.0025	0.0031
Hardened steels	≤ 48	≤ 460										
	≤ 66	-										
Stainless steels, sulphured	≤ 28	≤ 273	35	0.0003	0.0005	0.0013	0.0016	0.0020	0.0025	0.0025	0.0031	0.0039
austenitic	≤ 36	≤ 337	25	0.0003	0.0005	0.0013	0.0016	0.0020	0.0025	0.0025	0.0031	0.0039
martensitic	≤ 46	≤ 435	20	0.0003	0.0005	0.0013	0.0016	0.0020	0.0025	0.0025	0.0031	0.0039
Cast iron	≤ 23	≤ 242	65	0.0005	0.0007	0.0025	0.0031	0.0039	0.0049	0.0049	0.0063	0.0079
	≤ 38	≤ 354	65	0.0004	0.0006	0.0020	0.0025	0.0031	0.0039	0.0039	0.0049	0.0063
Spheroidal graphite iron and malleable cast iron	≤ 23	≤ 242	80	0.0005	0.0007	0.0025	0.0031	0.0039	0.0049	0.0049	0.0063	0.0079
	≤ 38	≤ 354	65	0.0004	0.0006	0.0020	0.0025	0.0031	0.0039	0.0039	0.0049	0.0063
Chilled cast iron	≤ 38	≤ 354										
New cast materials GGV	≤ 20	≤ 220										
	≤ 32	≤ 301										
New cast materials ADI	≤ 32	≤ 301										
	≤ 43	≤ 402										
Special alloys	≤ 54	≤ 549	10	0.0002	0.0002	0.0008	0.0010	0.0013	0.0016	0.0016	0.0020	0.0025
Ti and Ti-alloys	≤ 25	≤ 255	15	0.0002	0.0003	0.0010	0.0013	0.0016	0.0020	0.0020	0.0025	0.0031
	≤ 43	≤ 402	15	0.0002	0.0003	0.0010	0.0013	0.0016	0.0020	0.0020	0.0025	0.0031
Aluminium and Al-alloys	-	≤ 120	230	0.0006	0.0008	0.0031	0.0039	0.0049	0.0063	0.0063	0.0079	0.0098
Al wrought alloys	-	≤ 200	230	0.0006	0.0008	0.0031	0.0039	0.0049	0.0063	0.0063	0.0079	0.0098
Al cast alloys ≤ 10 % Si	-	≤ 180	130	0.0005	0.0007	0.0025	0.0031	0.0039	0.0049	0.0049	0.0063	0.0079
≤ 24 % Si	-	≤ 180	130	0.0005	0.0007	0.0025	0.0031	0.0039	0.0049	0.0049	0.0063	0.0079
Magnesium alloys	-	≤ 120	195	0.0005	0.0007	0.0025	0.0031	0.0039	0.0049	0.0049	0.0063	0.0079
Copper, low-alloyed	-	≤ 150	165	0.0004	0.0006	0.0020	0.0025	0.0031	0.0039	0.0039	0.0049	0.0063
Brass, short-chipping	-	≤ 180	195	0.0004	0.0006	0.0020	0.0025	0.0031	0.0039	0.0039	0.0049	0.0063
long-chipping	-	≤ 180	130	0.0004	0.0006	0.0020	0.0025	0.0031	0.0039	0.0039	0.0049	0.0063
Bronze, short-chipping	-	≤ 180	100	0.0003	0.0006	0.0016	0.0020	0.0025	0.0031	0.0031	0.0039	0.0049
	≤ 25	≤ 255	80	0.0003	0.0006	0.0016	0.0020	0.0025	0.0031	0.0031	0.0039	0.0049
Bronze, long-chipping	≤ 25	≤ 255	50	0.0003	0.0006	0.0016	0.0020	0.0025	0.0031	0.0031	0.0039	0.0049
	≤ 32	≤ 301	50	0.0003	0.0006	0.0016	0.0020	0.0025	0.0031	0.0031	0.0039	0.0049
Duroplastics			50	0.0003	0.0006	0.0016	0.0020	0.0025	0.0031	0.0031	0.0039	0.0049
Thermoplastics			80	0.0004	0.0006	0.0020	0.0025	0.0031	0.0039	0.0039	0.0049	0.0063
Reinforced plastics - Kevlar												
Reinforced plastics - GFK / CFK												

Series # 282

Material group	Hardness HRC	Hardness BHN	SFM	Feed Rate - IPR .5 mm	1.0 mm	2.0 mm	2.5 mm	3.15 mm	4.0 mm	5.0 mm	6.3 mm	8 mm
Common structural steels	-	≤ 150	100	0.0003	0.0006	0.0016	0.0020	0.0025	0.0031	0.0031	0.0039	0.0049
	≤ 32	≤ 301	80	0.0003	0.0006	0.0016	0.0020	0.0025	0.0031	0.0031	0.0039	0.0049
Free-cutting steels	≤ 25	≤ 255	100	0.0003	0.0006	0.0016	0.0020	0.0025	0.0031	0.0031	0.0039	0.0049
	≤ 32	≤ 301	100	0.0003	0.0006	0.0016	0.0020	0.0025	0.0031	0.0031	0.0039	0.0049
Unalloyed heat-treatable steels	≤ 20	≤ 220	80	0.0003	0.0006	0.0016	0.0020	0.0025	0.0031	0.0031	0.0039	0.0049
	≤ 25	≤ 255	65	0.0003	0.0006	0.0016	0.0020	0.0025	0.0031	0.0031	0.0039	0.0049
	≤ 32	≤ 301	65	0.0003	0.0005	0.0013	0.0016	0.0020	0.0025	0.0025	0.0031	0.0039
Alloyed heat-treatable steels	≤ 32	≤ 301	50	0.0003	0.0006	0.0016	0.0020	0.0025	0.0031	0.0031	0.0039	0.0049
	≤ 43	≤ 402	25	0.0003	0.0005	0.0013	0.0016	0.0020	0.0025	0.0025	0.0031	0.0039
Unalloyed case hardened steels	≤ 25	≤ 255	80	0.0004	0.0006	0.0020	0.0025	0.0031	0.0039	0.0039	0.0049	0.0063
Alloyed case hardened steels	≤ 32	≤ 301	50	0.0003	0.0006	0.0016	0.0020	0.0025	0.0031	0.0031	0.0039	0.0049
	≤ 43	≤ 402	25	0.0003	0.0005	0.0013	0.0016	0.0020	0.0025	0.0025	0.0031	0.0039
Nitriding steels	≤ 32	≤ 301	35	0.0003	0.0006	0.0016	0.0020	0.0025	0.0031	0.0031	0.0039	0.0049
	≤ 43	≤ 402	25	0.0003	0.0005	0.0013	0.0016	0.0020	0.0025	0.0025	0.0031	0.0039
Tool steels	≤ 25	≤ 255	35	0.0003	0.0005	0.0013	0.0016	0.0020	0.0025	0.0025	0.0031	0.0039
	≤ 43	≤ 402	20	0.0003	0.0005	0.0013	0.0016	0.0020	0.0025	0.0025	0.0031	0.0039
High speed steels	≤ 43	≤ 402	20	0.0003	0.0005	0.0013	0.0016	0.0020	0.0025	0.0025	0.0031	0.0039
Spring steels	≤ 38	≤ 354	15	0.0002	0.0003	0.0010	0.0013	0.0016	0.0020	0.0020	0.0025	0.0031
Hardened steels	≤ 48	≤ 460										
	≤ 66	-										
Stainless steels, sulphured	≤ 28	≤ 273	35	0.0003	0.0005	0.0013	0.0016	0.0020	0.0025	0.0025	0.0031	0.0039
austenitic	≤ 36	≤ 337	25	0.0003	0.0005	0.0013	0.0016	0.0020	0.0025	0.0025	0.0031	0.0039
martensitic	≤ 46	≤ 435	20	0.0003	0.0005	0.0013	0.0016	0.0020	0.0025	0.0025	0.0031	0.0039
Cast iron	≤ 23	≤ 242	65	0.0005	0.0007	0.0025	0.0031	0.0039	0.0049	0.0049	0.0063	0.0079
	≤ 38	≤ 354	65	0.0004	0.0006	0.0020	0.0025	0.0031	0.0039	0.0039	0.0049	0.0063
Spheroidal graphite iron and malleable cast iron	≤ 23	≤ 242	80	0.0005	0.0007	0.0025	0.0031	0.0039	0.0049	0.0049	0.0063	0.0079
	≤ 38	≤ 354	65	0.0004	0.0006	0.0020	0.0025	0.0031	0.0039	0.0039	0.0049	0.0063
Chilled cast iron	≤ 38	≤ 354										
New cast materials GGV	≤ 20	≤ 220										
	≤ 32	≤ 301										
New cast materials ADI	≤ 32	≤ 301										
	≤ 43	≤ 402										
Special alloys	≤ 54	≤ 549	10	0.0002	0.0002	0.0008	0.0010	0.0013	0.0016	0.0016	0.0020	0.0025
Ti and Ti-alloys	≤ 25	≤ 255	15	0.0002	0.0003	0.0010	0.0013	0.0016	0.0020	0.0020	0.0025	0.0031
	≤ 43	≤ 402	15	0.0002	0.0003	0.0010	0.0013	0.0016	0.0020	0.0020	0.0025	0.0031
Aluminium and Al-alloys	-	≤ 120	230	0.0006	0.0008	0.0031	0.0039	0.0049	0.0063	0.0063	0.0079	0.0098
Al wrought alloys	-	≤ 200	230	0.0006	0.0008	0.0031	0.0039	0.0049	0.0063	0.0063	0.0079	0.0098
Al cast alloys ≤ 10 % Si	-	≤ 180	130	0.0005	0.0007	0.0025	0.0031	0.0039	0.0049	0.0049	0.0063	0.0079
≤ 24 % Si	-	≤ 180	130	0.0005	0.0007	0.0025	0.0031	0.0039	0.0049	0.0049	0.0063	0.0079
Magnesium alloys	-	≤ 120	195	0.0005	0.0007	0.0025	0.0031	0.0039	0.0049	0.0049	0.0063	0.0079
Copper, low-alloyed	-	≤ 150	165	0.0004	0.0006	0.0020	0.0025	0.0031	0.0039	0.0039	0.0049	0.0063
Brass, short-chipping	-	≤ 180	195	0.0004	0.0006	0.0020	0.0025	0.0031	0.0039	0.0039	0.0049	0.0063
long-chipping	-	≤ 180	130	0.0004	0.0006	0.0020	0.0025	0.0031	0.0039	0.0039	0.0049	0.0063
Bronze, short-chipping	-	≤ 180	100	0.0003	0.0006	0.0016	0.0020	0.0025	0.0031	0.0031	0.0039	0.0049
	≤ 25	≤ 255	80	0.0003	0.0006	0.0016	0.0020	0.0025	0.0031	0.0031	0.0039	0.0049
Bronze, long-chipping	≤ 25	≤ 255	50	0.0003	0.0006	0.0016	0.0020	0.0025	0.0031	0.0031	0.0039	0.0049
	≤ 32	≤ 301	50	0.0003	0.0006	0.0016	0.0020	0.0025	0.0031	0.0031	0.0039	0.0049
Duroplastics			50	0.0003	0.0006	0.0016	0.0020	0.0025	0.0031	0.0031	0.0039	0.0049
Thermoplastics			80	0.0004	0.0006	0.0020	0.0025	0.0031	0.0039	0.0039	0.0049	0.0063
Reinforced plastics - Kevlar												
Reinforced plastics - GFK / CFK												

Series # 283

Material group	Hardness HRC	Hardness BHN	SFM	Feed Rate - IPR .5 mm	1.0 mm	2.0 mm	2.5 mm	3.15 mm	4.0 mm	5.0 mm	6.3 mm	8 mm
Common structural steels	-	≤ 150	100	0.0003	0.0006	0.0016	0.0020	0.0025	0.0031	0.0031	0.0039	0.0049
	≤ 32	≤ 301	80	0.0003	0.0006	0.0016	0.0020	0.0025	0.0031	0.0031	0.0039	0.0049
Free-cutting steels	≤ 25	≤ 255	100	0.0003	0.0006	0.0016	0.0020	0.0025	0.0031	0.0031	0.0039	0.0049
	≤ 32	≤ 301	100	0.0003	0.0006	0.0016	0.0020	0.0025	0.0031	0.0031	0.0039	0.0049
Unalloyed heat-treatable steels	≤ 20	≤ 220	80	0.0003	0.0006	0.0016	0.0020	0.0025	0.0031	0.0031	0.0039	0.0049
	≤ 25	≤ 255	65	0.0003	0.0006	0.0016	0.0020	0.0025	0.0031	0.0031	0.0039	0.0049
	≤ 32	≤ 301	65	0.0003	0.0005	0.0013	0.0016	0.0020	0.0025	0.0025	0.0031	0.0039
Alloyed heat-treatable steels	≤ 32	≤ 301	50	0.0003	0.0006	0.0016	0.0020	0.0025	0.0031	0.0031	0.0039	0.0049
	≤ 43	≤ 402	25	0.0003	0.0005	0.0013	0.0016	0.0020	0.0025	0.0025	0.0031	0.0039
Unalloyed case hardened steels	≤ 25	≤ 255	80	0.0004	0.0006	0.0020	0.0025	0.0031	0.0039	0.0039	0.0049	0.0063
Alloyed case hardened steels	≤ 32	≤ 301	50	0.0003	0.0006	0.0016	0.0020	0.0025	0.0031	0.0031	0.0039	0.0049
	≤ 43	≤ 402	25	0.0003	0.0005	0.0013	0.0016	0.0020	0.0025	0.0025	0.0031	0.0039
Nitriding steels	≤ 32	≤ 301	35	0.0003	0.0006	0.0016	0.0020	0.0025	0.0031	0.0031	0.0039	0.0049
	≤ 43	≤ 402	25	0.0003	0.0005	0.0013	0.0016	0.0020	0.0025	0.0025	0.0031	0.0039
Tool steels	≤ 25	≤ 255	35	0.0003	0.0005	0.0013	0.0016	0.0020	0.0025	0.0025	0.0031	0.0039
	≤ 43	≤ 402	20	0.0003	0.0005	0.0013	0.0016	0.0020	0.0025	0.0025	0.0031	0.0039
High speed steels	≤ 43	≤ 402	20	0.0003	0.0005	0.0013	0.0016	0.0020	0.0025	0.0025	0.0031	0.0039
Spring steels	≤ 38	≤ 354	15	0.0002	0.0003	0.0010	0.0013	0.0016	0.0020	0.0020	0.0025	0.0031
Hardened steels	≤ 48	≤ 460										
	≤ 66	-										
Stainless steels, sulphured	≤ 28	≤ 273	35	0.0003	0.0005	0.0013	0.0016	0.0020	0.0025	0.0025	0.0031	0.0039
austenitic	≤ 36	≤ 337	25	0.0003	0.0005	0.0013	0.0016	0.0020	0.0025	0.0025	0.0031	0.0039
martensitic	≤ 46	≤ 435	20	0.0003	0.0005	0.0013	0.0016	0.0020	0.0025	0.0025	0.0031	0.0039
Cast iron	≤ 23	≤ 242	65	0.0005	0.0007	0.0025	0.0031	0.0039	0.0049	0.0049	0.0063	0.0079
	≤ 38	≤ 354	65	0.0004	0.0006	0.0020	0.0025	0.0031	0.0039	0.0039	0.0049	0.0063
Spheroidal graphite iron and malleable cast iron	≤ 23	≤ 242	80	0.0005	0.0007	0.0025	0.0031	0.0039	0.0049	0.0049	0.0063	0.0079
	≤ 38	≤ 354	65	0.0004	0.0006	0.0020	0.0025	0.0031	0.0039	0.0039	0.0049	0.0063
Chilled cast iron	≤ 38	≤ 354										
New cast materials GGV	≤ 20	≤ 220										
	≤ 32	≤ 301										
New cast materials ADI	≤ 32	≤ 301										
	≤ 43	≤ 402										
Special alloys	≤ 54	≤ 549	10	0.0002	0.0002	0.0008	0.0010	0.0013	0.0016	0.0016	0.0020	0.0025
Ti and Ti-alloys	≤ 25	≤ 255	15	0.0002	0.0003	0.0010	0.0013	0.0016	0.0020	0.0020	0.0025	0.0031
	≤ 43	≤ 402	15	0.0002	0.0003	0.0010	0.0013	0.0016	0.0020	0.0020	0.0025	0.0031
Aluminium and Al-alloys	-	≤ 120	230	0.0006	0.0008	0.0031	0.0039	0.0049	0.0063	0.0063	0.0079	0.0098
Al wrought alloys	-	≤ 200	230	0.0006	0.0008	0.0031	0.0039	0.0049	0.0063	0.0063	0.0079	0.0098
Al cast alloys ≤ 10 % Si	-	≤ 180	130	0.0005	0.0007	0.0025	0.0031	0.0039	0.0049	0.0049	0.0063	0.0079
≤ 24 % Si	-	≤ 180	130	0.0005	0.0007	0.0025	0.0031	0.0039	0.0049	0.0049	0.0063	0.0079
Magnesium alloys	-	≤ 120	195	0.0005	0.0007	0.0025	0.0031	0.0039	0.0049	0.0049	0.0063	0.0079
Copper, low-alloyed	-	≤ 150	165	0.0004	0.0006	0.0020	0.0025	0.0031	0.0039	0.0039	0.0049	0.0063
Brass, short-chipping	-	≤ 180	195	0.0004	0.0006	0.0020	0.0025	0.0031	0.0039	0.0039	0.0049	0.0063
long-chipping	-	≤ 180	130	0.0004	0.0006	0.0020	0.0025	0.0031	0.0039	0.0039	0.0049	0.0063
Bronze, short-chipping	-	≤ 180	100	0.0003	0.0006	0.0016	0.0020	0.0025	0.0031	0.0031	0.0039	0.0049
	≤ 25	≤ 255	80	0.0003	0.0006	0.0016	0.0020	0.0025	0.0031	0.0031	0.0039	0.0049
Bronze, long-chipping	≤ 25	≤ 255	50	0.0003	0.0006	0.0016	0.0020	0.0025	0.0031	0.0031	0.0039	0.0049
	≤ 32	≤ 301	50	0.0003	0.0006	0.0016	0.0020	0.0025	0.0031	0.0031	0.0039	0.0049
Duroplastics			50	0.0003	0.0006	0.0016	0.0020	0.0025	0.0031	0.0031	0.0039	0.0049
Thermoplastics			80	0.0004	0.0006	0.0020	0.0025	0.0031	0.0039	0.0039	0.0049	0.0063
Reinforced plastics - Kevlar												
Reinforced plastics - GFK / CFK												

Series # 284

Material group	Hardness HRC	Hardness BHN	SFM	Feed Rate - IPR .5 mm	1.0 mm	2.0 mm	2.5 mm	3.15 mm	4.0 mm	5.0 mm	6.3 mm	8 mm
Common structural steels	-	≤ 150	100	0.0003	0.0006	0.0016	0.0020	0.0025	0.0031	0.0031	0.0039	0.0049
	≤ 32	≤ 301	80	0.0003	0.0006	0.0016	0.0020	0.0025	0.0031	0.0031	0.0039	0.0049
Free-cutting steels	≤ 25	≤ 255	100	0.0003	0.0006	0.0016	0.0020	0.0025	0.0031	0.0031	0.0039	0.0049
	≤ 32	≤ 301	100	0.0003	0.0006	0.0016	0.0020	0.0025	0.0031	0.0031	0.0039	0.0049
Unalloyed heat-treatable steels	≤ 20	≤ 220	80	0.0003	0.0006	0.0016	0.0020	0.0025	0.0031	0.0031	0.0039	0.0049
	≤ 25	≤ 255	65	0.0003	0.0006	0.0016	0.0020	0.0025	0.0031	0.0031	0.0039	0.0049
	≤ 32	≤ 301	65	0.0003	0.0005	0.0013	0.0016	0.0020	0.0025	0.0025	0.0031	0.0039
Alloyed heat-treatable steels	≤ 32	≤ 301	50	0.0003	0.0006	0.0016	0.0020	0.0025	0.0031	0.0031	0.0039	0.0049
	≤ 43	≤ 402	25	0.0003	0.0005	0.0013	0.0016	0.0020	0.0025	0.0025	0.0031	0.0039
Unalloyed case hardened steels	≤ 25	≤ 255	80	0.0004	0.0006	0.0020	0.0025	0.0031	0.0039	0.0039	0.0049	0.0063
Alloyed case hardened steels	≤ 32	≤ 301	50	0.0003	0.0006	0.0016	0.0020	0.0025	0.0031	0.0031	0.0039	0.0049
	≤ 43	≤ 402	25	0.0003	0.0005	0.0013	0.0016	0.0020	0.0025	0.0025	0.0031	0.0039
Nitriding steels	≤ 32	≤ 301	35	0.0003	0.0006	0.0016	0.0020	0.0025	0.0031	0.0031	0.0039	0.0049
	≤ 43	≤ 402	25	0.0003	0.0005	0.0013	0.0016	0.0020	0.0025	0.0025	0.0031	0.0039
Tool steels	≤ 25	≤ 255	35	0.0003	0.0005	0.0013	0.0016	0.0020	0.0025	0.0025	0.0031	0.0039
	≤ 43	≤ 402	20	0.0003	0.0005	0.0013	0.0016	0.0020	0.0025	0.0025	0.0031	0.0039
High speed steels	≤ 43	≤ 402	20	0.0003	0.0005	0.0013	0.0016	0.0020	0.0025	0.0025	0.0031	0.0039
Spring steels	≤ 38	≤ 354	15	0.0002	0.0003	0.0010	0.0013	0.0016	0.0020	0.0020	0.0025	0.0031
Hardened steels	≤ 48	≤ 460										
	≤ 66	-										
Stainless steels, sulphured	≤ 28	≤ 273	35	0.0003	0.0005	0.0013	0.0016	0.0020	0.0025	0.0025	0.0031	0.0039
austenitic	≤ 36	≤ 337	25	0.0003	0.0005	0.0013	0.0016	0.0020	0.0025	0.0025	0.0031	0.0039
martensitic	≤ 46	≤ 435	20	0.0003	0.0005	0.0013	0.0016	0.0020	0.0025	0.0025	0.0031	0.0039
Cast iron	≤ 23	≤ 242	65	0.0005	0.0007	0.0025	0.0031	0.0039	0.0049	0.0049	0.0063	0.0079
	≤ 38	≤ 354	65	0.0004	0.0006	0.0020	0.0025	0.0031	0.0039	0.0039	0.0049	0.0063
Spheroidal graphite iron and malleable cast iron	≤ 23	≤ 242	80	0.0005	0.0007	0.0025	0.0031	0.0039	0.0049	0.0049	0.0063	0.0079
	≤ 38	≤ 354	65	0.0004	0.0006	0.0020	0.0025	0.0031	0.0039	0.0039	0.0049	0.0063
Chilled cast iron	≤ 38	≤ 354										
New cast materials GGV	≤ 20	≤ 220										
	≤ 32	≤ 301										
New cast materials ADI	≤ 32	≤ 301										
	≤ 43	≤ 402										
Special alloys	≤ 54	≤ 549	10	0.0002	0.0002	0.0008	0.0010	0.0013	0.0016	0.0016	0.0020	0.0025
Ti and Ti-alloys	≤ 25	≤ 255	15	0.0002	0.0003	0.0010	0.0013	0.0016	0.0020	0.0020	0.0025	0.0031
	≤ 43	≤ 402	15	0.0002	0.0003	0.0010	0.0013	0.0016	0.0020	0.0020	0.0025	0.0031
Aluminium and Al-alloys	-	≤ 120	230	0.0006	0.0008	0.0031	0.0039	0.0049	0.0063	0.0063	0.0079	0.0098
Al wrought alloys	-	≤ 200	230	0.0006	0.0008	0.0031	0.0039	0.0049	0.0063	0.0063	0.0079	0.0098
Al cast alloys ≤ 10 % Si	-	≤ 180	130	0.0005	0.0007	0.0025	0.0031	0.0039	0.0049	0.0049	0.0063	0.0079
≤ 24 % Si	-	≤ 180	130	0.0005	0.0007	0.0025	0.0031	0.0039	0.0049	0.0049	0.0063	0.0079
Magnesium alloys	-	≤ 120	195	0.0005	0.0007	0.0025	0.0031	0.0039	0.0049	0.0049	0.0063	0.0079
Copper, low-alloyed	-	≤ 150	165	0.0004	0.0006	0.0020	0.0025	0.0031	0.0039	0.0039	0.0049	0.0063
Brass, short-chipping	-	≤ 180	195	0.0004	0.0006	0.0020	0.0025	0.0031	0.0039	0.0039	0.0049	0.0063
long-chipping	-	≤ 180	130	0.0004	0.0006	0.0020	0.0025	0.0031	0.0039	0.0039	0.0049	0.0063
Bronze, short-chipping	-	≤ 180	100	0.0003	0.0006	0.0016	0.0020	0.0025	0.0031	0.0031	0.0039	0.0049
	≤ 25	≤ 255	80	0.0003	0.0006	0.0016	0.0020	0.0025	0.0031	0.0031	0.0039	0.0049
Bronze, long-chipping	≤ 25	≤ 255	50	0.0003	0.0006	0.0016	0.0020	0.0025	0.0031	0.0031	0.0039	0.0049
	≤ 32	≤ 301	50	0.0003	0.0006	0.0016	0.0020	0.0025	0.0031	0.0031	0.0039	0.0049
Duroplastics			50	0.0003	0.0006	0.0016	0.0020	0.0025	0.0031	0.0031	0.0039	0.0049
Thermoplastics			80	0.0004	0.0006	0.0020	0.0025	0.0031	0.0039	0.0039	0.0049	0.0063
Reinforced plastics - Kevlar												
Reinforced plastics - GFK / CFK												

Series # 285

Material group	Hardness HRC	Hardness BHN	SFM	Feed Rate - IPR .5 mm	1.0 mm	2.0 mm	2.5 mm	3.15 mm	4.0 mm	5.0 mm	6.3 mm	8 mm
Common structural steels	-	≤ 150	100	0.0003	0.0006	0.0016	0.0020	0.0025	0.0031	0.0031	0.0039	0.0049
	≤ 32	≤ 301	80	0.0003	0.0006	0.0016	0.0020	0.0025	0.0031	0.0031	0.0039	0.0049
Free-cutting steels	≤ 25	≤ 255	100	0.0003	0.0006	0.0016	0.0020	0.0025	0.0031	0.0031	0.0039	0.0049
	≤ 32	≤ 301	100	0.0003	0.0006	0.0016	0.0020	0.0025	0.0031	0.0031	0.0039	0.0049
Unalloyed heat-treatable steels	≤ 20	≤ 220	80	0.0003	0.0006	0.0016	0.0020	0.0025	0.0031	0.0031	0.0039	0.0049
	≤ 25	≤ 255	65	0.0003	0.0006	0.0016	0.0020	0.0025	0.0031	0.0031	0.0039	0.0049
	≤ 32	≤ 301	65	0.0003	0.0005	0.0013	0.0016	0.0020	0.0025	0.0025	0.0031	0.0039
Alloyed heat-treatable steels	≤ 32	≤ 301	50	0.0003	0.0006	0.0016	0.0020	0.0025	0.0031	0.0031	0.0039	0.0049
	≤ 43	≤ 402	25	0.0003	0.0005	0.0013	0.0016	0.0020	0.0025	0.0025	0.0031	0.0039
Unalloyed case hardened steels	≤ 25	≤ 255	80	0.0004	0.0006	0.0020	0.0025	0.0031	0.0039	0.0039	0.0049	0.0063
Alloyed case hardened steels	≤ 32	≤ 301	50	0.0003	0.0006	0.0016	0.0020	0.0025	0.0031	0.0031	0.0039	0.0049
	≤ 43	≤ 402	25	0.0003	0.0005	0.0013	0.0016	0.0020	0.0025	0.0025	0.0031	0.0039
Nitriding steels	≤ 32	≤ 301	35	0.0003	0.0006	0.0016	0.0020	0.0025	0.0031	0.0031	0.0039	0.0049
	≤ 43	≤ 402	25	0.0003	0.0005	0.0013	0.0016	0.0020	0.0025	0.0025	0.0031	0.0039
Tool steels	≤ 25	≤ 255	35	0.0003	0.0005	0.0013	0.0016	0.0020	0.0025	0.0025	0.0031	0.0039
	≤ 43	≤ 402	20	0.0003	0.0005	0.0013	0.0016	0.0020	0.0025	0.0025	0.0031	0.0039
High speed steels	≤ 43	≤ 402	20	0.0003	0.0005	0.0013	0.0016	0.0020	0.0025	0.0025	0.0031	0.0039
Spring steels	≤ 38	≤ 354	15	0.0002	0.0003	0.0010	0.0013	0.0016	0.0020	0.0020	0.0025	0.0031
Hardened steels	≤ 48	≤ 460										
	≤ 66	-										
Stainless steels, sulphured	≤ 28	≤ 273	35	0.0003	0.0005	0.0013	0.0016	0.0020	0.0025	0.0025	0.0031	0.0039
austenitic	≤ 36	≤ 337	25	0.0003	0.0005	0.0013	0.0016	0.0020	0.0025	0.0025	0.0031	0.0039
martensitic	≤ 46	≤ 435	20	0.0003	0.0005	0.0013	0.0016	0.0020	0.0025	0.0025	0.0031	0.0039
Cast iron	≤ 23	≤ 242	65	0.0005	0.0007	0.0025	0.0031	0.0039	0.0049	0.0049	0.0063	0.0079
	≤ 38	≤ 354	65	0.0004	0.0006	0.0020	0.0025	0.0031	0.0039	0.0039	0.0049	0.0063
Spheroidal graphite iron and malleable cast iron	≤ 23	≤ 242	80	0.0005	0.0007	0.0025	0.0031	0.0039	0.0049	0.0049	0.0063	0.0079
	≤ 38	≤ 354	65	0.0004	0.0006	0.0020	0.0025	0.0031	0.0039	0.0039	0.0049	0.0063
Chilled cast iron	≤ 38	≤ 354										
New cast materials GGV	≤ 20	≤ 220										
	≤ 32	≤ 301										
New cast materials ADI	≤ 32	≤ 301										
	≤ 43	≤ 402										
Special alloys	≤ 54	≤ 549	10	0.0002	0.0002	0.0008	0.0010	0.0013	0.0016	0.0016	0.0020	0.0025
Ti and Ti-alloys	≤ 25	≤ 255	15	0.0002	0.0003	0.0010	0.0013	0.0016	0.0020	0.0020	0.0025	0.0031
	≤ 43	≤ 402	15	0.0002	0.0003	0.0010	0.0013	0.0016	0.0020	0.0020	0.0025	0.0031
Aluminium and Al-alloys	-	≤ 120	230	0.0006	0.0008	0.0031	0.0039	0.0049	0.0063	0.0063	0.0079	0.0098
Al wrought alloys	-	≤ 200	230	0.0006	0.0008	0.0031	0.0039	0.0049	0.0063	0.0063	0.0079	0.0098
Al cast alloys ≤ 10 % Si	-	≤ 180	130	0.0005	0.0007	0.0025	0.0031	0.0039	0.0049	0.0049	0.0063	0.0079
≤ 24 % Si	-	≤ 180	130	0.0005	0.0007	0.0025	0.0031	0.0039	0.0049	0.0049	0.0063	0.0079
Magnesium alloys	-	≤ 120	195	0.0005	0.0007	0.0025	0.0031	0.0039	0.0049	0.0049	0.0063	0.0079
Copper, low-alloyed	-	≤ 150	165	0.0004	0.0006	0.0020	0.0025	0.0031	0.0039	0.0039	0.0049	0.0063
Brass, short-chipping	-	≤ 180	195	0.0004	0.0006	0.0020	0.0025	0.0031	0.0039	0.0039	0.0049	0.0063
long-chipping	-	≤ 180	130	0.0004	0.0006	0.0020	0.0025	0.0031	0.0039	0.0039	0.0049	0.0063
Bronze, short-chipping	-	≤ 180	100	0.0003	0.0006	0.0016	0.0020	0.0025	0.0031	0.0031	0.0039	0.0049
	≤ 25	≤ 255	80	0.0003	0.0006	0.0016	0.0020	0.0025	0.0031	0.0031	0.0039	0.0049
Bronze, long-chipping	≤ 25	≤ 255	50	0.0003	0.0006	0.0016	0.0020	0.0025	0.0031	0.0031	0.0039	0.0049
	≤ 32	≤ 301	50	0.0003	0.0006	0.0016	0.0020	0.0025	0.0031	0.0031	0.0039	0.0049
Duroplastics			50	0.0003	0.0006	0.0016	0.0020	0.0025	0.0031	0.0031	0.0039	0.0049
Thermoplastics			80	0.0004	0.0006	0.0020	0.0025	0.0031	0.0039	0.0039	0.0049	0.0063
Reinforced plastics - Kevlar												
Reinforced plastics - GFK / CFK												

Series # 287

Material group	Hardness HRC	Hardness BHN	SFM	Feed Rate - IPR .5 mm	1.0 mm	2.0 mm	2.5 mm	3.15 mm	4.0 mm	5.0 mm	6.3 mm	8 mm
Common structural steels	-	≤ 150	100	0.0003	0.0006	0.0016	0.0020	0.0025	0.0031	0.0031	0.0039	0.0049
	≤ 32	≤ 301	80	0.0003	0.0006	0.0016	0.0020	0.0025	0.0031	0.0031	0.0039	0.0049
Free-cutting steels	≤ 25	≤ 255	100	0.0003	0.0006	0.0016	0.0020	0.0025	0.0031	0.0031	0.0039	0.0049
	≤ 32	≤ 301	100	0.0003	0.0006	0.0016	0.0020	0.0025	0.0031	0.0031	0.0039	0.0049
Unalloyed heat-treatable steels	≤ 20	≤ 220	80	0.0003	0.0006	0.0016	0.0020	0.0025	0.0031	0.0031	0.0039	0.0049
	≤ 25	≤ 255	65	0.0003	0.0006	0.0016	0.0020	0.0025	0.0031	0.0031	0.0039	0.0049
	≤ 32	≤ 301	65	0.0003	0.0005	0.0013	0.0016	0.0020	0.0025	0.0025	0.0031	0.0039
Alloyed heat-treatable steels	≤ 32	≤ 301	50	0.0003	0.0006	0.0016	0.0020	0.0025	0.0031	0.0031	0.0039	0.0049
	≤ 43	≤ 402	25	0.0003	0.0005	0.0013	0.0016	0.0020	0.0025	0.0025	0.0031	0.0039
Unalloyed case hardened steels	≤ 25	≤ 255	80	0.0004	0.0006	0.0020	0.0025	0.0031	0.0039	0.0039	0.0049	0.0063
Alloyed case hardened steels	≤ 32	≤ 301	50	0.0003	0.0006	0.0016	0.0020	0.0025	0.0031	0.0031	0.0039	0.0049
	≤ 43	≤ 402	25	0.0003	0.0005	0.0013	0.0016	0.0020	0.0025	0.0025	0.0031	0.0039
Nitriding steels	≤ 32	≤ 301	35	0.0003	0.0006	0.0016	0.0020	0.0025	0.0031	0.0031	0.0039	0.0049
	≤ 43	≤ 402	25	0.0003	0.0005	0.0013	0.0016	0.0020	0.0025	0.0025	0.0031	0.0039
Tool steels	≤ 25	≤ 255	35	0.0003	0.0005	0.0013	0.0016	0.0020	0.0025	0.0025	0.0031	0.0039
	≤ 43	≤ 402	20	0.0003	0.0005	0.0013	0.0016	0.0020	0.0025	0.0025	0.0031	0.0039
High speed steels	≤ 43	≤ 402	20	0.0003	0.0005	0.0013	0.0016	0.0020	0.0025	0.0025	0.0031	0.0039
Spring steels	≤ 38	≤ 354	15	0.0002	0.0003	0.0010	0.0013	0.0016	0.0020	0.0020	0.0025	0.0031
Hardened steels	≤ 48	≤ 460										
	≤ 66	-										
Stainless steels, sulphured	≤ 28	≤ 273	35	0.0003	0.0005	0.0013	0.0016	0.0020	0.0025	0.0025	0.0031	0.0039
austenitic	≤ 36	≤ 337	25	0.0003	0.0005	0.0013	0.0016	0.0020	0.0025	0.0025	0.0031	0.0039
martensitic	≤ 46	≤ 435	20	0.0003	0.0005	0.0013	0.0016	0.0020	0.0025	0.0025	0.0031	0.0039
Cast iron	≤ 23	≤ 242	65	0.0005	0.0007	0.0025	0.0031	0.0039	0.0049	0.0049	0.0063	0.0079
	≤ 38	≤ 354	65	0.0004	0.0006	0.0020	0.0025	0.0031	0.0039	0.0039	0.0049	0.0063
Spheroidal graphite iron and malleable cast iron	≤ 23	≤ 242	80	0.0005	0.0007	0.0025	0.0031	0.0039	0.0049	0.0049	0.0063	0.0079
	≤ 38	≤ 354	65	0.0004	0.0006	0.0020	0.0025	0.0031	0.0039	0.0039	0.0049	0.0063
Chilled cast iron	≤ 38	≤ 354										
New cast materials GGV	≤ 20	≤ 220										
	≤ 32	≤ 301										
New cast materials ADI	≤ 32	≤ 301										
	≤ 43	≤ 402										
Special alloys	≤ 54	≤ 549	10	0.0002	0.0002	0.0008	0.0010	0.0013	0.0016	0.0016	0.0020	0.0025
Ti and Ti-alloys	≤ 25	≤ 255	15	0.0002	0.0003	0.0010	0.0013	0.0016	0.0020	0.0020	0.0025	0.0031
	≤ 43	≤ 402	15	0.0002	0.0003	0.0010	0.0013	0.0016	0.0020	0.0020	0.0025	0.0031
Aluminium and Al-alloys	-	≤ 120	230	0.0006	0.0008	0.0031	0.0039	0.0049	0.0063	0.0063	0.0079	0.0098
Al wrought alloys	-	≤ 200	230	0.0006	0.0008	0.0031	0.0039	0.0049	0.0063	0.0063	0.0079	0.0098
Al cast alloys ≤ 10 % Si	-	≤ 180	130	0.0005	0.0007	0.0025	0.0031	0.0039	0.0049	0.0049	0.0063	0.0079
≤ 24 % Si	-	≤ 180	130	0.0005	0.0007	0.0025	0.0031	0.0039	0.0049	0.0049	0.0063	0.0079
Magnesium alloys	-	≤ 120	195	0.0005	0.0007	0.0025	0.0031	0.0039	0.0049	0.0049	0.0063	0.0079
Copper, low-alloyed	-	≤ 150	165	0.0004	0.0006	0.0020	0.0025	0.0031	0.0039	0.0039	0.0049	0.0063
Brass, short-chipping	-	≤ 180	195	0.0004	0.0006	0.0020	0.0025	0.0031	0.0039	0.0039	0.0049	0.0063
long-chipping	-	≤ 180	130	0.0004	0.0006	0.0020	0.0025	0.0031	0.0039	0.0039	0.0049	0.0063
Bronze, short-chipping	-	≤ 180	100	0.0003	0.0006	0.0016	0.0020	0.0025	0.0031	0.0031	0.0039	0.0049
	≤ 25	≤ 255	80	0.0003	0.0006	0.0016	0.0020	0.0025	0.0031	0.0031	0.0039	0.0049
Bronze, long-chipping	≤ 25	≤ 255	50	0.0003	0.0006	0.0016	0.0020	0.0025	0.0031	0.0031	0.0039	0.0049
	≤ 32	≤ 301	50	0.0003	0.0006	0.0016	0.0020	0.0025	0.0031	0.0031	0.0039	0.0049
Duroplastics			50	0.0003	0.0006	0.0016	0.0020	0.0025	0.0031	0.0031	0.0039	0.0049
Thermoplastics			80	0.0004	0.0006	0.0020	0.0025	0.0031	0.0039	0.0039	0.0049	0.0063
Reinforced plastics - Kevlar												
Reinforced plastics - GFK / CFK												

Series # 288

Material group	Hardness HRC	Hardness BHN	SFM	Feed Rate - IPR .5 mm	1.0 mm	2.0 mm	2.5 mm	3.15 mm	4.0 mm	5.0 mm	6.3 mm	8 mm
Common structural steels	-	≤ 150	100	0.0003	0.0006	0.0016	0.0020	0.0025	0.0031	0.0031	0.0039	0.0049
	≤ 32	≤ 301	80	0.0003	0.0006	0.0016	0.0020	0.0025	0.0031	0.0031	0.0039	0.0049
Free-cutting steels	≤ 25	≤ 255	100	0.0003	0.0006	0.0016	0.0020	0.0025	0.0031	0.0031	0.0039	0.0049
	≤ 32	≤ 301	100	0.0003	0.0006	0.0016	0.0020	0.0025	0.0031	0.0031	0.0039	0.0049
Unalloyed heat-treatable steels	≤ 20	≤ 220	80	0.0003	0.0006	0.0016	0.0020	0.0025	0.0031	0.0031	0.0039	0.0049
	≤ 25	≤ 255	65	0.0003	0.0006	0.0016	0.0020	0.0025	0.0031	0.0031	0.0039	0.0049
	≤ 32	≤ 301	65	0.0003	0.0005	0.0013	0.0016	0.0020	0.0025	0.0025	0.0031	0.0039
Alloyed heat-treatable steels	≤ 32	≤ 301	50	0.0003	0.0006	0.0016	0.0020	0.0025	0.0031	0.0031	0.0039	0.0049
	≤ 43	≤ 402	25	0.0003	0.0005	0.0013	0.0016	0.0020	0.0025	0.0025	0.0031	0.0039
Unalloyed case hardened steels	≤ 25	≤ 255	80	0.0004	0.0006	0.0020	0.0025	0.0031	0.0039	0.0039	0.0049	0.0063
Alloyed case hardened steels	≤ 32	≤ 301	50	0.0003	0.0006	0.0016	0.0020	0.0025	0.0031	0.0031	0.0039	0.0049
	≤ 43	≤ 402	25	0.0003	0.0005	0.0013	0.0016	0.0020	0.0025	0.0025	0.0031	0.0039
Nitriding steels	≤ 32	≤ 301	35	0.0003	0.0006	0.0016	0.0020	0.0025	0.0031	0.0031	0.0039	0.0049
	≤ 43	≤ 402	25	0.0003	0.0005	0.0013	0.0016	0.0020	0.0025	0.0025	0.0031	0.0039
Tool steels	≤ 25	≤ 255	35	0.0003	0.0005	0.0013	0.0016	0.0020	0.0025	0.0025	0.0031	0.0039
	≤ 43	≤ 402	20	0.0003	0.0005	0.0013	0.0016	0.0020	0.0025	0.0025	0.0031	0.0039
High speed steels	≤ 43	≤ 402	20	0.0003	0.0005	0.0013	0.0016	0.0020	0.0025	0.0025	0.0031	0.0039
Spring steels	≤ 38	≤ 354	15	0.0002	0.0003	0.0010	0.0013	0.0016	0.0020	0.0020	0.0025	0.0031
Hardened steels	≤ 48	≤ 460										
	≤ 66	-										
Stainless steels, sulphured	≤ 28	≤ 273	35	0.0003	0.0005	0.0013	0.0016	0.0020	0.0025	0.0025	0.0031	0.0039
austenitic	≤ 36	≤ 337	25	0.0003	0.0005	0.0013	0.0016	0.0020	0.0025	0.0025	0.0031	0.0039
martensitic	≤ 46	≤ 435	20	0.0003	0.0005	0.0013	0.0016	0.0020	0.0025	0.0025	0.0031	0.0039
Cast iron	≤ 23	≤ 242	65	0.0005	0.0007	0.0025	0.0031	0.0039	0.0049	0.0049	0.0063	0.0079
	≤ 38	≤ 354	65	0.0004	0.0006	0.0020	0.0025	0.0031	0.0039	0.0039	0.0049	0.0063
Spheroidal graphite iron and malleable cast iron	≤ 23	≤ 242	80	0.0005	0.0007	0.0025	0.0031	0.0039	0.0049	0.0049	0.0063	0.0079
	≤ 38	≤ 354	65	0.0004	0.0006	0.0020	0.0025	0.0031	0.0039	0.0039	0.0049	0.0063
Chilled cast iron	≤ 38	≤ 354										
New cast materials GGV	≤ 20	≤ 220										
	≤ 32	≤ 301										
New cast materials ADI	≤ 32	≤ 301										
	≤ 43	≤ 402										
Special alloys	≤ 54	≤ 549	10	0.0002	0.0002	0.0008	0.0010	0.0013	0.0016	0.0016	0.0020	0.0025
Ti and Ti-alloys	≤ 25	≤ 255	15	0.0002	0.0003	0.0010	0.0013	0.0016	0.0020	0.0020	0.0025	0.0031
	≤ 43	≤ 402	15	0.0002	0.0003	0.0010	0.0013	0.0016	0.0020	0.0020	0.0025	0.0031
Aluminium and Al-alloys	-	≤ 120	230	0.0006	0.0008	0.0031	0.0039	0.0049	0.0063	0.0063	0.0079	0.0098
Al wrought alloys	-	≤ 200	230	0.0006	0.0008	0.0031	0.0039	0.0049	0.0063	0.0063	0.0079	0.0098
Al cast alloys ≤ 10 % Si	-	≤ 180	130	0.0005	0.0007	0.0025	0.0031	0.0039	0.0049	0.0049	0.0063	0.0079
≤ 24 % Si	-	≤ 180	130	0.0005	0.0007	0.0025	0.0031	0.0039	0.0049	0.0049	0.0063	0.0079
Magnesium alloys	-	≤ 120	195	0.0005	0.0007	0.0025	0.0031	0.0039	0.0049	0.0049	0.0063	0.0079
Copper, low-alloyed	-	≤ 150	165	0.0004	0.0006	0.0020	0.0025	0.0031	0.0039	0.0039	0.0049	0.0063
Brass, short-chipping	-	≤ 180	195	0.0004	0.0006	0.0020	0.0025	0.0031	0.0039	0.0039	0.0049	0.0063
long-chipping	-	≤ 180	130	0.0004	0.0006	0.0020	0.0025	0.0031	0.0039	0.0039	0.0049	0.0063
Bronze, short-chipping	-	≤ 180	100	0.0003	0.0006	0.0016	0.0020	0.0025	0.0031	0.0031	0.0039	0.0049
	≤ 25	≤ 255	80	0.0003	0.0006	0.0016	0.0020	0.0025	0.0031	0.0031	0.0039	0.0049
Bronze, long-chipping	≤ 25	≤ 255	50	0.0003	0.0006	0.0016	0.0020	0.0025	0.0031	0.0031	0.0039	0.0049
	≤ 32	≤ 301	50	0.0003	0.0006	0.0016	0.0020	0.0025	0.0031	0.0031	0.0039	0.0049
Duroplastics			50	0.0003	0.0006	0.0016	0.0020	0.0025	0.0031	0.0031	0.0039	0.0049
Thermoplastics			80	0.0004	0.0006	0.0020	0.0025	0.0031	0.0039	0.0039	0.0049	0.0063
Reinforced plastics - Kevlar												
Reinforced plastics - GFK / CFK												

Series # 289

Material group	Hardness HRC	Hardness BHN	SFM	Feed Rate - IPR .5 mm	1.0 mm	2.0 mm	2.5 mm	3.15 mm	4.0 mm	5.0 mm	6.3 mm	8 mm
Common structural steels	-	≤ 150	100	0.0003	0.0006	0.0016	0.0020	0.0025	0.0031	0.0031	0.0039	0.0049
	≤ 32	≤ 301	80	0.0003	0.0006	0.0016	0.0020	0.0025	0.0031	0.0031	0.0039	0.0049
Free-cutting steels	≤ 25	≤ 255	100	0.0003	0.0006	0.0016	0.0020	0.0025	0.0031	0.0031	0.0039	0.0049
	≤ 32	≤ 301	100	0.0003	0.0006	0.0016	0.0020	0.0025	0.0031	0.0031	0.0039	0.0049
Unalloyed heat-treatable steels	≤ 20	≤ 220	80	0.0003	0.0006	0.0016	0.0020	0.0025	0.0031	0.0031	0.0039	0.0049
	≤ 25	≤ 255	65	0.0003	0.0006	0.0016	0.0020	0.0025	0.0031	0.0031	0.0039	0.0049
	≤ 32	≤ 301	65	0.0003	0.0005	0.0013	0.0016	0.0020	0.0025	0.0025	0.0031	0.0039
Alloyed heat-treatable steels	≤ 32	≤ 301	50	0.0003	0.0006	0.0016	0.0020	0.0025	0.0031	0.0031	0.0039	0.0049
	≤ 43	≤ 402	25	0.0003	0.0005	0.0013	0.0016	0.0020	0.0025	0.0025	0.0031	0.0039
Unalloyed case hardened steels	≤ 25	≤ 255	80	0.0004	0.0006	0.0020	0.0025	0.0031	0.0039	0.0039	0.0049	0.0063
Alloyed case hardened steels	≤ 32	≤ 301	50	0.0003	0.0006	0.0016	0.0020	0.0025	0.0031	0.0031	0.0039	0.0049
	≤ 43	≤ 402	25	0.0003	0.0005	0.0013	0.0016	0.0020	0.0025	0.0025	0.0031	0.0039
Nitriding steels	≤ 32	≤ 301	35	0.0003	0.0006	0.0016	0.0020	0.0025	0.0031	0.0031	0.0039	0.0049
	≤ 43	≤ 402	25	0.0003	0.0005	0.0013	0.0016	0.0020	0.0025	0.0025	0.0031	0.0039
Tool steels	≤ 25	≤ 255	35	0.0003	0.0005	0.0013	0.0016	0.0020	0.0025	0.0025	0.0031	0.0039
	≤ 43	≤ 402	20	0.0003	0.0005	0.0013	0.0016	0.0020	0.0025	0.0025	0.0031	0.0039
High speed steels	≤ 43	≤ 402	20	0.0003	0.0005	0.0013	0.0016	0.0020	0.0025	0.0025	0.0031	0.0039
Spring steels	≤ 38	≤ 354	15	0.0002	0.0003	0.0010	0.0013	0.0016	0.0020	0.0020	0.0025	0.0031
Hardened steels	≤ 48	≤ 460										
	≤ 66	-										
Stainless steels, sulphured	≤ 28	≤ 273	35	0.0003	0.0005	0.0013	0.0016	0.0020	0.0025	0.0025	0.0031	0.0039
austenitic	≤ 36	≤ 337	25	0.0003	0.0005	0.0013	0.0016	0.0020	0.0025	0.0025	0.0031	0.0039
martensitic	≤ 46	≤ 435	20	0.0003	0.0005	0.0013	0.0016	0.0020	0.0025	0.0025	0.0031	0.0039
Cast iron	≤ 23	≤ 242	65	0.0005	0.0007	0.0025	0.0031	0.0039	0.0049	0.0049	0.0063	0.0079
	≤ 38	≤ 354	65	0.0004	0.0006	0.0020	0.0025	0.0031	0.0039	0.0039	0.0049	0.0063
Spheroidal graphite iron and malleable cast iron	≤ 23	≤ 242	80	0.0005	0.0007	0.0025	0.0031	0.0039	0.0049	0.0049	0.0063	0.0079
	≤ 38	≤ 354	65	0.0004	0.0006	0.0020	0.0025	0.0031	0.0039	0.0039	0.0049	0.0063
Chilled cast iron	≤ 38	≤ 354										
New cast materials GGV	≤ 20	≤ 220										
	≤ 32	≤ 301										
New cast materials ADI	≤ 32	≤ 301										
	≤ 43	≤ 402										
Special alloys	≤ 54	≤ 549	10	0.0002	0.0002	0.0008	0.0010	0.0013	0.0016	0.0016	0.0020	0.0025
Ti and Ti-alloys	≤ 25	≤ 255	15	0.0002	0.0003	0.0010	0.0013	0.0016	0.0020	0.0020	0.0025	0.0031
	≤ 43	≤ 402	15	0.0002	0.0003	0.0010	0.0013	0.0016	0.0020	0.0020	0.0025	0.0031
Aluminium and Al-alloys	-	≤ 120	230	0.0006	0.0008	0.0031	0.0039	0.0049	0.0063	0.0063	0.0079	0.0098
Al wrought alloys	-	≤ 200	230	0.0006	0.0008	0.0031	0.0039	0.0049	0.0063	0.0063	0.0079	0.0098
Al cast alloys ≤ 10 % Si	-	≤ 180	130	0.0005	0.0007	0.0025	0.0031	0.0039	0.0049	0.0049	0.0063	0.0079
≤ 24 % Si	-	≤ 180	130	0.0005	0.0007	0.0025	0.0031	0.0039	0.0049	0.0049	0.0063	0.0079
Magnesium alloys	-	≤ 120	195	0.0005	0.0007	0.0025	0.0031	0.0039	0.0049	0.0049	0.0063	0.0079
Copper, low-alloyed	-	≤ 150	165	0.0004	0.0006	0.0020	0.0025	0.0031	0.0039	0.0039	0.0049	0.0063
Brass, short-chipping	-	≤ 180	195	0.0004	0.0006	0.0020	0.0025	0.0031	0.0039	0.0039	0.0049	0.0063
long-chipping	-	≤ 180	130	0.0004	0.0006	0.0020	0.0025	0.0031	0.0039	0.0039	0.0049	0.0063
Bronze, short-chipping	-	≤ 180	100	0.0003	0.0006	0.0016	0.0020	0.0025	0.0031	0.0031	0.0039	0.0049
	≤ 25	≤ 255	80	0.0003	0.0006	0.0016	0.0020	0.0025	0.0031	0.0031	0.0039	0.0049
Bronze, long-chipping	≤ 25	≤ 255	50	0.0003	0.0006	0.0016	0.0020	0.0025	0.0031	0.0031	0.0039	0.0049
	≤ 32	≤ 301	50	0.0003	0.0006	0.0016	0.0020	0.0025	0.0031	0.0031	0.0039	0.0049
Duroplastics			50	0.0003	0.0006	0.0016	0.0020	0.0025	0.0031	0.0031	0.0039	0.0049
Thermoplastics			80	0.0004	0.0006	0.0020	0.0025	0.0031	0.0039	0.0039	0.0049	0.0063
Reinforced plastics - Kevlar												
Reinforced plastics - GFK / CFK												

Series # 292

Material group	Hardness HRC	Hardness BHN	SFM	Feed Rate - IPR .5 mm	1.0 mm	2.0 mm	2.5 mm	3.15 mm	4.0 mm	5.0 mm	6.3 mm	8 mm
Common structural steels	-	≤ 150	100	0.0003	0.0006	0.0016	0.0020	0.0025	0.0031	0.0031	0.0039	0.0049
	≤ 32	≤ 301	80	0.0003	0.0006	0.0016	0.0020	0.0025	0.0031	0.0031	0.0039	0.0049
Free-cutting steels	≤ 25	≤ 255	100	0.0003	0.0006	0.0016	0.0020	0.0025	0.0031	0.0031	0.0039	0.0049
	≤ 32	≤ 301	100	0.0003	0.0006	0.0016	0.0020	0.0025	0.0031	0.0031	0.0039	0.0049
Unalloyed heat-treatable steels	≤ 20	≤ 220	80	0.0003	0.0006	0.0016	0.0020	0.0025	0.0031	0.0031	0.0039	0.0049
	≤ 25	≤ 255	65	0.0003	0.0006	0.0016	0.0020	0.0025	0.0031	0.0031	0.0039	0.0049
	≤ 32	≤ 301	65	0.0003	0.0005	0.0013	0.0016	0.0020	0.0025	0.0025	0.0031	0.0039
Alloyed heat-treatable steels	≤ 32	≤ 301	50	0.0003	0.0006	0.0016	0.0020	0.0025	0.0031	0.0031	0.0039	0.0049
	≤ 43	≤ 402	25	0.0003	0.0005	0.0013	0.0016	0.0020	0.0025	0.0025	0.0031	0.0039
Unalloyed case hardened steels	≤ 25	≤ 255	80	0.0004	0.0006	0.0020	0.0025	0.0031	0.0039	0.0039	0.0049	0.0063
Alloyed case hardened steels	≤ 32	≤ 301	50	0.0003	0.0006	0.0016	0.0020	0.0025	0.0031	0.0031	0.0039	0.0049
	≤ 43	≤ 402	25	0.0003	0.0005	0.0013	0.0016	0.0020	0.0025	0.0025	0.0031	0.0039
Nitriding steels	≤ 32	≤ 301	35	0.0003	0.0006	0.0016	0.0020	0.0025	0.0031	0.0031	0.0039	0.0049
	≤ 43	≤ 402	25	0.0003	0.0005	0.0013	0.0016	0.0020	0.0025	0.0025	0.0031	0.0039
Tool steels	≤ 25	≤ 255	35	0.0003	0.0005	0.0013	0.0016	0.0020	0.0025	0.0025	0.0031	0.0039
	≤ 43	≤ 402	20	0.0003	0.0005	0.0013	0.0016	0.0020	0.0025	0.0025	0.0031	0.0039
High speed steels	≤ 43	≤ 402	20	0.0003	0.0005	0.0013	0.0016	0.0020	0.0025	0.0025	0.0031	0.0039
Spring steels	≤ 38	≤ 354	15	0.0002	0.0003	0.0010	0.0013	0.0016	0.0020	0.0020	0.0025	0.0031
Hardened steels	≤ 48	≤ 460										
	≤ 66	-										
Stainless steels, sulphured	≤ 28	≤ 273	35	0.0003	0.0005	0.0013	0.0016	0.0020	0.0025	0.0025	0.0031	0.0039
austenitic	≤ 36	≤ 337	25	0.0003	0.0005	0.0013	0.0016	0.0020	0.0025	0.0025	0.0031	0.0039
martensitic	≤ 46	≤ 435	20	0.0003	0.0005	0.0013	0.0016	0.0020	0.0025	0.0025	0.0031	0.0039
Cast iron	≤ 23	≤ 242	65	0.0005	0.0007	0.0025	0.0031	0.0039	0.0049	0.0049	0.0063	0.0079
	≤ 38	≤ 354	65	0.0004	0.0006	0.0020	0.0025	0.0031	0.0039	0.0039	0.0049	0.0063
Spheroidal graphite iron and malleable cast iron	≤ 23	≤ 242	80	0.0005	0.0007	0.0025	0.0031	0.0039	0.0049	0.0049	0.0063	0.0079
	≤ 38	≤ 354	65	0.0004	0.0006	0.0020	0.0025	0.0031	0.0039	0.0039	0.0049	0.0063
Chilled cast iron	≤ 38	≤ 354										
New cast materials GGV	≤ 20	≤ 220										
	≤ 32	≤ 301										
New cast materials ADI	≤ 32	≤ 301										
	≤ 43	≤ 402										
Special alloys	≤ 54	≤ 549	10	0.0002	0.0002	0.0008	0.0010	0.0013	0.0016	0.0016	0.0020	0.0025
Ti and Ti-alloys	≤ 25	≤ 255	15	0.0002	0.0003	0.0010	0.0013	0.0016	0.0020	0.0020	0.0025	0.0031
	≤ 43	≤ 402	15	0.0002	0.0003	0.0010	0.0013	0.0016	0.0020	0.0020	0.0025	0.0031
Aluminium and Al-alloys	-	≤ 120	230	0.0006	0.0008	0.0031	0.0039	0.0049	0.0063	0.0063	0.0079	0.0098
Al wrought alloys	-	≤ 200	230	0.0006	0.0008	0.0031	0.0039	0.0049	0.0063	0.0063	0.0079	0.0098
Al cast alloys ≤ 10 % Si	-	≤ 180	130	0.0005	0.0007	0.0025	0.0031	0.0039	0.0049	0.0049	0.0063	0.0079
≤ 24 % Si	-	≤ 180	130	0.0005	0.0007	0.0025	0.0031	0.0039	0.0049	0.0049	0.0063	0.0079
Magnesium alloys	-	≤ 120	195	0.0005	0.0007	0.0025	0.0031	0.0039	0.0049	0.0049	0.0063	0.0079
Copper, low-alloyed	-	≤ 150	165	0.0004	0.0006	0.0020	0.0025	0.0031	0.0039	0.0039	0.0049	0.0063
Brass, short-chipping	-	≤ 180	195	0.0004	0.0006	0.0020	0.0025	0.0031	0.0039	0.0039	0.0049	0.0063
long-chipping	-	≤ 180	130	0.0004	0.0006	0.0020	0.0025	0.0031	0.0039	0.0039	0.0049	0.0063
Bronze, short-chipping	-	≤ 180	100	0.0003	0.0006	0.0016	0.0020	0.0025	0.0031	0.0031	0.0039	0.0049
	≤ 25	≤ 255	80	0.0003	0.0006	0.0016	0.0020	0.0025	0.0031	0.0031	0.0039	0.0049
Bronze, long-chipping	≤ 25	≤ 255	50	0.0003	0.0006	0.0016	0.0020	0.0025	0.0031	0.0031	0.0039	0.0049
	≤ 32	≤ 301	50	0.0003	0.0006	0.0016	0.0020	0.0025	0.0031	0.0031	0.0039	0.0049
Duroplastics			50	0.0003	0.0006	0.0016	0.0020	0.0025	0.0031	0.0031	0.0039	0.0049
Thermoplastics			80	0.0004	0.0006	0.0020	0.0025	0.0031	0.0039	0.0039	0.0049	0.0063
Reinforced plastics - Kevlar												
Reinforced plastics - GFK / CFK												

Series # 294

Material group	Hardness HRC	Hardness BHN	SFM	Feed Rate - IPR .5 mm	1.0 mm	2.0 mm	2.5 mm	3.15 mm	4.0 mm	5.0 mm	6.3 mm	8 mm
Common structural steels	-	≤ 150	100	0.0003	0.0006	0.0016	0.0020	0.0025	0.0031	0.0031	0.0039	0.0049
	≤ 32	≤ 301	80	0.0003	0.0006	0.0016	0.0020	0.0025	0.0031	0.0031	0.0039	0.0049
Free-cutting steels	≤ 25	≤ 255	100	0.0003	0.0006	0.0016	0.0020	0.0025	0.0031	0.0031	0.0039	0.0049
	≤ 32	≤ 301	100	0.0003	0.0006	0.0016	0.0020	0.0025	0.0031	0.0031	0.0039	0.0049
Unalloyed heat-treatable steels	≤ 20	≤ 220	80	0.0003	0.0006	0.0016	0.0020	0.0025	0.0031	0.0031	0.0039	0.0049
	≤ 25	≤ 255	65	0.0003	0.0006	0.0016	0.0020	0.0025	0.0031	0.0031	0.0039	0.0049
	≤ 32	≤ 301	65	0.0003	0.0005	0.0013	0.0016	0.0020	0.0025	0.0025	0.0031	0.0039
Alloyed heat-treatable steels	≤ 32	≤ 301	50	0.0003	0.0006	0.0016	0.0020	0.0025	0.0031	0.0031	0.0039	0.0049
	≤ 43	≤ 402	25	0.0003	0.0005	0.0013	0.0016	0.0020	0.0025	0.0025	0.0031	0.0039
Unalloyed case hardened steels	≤ 25	≤ 255	80	0.0004	0.0006	0.0020	0.0025	0.0031	0.0039	0.0039	0.0049	0.0063
Alloyed case hardened steels	≤ 32	≤ 301	50	0.0003	0.0006	0.0016	0.0020	0.0025	0.0031	0.0031	0.0039	0.0049
	≤ 43	≤ 402	25	0.0003	0.0005	0.0013	0.0016	0.0020	0.0025	0.0025	0.0031	0.0039
Nitriding steels	≤ 32	≤ 301	35	0.0003	0.0006	0.0016	0.0020	0.0025	0.0031	0.0031	0.0039	0.0049
	≤ 43	≤ 402	25	0.0003	0.0005	0.0013	0.0016	0.0020	0.0025	0.0025	0.0031	0.0039
Tool steels	≤ 25	≤ 255	35	0.0003	0.0005	0.0013	0.0016	0.0020	0.0025	0.0025	0.0031	0.0039
	≤ 43	≤ 402	20	0.0003	0.0005	0.0013	0.0016	0.0020	0.0025	0.0025	0.0031	0.0039
High speed steels	≤ 43	≤ 402	20	0.0003	0.0005	0.0013	0.0016	0.0020	0.0025	0.0025	0.0031	0.0039
Spring steels	≤ 38	≤ 354	15	0.0002	0.0003	0.0010	0.0013	0.0016	0.0020	0.0020	0.0025	0.0031
Hardened steels	≤ 48	≤ 460										
	≤ 66	-										
Stainless steels, sulphured	≤ 28	≤ 273	35	0.0003	0.0005	0.0013	0.0016	0.0020	0.0025	0.0025	0.0031	0.0039
austenitic	≤ 36	≤ 337	25	0.0003	0.0005	0.0013	0.0016	0.0020	0.0025	0.0025	0.0031	0.0039
martensitic	≤ 46	≤ 435	20	0.0003	0.0005	0.0013	0.0016	0.0020	0.0025	0.0025	0.0031	0.0039
Cast iron	≤ 23	≤ 242	65	0.0005	0.0007	0.0025	0.0031	0.0039	0.0049	0.0049	0.0063	0.0079
	≤ 38	≤ 354	65	0.0004	0.0006	0.0020	0.0025	0.0031	0.0039	0.0039	0.0049	0.0063
Spheroidal graphite iron and malleable cast iron	≤ 23	≤ 242	80	0.0005	0.0007	0.0025	0.0031	0.0039	0.0049	0.0049	0.0063	0.0079
	≤ 38	≤ 354	65	0.0004	0.0006	0.0020	0.0025	0.0031	0.0039	0.0039	0.0049	0.0063
Chilled cast iron	≤ 38	≤ 354										
New cast materials GGV	≤ 20	≤ 220										
	≤ 32	≤ 301										
New cast materials ADI	≤ 32	≤ 301										
	≤ 43	≤ 402										
Special alloys	≤ 54	≤ 549	10	0.0002	0.0002	0.0008	0.0010	0.0013	0.0016	0.0016	0.0020	0.0025
Ti and Ti-alloys	≤ 25	≤ 255	15	0.0002	0.0003	0.0010	0.0013	0.0016	0.0020	0.0020	0.0025	0.0031
	≤ 43	≤ 402	15	0.0002	0.0003	0.0010	0.0013	0.0016	0.0020	0.0020	0.0025	0.0031
Aluminium and Al-alloys	-	≤ 120	230	0.0006	0.0008	0.0031	0.0039	0.0049	0.0063	0.0063	0.0079	0.0098
Al wrought alloys	-	≤ 200	230	0.0006	0.0008	0.0031	0.0039	0.0049	0.0063	0.0063	0.0079	0.0098
Al cast alloys ≤ 10 % Si	-	≤ 180	130	0.0005	0.0007	0.0025	0.0031	0.0039	0.0049	0.0049	0.0063	0.0079
≤ 24 % Si	-	≤ 180	130	0.0005	0.0007	0.0025	0.0031	0.0039	0.0049	0.0049	0.0063	0.0079
Magnesium alloys	-	≤ 120	195	0.0005	0.0007	0.0025	0.0031	0.0039	0.0049	0.0049	0.0063	0.0079
Copper, low-alloyed	-	≤ 150	165	0.0004	0.0006	0.0020	0.0025	0.0031	0.0039	0.0039	0.0049	0.0063
Brass, short-chipping	-	≤ 180	195	0.0004	0.0006	0.0020	0.0025	0.0031	0.0039	0.0039	0.0049	0.0063
long-chipping	-	≤ 180	130	0.0004	0.0006	0.0020	0.0025	0.0031	0.0039	0.0039	0.0049	0.0063
Bronze, short-chipping	-	≤ 180	100	0.0003	0.0006	0.0016	0.0020	0.0025	0.0031	0.0031	0.0039	0.0049
	≤ 25	≤ 255	80	0.0003	0.0006	0.0016	0.0020	0.0025	0.0031	0.0031	0.0039	0.0049
Bronze, long-chipping	≤ 25	≤ 255	50	0.0003	0.0006	0.0016	0.0020	0.0025	0.0031	0.0031	0.0039	0.0049
	≤ 32	≤ 301	50	0.0003	0.0006	0.0016	0.0020	0.0025	0.0031	0.0031	0.0039	0.0049
Duroplastics			50	0.0003	0.0006	0.0016	0.0020	0.0025	0.0031	0.0031	0.0039	0.0049
Thermoplastics			80	0.0004	0.0006	0.0020	0.0025	0.0031	0.0039	0.0039	0.0049	0.0063
Reinforced plastics - Kevlar												
Reinforced plastics - GFK / CFK												

Series # 301

Material group	Hardness HRC	Hardness BHN	SFM	Feed Rate - IPR .0039 in. .10 mm	.0063 in. .16 mm	.0098 in .25 mm	.0118 in. .30 mm	.0197 in. .50 mm	.0248 in. .63 mm	.0315 in. .8 mm	.0394 in. 1.0 mm	.0591 in. 1.5 mm	.0787 in. 2.0 mm
Common structural steels	-	≤ 150	70	0.0003	0.0004	0.0004	0.0006	0.0007	0.0010	0.0012	0.0020	0.0024	0.0031
	≤ 32	≤ 301	60	0.0002	0.0003	0.0004	0.0004	0.0006	0.0008	0.0009	0.0016	0.0020	0.0028
Free-cutting steels	≤ 25	≤ 255	60	0.0003	0.0004	0.0004	0.0006	0.0007	0.0010	0.0012	0.0020	0.0024	0.0031
	≤ 32	≤ 301	50	0.0002	0.0003	0.0004	0.0004	0.0006	0.0008	0.0009	0.0016	0.0020	0.0028
Unalloyed heat-treatable steels	≤ 20	≤ 220	65	0.0002	0.0003	0.0004	0.0004	0.0006	0.0008	0.0009	0.0016	0.0020	0.0028
	≤ 25	≤ 255	60	0.0002	0.0003	0.0004	0.0004	0.0006	0.0008	0.0009	0.0016	0.0020	0.0028
	≤ 32	≤ 301	45	0.0002	0.0002	0.0003	0.0004	0.0004	0.0006	0.0008	0.0014	0.0018	0.0024
Alloyed heat-treatable steels	≤ 32	≤ 301	45	0.0002	0.0002	0.0003	0.0004	0.0004	0.0006	0.0008	0.0014	0.0018	0.0024
	≤ 43	≤ 402	40	0.0001	0.0002	0.0002	0.0003	0.0003	0.0005	0.0006	0.0011	0.0016	0.0021
Unalloyed case hardened steels	≤ 25	≤ 255	60	0.0003	0.0004	0.0004	0.0006	0.0007	0.0010	0.0012	0.0020	0.0024	0.0031
Alloyed case hardened steels	≤ 32	≤ 301	45	0.0002	0.0002	0.0003	0.0004	0.0004	0.0006	0.0008	0.0014	0.0018	0.0024
	≤ 43	≤ 402	40	0.0001	0.0002	0.0002	0.0003	0.0003	0.0005	0.0006	0.0011	0.0016	0.0021
Nitriding steels	≤ 32	≤ 301	45	0.0002	0.0002	0.0003	0.0004	0.0004	0.0006	0.0008	0.0014	0.0018	0.0024
	≤ 43	≤ 402	40	0.0001	0.0002	0.0002	0.0003	0.0003	0.0005	0.0006	0.0011	0.0016	0.0021
Tool steels	≤ 25	≤ 255	50	0.0002	0.0002	0.0003	0.0004	0.0004	0.0006	0.0008	0.0014	0.0018	0.0024
	≤ 43	≤ 402	45	0.0001	0.0002	0.0002	0.0003	0.0003	0.0005	0.0006	0.0011	0.0016	0.0021
High speed steels	≤ 43	≤ 402	45	0.0001	0.0002	0.0002	0.0003	0.0003	0.0005	0.0006	0.0011	0.0016	0.0021
Spring steels	≤ 38	≤ 354	25	0.0001	0.0001	0.0002	0.0002	0.0003	0.0004	0.0005	0.0009	0.0014	0.0018
Hardened steels	≤ 48	≤ 460											
	≤ 66	-											
Stainless steels, sulphured	≤ 28	≤ 273	60	0.0002	0.0002	0.0003	0.0004	0.0004	0.0006	0.0008	0.0014	0.0018	0.0024
austenitic	≤ 36	≤ 337	45	0.0001	0.0002	0.0002	0.0003	0.0003	0.0005	0.0006	0.0011	0.0016	0.0021
martensitic	≤ 46	≤ 435	50	0.0001	0.0002	0.0002	0.0003	0.0003	0.0005	0.0006	0.0011	0.0016	0.0021
Cast iron	≤ 23	≤ 242	85	0.0003	0.0004	0.0004	0.0006	0.0007	0.0010	0.0012	0.0020	0.0024	0.0031
	≤ 38	≤ 354	70	0.0003	0.0004	0.0004	0.0006	0.0007	0.0010	0.0012	0.0020	0.0024	0.0031
Spheroidal graphite iron and malleable cast iron	≤ 23	≤ 242	60	0.0003	0.0004	0.0004	0.0006	0.0007	0.0010	0.0012	0.0020	0.0024	0.0031
	≤ 38	≤ 354	70	0.0003	0.0004	0.0004	0.0006	0.0007	0.0010	0.0012	0.0020	0.0024	0.0031
Chilled cast iron	≤ 38	≤ 354											
New cast materials GGV	≤ 20	≤ 220											
	≤ 32	≤ 301											
New cast materials ADI	≤ 32	≤ 301											
	≤ 43	≤ 402											
Special alloys	≤ 54	≤ 549											
Ti and Ti-alloys	≤ 25	≤ 255											
	≤ 43	≤ 402											
Aluminium and Al-alloys	-	≤ 120											
Al wrought alloys	-	≤ 200											
Al cast alloys ≤ 10 % Si	-	≤ 180	85	0.0004	0.0005	0.0006	0.0007	0.0009	0.0013	0.0015	0.0024	0.0027	0.0037
≤ 24 % Si	-	≤ 180	60	0.0003	0.0004	0.0004	0.0006	0.0007	0.0010	0.0012	0.0020	0.0024	0.0031
Magnesium alloys	-	≤ 120	245	0.0003	0.0004	0.0004	0.0006	0.0007	0.0010	0.0012	0.0020	0.0024	0.0031
Copper, low-alloyed	-	≤ 150	140	0.0002	0.0003	0.0004	0.0004	0.0006	0.0008	0.0009	0.0016	0.0020	0.0028
Brass, short-chipping	-	≤ 180											
long-chipping	-	≤ 180	70	0.0002	0.0003	0.0004	0.0004	0.0006	0.0008	0.0009	0.0016	0.0020	0.0028
Bronze, short-chipping	-	≤ 180	70	0.0002	0.0002	0.0003	0.0004	0.0004	0.0006	0.0008	0.0014	0.0018	0.0024
	≤ 25	≤ 255	60	0.0002	0.0002	0.0003	0.0004	0.0004	0.0006	0.0008	0.0014	0.0018	0.0024
Bronze, long-chipping	≤ 25	≤ 255	45	0.0002	0.0002	0.0003	0.0004	0.0004	0.0006	0.0008	0.0014	0.0018	0.0024
	≤ 32	≤ 301											
Duroplastics			50	0.0002	0.0002	0.0003	0.0004	0.0004	0.0006	0.0008	0.0014	0.0018	0.0024
Thermoplastics			60	0.0002	0.0002	0.0003	0.0004	0.0004	0.0006	0.0008	0.0014	0.0018	0.0024
Reinforced plastics - Kevlar													
Reinforced plastics - GFK / CFK													

Series # 303

Material group	Hardness HRC	Hardness BHN	SFM	Feed Rate - IPR .0039 in. .10 mm	.0063 in. .16 mm	.0098 in .25 mm	.0118 in. .30 mm	.0197 in. .50 mm	.0248 in. .63 mm	.0315 in. .8 mm	.0394 in. 1.0 mm	.0591 in. 1.5 mm	.0787 in. 2.0 mm
Common structural steels	-	≤ 150	70	0.0003	0.0004	0.0004	0.0006	0.0007	0.0010	0.0012	0.0020	0.0024	0.0031
	≤ 32	≤ 301	60	0.0002	0.0003	0.0004	0.0004	0.0006	0.0008	0.0009	0.0016	0.0020	0.0028
Free-cutting steels	≤ 25	≤ 255	60	0.0003	0.0004	0.0004	0.0006	0.0007	0.0010	0.0012	0.0020	0.0024	0.0031
	≤ 32	≤ 301	50	0.0002	0.0003	0.0004	0.0004	0.0006	0.0008	0.0009	0.0016	0.0020	0.0028
Unalloyed heat-treatable steels	≤ 20	≤ 220	65	0.0002	0.0003	0.0004	0.0004	0.0006	0.0008	0.0009	0.0016	0.0020	0.0028
	≤ 25	≤ 255	60	0.0002	0.0003	0.0004	0.0004	0.0006	0.0008	0.0009	0.0016	0.0020	0.0028
	≤ 32	≤ 301	45	0.0002	0.0002	0.0003	0.0004	0.0004	0.0006	0.0008	0.0014	0.0018	0.0024
Alloyed heat-treatable steels	≤ 32	≤ 301	45	0.0002	0.0002	0.0003	0.0004	0.0004	0.0006	0.0008	0.0014	0.0018	0.0024
	≤ 43	≤ 402	40	0.0001	0.0002	0.0002	0.0003	0.0003	0.0005	0.0006	0.0011	0.0016	0.0021
Unalloyed case hardened steels	≤ 25	≤ 255	60	0.0003	0.0004	0.0004	0.0006	0.0007	0.0010	0.0012	0.0020	0.0024	0.0031
Alloyed case hardened steels	≤ 32	≤ 301	45	0.0002	0.0002	0.0003	0.0004	0.0004	0.0006	0.0008	0.0014	0.0018	0.0024
	≤ 43	≤ 402	40	0.0001	0.0002	0.0002	0.0003	0.0003	0.0005	0.0006	0.0011	0.0016	0.0021
Nitriding steels	≤ 32	≤ 301	45	0.0002	0.0002	0.0003	0.0004	0.0004	0.0006	0.0008	0.0014	0.0018	0.0024
	≤ 43	≤ 402	40	0.0001	0.0002	0.0002	0.0003	0.0003	0.0005	0.0006	0.0011	0.0016	0.0021
Tool steels	≤ 25	≤ 255	50	0.0002	0.0002	0.0003	0.0004	0.0004	0.0006	0.0008	0.0014	0.0018	0.0024
	≤ 43	≤ 402	45	0.0001	0.0002	0.0002	0.0003	0.0003	0.0005	0.0006	0.0011	0.0016	0.0021
High speed steels	≤ 43	≤ 402	45	0.0001	0.0002	0.0002	0.0003	0.0003	0.0005	0.0006	0.0011	0.0016	0.0021
Spring steels	≤ 38	≤ 354	25	0.0001	0.0001	0.0002	0.0002	0.0003	0.0004	0.0005	0.0009	0.0014	0.0018
Hardened steels	≤ 48	≤ 460											
	≤ 66	-											
Stainless steels, sulphured	≤ 28	≤ 273	60	0.0002	0.0002	0.0003	0.0004	0.0004	0.0006	0.0008	0.0014	0.0018	0.0024
austenitic	≤ 36	≤ 337	45	0.0001	0.0002	0.0002	0.0003	0.0003	0.0005	0.0006	0.0011	0.0016	0.0021
martensitic	≤ 46	≤ 435	50	0.0001	0.0002	0.0002	0.0003	0.0003	0.0005	0.0006	0.0011	0.0016	0.0021
Cast iron	≤ 23	≤ 242	85	0.0003	0.0004	0.0004	0.0006	0.0007	0.0010	0.0012	0.0020	0.0024	0.0031
	≤ 38	≤ 354	70	0.0003	0.0004	0.0004	0.0006	0.0007	0.0010	0.0012	0.0020	0.0024	0.0031
Spheroidal graphite iron and	≤ 23	≤ 242	60	0.0003	0.0004	0.0004	0.0006	0.0007	0.0010	0.0012	0.0020	0.0024	0.0031
malleable cast iron	≤ 38	≤ 354	70	0.0003	0.0004	0.0004	0.0006	0.0007	0.0010	0.0012	0.0020	0.0024	0.0031
Chilled cast iron	≤ 38	≤ 354											
New cast materials GGV	≤ 20	≤ 220											
	≤ 32	≤ 301											
New cast materials ADI	≤ 32	≤ 301											
	≤ 43	≤ 402											
Special alloys	≤ 54	≤ 549											
Ti and Ti-alloys	≤ 25	≤ 255											
	≤ 43	≤ 402											
Aluminium and Al-alloys	-	≤ 120											
Al wrought alloys	-	≤ 200											
Al cast alloys ≤ 10 % Si	-	≤ 180	85	0.0004	0.0005	0.0006	0.0007	0.0009	0.0013	0.0015	0.0024	0.0027	0.0037
≤ 24 % Si	-	≤ 180	60	0.0003	0.0004	0.0004	0.0006	0.0007	0.0010	0.0012	0.0020	0.0024	0.0031
Magnesium alloys	-	≤ 120	245	0.0003	0.0004	0.0004	0.0006	0.0007	0.0010	0.0012	0.0020	0.0024	0.0031
Copper, low-alloyed	-	≤ 150	140	0.0002	0.0003	0.0004	0.0004	0.0006	0.0008	0.0009	0.0016	0.0020	0.0028
Brass, short-chipping	-	≤ 180											
long-chipping	-	≤ 180	70	0.0002	0.0003	0.0004	0.0004	0.0006	0.0008	0.0009	0.0016	0.0020	0.0028
Bronze, short-chipping	-	≤ 180	70	0.0002	0.0002	0.0003	0.0004	0.0004	0.0006	0.0008	0.0014	0.0018	0.0024
	≤ 25	≤ 255	60	0.0002	0.0002	0.0003	0.0004	0.0004	0.0006	0.0008	0.0014	0.0018	0.0024
Bronze, long-chipping	≤ 25	≤ 255	45	0.0002	0.0002	0.0003	0.0004	0.0004	0.0006	0.0008	0.0014	0.0018	0.0024
	≤ 32	≤ 301											
Duroplastics			50	0.0002	0.0002	0.0003	0.0004	0.0004	0.0006	0.0008	0.0014	0.0018	0.0024
Thermoplastics			60	0.0002	0.0002	0.0003	0.0004	0.0004	0.0006	0.0008	0.0014	0.0018	0.0024
Reinforced plastics - Kevlar													
Reinforced plastics - GFK / CFK													

Series # 305

Material group	Hardness HRC	Hardness BHN	SFM	Feed Rate - IPR 1/16 in. 1.590 mm	1/8 in. 3.170 mm	1/4 in. 6.350 mm	3/8 in. 9.520 mm	1/2 in. 12.700 mm	5/8 in. 15.870 mm	3/4 in. 19.050 mm	1 in. 25.400 mm	1 1/4 in. 31.750 mm	1 1/2 in. 38.100 mm
Common structural steels	-	≤ 150											
	≤ 32	≤ 301											
Free-cutting steels	≤ 25	≤ 255											
	≤ 32	≤ 301	90	0.0015	0.0040	0.0065	0.0080	0.0100					
Unalloyed heat-treatable steels	≤ 20	≤ 220											
	≤ 25	≤ 255	90	0.0015	0.0040	0.0065	0.0080	0.0100					
	≤ 32	≤ 301	45	0.0012	0.0030	0.0050	0.0065	0.0080					
Alloyed heat-treatable steels	≤ 32	≤ 301	55	0.0012	0.0030	0.0050	0.0065	0.0080					
	≤ 43	≤ 402	45	0.0010	0.0025	0.0040	0.0050	0.0065					
Unalloyed case hardened steels	≤ 25	≤ 255											
Alloyed case hardened steels	≤ 32	≤ 301	50	0.0012	0.0030	0.0050	0.0065	0.0080					
	≤ 43	≤ 402	35	0.0010	0.0025	0.0040	0.0050	0.0065					
Nitriding steels	≤ 32	≤ 301	45	0.0012	0.0030	0.0050	0.0065	0.0080					
	≤ 43	≤ 402	30	0.0010	0.0025	0.0040	0.0050	0.0065					
Tool steels	≤ 25	≤ 255	55	0.0012	0.0030	0.0050	0.0065	0.0080					
	≤ 43	≤ 402	30	0.0010	0.0025	0.0040	0.0050	0.0065					
High speed steels	≤ 43	≤ 402	30	0.0010	0.0025	0.0040	0.0050	0.0065					
Spring steels	≤ 38	≤ 354	25	0.0007	0.0020	0.0030	0.0040	0.0050					
Hardened steels	≤ 48	≤ 460											
	≤ 66	-											
Stainless steels, sulphured	≤ 28	≤ 273	45	0.0012	0.0030	0.0050	0.0065	0.0080					
austenitic	≤ 36	≤ 337	30	0.0010	0.0025	0.0040	0.0050	0.0065					
martensitic	≤ 46	≤ 435	35	0.0010	0.0025	0.0040	0.0050	0.0065					
Cast iron	≤ 23	≤ 242	115	0.0017	0.0050	0.0080	0.0100	0.0125					
	≤ 38	≤ 354	90	0.0017	0.0050	0.0080	0.0100	0.0125					
Spheroidal graphite iron and	≤ 23	≤ 242	95	0.0017	0.0050	0.0080	0.0100	0.0125					
malleable cast iron	≤ 38	≤ 354	70	0.0017	0.0050	0.0080	0.0100	0.0125					
Chilled cast iron	≤ 38	≤ 354	25	0.0010	0.0025	0.0040	0.0050	0.0065					
New cast materials GGV	≤ 20	≤ 220											
	≤ 32	≤ 301											
New cast materials ADI	≤ 32	≤ 301											
	≤ 43	≤ 402											
Special alloys	≤ 54	≤ 549											
Ti and Ti-alloys	≤ 25	≤ 255											
	≤ 43	≤ 402											
Aluminium and Al-alloys	-	≤ 120											
Al wrought alloys	-	≤ 200											
Al cast alloys ≤ 10 % Si	-	≤ 180											
≤ 24 % Si	-	≤ 180											
Magnesium alloys	-	≤ 120											
Copper, low-alloyed	-	≤ 150	115	0.0015	0.0040	0.0065	0.0080	0.0100					
Brass, short-chipping	-	≤ 180											
long-chipping	-	≤ 180	145	0.0015	0.0040	0.0065	0.0080	0.0100					
Bronze, short-chipping	-	≤ 180	115	0.0012	0.0030	0.0050	0.0065	0.0080					
	≤ 25	≤ 255	95	0.0012	0.0030	0.0050	0.0065	0.0080					
Bronze, long-chipping	≤ 25	≤ 255	90	0.0012	0.0030	0.0050	0.0065	0.0080					
	≤ 32	≤ 301	70	0.0012	0.0030	0.0050	0.0065	0.0080					
Duroplastics			55	0.0012	0.0030	0.0050	0.0065	0.0080					
Thermoplastics													
Reinforced plastics - Kevlar													
Reinforced plastics - GFK / CFK													

Series # 308

Material group	Hardness HRC	Hardness BHN	SFM	Feed Rate - IPR 1/16 in. 1.590 mm	1/8 in. 3.170 mm	1/4 in. 6.350 mm	3/8 in. 9.520 mm	1/2 in. 12.700 mm	5/8 in. 15.870 mm	3/4 in. 19.050 mm	1 in. 25.400 mm	1 1/4 in. 31.750 mm	1 1/2 in. 38.100 mm
Common structural steels	- ≤ 32	≤ 150 ≤ 301											
Free-cutting steels	≤ 25 ≤ 32	≤ 255 ≤ 301	90	0.0015	0.0040	0.0065	0.0080	0.0100	0.0100	0.0110			
Unalloyed heat-treatable steels	≤ 20 ≤ 25 ≤ 32	≤ 220 ≤ 255 ≤ 301	90 45	0.0015 0.0012	0.0040 0.0030	0.0065 0.0050	0.0080 0.0065	0.0100 0.0080	0.0100 0.0080	0.0110 0.0090			
Alloyed heat-treatable steels	≤ 32 ≤ 43	≤ 301 ≤ 402	55 45	0.0012 0.0010	0.0030 0.0025	0.0050 0.0040	0.0065 0.0050	0.0080 0.0065	0.0080 0.0065	0.0090 0.0070			
Unalloyed case hardened steels	≤ 25	≤ 255											
Alloyed case hardened steels	≤ 32 ≤ 43	≤ 301 ≤ 402	50 35	0.0012 0.0010	0.0030 0.0025	0.0050 0.0040	0.0065 0.0050	0.0080 0.0065	0.0080 0.0065	0.0090 0.0070			
Nitriding steels	≤ 32 ≤ 43	≤ 301 ≤ 402	45 30	0.0012 0.0010	0.0030 0.0025	0.0050 0.0040	0.0065 0.0050	0.0080 0.0065	0.0080 0.0065	0.0090 0.0070			
Tool steels	≤ 25 ≤ 43	≤ 255 ≤ 402	55 30	0.0012 0.0010	0.0030 0.0025	0.0050 0.0040	0.0065 0.0050	0.0080 0.0065	0.0080 0.0065	0.0090 0.0070			
High speed steels	≤ 43	≤ 402	30	0.0010	0.0025	0.0040	0.0050	0.0065	0.0065	0.0070			
Spring steels	≤ 38	≤ 354	25	0.0007	0.0020	0.0030	0.0040	0.0050	0.0050	0.0055			
Hardened steels	≤ 48 ≤ 66	≤ 460 -											
Stainless steels, sulphured austenitic martensitic	≤ 28 ≤ 36 ≤ 46	≤ 273 ≤ 337 ≤ 435	45 30 35	0.0012 0.0010 0.0010	0.0030 0.0025 0.0025	0.0050 0.0040 0.0040	0.0065 0.0050 0.0050	0.0080 0.0065 0.0065	0.0080 0.0065 0.0065	0.0090 0.0070 0.0070			
Cast iron	≤ 23 ≤ 38	≤ 242 ≤ 354	115 90	0.0017 0.0017	0.0050 0.0050	0.0080 0.0080	0.0100 0.0100	0.0125 0.0125	0.0125 0.0125	0.0140 0.0140			
Spheroidal graphite iron and malleable cast iron	≤ 23 ≤ 38	≤ 242 ≤ 354	95 70	0.0017 0.0017	0.0050 0.0050	0.0080 0.0080	0.0100 0.0100	0.0125 0.0125	0.0125 0.0125	0.0140 0.0140			
Chilled cast iron	≤ 38	≤ 354	25	0.0010	0.0025	0.0040	0.0050	0.0065	0.0065	0.0070			
New cast materials GGV	≤ 20 ≤ 32	≤ 220 ≤ 301											
New cast materials ADI	≤ 32 ≤ 43	≤ 301 ≤ 402											
Special alloys	≤ 54	≤ 549											
Ti and Ti-alloys	≤ 25 ≤ 43	≤ 255 ≤ 402											
Aluminium and Al-alloys	-	≤ 120											
Al wrought alloys	-	≤ 200											
Al cast alloys ≤ 10 % Si ≤ 24 % Si	- -	≤ 180 ≤ 180											
Magnesium alloys	-	≤ 120											
Copper, low-alloyed	-	≤ 150	115	0.0015	0.0040	0.0065	0.0080	0.0100	0.0100	0.0110			
Brass, short-chipping long-chipping	- -	≤ 180 ≤ 180	145	0.0015	0.0040	0.0065	0.0080	0.0100	0.0100	0.0110			
Bronze, short-chipping	- ≤ 25	≤ 180 ≤ 255	115 95	0.0012 0.0012	0.0030 0.0030	0.0050 0.0050	0.0065 0.0065	0.0080 0.0080	0.0080 0.0080	0.0090 0.0090			
Bronze, long-chipping	≤ 25 ≤ 32	≤ 255 ≤ 301	90 70	0.0012 0.0012	0.0030 0.0030	0.0050 0.0050	0.0065 0.0065	0.0080 0.0080	0.0080 0.0080	0.0090 0.0090			
Duroplastics Thermoplastics Reinforced plastics - Kevlar Reinforced plastics - GFK / CFK			55	0.0012	0.0030	0.0050	0.0065	0.0080	0.0080	0.0090			

Series # 317

Material group	Hardness HRC	Hardness BHN	SFM	Feed Rate - IPR 1/16 in. 1.590 mm	1/8 in. 3.170 mm	1/4 in. 6.350 mm	3/8 in. 9.520 mm	1/2 in. 12.700 mm	5/8 in. 15.870 mm	3/4 in. 19.050 mm	1 in. 25.400 mm	1 1/4 in. 31.750 mm	1 1/2 in. 38.100 mm
Common structural steels	- ≤ 32	≤ 150 ≤ 301											
Free-cutting steels	≤ 25 ≤ 32	≤ 255 ≤ 301	75	0.0015	0.0040	0.0065	0.0080	0.0100	0.0100	0.0110			
Unalloyed heat-treatable steels	≤ 20 ≤ 25 ≤ 32	≤ 220 ≤ 255 ≤ 301	75 50	0.0015 0.0012	0.0040 0.0030	0.0065 0.0050	0.0080 0.0065	0.0100 0.0080	0.0100 0.0080	0.0110 0.0090			
Alloyed heat-treatable steels	≤ 32 ≤ 43	≤ 301 ≤ 402	50 35	0.0012 0.0010	0.0030 0.0025	0.0050 0.0040	0.0065 0.0050	0.0080 0.0065	0.0080 0.0065	0.0090 0.0070			
Unalloyed case hardened steels	≤ 25	≤ 255											
Alloyed case hardened steels	≤ 32 ≤ 43	≤ 301 ≤ 402	45 30	0.0012 0.0010	0.0030 0.0025	0.0050 0.0040	0.0065 0.0050	0.0080 0.0065	0.0080 0.0065	0.0090 0.0070			
Nitriding steels	≤ 32 ≤ 43	≤ 301 ≤ 402	35 25	0.0012 0.0010	0.0030 0.0025	0.0050 0.0040	0.0065 0.0050	0.0080 0.0065	0.0080 0.0065	0.0090 0.0070			
Tool steels	≤ 25 ≤ 43	≤ 255 ≤ 402	50 25	0.0012 0.0010	0.0030 0.0025	0.0050 0.0040	0.0065 0.0050	0.0080 0.0065	0.0080 0.0065	0.0090 0.0070			
High speed steels	≤ 43	≤ 402	25	0.0010	0.0025	0.0040	0.0050	0.0065	0.0065	0.0070			
Spring steels	≤ 38	≤ 354	15	0.0007	0.0020	0.0030	0.0040	0.0050	0.0050	0.0055			
Hardened steels	≤ 48 ≤ 66	≤ 460 -											
Stainless steels, sulphured austenitic martensitic	≤ 28 ≤ 36 ≤ 46	≤ 273 ≤ 337 ≤ 435	35 25 30	0.0012 0.0010 0.0010	0.0030 0.0025 0.0025	0.0050 0.0040 0.0040	0.0065 0.0050 0.0050	0.0080 0.0065 0.0065	0.0080 0.0065 0.0065	0.0090 0.0070 0.0070			
Cast iron	≤ 23 ≤ 38	≤ 242 ≤ 354	95 75	0.0017 0.0017	0.0050 0.0050	0.0080 0.0080	0.0100 0.0100	0.0125 0.0125	0.0125 0.0125	0.0140 0.0140			
Spheroidal graphite iron and malleable cast iron	≤ 23 ≤ 38	≤ 242 ≤ 354	75 65	0.0017 0.0017	0.0050 0.0050	0.0080 0.0080	0.0100 0.0100	0.0125 0.0125	0.0125 0.0125	0.0140 0.0140			
Chilled cast iron	≤ 38	≤ 354	15	0.0010	0.0025	0.0040	0.0050	0.0065	0.0065	0.0070			
New cast materials GGV	≤ 20 ≤ 32	≤ 220 ≤ 301											
New cast materials ADI	≤ 32 ≤ 43	≤ 301 ≤ 402											
Special alloys	≤ 54	≤ 549	15	0.0005	0.0015	0.0025	0.0030	0.0040	0.0040	0.0045			
Ti and Ti-alloys	≤ 25 ≤ 43	≤ 255 ≤ 402											
Aluminium and Al-alloys	-	≤ 120											
Al wrought alloys	-	≤ 200											
Al cast alloys ≤ 10 % Si ≤ 24 % Si	- -	≤ 180 ≤ 180											
Magnesium alloys	-	≤ 120											
Copper, low-alloyed	-	≤ 150	95	0.0015	0.0040	0.0065	0.0080	0.0100	0.0100	0.0110			
Brass, short-chipping long-chipping	- -	≤ 180 ≤ 180	120	0.0015	0.0040	0.0065	0.0080	0.0100	0.0100	0.0110			
Bronze, short-chipping	- ≤ 25	≤ 180 ≤ 255	95 75	0.0012 0.0012	0.0030 0.0030	0.0050 0.0050	0.0065 0.0065	0.0080 0.0080	0.0080 0.0080	0.0090 0.0090			
Bronze, long-chipping	≤ 25 ≤ 32	≤ 255 ≤ 301	75 65	0.0012 0.0012	0.0030 0.0030	0.0050 0.0050	0.0065 0.0065	0.0080 0.0080	0.0080 0.0080	0.0090 0.0090			
Duroplastics Thermoplastics Reinforced plastics - Kevlar Reinforced plastics - GFK / CFK			50	0.0012	0.0030	0.0050	0.0065	0.0080	0.0080	0.0090			

Series # 329

Material group	Hardness HRC	Hardness BHN	SFM	Feed Rate - IPR 1/16 in. 1.590 mm	1/8 in. 3.170 mm	1/4 in. 6.350 mm	3/8 in. 9.520 mm	1/2 in. 12.700 mm	5/8 in. 15.870 mm	3/4 in. 19.050 mm	1 in. 25.400 mm	1 1/4 in. 31.750 mm	1 1/2 in. 38.100 mm
Common structural steels	- ≤ 32	≤ 150 ≤ 301											
Free-cutting steels	≤ 25 ≤ 32	≤ 255 ≤ 301	95	0.0015	0.0040	0.0065	0.0080	0.0100	0.0100	0.0110	0.0125		
Unalloyed heat-treatable steels	≤ 20 ≤ 25 ≤ 32	≤ 220 ≤ 255 ≤ 301	95 70	0.0015 0.0012	0.0040 0.0030	0.0065 0.0050	0.0080 0.0065	0.0100 0.0080	0.0100 0.0080	0.0110 0.0090	0.0125 0.0100		
Alloyed heat-treatable steels	≤ 32 ≤ 43	≤ 301 ≤ 402	65 50	0.0012 0.0010	0.0030 0.0025	0.0050 0.0040	0.0065 0.0050	0.0080 0.0065	0.0080 0.0065	0.0090 0.0070	0.0100 0.0080		
Unalloyed case hardened steels	≤ 25	≤ 255											
Alloyed case hardened steels	≤ 32 ≤ 43	≤ 301 ≤ 402	55 45	0.0012 0.0010	0.0030 0.0025	0.0050 0.0040	0.0065 0.0050	0.0080 0.0065	0.0080 0.0065	0.0090 0.0070	0.0100 0.0080		
Nitriding steels	≤ 32 ≤ 43	≤ 301 ≤ 402	50 35	0.0012 0.0010	0.0030 0.0025	0.0050 0.0040	0.0065 0.0050	0.0080 0.0065	0.0080 0.0065	0.0090 0.0070	0.0100 0.0080		
Tool steels	≤ 25 ≤ 43	≤ 255 ≤ 402	65 35	0.0012 0.0010	0.0030 0.0025	0.0050 0.0040	0.0065 0.0050	0.0080 0.0065	0.0080 0.0065	0.0090 0.0070	0.0100 0.0080		
High speed steels	≤ 43	≤ 402	35	0.0010	0.0025	0.0040	0.0050	0.0065	0.0065	0.0070	0.0080		
Spring steels	≤ 38	≤ 354	30	0.0007	0.0020	0.0030	0.0040	0.0050	0.0050	0.0055	0.0065		
Hardened steels	≤ 48 ≤ 66	≤ 460 -											
Stainless steels, sulphured austenitic martensitic	≤ 28 ≤ 36 ≤ 46	≤ 273 ≤ 337 ≤ 435	50 35 45	0.0012 0.0010 0.0010	0.0030 0.0025 0.0025	0.0050 0.0040 0.0040	0.0065 0.0050 0.0050	0.0080 0.0065 0.0065	0.0080 0.0065 0.0065	0.0090 0.0070 0.0070	0.0100 0.0080 0.0080		
Cast iron	≤ 23 ≤ 38	≤ 242 ≤ 354	130 95	0.0017 0.0017	0.0050 0.0050	0.0080 0.0080	0.0100 0.0100	0.0125 0.0125	0.0125 0.0125	0.0140 0.0140	0.0160 0.0160		
Spheroidal graphite iron and malleable cast iron	≤ 23 ≤ 38	≤ 242 ≤ 354	115 90	0.0017 0.0017	0.0050 0.0050	0.0080 0.0080	0.0100 0.0100	0.0125 0.0125	0.0125 0.0125	0.0140 0.0140	0.0160 0.0160		
Chilled cast iron	≤ 38	≤ 354	30	0.0010	0.0025	0.0040	0.0050	0.0065	0.0065	0.0070	0.0080		
New cast materials GGV	≤ 20 ≤ 32	≤ 220 ≤ 301											
New cast materials ADI	≤ 32 ≤ 43	≤ 301 ≤ 402											
Special alloys	≤ 54	≤ 549	25	0.0005	0.0015	0.0025	0.0030	0.0040	0.0040	0.0045	0.0050		
Ti and Ti-alloys	≤ 25 ≤ 43	≤ 255 ≤ 402	35 25	0.0007 0.0007	0.0020 0.0020	0.0030 0.0030	0.0040 0.0040	0.0050 0.0050	0.0050 0.0050	0.0055 0.0055	0.0065 0.0065		
Aluminium and Al-alloys	-	≤ 120											
Al wrought alloys	-	≤ 200											
Al cast alloys ≤ 10 % Si ≤ 24 % Si	- -	≤ 180 ≤ 180											
Magnesium alloys	-	≤ 120											
Copper, low-alloyed	-	≤ 150											
Brass, short-chipping long-chipping	- -	≤ 180 ≤ 180											
Bronze, short-chipping	- ≤ 25	≤ 180 ≤ 255	130 115	0.0012 0.0012	0.0030 0.0030	0.0050 0.0050	0.0065 0.0065	0.0080 0.0080	0.0080 0.0080	0.0090 0.0090	0.0100 0.0100	0.0125 0.0125	
Bronze, long-chipping	≤ 25 ≤ 32	≤ 255 ≤ 301	95 80	0.0012 0.0012	0.0030 0.0030	0.0050 0.0050	0.0065 0.0065	0.0080 0.0080	0.0080 0.0080	0.0090 0.0090	0.0100 0.0100	0.0125 0.0125	
Duroplastics Thermoplastics Reinforced plastics - Kevlar Reinforced plastics - GFK / CFK			65	0.0012	0.0030	0.0050	0.0065	0.0080	0.0080	0.0090	0.0100	0.0125	

Series # 336

Material group	Hardness HRC	Hardness BHN	SFM	Feed Rate - IPR 1/16 in. 1.590 mm	1/8 in. 3.170 mm	1/4 in. 6.350 mm	3/8 in. 9.520 mm	1/2 in. 12.700 mm	5/8 in. 15.870 mm	3/4 in. 19.050 mm	1 in. 25.400 mm	1 1/4 in. 31.750 mm	1 1/2 in. 38.100 mm
Common structural steels	- ≤ 32	≤ 150 ≤ 301											
Free-cutting steels	≤ 25 ≤ 32	≤ 255 ≤ 301	75	0.0015	0.0040	0.0065	0.0080	0.0100					
Unalloyed heat-treatable steels	≤ 20 ≤ 25 ≤ 32	≤ 220 ≤ 255 ≤ 301	75 50	0.0015 0.0012	0.0040 0.0030	0.0065 0.0050	0.0080 0.0065	0.0100 0.0080					
Alloyed heat-treatable steels	≤ 32 ≤ 43	≤ 301 ≤ 402	50 35	0.0012 0.0010	0.0030 0.0025	0.0050 0.0040	0.0065 0.0050	0.0080 0.0065					
Unalloyed case hardened steels	≤ 25	≤ 255											
Alloyed case hardened steels	≤ 32 ≤ 43	≤ 301 ≤ 402	45 30	0.0012 0.0010	0.0030 0.0025	0.0050 0.0040	0.0065 0.0050	0.0080 0.0065					
Nitriding steels	≤ 32 ≤ 43	≤ 301 ≤ 402	35 25	0.0012 0.0010	0.0030 0.0025	0.0050 0.0040	0.0065 0.0050	0.0080 0.0065					
Tool steels	≤ 25 ≤ 43	≤ 255 ≤ 402	50 25	0.0012 0.0010	0.0030 0.0025	0.0050 0.0040	0.0065 0.0050	0.0080 0.0065					
High speed steels	≤ 43	≤ 402	25	0.0010	0.0025	0.0040	0.0050	0.0065					
Spring steels	≤ 38	≤ 354	15	0.0007	0.0020	0.0030	0.0040	0.0050					
Hardened steels	≤ 48 ≤ 66	≤ 460 -											
Stainless steels, sulphured austenitic martensitic	≤ 28 ≤ 36 ≤ 46	≤ 273 ≤ 337 ≤ 435	35 25 30	0.0012 0.0005 0.0010	0.0030 0.0015 0.0025	0.0050 0.0025 0.0040	0.0065 0.0030 0.0050	0.0080 0.0040 0.0065					
Cast iron	≤ 23 ≤ 38	≤ 242 ≤ 354	95 75	0.0017 0.0017	0.0050 0.0050	0.0080 0.0080	0.0100 0.0100	0.0125 0.0125					
Spheroidal graphite iron and malleable cast iron	≤ 23 ≤ 38	≤ 242 ≤ 354	75 65	0.0017 0.0017	0.0050 0.0050	0.0080 0.0080	0.0100 0.0100	0.0125 0.0125					
Chilled cast iron	≤ 38	≤ 354											
New cast materials GGV	≤ 20 ≤ 32	≤ 220 ≤ 301											
New cast materials ADI	≤ 32 ≤ 43	≤ 301 ≤ 402											
Special alloys	≤ 54	≤ 549											
Ti and Ti-alloys	≤ 25 ≤ 43	≤ 255 ≤ 402											
Aluminium and Al-alloys	-	≤ 120											
Al wrought alloys	-	≤ 200											
Al cast alloys ≤ 10 % Si ≤ 24 % Si	- -	≤ 180 ≤ 180	195 160	0.0020 0.0017	0.0065 0.0050	0.0100 0.0080	0.0125 0.0100	0.0160 0.0125					
Magnesium alloys	-	≤ 120											
Copper, low-alloyed	-	≤ 150	95	0.0015	0.0040	0.0065	0.0080	0.0100					
Brass, short-chipping long-chipping	- -	≤ 180 ≤ 180	120	0.0015	0.0040	0.0065	0.0080	0.0100					
Bronze, short-chipping	- ≤ 25	≤ 180 ≤ 255											
Bronze, long-chipping	≤ 25 ≤ 32	≤ 255 ≤ 301	75 65	0.0012 0.0012	0.0030 0.0030	0.0050 0.0050	0.0065 0.0065	0.0080 0.0080					
Duroplastics Thermoplastics Reinforced plastics - Kevlar Reinforced plastics - GFK / CFK			50	0.0012	0.0030	0.0050	0.0065	0.0080					

Series # 345

Material group	Hardness HRC	Hardness BHN	SFM	Feed Rate - IPR 1/16 in. 1.590 mm	1/8 in. 3.170 mm	1/4 in. 6.350 mm	3/8 in. 9.520 mm	1/2 in. 12.700 mm	5/8 in. 15.870 mm	3/4 in. 19.050 mm	1 in. 25.400 mm	1 1/4 in. 31.750 mm	1 1/2 in. 38.100 mm
Common structural steels	- ≤ 32	≤ 150 ≤ 301											
Free-cutting steels	≤ 25 ≤ 32	≤ 255 ≤ 301	90			0.0065	0.0080	0.0100	0.0100	0.0110	0.0125		
Unalloyed heat-treatable steels	≤ 20 ≤ 25 ≤ 32	≤ 220 ≤ 255 ≤ 301	90 45			0.0065 0.0050	0.0080 0.0065	0.0100 0.0080	0.0100 0.0080	0.0110 0.0090	0.0125 0.0100		
Alloyed heat-treatable steels	≤ 32 ≤ 43	≤ 301 ≤ 402	55 45			0.0050 0.0040	0.0065 0.0050	0.0080 0.0065	0.0080 0.0065	0.0090 0.0070	0.0100 0.0080		
Unalloyed case hardened steels	≤ 25	≤ 255											
Alloyed case hardened steels	≤ 32 ≤ 43	≤ 301 ≤ 402	50 35			0.0050 0.0040	0.0065 0.0050	0.0080 0.0065	0.0080 0.0065	0.0090 0.0070	0.0100 0.0080		
Nitriding steels	≤ 32 ≤ 43	≤ 301 ≤ 402	45 30			0.0050 0.0040	0.0065 0.0050	0.0080 0.0065	0.0080 0.0065	0.0090 0.0070	0.0100 0.0080		
Tool steels	≤ 25 ≤ 43	≤ 255 ≤ 402	55 30			0.0050 0.0040	0.0065 0.0050	0.0080 0.0065	0.0080 0.0065	0.0090 0.0070	0.0100 0.0080		
High speed steels	≤ 43	≤ 402	30			0.0040	0.0050	0.0065	0.0065	0.0070	0.0080		
Spring steels	≤ 38	≤ 354	25			0.0030	0.0040	0.0050	0.0050	0.0055	0.0065		
Hardened steels	≤ 48 ≤ 66	≤ 460 -											
Stainless steels, sulphured austenitic martensitic	≤ 28 ≤ 36 ≤ 46	≤ 273 ≤ 337 ≤ 435	45 30 35			0.0050 0.0040 0.0040	0.0065 0.0050 0.0050	0.0080 0.0065 0.0065	0.0080 0.0065 0.0065	0.0090 0.0070 0.0070	0.0100 0.0080 0.0080		
Cast iron	≤ 23 ≤ 38	≤ 242 ≤ 354	115 90			0.0080 0.0080	0.0100 0.0100	0.0125 0.0125	0.0125 0.0125	0.0140 0.0140	0.0160 0.0160		
Spheroidal graphite iron and malleable cast iron	≤ 23 ≤ 38	≤ 242 ≤ 354	95 70			0.0080 0.0080	0.0100 0.0100	0.0125 0.0125	0.0125 0.0125	0.0140 0.0140	0.0160 0.0160		
Chilled cast iron	≤ 38	≤ 354	25			0.0040	0.0050	0.0065	0.0065	0.0070	0.0080		
New cast materials GGV	≤ 20 ≤ 32	≤ 220 ≤ 301											
New cast materials ADI	≤ 32 ≤ 43	≤ 301 ≤ 402											
Special alloys	≤ 54	≤ 549											
Ti and Ti-alloys	≤ 25 ≤ 43	≤ 255 ≤ 402											
Aluminium and Al-alloys	-	≤ 120											
Al wrought alloys	-	≤ 200											
Al cast alloys ≤ 10 % Si ≤ 24 % Si	- -	≤ 180 ≤ 180											
Magnesium alloys	-	≤ 120											
Copper, low-alloyed	-	≤ 150	115			0.0065	0.0080	0.0100	0.0100	0.0110	0.0125		
Brass, short-chipping long-chipping	- -	≤ 180 ≤ 180	145			0.0065	0.0080	0.0100	0.0100	0.0110	0.0125		
Bronze, short-chipping	- ≤ 25	≤ 180 ≤ 255	115 95			0.0050 0.0050	0.0065 0.0065	0.0080 0.0080	0.0080 0.0080	0.0090 0.0090	0.0100 0.0100		
Bronze, long-chipping	≤ 25 ≤ 32	≤ 255 ≤ 301	90 70			0.0050 0.0050	0.0065 0.0065	0.0080 0.0080	0.0080 0.0080	0.0090 0.0090	0.0100 0.0100		
Duroplastics Thermoplastics Reinforced plastics - Kevlar Reinforced plastics - GFK / CFK			55			0.0050	0.0065	0.0080	0.0080	0.0090	0.0100		

Series # 381

Material group	Hardness HRC	Hardness BHN	SFM	Feed Rate - IPR .5 mm	1.0 mm	2.0 mm	2.5 mm	3.15 mm	4.0 mm	5.0 mm	6.3 mm	8 mm
Common structural steels	- ≤ 32	≤ 150 ≤ 301	115 100	0.0003 0.0003	0.0006 0.0006	0.0016 0.0016	0.0020 0.0020	0.0025 0.0025	0.0031 0.0031	0.0031 0.0031	0.0039 0.0039	0.0049 0.0049
Free-cutting steels	≤ 25 ≤ 32	≤ 255 ≤ 301	115 115	0.0003 0.0003	0.0006 0.0006	0.0016 0.0016	0.0020 0.0020	0.0025 0.0025	0.0031 0.0031	0.0031 0.0031	0.0039 0.0039	0.0049 0.0049
Unalloyed heat-treatable steels	≤ 20 ≤ 25 ≤ 32	≤ 220 ≤ 255 ≤ 301	100 80 70	0.0003 0.0003 0.0003	0.0006 0.0006 0.0005	0.0016 0.0016 0.0013	0.0020 0.0020 0.0016	0.0025 0.0025 0.0020	0.0031 0.0031 0.0025	0.0031 0.0031 0.0025	0.0039 0.0039 0.0031	0.0049 0.0049 0.0039
Alloyed heat-treatable steels	≤ 32 ≤ 43	≤ 301 ≤ 402	55 35	0.0003 0.0003	0.0006 0.0005	0.0016 0.0013	0.0020 0.0016	0.0025 0.0020	0.0031 0.0025	0.0031 0.0025	0.0039 0.0031	0.0049 0.0039
Unalloyed case hardened steels	≤ 25	≤ 255	100	0.0004	0.0006	0.0020	0.0025	0.0031	0.0039	0.0039	0.0049	0.0063
Alloyed case hardened steels	≤ 32 ≤ 43	≤ 301 ≤ 402	60 35	0.0003 0.0003	0.0006 0.0005	0.0016 0.0013	0.0020 0.0016	0.0025 0.0020	0.0031 0.0025	0.0031 0.0025	0.0039 0.0031	0.0049 0.0039
Nitriding steels	≤ 32 ≤ 43	≤ 301 ≤ 402	45 35	0.0003 0.0003	0.0006 0.0005	0.0016 0.0013	0.0020 0.0016	0.0025 0.0020	0.0031 0.0025	0.0031 0.0025	0.0039 0.0031	0.0049 0.0039
Tool steels	≤ 25 ≤ 43	≤ 255 ≤ 402	45 25	0.0003 0.0003	0.0005 0.0005	0.0013 0.0013	0.0016 0.0016	0.0020 0.0020	0.0025 0.0025	0.0025 0.0025	0.0031 0.0031	0.0039 0.0039
High speed steels	≤ 43	≤ 402	25	0.0003	0.0005	0.0013	0.0016	0.0020	0.0025	0.0025	0.0031	0.0039
Spring steels	≤ 38	≤ 354	25	0.0002	0.0003	0.0010	0.0013	0.0016	0.0020	0.0020	0.0025	0.0031
Hardened steels	≤ 48 ≤ 66	≤ 460 -										
Stainless steels, sulphured austenitic martensitic	≤ 28 ≤ 36 ≤ 46	≤ 273 ≤ 337 ≤ 435	50 35 25	0.0003 0.0003 0.0003	0.0005 0.0005 0.0005	0.0013 0.0013 0.0013	0.0016 0.0016 0.0016	0.0020 0.0020 0.0020	0.0025 0.0025 0.0025	0.0025 0.0025 0.0025	0.0031 0.0031 0.0031	0.0039 0.0039 0.0039
Cast iron	≤ 23 ≤ 38	≤ 242 ≤ 354	80 80	0.0005 0.0004	0.0007 0.0006	0.0025 0.0020	0.0031 0.0025	0.0039 0.0031	0.0049 0.0039	0.0049 0.0039	0.0063 0.0049	0.0079 0.0063
Spheroidal graphite iron and malleable cast iron	≤ 23 ≤ 38	≤ 242 ≤ 354	100 80	0.0005 0.0004	0.0007 0.0006	0.0025 0.0020	0.0031 0.0025	0.0039 0.0031	0.0049 0.0039	0.0049 0.0039	0.0063 0.0049	0.0079 0.0063
Chilled cast iron	≤ 38	≤ 354										
New cast materials GGV	≤ 20 ≤ 32	≤ 220 ≤ 301										
New cast materials ADI	≤ 32 ≤ 43	≤ 301 ≤ 402										
Special alloys	≤ 54	≤ 549	20	0.0002	0.0002	0.0008	0.0010	0.0013	0.0016	0.0016	0.0020	0.0025
Ti and Ti-alloys	≤ 25 ≤ 43	≤ 255 ≤ 402	20 15	0.0002 0.0002	0.0003 0.0003	0.0010 0.0010	0.0013 0.0013	0.0016 0.0016	0.0020 0.0020	0.0020 0.0020	0.0025 0.0025	0.0031 0.0031
Aluminium and Al-alloys	-	≤ 120	260	0.0006	0.0008	0.0031	0.0039	0.0049	0.0063	0.0063	0.0079	0.0098
Al wrought alloys	-	≤ 200	260	0.0006	0.0008	0.0031	0.0039	0.0049	0.0063	0.0063	0.0079	0.0098
Al cast alloys ≤ 10 % Si ≤ 24 % Si	- -	≤ 180 ≤ 180	165 165	0.0005 0.0005	0.0007 0.0007	0.0025 0.0025	0.0031 0.0031	0.0039 0.0039	0.0049 0.0049	0.0049 0.0049	0.0063 0.0063	0.0079 0.0079
Magnesium alloys	-	≤ 120	230	0.0005	0.0007	0.0025	0.0031	0.0039	0.0049	0.0049	0.0063	0.0079
Copper, low-alloyed	-	≤ 150	195	0.0004	0.0006	0.0020	0.0025	0.0031	0.0039	0.0039	0.0049	0.0063
Brass, short-chipping long-chipping	- -	≤ 180 ≤ 180	230 150	0.0004 0.0004	0.0006 0.0006	0.0020 0.0020	0.0025 0.0025	0.0031 0.0031	0.0039 0.0039	0.0039 0.0039	0.0049 0.0049	0.0063 0.0063
Bronze, short-chipping	- ≤ 25	≤ 180 ≤ 255	115 100	0.0003 0.0003	0.0006 0.0006	0.0016 0.0016	0.0020 0.0020	0.0025 0.0025	0.0031 0.0031	0.0031 0.0031	0.0039 0.0039	0.0049 0.0049
Bronze, long-chipping	≤ 25 ≤ 32	≤ 255 ≤ 301	65 60	0.0003 0.0003	0.0006 0.0006	0.0016 0.0016	0.0020 0.0020	0.0025 0.0025	0.0031 0.0031	0.0031 0.0031	0.0039 0.0039	0.0049 0.0049
Duroplastics Thermoplastics Reinforced plastics - Kevlar Reinforced plastics - GFK / CFK			65 100	0.0003 0.0004	0.0006 0.0006	0.0016 0.0020	0.0020 0.0025	0.0025 0.0031	0.0031 0.0039	0.0031 0.0039	0.0039 0.0049	0.0049 0.0063

Series # 390

Material group	Hardness HRC	Hardness BHN	SFM	Feed Rate - IPR 1/16 in. 1.590 mm	1/8 in. 3.170 mm	1/4 in. 6.350 mm	3/8 in. 9.520 mm	1/2 in. 12.700 mm	5/8 in. 15.870 mm	3/4 in. 19.050 mm	1 in. 25.400 mm	1 1/4 in. 31.750 mm	1 1/2 in. 38.100 mm
Common structural steels	-	≤ 150	130		0.0050	0.0080	0.0100	0.0125	0.0125				
	≤ 32	≤ 301	95		0.0040	0.0065	0.0080	0.0100	0.0100				
Free-cutting steels	≤ 25	≤ 255	130		0.0050	0.0080	0.0100	0.0125	0.0125				
	≤ 32	≤ 301	95		0.0040	0.0065	0.0080	0.0100	0.0100				
Unalloyed heat-treatable steels	≤ 20	≤ 220	130		0.0040	0.0065	0.0080	0.0100	0.0100				
	≤ 25	≤ 255	95		0.0040	0.0065	0.0080	0.0100	0.0100				
	≤ 32	≤ 301	70		0.0030	0.0050	0.0065	0.0080	0.0080				
Alloyed heat-treatable steels	≤ 32	≤ 301	65		0.0030	0.0050	0.0065	0.0080	0.0080				
	≤ 43	≤ 402	45		0.0025	0.0040	0.0050	0.0065	0.0065				
Unalloyed case hardened steels	≤ 25	≤ 255	130		0.0050	0.0080	0.0100	0.0125	0.0125				
Alloyed case hardened steels	≤ 32	≤ 301	55		0.0030	0.0050	0.0065	0.0080	0.0080				
	≤ 43	≤ 402	35		0.0025	0.0040	0.0050	0.0065	0.0065				
Nitriding steels	≤ 32	≤ 301	45		0.0030	0.0050	0.0065	0.0080	0.0080				
	≤ 43	≤ 402	30		0.0025	0.0040	0.0050	0.0065	0.0065				
Tool steels	≤ 25	≤ 255	65		0.0030	0.0050	0.0065	0.0080	0.0080				
	≤ 43	≤ 402	30		0.0025	0.0040	0.0050	0.0065	0.0065				
High speed steels	≤ 43	≤ 402	30		0.0025	0.0040	0.0050	0.0065	0.0065				
Spring steels	≤ 38	≤ 354	20		0.0020	0.0030	0.0040	0.0050	0.0050				
Hardened steels	≤ 48	≤ 460	10		0.0020	0.0030	0.0040	0.0050	0.0050				
	≤ 66	-	•										
Stainless steels, sulphured	≤ 28	≤ 273	45		0.0030	0.0050	0.0065	0.0080	0.0080				
austenitic	≤ 36	≤ 337	30		0.0025	0.0040	0.0050	0.0065	0.0065				
martensitic	≤ 46	≤ 435	35		0.0025	0.0040	0.0050	0.0065	0.0065				
Cast iron	≤ 23	≤ 242	130		0.0050	0.0080	0.0100	0.0125	0.0125				
	≤ 38	≤ 354	95		0.0050	0.0080	0.0100	0.0125	0.0125				
Spheroidal graphite iron and	≤ 23	≤ 242	110		0.0050	0.0080	0.0100	0.0125	0.0125				
malleable cast iron	≤ 38	≤ 354	80		0.0050	0.0080	0.0100	0.0125	0.0125				
Chilled cast iron	≤ 38	≤ 354	20		0.0025	0.0040	0.0050	0.0065	0.0065				
New cast materials GGV	≤ 20	≤ 220											
	≤ 32	≤ 301											
New cast materials ADI	≤ 32	≤ 301											
	≤ 43	≤ 402											
Special alloys	≤ 54	≤ 549	15		0.0015	0.0025	0.0030	0.0040	0.0040				
Ti and Ti-alloys	≤ 25	≤ 255	30		0.0020	0.0030	0.0040	0.0050	0.0050				
	≤ 43	≤ 402	15		0.0020	0.0030	0.0040	0.0050	0.0050				
Aluminium and Al-alloys	-	≤ 120											
Al wrought alloys	-	≤ 200											
Al cast alloys ≤ 10 % Si	-	≤ 180	245		0.0065	0.0100	0.0125	0.0160	0.0160				
≤ 24 % Si	-	≤ 180	195		0.0050	0.0080	0.0100	0.0125	0.0125				
Magnesium alloys	-	≤ 120											
Copper, low-alloyed	-	≤ 150	130		0.0040	0.0065	0.0080	0.0100	0.0100				
Brass, short-chipping	-	≤ 180											
long-chipping	-	≤ 180	160		0.0040	0.0065	0.0080	0.0100	0.0100				
Bronze, short-chipping	-	≤ 180											
	≤ 25	≤ 255	110		0.0030	0.0050	0.0065	0.0080	0.0080				
Bronze, long-chipping	≤ 25	≤ 255	95		0.0030	0.0050	0.0065	0.0080	0.0080				
	≤ 32	≤ 301	80		0.0030	0.0050	0.0065	0.0080	0.0080				
Duroplastics Thermoplastics Reinforced plastics - Kevlar Reinforced plastics - GFK / CFK			95		0.0040	0.0065	0.0080	0.0100	0.0100				

Series # 501

Material group	Hardness HRC	Hardness BHN	SFM	Feed Rate - IPR 1/16 in. 1.590 mm	1/8 in. 3.170 mm	1/4 in. 6.350 mm	3/8 in. 9.520 mm	1/2 in. 12.700 mm	5/8 in. 15.870 mm	3/4 in. 19.050 mm	1 in. 25.400 mm	1 1/4 in. 31.750 mm	1 1/2 in. 38.100 mm
Common structural steels	-	≤ 150											
	≤ 32	≤ 301											
Free-cutting steels	≤ 25	≤ 255											
	≤ 32	≤ 301											
Unalloyed heat-treatable steels	≤ 20	≤ 220											
	≤ 25	≤ 255											
	≤ 32	≤ 301											
Alloyed heat-treatable steels	≤ 32	≤ 301											
	≤ 43	≤ 402											
Unalloyed case hardened steels	≤ 25	≤ 255											
Alloyed case hardened steels	≤ 32	≤ 301											
	≤ 43	≤ 402											
Nitriding steels	≤ 32	≤ 301											
	≤ 43	≤ 402											
Tool steels	≤ 25	≤ 255											
	≤ 43	≤ 402											
High speed steels	≤ 43	≤ 402											
Spring steels	≤ 38	≤ 354											
Hardened steels	≤ 48	≤ 460											
	≤ 66	-											
Stainless steels, sulphured	≤ 28	≤ 273											
austenitic	≤ 36	≤ 337											
martensitic	≤ 46	≤ 435											
Cast iron	≤ 23	≤ 242											
	≤ 38	≤ 354											
Spheroidal graphite iron and	≤ 23	≤ 242											
malleable cast iron	≤ 38	≤ 354											
Chilled cast iron	≤ 38	≤ 354											
New cast materials GGV	≤ 20	≤ 220											
	≤ 32	≤ 301											
New cast materials ADI	≤ 32	≤ 301											
	≤ 43	≤ 402											
Special alloys	≤ 54	≤ 549											
Ti and Ti-alloys	≤ 25	≤ 255											
	≤ 43	≤ 402											
Aluminium and Al-alloys	-	≤ 120	225	0.0020	0.0065	0.0100	0.0125	0.0160	0.0160				
Al wrought alloys	-	≤ 200	225	0.0020	0.0065	0.0100	0.0125	0.0160	0.0160				
Al cast alloys ≤ 10 % Si	-	≤ 180											
≤ 24 % Si	-	≤ 180											
Magnesium alloys	-	≤ 120	225	0.0017	0.0050	0.0080	0.0100	0.0125	0.0125				
Copper, low-alloyed	-	≤ 150	130	0.0020	0.0065	0.0100	0.0125	0.0160	0.0160				
Brass, short-chipping	-	≤ 180											
long-chipping	-	≤ 180											
Bronze, short-chipping	-	≤ 180											
	≤ 25	≤ 255											
Bronze, long-chipping	≤ 25	≤ 255											
	≤ 32	≤ 301											
Duroplastics Thermoplastics Reinforced plastics - Kevlar Reinforced plastics - GFK / CFK			70	0.0015	0.0040	0.0065	0.0080	0.0100	0.0100				

Series # 502

Material group	Hardness HRC	Hardness BHN	SFM	Feed Rate - IPR 1/16 in. 1.590 mm	1/8 in. 3.170 mm	1/4 in. 6.350 mm	3/8 in. 9.520 mm	1/2 in. 12.700 mm	5/8 in. 15.870 mm	3/4 in. 19.050 mm	1 in. 25.400 mm	1 1/4 in. 31.750 mm	1 1/2 in. 38.100 mm
Common structural steels	- ≤ 32	≤ 150 ≤ 301	70 55	0.0015 0.0012	0.0040 0.0030	0.0065 0.0050	0.0080 0.0065	0.0100 0.0080					
Free-cutting steels	≤ 25 ≤ 32	≤ 255 ≤ 301	70 55	0.0015 0.0012	0.0040 0.0030	0.0065 0.0050	0.0080 0.0065	0.0100 0.0080					
Unalloyed heat-treatable steels	≤ 20 ≤ 25 ≤ 32	≤ 220 ≤ 255 ≤ 301	70 55	0.0012 0.0012	0.0030 0.0030	0.0050 0.0050	0.0065 0.0065	0.0080 0.0080					
Alloyed heat-treatable steels	≤ 32 ≤ 43	≤ 301 ≤ 402	35	0.0010	0.0025	0.0040	0.0050	0.0065					
Unalloyed case hardened steels	≤ 25	≤ 255	70	0.0015	0.0040	0.0065	0.0080	0.0100					
Alloyed case hardened steels	≤ 32 ≤ 43	≤ 301 ≤ 402	30	0.0010	0.0025	0.0040	0.0050	0.0065					
Nitriding steels	≤ 32 ≤ 43	≤ 301 ≤ 402	25	0.0010	0.0025	0.0040	0.0050	0.0065					
Tool steels	≤ 25 ≤ 43	≤ 255 ≤ 402	35 15	0.0010 0.0007	0.0025 0.0020	0.0040 0.0030	0.0050 0.0040	0.0065 0.0050					
High speed steels	≤ 43	≤ 402	15	0.0007	0.0020	0.0030	0.0040	0.0050					
Spring steels	≤ 38	≤ 354											
Hardened steels	≤ 48 ≤ 66	≤ 460 -											
Stainless steels, sulphured austenitic martensitic	≤ 28 ≤ 36 ≤ 46	≤ 273 ≤ 337 ≤ 435	25	0.0010	0.0025	0.0040	0.0050	0.0065					
Cast iron	≤ 23 ≤ 38	≤ 242 ≤ 354	70 55	0.0015 0.0015	0.0040 0.0040	0.0065 0.0065	0.0080 0.0080	0.0100 0.0100					
Spheroidal graphite iron and malleable cast iron	≤ 23 ≤ 38	≤ 242 ≤ 354	65 45	0.0015 0.0015	0.0040 0.0040	0.0065 0.0065	0.0080 0.0080	0.0100 0.0100					
Chilled cast iron	≤ 38	≤ 354											
New cast materials GGV	≤ 20 ≤ 32	≤ 220 ≤ 301											
New cast materials ADI	≤ 32 ≤ 43	≤ 301 ≤ 402											
Special alloys	≤ 54	≤ 549											
Ti and Ti-alloys	≤ 25 ≤ 43	≤ 255 ≤ 402											
Aluminium and Al-alloys	-	≤ 120											
Al wrought alloys	-	≤ 200											
Al cast alloys ≤ 10 % Si ≤ 24 % Si	- -	≤ 180 ≤ 180	145 115	0.0017 0.0015	0.0050 0.0040	0.0080 0.0065	0.0100 0.0080	0.0125 0.0100					
Magnesium alloys	-	≤ 120	180	0.0015	0.0040	0.0065	0.0080	0.0100					
Copper, low-alloyed	-	≤ 150	70	0.0012	0.0030	0.0050	0.0065	0.0080					
Brass, short-chipping long-chipping	- -	≤ 180 ≤ 180	90	0.0012	0.0030	0.0050	0.0065	0.0080					
Bronze, short-chipping	- ≤ 25	≤ 180 ≤ 255	70 65	0.0010 0.0010	0.0025 0.0025	0.0040 0.0040	0.0050 0.0050	0.0065 0.0065					
Bronze, long-chipping	≤ 25 ≤ 32	≤ 255 ≤ 301	55	0.0010	0.0025	0.0040	0.0050	0.0065					
Duroplastics Thermoplastics Reinforced plastics - Kevlar Reinforced plastics - GFK / CFK			35 55	0.0010 0.0012	0.0025 0.0030	0.0040 0.0050	0.0050 0.0065	0.0065 0.0080					

Series # 503

Material group	Hardness HRC	Hardness BHN	SFM	Feed Rate - IPR 1/16 in. 1.590 mm	1/8 in. 3.170 mm	1/4 in. 6.350 mm	3/8 in. 9.520 mm	1/2 in. 12.700 mm	5/8 in. 15.870 mm	3/4 in. 19.050 mm	1 in. 25.400 mm	1 1/4 in. 31.750 mm	1 1/2 in. 38.100 mm
Common structural steels	- ≤ 32	≤ 150 ≤ 301	70 55	0.0015 0.0012	0.0040 0.0030	0.0065 0.0050	0.0080 0.0065	0.0100 0.0080	0.0100 0.0080				
Free-cutting steels	≤ 25 ≤ 32	≤ 255 ≤ 301	70 55	0.0015 0.0012	0.0040 0.0030	0.0065 0.0050	0.0080 0.0065	0.0100 0.0080	0.0100 0.0080				
Unalloyed heat-treatable steels	≤ 20 ≤ 25 ≤ 32	≤ 220 ≤ 255 ≤ 301	70 55	0.0012 0.0012	0.0030 0.0030	0.0050 0.0050	0.0065 0.0065	0.0080 0.0080	0.0080 0.0080				
Alloyed heat-treatable steels	≤ 32 ≤ 43	≤ 301 ≤ 402	35	0.0010	0.0025	0.0040	0.0050	0.0065	0.0065				
Unalloyed case hardened steels	≤ 25	≤ 255	70	0.0015	0.0040	0.0065	0.0080	0.0100	0.0100				
Alloyed case hardened steels	≤ 32 ≤ 43	≤ 301 ≤ 402	30	0.0010	0.0025	0.0040	0.0050	0.0065	0.0065				
Nitriding steels	≤ 32 ≤ 43	≤ 301 ≤ 402	25	0.0010	0.0025	0.0040	0.0050	0.0065	0.0065				
Tool steels	≤ 25 ≤ 43	≤ 255 ≤ 402	35 15	0.0010 0.0007	0.0025 0.0020	0.0040 0.0030	0.0050 0.0040	0.0065 0.0050	0.0065 0.0050				
High speed steels	≤ 43	≤ 402	15	0.0007	0.0020	0.0030	0.0040	0.0050	0.0050				
Spring steels	≤ 38	≤ 354											
Hardened steels	≤ 48 ≤ 66	≤ 460 -											
Stainless steels, sulphured austenitic martensitic	≤ 28 ≤ 36 ≤ 46	≤ 273 ≤ 337 ≤ 435	25	0.0010	0.0025	0.0040	0.0050	0.0065	0.0065				
Cast iron	≤ 23 ≤ 38	≤ 242 ≤ 354	70 55	0.0015 0.0015	0.0040 0.0040	0.0065 0.0065	0.0080 0.0080	0.0100 0.0100	0.0100 0.0100				
Spheroidal graphite iron and malleable cast iron	≤ 23 ≤ 38	≤ 242 ≤ 354	65 45	0.0015 0.0015	0.0040 0.0040	0.0065 0.0065	0.0080 0.0080	0.0100 0.0100	0.0100 0.0100				
Chilled cast iron	≤ 38	≤ 354											
New cast materials GGV	≤ 20 ≤ 32	≤ 220 ≤ 301											
New cast materials ADI	≤ 32 ≤ 43	≤ 301 ≤ 402											
Special alloys	≤ 54	≤ 549											
Ti and Ti-alloys	≤ 25 ≤ 43	≤ 255 ≤ 402											
Aluminium and Al-alloys	-	≤ 120											
Al wrought alloys	-	≤ 200											
Al cast alloys ≤ 10 % Si ≤ 24 % Si	- -	≤ 180 ≤ 180	145 115	0.0017 0.0015	0.0050 0.0040	0.0080 0.0065	0.0100 0.0080	0.0125 0.0100	0.0125 0.0100				
Magnesium alloys	-	≤ 120	180	0.0015	0.0040	0.0065	0.0080	0.0100	0.0100				
Copper, low-alloyed	-	≤ 150	70	0.0012	0.0030	0.0050	0.0065	0.0080	0.0080				
Brass, short-chipping long-chipping	- -	≤ 180 ≤ 180	90	0.0012	0.0030	0.0050	0.0065	0.0080	0.0080				
Bronze, short-chipping	- ≤ 25	≤ 180 ≤ 255	70 65	0.0010 0.0010	0.0025 0.0025	0.0040 0.0040	0.0050 0.0050	0.0065 0.0065	0.0065 0.0065				
Bronze, long-chipping	≤ 25 ≤ 32	≤ 255 ≤ 301	55	0.0010	0.0025	0.0040	0.0050	0.0065	0.0065				
Duroplastics Thermoplastics Reinforced plastics - Kevlar Reinforced plastics - GFK / CFK			35 55	0.0010 0.0012	0.0025 0.0030	0.0040 0.0050	0.0050 0.0065	0.0065 0.0080	0.0065 0.0080				

Series # 504

Material group	Hardness HRC	Hardness BHN	SFM	Feed Rate - IPR 1/16 in. 1.590 mm	1/8 in. 3.170 mm	1/4 in. 6.350 mm	3/8 in. 9.520 mm	1/2 in. 12.700 mm	5/8 in. 15.870 mm	3/4 in. 19.050 mm	1 in. 25.400 mm	1 1/4 in. 31.750 mm	1 1/2 in. 38.100 mm
Common structural steels	- ≤ 32	≤ 150 ≤ 301	70 55		0.0040 0.0030	0.0065 0.0050	0.0080 0.0065	0.0100 0.0080					
Free-cutting steels	≤ 25 ≤ 32	≤ 255 ≤ 301	70 55		0.0040 0.0030	0.0065 0.0050	0.0080 0.0065	0.0100 0.0080					
Unalloyed heat-treatable steels	≤ 20 ≤ 25 ≤ 32	≤ 220 ≤ 255 ≤ 301	70 55		0.0030 0.0030	0.0050 0.0050	0.0065 0.0065	0.0080 0.0080					
Alloyed heat-treatable steels	≤ 32 ≤ 43	≤ 301 ≤ 402	35		0.0025	0.0040	0.0050	0.0065					
Unalloyed case hardened steels	≤ 25	≤ 255	70		0.0040	0.0065	0.0080	0.0100					
Alloyed case hardened steels	≤ 32 ≤ 43	≤ 301 ≤ 402	30		0.0025	0.0040	0.0050	0.0065					
Nitriding steels	≤ 32 ≤ 43	≤ 301 ≤ 402	25		0.0025	0.0040	0.0050	0.0065					
Tool steels	≤ 25 ≤ 43	≤ 255 ≤ 402	35 15		0.0025 0.0020	0.0040 0.0030	0.0050 0.0040	0.0065 0.0050					
High speed steels	≤ 43	≤ 402	15		0.0020	0.0030	0.0040	0.0050					
Spring steels	≤ 38	≤ 354											
Hardened steels	≤ 48 ≤ 66	≤ 460 -											
Stainless steels, sulphured austenitic martensitic	≤ 28 ≤ 36 ≤ 46	≤ 273 ≤ 337 ≤ 435	25		0.0025	0.0040	0.0050	0.0065					
Cast iron	≤ 23 ≤ 38	≤ 242 ≤ 354	70 55		0.0040 0.0040	0.0065 0.0065	0.0080 0.0080	0.0100 0.0100					
Spheroidal graphite iron and malleable cast iron	≤ 23 ≤ 38	≤ 242 ≤ 354	65 45		0.0040 0.0040	0.0065 0.0065	0.0080 0.0080	0.0100 0.0100					
Chilled cast iron	≤ 38	≤ 354											
New cast materials GGV	≤ 20 ≤ 32	≤ 220 ≤ 301											
New cast materials ADI	≤ 32 ≤ 43	≤ 301 ≤ 402											
Special alloys	≤ 54	≤ 549											
Ti and Ti-alloys	≤ 25 ≤ 43	≤ 255 ≤ 402											
Aluminium and Al-alloys	-	≤ 120											
Al wrought alloys	-	≤ 200											
Al cast alloys ≤ 10 % Si ≤ 24 % Si	- -	≤ 180 ≤ 180	145 115		0.0050 0.0040	0.0080 0.0065	0.0100 0.0080	0.0125 0.0100					
Magnesium alloys	-	≤ 120	180		0.0040	0.0065	0.0080	0.0100					
Copper, low-alloyed	-	≤ 150	70		0.0030	0.0050	0.0065	0.0080					
Brass, short-chipping long-chipping	- -	≤ 180 ≤ 180	90		0.0030	0.0050	0.0065	0.0080					
Bronze, short-chipping	- ≤ 25	≤ 180 ≤ 255	70 65		0.0025 0.0025	0.0040 0.0040	0.0050 0.0050	0.0065 0.0065					
Bronze, long-chipping	≤ 25 ≤ 32	≤ 255 ≤ 301	55		0.0025	0.0040	0.0050	0.0065					
Duroplastics Thermoplastics Reinforced plastics - Kevlar Reinforced plastics - GFK / CFK			35 55		0.0025 0.0030	0.0040 0.0050	0.0050 0.0065	0.0065 0.0080					

Series # 515

Material group	Hardness HRC	Hardness BHN	SFM	Feed Rate - IPR 1/16 in. 1.590 mm	1/8 in. 3.170 mm	1/4 in. 6.350 mm	3/8 in. 9.520 mm	1/2 in. 12.700 mm	5/8 in. 15.870 mm	3/4 in. 19.050 mm	1 in. 25.400 mm	1 1/4 in. 31.750 mm	1 1/2 in. 38.100 mm
Common structural steels	- ≤ 32	≤ 150 ≤ 301	160 130	0.0017 0.0015	0.0050 0.0040	0.0080 0.0065	0.0100 0.0080	0.0125 0.0100	0.0125 0.0100				
Free-cutting steels	≤ 25 ≤ 32	≤ 255 ≤ 301	195 160	0.0017 0.0017	0.0050 0.0050	0.0080 0.0080	0.0100 0.0100	0.0125 0.0125	0.0125 0.0125				
Unalloyed heat-treatable steels	≤ 20 ≤ 25 ≤ 32	≤ 220 ≤ 255 ≤ 301	130 130 100	0.0017 0.0017 0.0015	0.0050 0.0050 0.0040	0.0080 0.0080 0.0065	0.0100 0.0100 0.0080	0.0125 0.0125 0.0100	0.0125 0.0125 0.0100				
Alloyed heat-treatable steels	≤ 32 ≤ 43	≤ 301 ≤ 402	100 100	0.0012 0.0012	0.0030 0.0030	0.0050 0.0050	0.0065 0.0065	0.0080 0.0080	0.0080 0.0080				
Unalloyed case hardened steels	≤ 25	≤ 255	130	0.0010	0.0025	0.0040	0.0050	0.0065	0.0065				
Alloyed case hardened steels	≤ 32 ≤ 43	≤ 301 ≤ 402	80 65	0.0012 0.0010	0.0030 0.0025	0.0050 0.0040	0.0065 0.0050	0.0080 0.0065	0.0080 0.0065				
Nitriding steels	≤ 32 ≤ 43	≤ 301 ≤ 402	65 65	0.0012 0.0010	0.0030 0.0025	0.0050 0.0040	0.0065 0.0050	0.0080 0.0065	0.0080 0.0065				
Tool steels	≤ 25 ≤ 43	≤ 255 ≤ 402	80 65	0.0012 0.0010	0.0030 0.0025	0.0050 0.0040	0.0065 0.0050	0.0080 0.0065	0.0080 0.0065				
High speed steels	≤ 43	≤ 402	65	0.0010	0.0025	0.0040	0.0050	0.0065	0.0065				
Spring steels	≤ 38	≤ 354	35	0.0007	0.0020	0.0030	0.0040	0.0050	0.0050				
Hardened steels	≤ 48 ≤ 66	≤ 460 -											
Stainless steels, sulphured austenitic martensitic	≤ 28 ≤ 36 ≤ 46	≤ 273 ≤ 337 ≤ 435	65 45 65	0.0012 0.0010 0.0010	0.0030 0.0025 0.0025	0.0050 0.0040 0.0040	0.0065 0.0050 0.0050	0.0080 0.0065 0.0065	0.0080 0.0065 0.0065				
Cast iron	≤ 23 ≤ 38	≤ 242 ≤ 354	145 115	0.0017 0.0017	0.0050 0.0050	0.0080 0.0080	0.0100 0.0100	0.0125 0.0125	0.0125 0.0125				
Spheroidal graphite iron and malleable cast iron	≤ 23 ≤ 38	≤ 242 ≤ 354	130 100	0.0017 0.0017	0.0050 0.0050	0.0080 0.0080	0.0100 0.0100	0.0125 0.0125	0.0125 0.0125				
Chilled cast iron	≤ 38	≤ 354											
New cast materials GGV	≤ 20 ≤ 32	≤ 220 ≤ 301											
New cast materials ADI	≤ 32 ≤ 43	≤ 301 ≤ 402											
Special alloys	≤ 54	≤ 549	40	0.0007	0.0020	0.0030	0.0040	0.0050	0.0050				
Ti and Ti-alloys	≤ 25 ≤ 43	≤ 255 ≤ 402											
Aluminium and Al-alloys	-	≤ 120											
Al wrought alloys	-	≤ 200											
Al cast alloys ≤ 10 % Si ≤ 24 % Si	- -	≤ 180 ≤ 180	295 260	0.0020 0.0017	0.0065 0.0050	0.0100 0.0080	0.0125 0.0100	0.0160 0.0125	0.0160 0.0125				
Magnesium alloys	-	≤ 120	260	0.0017	0.0050	0.0080	0.0100	0.0125	0.0125				
Copper, low-alloyed	-	≤ 150											
Brass, short-chipping long-chipping	- -	≤ 180 ≤ 180											
Bronze, short-chipping	- ≤ 25	≤ 180 ≤ 255											
Bronze, long-chipping	≤ 25 ≤ 32	≤ 255 ≤ 301											
Duroplastics Thermoplastics Reinforced plastics - Kevlar Reinforced plastics - GFK / CFK													

Series # 524

Material group	Hardness HRC	Hardness BHN	SFM	Feed Rate - IPR 1/16 in. 1.590 mm	1/8 in. 3.170 mm	1/4 in. 6.350 mm	3/8 in. 9.520 mm	1/2 in. 12.700 mm	5/8 in. 15.870 mm	3/4 in. 19.050 mm	1 in. 25.400 mm	1 1/4 in. 31.750 mm	1 1/2 in. 38.100 mm
Common structural steels	- ≤ 32	≤ 150 ≤ 301											
Free-cutting steels	≤ 25 ≤ 32	≤ 255 ≤ 301											
Unalloyed heat-treatable steels	≤ 20 ≤ 25 ≤ 32	≤ 220 ≤ 255 ≤ 301											
Alloyed heat-treatable steels	≤ 32 ≤ 43	≤ 301 ≤ 402											
Unalloyed case hardened steels	≤ 25	≤ 255											
Alloyed case hardened steels	≤ 32 ≤ 43	≤ 301 ≤ 402											
Nitriding steels	≤ 32 ≤ 43	≤ 301 ≤ 402											
Tool steels	≤ 25 ≤ 43	≤ 255 ≤ 402											
High speed steels	≤ 43	≤ 402											
Spring steels	≤ 38	≤ 354											
Hardened steels	≤ 48 ≤ 66	≤ 460 -											
Stainless steels, sulphured austenitic martensitic	≤ 28 ≤ 36 ≤ 46	≤ 273 ≤ 337 ≤ 435											
Cast iron	≤ 23 ≤ 38	≤ 242 ≤ 354											
Spheroidal graphite iron and malleable cast iron	≤ 23 ≤ 38	≤ 242 ≤ 354											
Chilled cast iron	≤ 38	≤ 354											
New cast materials GGV	≤ 20 ≤ 32	≤ 220 ≤ 301											
New cast materials ADI	≤ 32 ≤ 43	≤ 301 ≤ 402											
Special alloys	≤ 54	≤ 549											
Ti and Ti-alloys	≤ 25 ≤ 43	≤ 255 ≤ 402											
Aluminium and Al-alloys	-	≤ 120	180	0.0017	0.0050	0.0080	0.0100	0.0125					
Al wrought alloys	-	≤ 200	180	0.0017	0.0050	0.0080	0.0100	0.0125					
Al cast alloys ≤ 10 % Si ≤ 24 % Si	- -	≤ 180 ≤ 180											
Magnesium alloys	-	≤ 120	180	0.0015	0.0040	0.0065	0.0080	0.0100					
Copper, low-alloyed	-	≤ 150	105	0.0017	0.0050	0.0080	0.0100	0.0125					
Brass, short-chipping long-chipping	- -	≤ 180 ≤ 180											
Bronze, short-chipping	- ≤ 25	≤ 180 ≤ 255											
Bronze, long-chipping	≤ 25 ≤ 32	≤ 255 ≤ 301											
Duroplastics Thermoplastics Reinforced plastics - Kevlar Reinforced plastics - GFK / CFK			55	0.0012	0.0030	0.0050	0.0065	0.0080					

Series # 526

Material group	Hardness HRC	Hardness BHN	SFM	Feed Rate - IPR 1/16 in. 1.590 mm	1/8 in. 3.170 mm	1/4 in. 6.350 mm	3/8 in. 9.520 mm	1/2 in. 12.700 mm	5/8 in. 15.870 mm	3/4 in. 19.050 mm	1 in. 25.400 mm	1 1/4 in. 31.750 mm	1 1/2 in. 38.100 mm
Common structural steels	- ≤ 32	≤ 150 ≤ 301	70 55				0.0080 0.0065	0.0100 0.0080	0.0100 0.0080	0.0110 0.0090	0.0125 0.0100		
Free-cutting steels	≤ 25 ≤ 32	≤ 255 ≤ 301	70 55				0.0080 0.0065	0.0100 0.0080	0.0100 0.0080	0.0110 0.0090	0.0125 0.0100		
Unalloyed heat-treatable steels	≤ 20 ≤ 25 ≤ 32	≤ 220 ≤ 255 ≤ 301	70 55				0.0065 0.0065	0.0080 0.0080	0.0080 0.0080	0.0090 0.0090	0.0100 0.0100		
Alloyed heat-treatable steels	≤ 32 ≤ 43	≤ 301 ≤ 402	35				0.0050	0.0065	0.0065	0.0070	0.0080		
Unalloyed case hardened steels	≤ 25	≤ 255	70				0.0080	0.0100	0.0100	0.0110	0.0125		
Alloyed case hardened steels	≤ 32 ≤ 43	≤ 301 ≤ 402	30				0.0050	0.0065	0.0065	0.0070	0.0080		
Nitriding steels	≤ 32 ≤ 43	≤ 301 ≤ 402	25				0.0050	0.0065	0.0065	0.0070	0.0080		
Tool steels	≤ 25 ≤ 43	≤ 255 ≤ 402	35 15				0.0050 0.0040	0.0065 0.0050	0.0065 0.0050	0.0070 0.0055	0.0080 0.0065		
High speed steels	≤ 43	≤ 402	15				0.0040	0.0050	0.0050	0.0055	0.0065		
Spring steels	≤ 38	≤ 354											
Hardened steels	≤ 48 ≤ 66	≤ 460 -											
Stainless steels, sulphured austenitic martensitic	≤ 28 ≤ 36 ≤ 46	≤ 273 ≤ 337 ≤ 435	25				0.0050	0.0065	0.0065	0.0070	0.0080		
Cast iron	≤ 23 ≤ 38	≤ 242 ≤ 354	70 55				0.0080 0.0080	0.0100 0.0100	0.0100 0.0100	0.0110 0.0110	0.0125 0.0125		
Spheroidal graphite iron and malleable cast iron	≤ 23 ≤ 38	≤ 242 ≤ 354	65 45				0.0080 0.0080	0.0100 0.0100	0.0100 0.0100	0.0110 0.0110	0.0125 0.0125		
Chilled cast iron	≤ 38	≤ 354											
New cast materials GGV	≤ 20 ≤ 32	≤ 220 ≤ 301											
New cast materials ADI	≤ 32 ≤ 43	≤ 301 ≤ 402											
Special alloys	≤ 54	≤ 549											
Ti and Ti-alloys	≤ 25 ≤ 43	≤ 255 ≤ 402											
Aluminium and Al-alloys	-	≤ 120											
Al wrought alloys	-	≤ 200											
Al cast alloys ≤ 10 % Si ≤ 24 % Si	- -	≤ 180 ≤ 180	145 115				0.0100 0.0080	0.0125 0.0100	0.0125 0.0100	0.0140 0.0110	0.0160 0.0125		
Magnesium alloys	-	≤ 120	180				0.0080	0.0100	0.0100	0.0110	0.0125		
Copper, low-alloyed	-	≤ 150	70				0.0065	0.0080	0.0080	0.0090	0.0100		
Brass, short-chipping long-chipping	- -	≤ 180 ≤ 180	90				0.0065	0.0080	0.0080	0.0090	0.0100		
Bronze, short-chipping	- ≤ 25	≤ 180 ≤ 255	70 65				0.0050 0.0050	0.0065 0.0065	0.0065 0.0065	0.0070 0.0070	0.0080 0.0080		
Bronze, long-chipping	≤ 25 ≤ 32	≤ 255 ≤ 301	55				0.0050	0.0065	0.0065	0.0070	0.0080		
Duroplastics Thermoplastics Reinforced plastics - Kevlar Reinforced plastics - GFK / CFK			35 55				0.0050 0.0065	0.0065 0.0080	0.0065 0.0080	0.0070 0.0090	0.0080 0.0100		

Series # 527

Material group	Hardness HRC	Hardness BHN	SFM	Feed Rate - IPR 1/16 in. 1.590 mm	1/8 in. 3.170 mm	1/4 in. 6.350 mm	3/8 in. 9.520 mm	1/2 in. 12.700 mm	5/8 in. 15.870 mm	3/4 in. 19.050 mm	1 in. 25.400 mm	1 1/4 in. 31.750 mm	1 1/2 in. 38.100 mm
Common structural steels	- ≤ 32	≤ 150 ≤ 301	70 55				0.0080 0.0065	0.0100 0.0080	0.0100 0.0080	0.0110 0.0090	0.0125 0.0100		
Free-cutting steels	≤ 25 ≤ 32	≤ 255 ≤ 301	70 55				0.0080 0.0065	0.0100 0.0080	0.0100 0.0080	0.0110 0.0090	0.0125 0.0100		
Unalloyed heat-treatable steels	≤ 20 ≤ 25 ≤ 32	≤ 220 ≤ 255 ≤ 301	70 55				0.0065 0.0065	0.0080 0.0080	0.0080 0.0080	0.0090 0.0090	0.0100 0.0100		
Alloyed heat-treatable steels	≤ 32 ≤ 43	≤ 301 ≤ 402	35				0.0050	0.0065	0.0065	0.0070	0.0080		
Unalloyed case hardened steels	≤ 25	≤ 255	70				0.0080	0.0100	0.0100	0.0110	0.0125		
Alloyed case hardened steels	≤ 32 ≤ 43	≤ 301 ≤ 402	30				0.0050	0.0065	0.0065	0.0070	0.0080		
Nitriding steels	≤ 32 ≤ 43	≤ 301 ≤ 402	25				0.0050	0.0065	0.0065	0.0070	0.0080		
Tool steels	≤ 25 ≤ 43	≤ 255 ≤ 402	35 15				0.0050 0.0040	0.0065 0.0050	0.0065 0.0050	0.0070 0.0055	0.0080 0.0065		
High speed steels	≤ 43	≤ 402	15				0.0040	0.0050	0.0050	0.0055	0.0065		
Spring steels	≤ 38	≤ 354											
Hardened steels	≤ 48 ≤ 66	≤ 460 -											
Stainless steels, sulphured austenitic martensitic	≤ 28 ≤ 36 ≤ 46	≤ 273 ≤ 337 ≤ 435	25				0.0050	0.0065	0.0065	0.0070	0.0080		
Cast iron	≤ 23 ≤ 38	≤ 242 ≤ 354	70 55				0.0080 0.0080	0.0100 0.0100	0.0100 0.0100	0.0110 0.0110	0.0125 0.0125		
Spheroidal graphite iron and malleable cast iron	≤ 23 ≤ 38	≤ 242 ≤ 354	65 45				0.0080 0.0080	0.0100 0.0100	0.0100 0.0100	0.0110 0.0110	0.0125 0.0125		
Chilled cast iron	≤ 38	≤ 354											
New cast materials GGV	≤ 20 ≤ 32	≤ 220 ≤ 301											
New cast materials ADI	≤ 32 ≤ 43	≤ 301 ≤ 402											
Special alloys	≤ 54	≤ 549											
Ti and Ti-alloys	≤ 25 ≤ 43	≤ 255 ≤ 402											
Aluminium and Al-alloys	-	≤ 120											
Al wrought alloys	-	≤ 200											
Al cast alloys ≤ 10 % Si ≤ 24 % Si	- -	≤ 180 ≤ 180	145 115				0.0100 0.0080	0.0125 0.0100	0.0125 0.0100	0.0140 0.0110	0.0160 0.0125		
Magnesium alloys	-	≤ 120	180				0.0080	0.0100	0.0100	0.0110	0.0125		
Copper, low-alloyed	-	≤ 150	70				0.0065	0.0080	0.0080	0.0090	0.0100		
Brass, short-chipping long-chipping	- -	≤ 180 ≤ 180	90				0.0065	0.0080	0.0080	0.0090	0.0100		
Bronze, short-chipping	- ≤ 25	≤ 180 ≤ 255	70 65				0.0050 0.0050	0.0065 0.0065	0.0065 0.0065	0.0070 0.0070	0.0080 0.0080		
Bronze, long-chipping	≤ 25 ≤ 32	≤ 255 ≤ 301	55				0.0050	0.0065	0.0065	0.0070	0.0080		
Duroplastics Thermoplastics Reinforced plastics - Kevlar Reinforced plastics - GFK / CFK			35 55				0.0050 0.0065	0.0065 0.0080	0.0065 0.0080	0.0070 0.0090	0.0080 0.0100		

Series # 530

Material group	Hardness HRC	Hardness BHN	SFM	Feed Rate - IPR 1/16 in. 1.590 mm	1/8 in. 3.170 mm	1/4 in. 6.350 mm	3/8 in. 9.520 mm	1/2 in. 12.700 mm	5/8 in. 15.870 mm	3/4 in. 19.050 mm	1 in. 25.400 mm	1 1/4 in. 31.750 mm	1 1/2 in. 38.100 mm
Common structural steels	- ≤ 32	≤ 150 ≤ 301	160 130	0.0017 0.0015	0.0050 0.0040	0.0080 0.0065	0.0100 0.0080	0.0125 0.0100	0.0125 0.0100				
Free-cutting steels	≤ 25 ≤ 32	≤ 255 ≤ 301	195 160	0.0017 0.0017	0.0050 0.0050	0.0080 0.0080	0.0100 0.0100	0.0125 0.0125	0.0125 0.0125				
Unalloyed heat-treatable steels	≤ 20 ≤ 25 ≤ 32	≤ 220 ≤ 255 ≤ 301	130 130 100	0.0017 0.0017 0.0015	0.0050 0.0050 0.0040	0.0080 0.0080 0.0065	0.0100 0.0100 0.0080	0.0125 0.0125 0.0100	0.0125 0.0125 0.0100				
Alloyed heat-treatable steels	≤ 32 ≤ 43	≤ 301 ≤ 402	100 100	0.0012 0.0012	0.0030 0.0030	0.0050 0.0050	0.0065 0.0065	0.0080 0.0080	0.0080 0.0080				
Unalloyed case hardened steels	≤ 25	≤ 255	130	0.0010	0.0025	0.0040	0.0050	0.0065	0.0065				
Alloyed case hardened steels	≤ 32 ≤ 43	≤ 301 ≤ 402	80 65	0.0012 0.0010	0.0030 0.0025	0.0050 0.0040	0.0065 0.0050	0.0080 0.0065	0.0080 0.0065				
Nitriding steels	≤ 32 ≤ 43	≤ 301 ≤ 402	65 65	0.0012 0.0010	0.0030 0.0025	0.0050 0.0040	0.0065 0.0050	0.0080 0.0065	0.0080 0.0065				
Tool steels	≤ 25 ≤ 43	≤ 255 ≤ 402	80 65	0.0012 0.0010	0.0030 0.0025	0.0050 0.0040	0.0065 0.0050	0.0080 0.0065	0.0080 0.0065				
High speed steels	≤ 43	≤ 402	65	0.0010	0.0025	0.0040	0.0050	0.0065	0.0065				
Spring steels	≤ 38	≤ 354	35	0.0007	0.0020	0.0030	0.0040	0.0050	0.0050				
Hardened steels	≤ 48 ≤ 66	≤ 460 -											
Stainless steels, sulphured austenitic martensitic	≤ 28 ≤ 36 ≤ 46	≤ 273 ≤ 337 ≤ 435	65 45 65	0.0012 0.0010 0.0010	0.0030 0.0025 0.0025	0.0050 0.0040 0.0040	0.0065 0.0050 0.0050	0.0080 0.0065 0.0065	0.0080 0.0065 0.0065				
Cast iron	≤ 23 ≤ 38	≤ 242 ≤ 354	145 115	0.0017 0.0017	0.0050 0.0050	0.0080 0.0080	0.0100 0.0100	0.0125 0.0125	0.0125 0.0125				
Spheroidal graphite iron and malleable cast iron	≤ 23 ≤ 38	≤ 242 ≤ 354	130 100	0.0017 0.0017	0.0050 0.0050	0.0080 0.0080	0.0100 0.0100	0.0125 0.0125	0.0125 0.0125				
Chilled cast iron	≤ 38	≤ 354											
New cast materials GGV	≤ 20 ≤ 32	≤ 220 ≤ 301											
New cast materials ADI	≤ 32 ≤ 43	≤ 301 ≤ 402											
Special alloys	≤ 54	≤ 549	40	0.0007	0.0020	0.0030	0.0040	0.0050	0.0050				
Ti and Ti-alloys	≤ 25 ≤ 43	≤ 255 ≤ 402											
Aluminium and Al-alloys	-	≤ 120											
Al wrought alloys	-	≤ 200											
Al cast alloys ≤ 10 % Si ≤ 24 % Si	- -	≤ 180 ≤ 180	295 260	0.0020 0.0017	0.0065 0.0050	0.0100 0.0080	0.0125 0.0100	0.0160 0.0125	0.0160 0.0125				
Magnesium alloys	-	≤ 120	260	0.0017	0.0050	0.0080	0.0100	0.0125	0.0125				
Copper, low-alloyed	-	≤ 150											
Brass, short-chipping long-chipping	- -	≤ 180 ≤ 180											
Bronze, short-chipping	- ≤ 25	≤ 180 ≤ 255											
Bronze, long-chipping	≤ 25 ≤ 32	≤ 255 ≤ 301											
Duroplastics Thermoplastics Reinforced plastics - Kevlar Reinforced plastics - GFK / CFK													

Series # 535

Material group	Hardness HRC	Hardness BHN	SFM	Feed Rate - IPR 1/16 in. 1.590 mm	1/8 in. 3.170 mm	1/4 in. 6.350 mm	3/8 in. 9.520 mm	1/2 in. 12.700 mm	5/8 in. 15.870 mm	3/4 in. 19.050 mm	1 in. 25.400 mm	1 1/4 in. 31.750 mm	1 1/2 in. 38.100 mm
Common structural steels	- ≤ 32	≤ 150 ≤ 301	90 70	0.0017 0.0015	0.0050 0.0040	0.0080 0.0065	0.0100 0.0080	0.0125 0.0100	0.0125 0.0100				
Free-cutting steels	≤ 25 ≤ 32	≤ 255 ≤ 301	90 70	0.0017 0.0015	0.0050 0.0040	0.0080 0.0065	0.0100 0.0080	0.0125 0.0100	0.0125 0.0100				
Unalloyed heat-treatable steels	≤ 20 ≤ 25 ≤ 32	≤ 220 ≤ 255 ≤ 301	90 90	0.0015 0.0015	0.0040 0.0040	0.0065 0.0065	0.0080 0.0080	0.0100 0.0100	0.0100 0.0100				
Alloyed heat-treatable steels	≤ 32 ≤ 43	≤ 301 ≤ 402											
Unalloyed case hardened steels	≤ 25	≤ 255	90	0.0017	0.0050	0.0080	0.0100	0.0125	0.0125				
Alloyed case hardened steels	≤ 32 ≤ 43	≤ 301 ≤ 402											
Nitriding steels	≤ 32 ≤ 43	≤ 301 ≤ 402											
Tool steels	≤ 25 ≤ 43	≤ 255 ≤ 402	45	0.0012	0.0030	0.0050	0.0065	0.0080	0.0080				
High speed steels	≤ 43	≤ 402											
Spring steels	≤ 38	≤ 354											
Hardened steels	≤ 48 ≤ 66	≤ 460 -											
Stainless steels, sulphured austenitic martensitic	≤ 28 ≤ 36 ≤ 46	≤ 273 ≤ 337 ≤ 435											
Cast iron	≤ 23 ≤ 38	≤ 242 ≤ 354	90 70	0.0017 0.0017	0.0050 0.0050	0.0080 0.0080	0.0100 0.0100	0.0125 0.0125	0.0125 0.0125				
Spheroidal graphite iron and malleable cast iron	≤ 23 ≤ 38	≤ 242 ≤ 354	70 55	0.0017 0.0017	0.0050 0.0050	0.0080 0.0080	0.0100 0.0100	0.0125 0.0125	0.0125 0.0125				
Chilled cast iron	≤ 38	≤ 354											
New cast materials GGV	≤ 20 ≤ 32	≤ 220 ≤ 301											
New cast materials ADI	≤ 32 ≤ 43	≤ 301 ≤ 402											
Special alloys	≤ 54	≤ 549											
Ti and Ti-alloys	≤ 25 ≤ 43	≤ 255 ≤ 402											
Aluminium and Al-alloys	-	≤ 120											
Al wrought alloys	-	≤ 200											
Al cast alloys ≤ 10 % Si ≤ 24 % Si	- -	≤ 180 ≤ 180	180 145	0.0020 0.0017	0.0065 0.0050	0.0100 0.0080	0.0125 0.0100	0.0160 0.0125	0.0160 0.0125				
Magnesium alloys	-	≤ 120											
Copper, low-alloyed	-	≤ 150	90	0.0015	0.0040	0.0065	0.0080	0.0100	0.0100				
Brass, short-chipping long-chipping	- -	≤ 180 ≤ 180	110	0.0015	0.0040	0.0065	0.0080	0.0100	0.0100				
Bronze, short-chipping	- ≤ 25	≤ 180 ≤ 255											
Bronze, long-chipping	≤ 25 ≤ 32	≤ 255 ≤ 301	70	0.0012	0.0030	0.0050	0.0065	0.0080	0.0080				
Duroplastics Thermoplastics Reinforced plastics - Kevlar Reinforced plastics - GFK / CFK			45	0.0012	0.0030	0.0050	0.0065	0.0080	0.0080				

Series # 546

Material group	Hardness HRC	Hardness BHN	SFM	Feed Rate - IPR 1/16 in. 1.590 mm	1/8 in. 3.170 mm	1/4 in. 6.350 mm	3/8 in. 9.520 mm	1/2 in. 12.700 mm	5/8 in. 15.870 mm	3/4 in. 19.050 mm	1 in. 25.400 mm	1 1/4 in. 31.750 mm	1 1/2 in. 38.100 mm
Common structural steels	- ≤ 32	≤ 150 ≤ 301	245 230		0.0031 0.0025	0.0049 0.0039	0.0079 0.0063	0.0079 0.0063	0.0098 0.0079	0.0124 0.0098	0.0157 0.0124		
Free-cutting steels	≤ 25 ≤ 32	≤ 255 ≤ 301	260 230		0.0031 0.0025	0.0049 0.0039	0.0079 0.0063	0.0079 0.0063	0.0098 0.0079	0.0124 0.0098	0.0157 0.0124		
Unalloyed heat-treatable steels	≤ 20 ≤ 25 ≤ 32	≤ 220 ≤ 255 ≤ 301	260 230 195		0.0025 0.0025 0.0025	0.0039 0.0039 0.0039	0.0063 0.0063 0.0063	0.0063 0.0063 0.0063	0.0079 0.0079 0.0079	0.0098 0.0098 0.0098	0.0124 0.0124 0.0124		
Alloyed heat-treatable steels	≤ 32 ≤ 43	≤ 301 ≤ 402	195 165		0.0025 0.0020	0.0039 0.0031	0.0063 0.0049	0.0063 0.0049	0.0079 0.0063	0.0098 0.0079	0.0124 0.0098		
Unalloyed case hardened steels	≤ 25	≤ 255	260		0.0031	0.0049	0.0079	0.0079	0.0098	0.0124	0.0157		
Alloyed case hardened steels	≤ 32 ≤ 43	≤ 301 ≤ 402	195 165		0.0025 0.0020	0.0039 0.0031	0.0063 0.0049	0.0063 0.0049	0.0079 0.0063	0.0098 0.0079	0.0124 0.0098		
Nitriding steels	≤ 32 ≤ 43	≤ 301 ≤ 402	165 130		0.0025 0.0020	0.0039 0.0031	0.0063 0.0049	0.0063 0.0049	0.0079 0.0063	0.0098 0.0079	0.0124 0.0098		
Tool steels	≤ 25 ≤ 43	≤ 255 ≤ 402	165 130		0.0020 0.0016	0.0031 0.0025	0.0049 0.0039	0.0049 0.0039	0.0063 0.0049	0.0079 0.0063	0.0098 0.0079		
High speed steels	≤ 43	≤ 402	130		0.0016	0.0025	0.0039	0.0039	0.0049	0.0063	0.0079		
Spring steels	≤ 38	≤ 354	80		0.0016	0.0025	0.0039	0.0039	0.0049	0.0063	0.0079		
Hardened steels	≤ 48 ≤ 66	≤ 460 -	65		0.0020	0.0031	0.0049	0.0049	0.0063	0.0079	0.0098		
Stainless steels, sulphured austenitic martensitic	≤ 28 ≤ 36 ≤ 46	≤ 273 ≤ 337 ≤ 435	80 80 80		0.0025 0.0020 0.0020	0.0039 0.0031 0.0031	0.0063 0.0049 0.0049	0.0063 0.0049 0.0049	0.0079 0.0063 0.0063	0.0098 0.0079 0.0079	0.0124 0.0098 0.0098		
Cast iron	≤ 23 ≤ 38	≤ 242 ≤ 354	295 260		0.0025 0.0025	0.0039 0.0039	0.0063 0.0063	0.0063 0.0063	0.0079 0.0079	0.0098 0.0098	0.0124 0.0124		
Spheroidal graphite iron and malleable cast iron	≤ 23 ≤ 38	≤ 242 ≤ 354	260 230		0.0025 0.0025	0.0039 0.0039	0.0063 0.0063	0.0063 0.0063	0.0079 0.0079	0.0098 0.0098	0.0124 0.0124		
Chilled cast iron	≤ 38	≤ 354											
New cast materials GGV	≤ 20 ≤ 32	≤ 220 ≤ 301											
New cast materials ADI	≤ 32 ≤ 43	≤ 301 ≤ 402											
Special alloys	≤ 54	≤ 549	50		0.0016	0.0025	0.0039	0.0039	0.0049	0.0063	0.0079		
Ti and Ti-alloys	≤ 25 ≤ 43	≤ 255 ≤ 402	65 50		0.0020 0.0016	0.0031 0.0025	0.0049 0.0039	0.0049 0.0039	0.0063 0.0049	0.0079 0.0063	0.0098 0.0079		
Aluminium and Al-alloys	-	≤ 120	655		0.0049	0.0079	0.0124	0.0124	0.0157	0.0197	0.0248		
Al wrought alloys	-	≤ 200	655		0.0049	0.0079	0.0124	0.0124	0.0157	0.0197	0.0248		
Al cast alloys ≤ 10 % Si ≤ 24 % Si	- -	≤ 180 ≤ 180	490 395		0.0039 0.0039	0.0063 0.0063	0.0098 0.0098	0.0098 0.0098	0.0124 0.0124	0.0157 0.0157	0.0197 0.0197		
Magnesium alloys	-	≤ 120	590		0.0031	0.0049	0.0079	0.0079	0.0098	0.0124	0.0157		
Copper, low-alloyed	-	≤ 150	260		0.0031	0.0049	0.0079	0.0079	0.0098	0.0124	0.0157		
Brass, short-chipping long-chipping	- -	≤ 180 ≤ 180	590 590		0.0031 0.0031	0.0049 0.0049	0.0079 0.0079	0.0079 0.0079	0.0098 0.0098	0.0124 0.0124	0.0157 0.0157		
Bronze, short-chipping	- ≤ 25	≤ 180 ≤ 255	395 395		0.0031 0.0031	0.0049 0.0049	0.0079 0.0079	0.0079 0.0079	0.0098 0.0098	0.0124 0.0124	0.0157 0.0157		
Bronze, long-chipping	≤ 25 ≤ 32	≤ 255 ≤ 301	230 165		0.0025 0.0020	0.0039 0.0031	0.0063 0.0049	0.0063 0.0049	0.0079 0.0063	0.0098 0.0079	0.0124 0.0098		
Duroplastics Thermoplastics Reinforced plastics - Kevlar Reinforced plastics - GFK / CFK			130		0.0020	0.0031	0.0049	0.0049	0.0063	0.0079	0.0098		

Series # 549

Material group	Hardness HRC	Hardness BHN	SFM	Feed Rate - IPR 1/16 in. 1.590 mm	1/8 in. 3.170 mm	1/4 in. 6.350 mm	3/8 in. 9.520 mm	1/2 in. 12.700 mm	5/8 in. 15.870 mm	3/4 in. 19.050 mm	1 in. 25.400 mm	1 1/4 in. 31.750 mm	1 1/2 in. 38.100 mm
Common structural steels	-	≤ 150	100	0.0017	0.0050	0.0080	0.0100	0.0125	0.0125				
	≤ 32	≤ 301	80	0.0015	0.0040	0.0065	0.0080	0.0100	0.0100				
Free-cutting steels	≤ 25	≤ 255	100	0.0017	0.0050	0.0080	0.0100	0.0125	0.0125				
	≤ 32	≤ 301	80	0.0015	0.0040	0.0065	0.0080	0.0100	0.0100				
Unalloyed heat-treatable steels	≤ 20	≤ 220	100	0.0015	0.0040	0.0065	0.0080	0.0100	0.0100				
	≤ 25	≤ 255	80	0.0015	0.0040	0.0065	0.0080	0.0100	0.0100				
	≤ 32	≤ 301											
Alloyed heat-treatable steels	≤ 32	≤ 301											
	≤ 43	≤ 402											
Unalloyed case hardened steels	≤ 25	≤ 255	100	0.0017	0.0050	0.0080	0.0100	0.0125	0.0125				
Alloyed case hardened steels	≤ 32	≤ 301											
	≤ 43	≤ 402											
Nitriding steels	≤ 32	≤ 301											
	≤ 43	≤ 402											
Tool steels	≤ 25	≤ 255	50	0.0012	0.0030	0.0050	0.0065	0.0080	0.0080				
	≤ 43	≤ 402											
High speed steels	≤ 43	≤ 402											
Spring steels	≤ 38	≤ 354											
Hardened steels	≤ 48	≤ 460											
	≤ 66	-											
Stainless steels, sulphured	≤ 28	≤ 273											
austenitic	≤ 36	≤ 337											
martensitic	≤ 46	≤ 435											
Cast iron	≤ 23	≤ 242	100	0.0017	0.0050	0.0080	0.0100	0.0125	0.0125				
	≤ 38	≤ 354	80	0.0017	0.0050	0.0080	0.0100	0.0125	0.0125				
Spheroidal graphite iron and	≤ 23	≤ 242	90	0.0017	0.0050	0.0080	0.0100	0.0125	0.0125				
malleable cast iron	≤ 38	≤ 354	65	0.0017	0.0050	0.0080	0.0100	0.0125	0.0125				
Chilled cast iron	≤ 38	≤ 354											
New cast materials GGV	≤ 20	≤ 220											
	≤ 32	≤ 301											
New cast materials ADI	≤ 32	≤ 301											
	≤ 43	≤ 402											
Special alloys	≤ 54	≤ 549											
Ti and Ti-alloys	≤ 25	≤ 255											
	≤ 43	≤ 402											
Aluminium and Al-alloys	-	≤ 120	260	0.0020	0.0065	0.0100	0.0125	0.0160	0.0160				
Al wrought alloys	-	≤ 200	260	0.0020	0.0065	0.0100	0.0125	0.0160	0.0160				
Al cast alloys ≤ 10 % Si	-	≤ 180	205	0.0020	0.0065	0.0100	0.0125	0.0160	0.0160				
≤ 24 % Si	-	≤ 180	130	0.0017	0.0050	0.0080	0.0100	0.0125	0.0125				
Magnesium alloys	-	≤ 120	260	0.0017	0.0050	0.0080	0.0100	0.0125	0.0125				
Copper, low-alloyed	-	≤ 150	100	0.0015	0.0040	0.0065	0.0080	0.0100	0.0100				
Brass, short-chipping	-	≤ 180											
long-chipping	-	≤ 180	130	0.0015	0.0040	0.0065	0.0080	0.0100	0.0100				
Bronze, short-chipping	-	≤ 180											
	≤ 25	≤ 255											
Bronze, long-chipping	≤ 25	≤ 255	80	0.0012	0.0030	0.0050	0.0065	0.0080	0.0080				
	≤ 32	≤ 301											
Duroplastics			50	0.0012	0.0030	0.0050	0.0065	0.0080	0.0080				
Thermoplastics													
Reinforced plastics - Kevlar													
Reinforced plastics - GFK / CFK													

Series # 550

Material group	Hardness HRC	Hardness BHN	SFM	Feed Rate - IPR 1/16 in. 1.590 mm	1/8 in. 3.170 mm	1/4 in. 6.350 mm	3/8 in. 9.520 mm	1/2 in. 12.700 mm	5/8 in. 15.870 mm	3/4 in. 19.050 mm	1 in. 25.400 mm	1 1/4 in. 31.750 mm	1 1/2 in. 38.100 mm
Common structural steels	-	≤ 150	100	0.0017	0.0050	0.0080	0.0100	0.0125					
	≤ 32	≤ 301	80	0.0015	0.0040	0.0065	0.0080	0.0100					
Free-cutting steels	≤ 25	≤ 255	100	0.0017	0.0050	0.0080	0.0100	0.0125					
	≤ 32	≤ 301	80	0.0015	0.0040	0.0065	0.0080	0.0100					
Unalloyed heat-treatable steels	≤ 20	≤ 220	100	0.0015	0.0040	0.0065	0.0080	0.0100					
	≤ 25	≤ 255	80	0.0015	0.0040	0.0065	0.0080	0.0100					
	≤ 32	≤ 301											
Alloyed heat-treatable steels	≤ 32	≤ 301											
	≤ 43	≤ 402											
Unalloyed case hardened steels	≤ 25	≤ 255	100	0.0017	0.0050	0.0080	0.0100	0.0125					
Alloyed case hardened steels	≤ 32	≤ 301											
	≤ 43	≤ 402											
Nitriding steels	≤ 32	≤ 301											
	≤ 43	≤ 402											
Tool steels	≤ 25	≤ 255	50	0.0012	0.0030	0.0050	0.0065	0.0080					
	≤ 43	≤ 402											
High speed steels	≤ 43	≤ 402											
Spring steels	≤ 38	≤ 354											
Hardened steels	≤ 48	≤ 460											
	≤ 66	-											
Stainless steels, sulphured	≤ 28	≤ 273											
austenitic	≤ 36	≤ 337											
martensitic	≤ 46	≤ 435											
Cast iron	≤ 23	≤ 242	100	0.0017	0.0050	0.0080	0.0100	0.0125					
	≤ 38	≤ 354	80	0.0017	0.0050	0.0080	0.0100	0.0125					
Spheroidal graphite iron and	≤ 23	≤ 242	90	0.0017	0.0050	0.0080	0.0100	0.0125					
malleable cast iron	≤ 38	≤ 354	65	0.0017	0.0050	0.0080	0.0100	0.0125					
Chilled cast iron	≤ 38	≤ 354											
New cast materials GGV	≤ 20	≤ 220											
	≤ 32	≤ 301											
New cast materials ADI	≤ 32	≤ 301											
	≤ 43	≤ 402											
Special alloys	≤ 54	≤ 549											
Ti and Ti-alloys	≤ 25	≤ 255											
	≤ 43	≤ 402											
Aluminium and Al-alloys	-	≤ 120	260	0.0020	0.0065	0.0100	0.0125	0.0160					
Al wrought alloys	-	≤ 200	260	0.0020	0.0065	0.0100	0.0125	0.0160					
Al cast alloys ≤ 10 % Si	-	≤ 180	205	0.0020	0.0065	0.0100	0.0125	0.0160					
≤ 24 % Si	-	≤ 180	160	0.0017	0.0050	0.0080	0.0100	0.0125					
Magnesium alloys	-	≤ 120	260	0.0017	0.0050	0.0080	0.0100	0.0125					
Copper, low-alloyed	-	≤ 150	100	0.0015	0.0040	0.0065	0.0080	0.0100					
Brass, short-chipping	-	≤ 180											
long-chipping	-	≤ 180	130	0.0015	0.0040	0.0065	0.0080	0.0100					
Bronze, short-chipping	-	≤ 180											
	≤ 25	≤ 255											
Bronze, long-chipping	≤ 25	≤ 255	80	0.0012	0.0030	0.0050	0.0065	0.0080					
	≤ 32	≤ 301											
Duroplastics			50	0.0012	0.0030	0.0050	0.0065	0.0080					
Thermoplastics													
Reinforced plastics - Kevlar													
Reinforced plastics - GFK / CFK													

Series # 551

Material group	Hardness HRC	Hardness BHN	SFM	Feed Rate - IPR 1/16 in. 1.590 mm	1/8 in. 3.170 mm	1/4 in. 6.350 mm	3/8 in. 9.520 mm	1/2 in. 12.700 mm	5/8 in. 15.870 mm	3/4 in. 19.050 mm	1 in. 25.400 mm	1 1/4 in. 31.750 mm	1 1/2 in. 38.100 mm
Common structural steels	- ≤ 32	≤ 150 ≤ 301	90 70			0.0080 0.0065	0.0100 0.0080	0.0125 0.0100	0.0125 0.0100	0.0140 0.0110	0.0160 0.0125		
Free-cutting steels	≤ 25 ≤ 32	≤ 255 ≤ 301	90 70			0.0080 0.0065	0.0100 0.0080	0.0125 0.0100	0.0125 0.0100	0.0140 0.0110	0.0160 0.0125		
Unalloyed heat-treatable steels	≤ 20 ≤ 25 ≤ 32	≤ 220 ≤ 255 ≤ 301	90 90			0.0065 0.0065	0.0080 0.0080	0.0100 0.0100	0.0100 0.0100	0.0110 0.0110	0.0125 0.0125		
Alloyed heat-treatable steels	≤ 32 ≤ 43	≤ 301 ≤ 402											
Unalloyed case hardened steels	≤ 25	≤ 255	90			0.0080	0.0100	0.0125	0.0125	0.0140	0.0160		
Alloyed case hardened steels	≤ 32 ≤ 43	≤ 301 ≤ 402											
Nitriding steels	≤ 32 ≤ 43	≤ 301 ≤ 402											
Tool steels	≤ 25 ≤ 43	≤ 255 ≤ 402	45			0.0050	0.0065	0.0080	0.0080	0.0090	0.0100		
High speed steels	≤ 43	≤ 402											
Spring steels	≤ 38	≤ 354											
Hardened steels	≤ 48 ≤ 66	≤ 460 -											
Stainless steels, sulphured austenitic martensitic	≤ 28 ≤ 36 ≤ 46	≤ 273 ≤ 337 ≤ 435											
Cast iron	≤ 23 ≤ 38	≤ 242 ≤ 354	90 70			0.0080 0.0080	0.0100 0.0100	0.0125 0.0125	0.0125 0.0125	0.0140 0.0140	0.0160 0.0160		
Spheroidal graphite iron and malleable cast iron	≤ 23 ≤ 38	≤ 242 ≤ 354	70 55			0.0080 0.0080	0.0100 0.0100	0.0125 0.0125	0.0125 0.0125	0.0140 0.0140	0.0160 0.0160		
Chilled cast iron	≤ 38	≤ 354											
New cast materials GGV	≤ 20 ≤ 32	≤ 220 ≤ 301											
New cast materials ADI	≤ 32 ≤ 43	≤ 301 ≤ 402											
Special alloys	≤ 54	≤ 549											
Ti and Ti-alloys	≤ 25 ≤ 43	≤ 255 ≤ 402											
Aluminium and Al-alloys	-	≤ 120											
Al wrought alloys	-	≤ 200											
Al cast alloys ≤ 10 % Si ≤ 24 % Si	- -	≤ 180 ≤ 180	180 145			0.0100 0.0080	0.0125 0.0100	0.0160 0.0125	0.0160 0.0125	0.0180 0.0140	0.0200 0.0160		
Magnesium alloys	-	≤ 120											
Copper, low-alloyed	-	≤ 150	90			0.0065	0.0080	0.0100	0.0100	0.0110	0.0125		
Brass, short-chipping long-chipping	- -	≤ 180 ≤ 180	110			0.0065	0.0080	0.0100	0.0100	0.0110	0.0125		
Bronze, short-chipping	- ≤ 25	≤ 180 ≤ 255											
Bronze, long-chipping	≤ 25 ≤ 32	≤ 255 ≤ 301	70			0.0050	0.0065	0.0080	0.0080	0.0090	0.0100		
Duroplastics Thermoplastics Reinforced plastics - Kevlar Reinforced plastics - GFK / CFK			45			0.0050	0.0065	0.0080	0.0080	0.0090	0.0100		

Series # 552

Material group	Hardness HRC	Hardness BHN	SFM	Feed Rate - IPR 1/16 in. 1.590 mm	1/8 in. 3.170 mm	1/4 in. 6.350 mm	3/8 in. 9.520 mm	1/2 in. 12.700 mm	5/8 in. 15.870 mm	3/4 in. 19.050 mm	1 in. 25.400 mm	1 1/4 in. 31.750 mm	1 1/2 in. 38.100 mm
Common structural steels	- ≤ 32	≤ 150 ≤ 301	115 90	0.0017 0.0015	0.0050 0.0040	0.0080 0.0065	0.0100 0.0080	0.0125 0.0100	0.0125 0.0100	0.0140 0.0110			
Free-cutting steels	≤ 25 ≤ 32	≤ 255 ≤ 301	115 90	0.0017 0.0015	0.0050 0.0040	0.0080 0.0065	0.0100 0.0080	0.0125 0.0100	0.0125 0.0100	0.0140 0.0110			
Unalloyed heat-treatable steels	≤ 20 ≤ 25 ≤ 32	≤ 220 ≤ 255 ≤ 301	115 90	0.0015 0.0015	0.0040 0.0040	0.0065 0.0065	0.0080 0.0080	0.0100 0.0100	0.0100 0.0100	0.0110 0.0110			
Alloyed heat-treatable steels	≤ 32 ≤ 43	≤ 301 ≤ 402											
Unalloyed case hardened steels	≤ 25	≤ 255	115	0.0017	0.0050	0.0080	0.0100	0.0125	0.0125	0.0140			
Alloyed case hardened steels	≤ 32 ≤ 43	≤ 301 ≤ 402											
Nitriding steels	≤ 32 ≤ 43	≤ 301 ≤ 402											
Tool steels	≤ 25 ≤ 43	≤ 255 ≤ 402	55	0.0012	0.0030	0.0050	0.0065	0.0080	0.0080	0.0090			
High speed steels	≤ 43	≤ 402											
Spring steels	≤ 38	≤ 354											
Hardened steels	≤ 48 ≤ 66	≤ 460 -											
Stainless steels, sulphured austenitic martensitic	≤ 28 ≤ 36 ≤ 46	≤ 273 ≤ 337 ≤ 435											
Cast iron	≤ 23 ≤ 38	≤ 242 ≤ 354	115 90	0.0017 0.0017	0.0050 0.0050	0.0080 0.0080	0.0100 0.0100	0.0125 0.0125	0.0125 0.0125	0.0140 0.0140			
Spheroidal graphite iron and malleable cast iron	≤ 23 ≤ 38	≤ 242 ≤ 354	100 75	0.0017 0.0017	0.0050 0.0050	0.0080 0.0080	0.0100 0.0100	0.0125 0.0125	0.0125 0.0125	0.0140 0.0140			
Chilled cast iron	≤ 38	≤ 354											
New cast materials GGV	≤ 20 ≤ 32	≤ 220 ≤ 301											
New cast materials ADI	≤ 32 ≤ 43	≤ 301 ≤ 402											
Special alloys	≤ 54	≤ 549											
Ti and Ti-alloys	≤ 25 ≤ 43	≤ 255 ≤ 402											
Aluminium and Al-alloys	-	≤ 120	295	0.0020	0.0065	0.0100	0.0125	0.0160	0.0160	0.0180			
Al wrought alloys	-	≤ 200	295	0.0020	0.0065	0.0100	0.0125	0.0160	0.0160	0.0180			
Al cast alloys ≤ 10 % Si ≤ 24 % Si	- -	≤ 180 ≤ 180	225 180	0.0020 0.0017	0.0065 0.0050	0.0100 0.0080	0.0125 0.0100	0.0160 0.0125	0.0160 0.0125	0.0180 0.0140			
Magnesium alloys	-	≤ 120	295	0.0017	0.0050	0.0080	0.0100	0.0125	0.0125	0.0140			
Copper, low-alloyed	-	≤ 150	115	0.0015	0.0040	0.0065	0.0080	0.0100	0.0100	0.0110			
Brass, short-chipping long-chipping	- -	≤ 180 ≤ 180	145	0.0015	0.0040	0.0065	0.0080	0.0100	0.0100	0.0110			
Bronze, short-chipping	- ≤ 25	≤ 180 ≤ 255	115 100	0.0012 0.0012	0.0030 0.0030	0.0050 0.0050	0.0065 0.0065	0.0080 0.0080	0.0080 0.0080	0.0090 0.0090			
Bronze, long-chipping	≤ 25 ≤ 32	≤ 255 ≤ 301	90	0.0012	0.0030	0.0050	0.0065	0.0080	0.0080	0.0090			
Duroplastics Thermoplastics Reinforced plastics - Kevlar Reinforced plastics - GFK / CFK			55 90	0.0012 0.0015	0.0030 0.0040	0.0050 0.0065	0.0065 0.0080	0.0080 0.0100	0.0080 0.0100	0.0090 0.0110			

Series # 553

Material group	Hardness HRC	Hardness BHN	SFM	Feed Rate - IPR 1/16 in. 1.590 mm	1/8 in. 3.170 mm	1/4 in. 6.350 mm	3/8 in. 9.520 mm	1/2 in. 12.700 mm	5/8 in. 15.870 mm	3/4 in. 19.050 mm	1 in. 25.400 mm	1 1/4 in. 31.750 mm	1 1/2 in. 38.100 mm
Common structural steels	-	≤ 150	115	0.0017	0.0050	0.0080	0.0100	0.0125					
	≤ 32	≤ 301	90	0.0015	0.0040	0.0065	0.0080	0.0100					
Free-cutting steels	≤ 25	≤ 255	115	0.0017	0.0050	0.0080	0.0100	0.0125					
	≤ 32	≤ 301	90	0.0015	0.0040	0.0065	0.0080	0.0100					
Unalloyed heat-treatable steels	≤ 20	≤ 220	115	0.0015	0.0040	0.0065	0.0080	0.0100					
	≤ 25	≤ 255	90	0.0015	0.0040	0.0065	0.0080	0.0100					
	≤ 32	≤ 301											
Alloyed heat-treatable steels	≤ 32	≤ 301											
	≤ 43	≤ 402											
Unalloyed case hardened steels	≤ 25	≤ 255	115	0.0017	0.0050	0.0080	0.0100	0.0125					
Alloyed case hardened steels	≤ 32	≤ 301											
	≤ 43	≤ 402											
Nitriding steels	≤ 32	≤ 301											
	≤ 43	≤ 402											
Tool steels	≤ 25	≤ 255	55	0.0012	0.0030	0.0050	0.0065	0.0080					
	≤ 43	≤ 402											
High speed steels	≤ 43	≤ 402											
Spring steels	≤ 38	≤ 354											
Hardened steels	≤ 48	≤ 460											
	≤ 66	-											
Stainless steels, sulphured	≤ 28	≤ 273											
austenitic	≤ 36	≤ 337											
martensitic	≤ 46	≤ 435											
Cast iron	≤ 23	≤ 242	115	0.0017	0.0050	0.0080	0.0100	0.0125					
	≤ 38	≤ 354	90	0.0017	0.0050	0.0080	0.0100	0.0125					
Spheroidal graphite iron and	≤ 23	≤ 242	100	0.0017	0.0050	0.0080	0.0100	0.0125					
malleable cast iron	≤ 38	≤ 354	75	0.0017	0.0050	0.0080	0.0100	0.0125					
Chilled cast iron	≤ 38	≤ 354											
New cast materials GGV	≤ 20	≤ 220											
	≤ 32	≤ 301											
New cast materials ADI	≤ 32	≤ 301											
	≤ 43	≤ 402											
Special alloys	≤ 54	≤ 549											
Ti and Ti-alloys	≤ 25	≤ 255											
	≤ 43	≤ 402											
Aluminium and Al-alloys	-	≤ 120	295	0.0020	0.0065	0.0100	0.0125	0.0160					
Al wrought alloys	-	≤ 200	295	0.0020	0.0065	0.0100	0.0125	0.0160					
Al cast alloys ≤ 10 % Si	-	≤ 180	225	0.0020	0.0065	0.0100	0.0125	0.0160					
≤ 24 % Si	-	≤ 180	180	0.0017	0.0050	0.0080	0.0100	0.0125					
Magnesium alloys	-	≤ 120	295	0.0017	0.0050	0.0080	0.0100	0.0125					
Copper, low-alloyed	-	≤ 150	115	0.0015	0.0040	0.0065	0.0080	0.0100					
Brass, short-chipping	-	≤ 180											
long-chipping	-	≤ 180	145	0.0015	0.0040	0.0065	0.0080	0.0100					
Bronze, short-chipping	-	≤ 180	115	0.0012	0.0030	0.0050	0.0065	0.0080					
	≤ 25	≤ 255	100	0.0012	0.0030	0.0050	0.0065	0.0080					
Bronze, long-chipping	≤ 25	≤ 255	90	0.0012	0.0030	0.0050	0.0065	0.0080					
	≤ 32	≤ 301											
Duroplastics			55	0.0012	0.0030	0.0050	0.0065	0.0080					
Thermoplastics			90	0.0015	0.0040	0.0065	0.0080	0.0100					
Reinforced plastics - Kevlar													
Reinforced plastics - GFK / CFK													

Series # 556

Material group	Hardness HRC	Hardness BHN	SFM	Feed Rate - IPR 1/16 in. 1.590 mm	1/8 in. 3.170 mm	1/4 in. 6.350 mm	3/8 in. 9.520 mm	1/2 in. 12.700 mm	5/8 in. 15.870 mm	3/4 in. 19.050 mm	1 in. 25.400 mm	1 1/4 in. 31.750 mm	1 1/2 in. 38.100 mm
Common structural steels	-	≤ 150	100		0.0039	0.0063	0.0098	0.0098	0.0124	0.0157	0.0197		
	≤ 32	≤ 301	80		0.0031	0.0049	0.0079	0.0079	0.0098	0.0124	0.0157		
Free-cutting steels	≤ 25	≤ 255	105		0.0039	0.0063	0.0098	0.0098	0.0124	0.0157	0.0197		
	≤ 32	≤ 301	100		0.0031	0.0049	0.0079	0.0079	0.0098	0.0124	0.0157		
Unalloyed heat-treatable steels	≤ 20	≤ 220	80		0.0031	0.0049	0.0079	0.0079	0.0098	0.0124	0.0157		
	≤ 25	≤ 255	80		0.0031	0.0049	0.0079	0.0079	0.0098	0.0124	0.0157		
	≤ 32	≤ 301	65		0.0025	0.0039	0.0063	0.0063	0.0079	0.0098	0.0124		
Alloyed heat-treatable steels	≤ 32	≤ 301	50		0.0025	0.0039	0.0063	0.0063	0.0079	0.0098	0.0124		
	≤ 43	≤ 402	40		0.0020	0.0031	0.0049	0.0049	0.0063	0.0079	0.0098		
Unalloyed case hardened steels	≤ 25	≤ 255	100		0.0039	0.0063	0.0098	0.0098	0.0124	0.0157	0.0197		
Alloyed case hardened steels	≤ 32	≤ 301	50		0.0025	0.0039	0.0063	0.0063	0.0079	0.0098	0.0124		
	≤ 43	≤ 402	25		0.0020	0.0031	0.0049	0.0049	0.0063	0.0079	0.0098		
Nitriding steels	≤ 32	≤ 301											
	≤ 43	≤ 402											
Tool steels	≤ 25	≤ 255	50		0.0025	0.0039	0.0063	0.0063	0.0079	0.0098	0.0124		
	≤ 43	≤ 402											
High speed steels	≤ 43	≤ 402											
Spring steels	≤ 38	≤ 354											
Hardened steels	≤ 48	≤ 460											
	≤ 66	-											
Stainless steels, sulphured	≤ 28	≤ 273	35		0.0020	0.0031	0.0049	0.0049	0.0063	0.0079	0.0098		
austenitic	≤ 36	≤ 337	20		0.0020	0.0031	0.0049	0.0049	0.0063	0.0079	0.0098		
martensitic	≤ 46	≤ 435	25		0.0020	0.0031	0.0049	0.0049	0.0063	0.0079	0.0098		
Cast iron	≤ 23	≤ 242	100		0.0039	0.0063	0.0098	0.0098	0.0124	0.0157	0.0197		
	≤ 38	≤ 354	100		0.0039	0.0063	0.0098	0.0098	0.0124	0.0157	0.0197		
Spheroidal graphite iron and	≤ 23	≤ 242	80		0.0039	0.0063	0.0098	0.0098	0.0124	0.0157	0.0197		
malleable cast iron	≤ 38	≤ 354	65		0.0039	0.0063	0.0098	0.0098	0.0124	0.0157	0.0197		
Chilled cast iron	≤ 38	≤ 354											
New cast materials GGV	≤ 20	≤ 220											
	≤ 32	≤ 301											
New cast materials ADI	≤ 32	≤ 301											
	≤ 43	≤ 402											
Special alloys	≤ 54	≤ 549											
Ti and Ti-alloys	≤ 25	≤ 255											
	≤ 43	≤ 402											
Aluminium and Al-alloys	-	≤ 120	230		0.0049	0.0079	0.0124	0.0124	0.0157	0.0197	0.0248		
Al wrought alloys	-	≤ 200	230		0.0049	0.0079	0.0124	0.0124	0.0157	0.0197	0.0248		
Al cast alloys ≤ 10 % Si	-	≤ 180	165		0.0049	0.0079	0.0124	0.0124	0.0157	0.0197	0.0248		
≤ 24 % Si	-	≤ 180	165		0.0039	0.0063	0.0098	0.0098	0.0124	0.0157	0.0197		
Magnesium alloys	-	≤ 120	230		0.0039	0.0063	0.0098	0.0098	0.0124	0.0157	0.0197		
Copper, low-alloyed	-	≤ 150	195		0.0031	0.0049	0.0079	0.0079	0.0098	0.0124	0.0157		
Brass, short-chipping	-	≤ 180	195		0.0031	0.0049	0.0079	0.0079	0.0098	0.0124	0.0157		
long-chipping	-	≤ 180	130		0.0031	0.0049	0.0079	0.0079	0.0098	0.0124	0.0157		
Bronze, short-chipping	-	≤ 180	100		0.0025	0.0039	0.0063	0.0063	0.0079	0.0098	0.0124		
	≤ 25	≤ 255	80		0.0025	0.0039	0.0063	0.0063	0.0079	0.0098	0.0124		
Bronze, long-chipping	≤ 25	≤ 255	50		0.0025	0.0039	0.0063	0.0063	0.0079	0.0098	0.0124		
	≤ 32	≤ 301	40		0.0025	0.0039	0.0063	0.0063	0.0079	0.0098	0.0124		
Duroplastics			60		0.0025	0.0039	0.0063	0.0063	0.0079	0.0098	0.0124		
Thermoplastics			90		0.0031	0.0049	0.0079	0.0079	0.0098	0.0124	0.0157		
Reinforced plastics - Kevlar													
Reinforced plastics - GFK / CFK													

Series # 557

Material group	Hardness HRC	Hardness BHN	SFM	Feed Rate - IPR 1/16 in. 1.590 mm	1/8 in. 3.170 mm	1/4 in. 6.350 mm	3/8 in. 9.520 mm	1/2 in. 12.700 mm	5/8 in. 15.870 mm	3/4 in. 19.050 mm	1 in. 25.400 mm	1 1/4 in. 31.750 mm	1 1/2 in. 38.100 mm
Common structural steels	-	≤ 150	100		0.0039	0.0063	0.0098	0.0098	0.0124	0.0157	0.0197		
	≤ 32	≤ 301	80		0.0031	0.0049	0.0079	0.0079	0.0098	0.0124	0.0157		
Free-cutting steels	≤ 25	≤ 255	105		0.0039	0.0063	0.0098	0.0098	0.0124	0.0157	0.0197		
	≤ 32	≤ 301	100		0.0031	0.0049	0.0079	0.0079	0.0098	0.0124	0.0157		
Unalloyed heat-treatable steels	≤ 20	≤ 220	80		0.0031	0.0049	0.0079	0.0079	0.0098	0.0124	0.0157		
	≤ 25	≤ 255	80		0.0031	0.0049	0.0079	0.0079	0.0098	0.0124	0.0157		
	≤ 32	≤ 301	65		0.0025	0.0039	0.0063	0.0063	0.0079	0.0098	0.0124		
Alloyed heat-treatable steels	≤ 32	≤ 301	50		0.0025	0.0039	0.0063	0.0063	0.0079	0.0098	0.0124		
	≤ 43	≤ 402	40		0.0020	0.0031	0.0049	0.0049	0.0063	0.0079	0.0098		
Unalloyed case hardened steels	≤ 25	≤ 255	100		0.0039	0.0063	0.0098	0.0098	0.0124	0.0157	0.0197		
Alloyed case hardened steels	≤ 32	≤ 301	50		0.0025	0.0039	0.0063	0.0063	0.0079	0.0098	0.0124		
	≤ 43	≤ 402	25		0.0020	0.0031	0.0049	0.0049	0.0063	0.0079	0.0098		
Nitriding steels	≤ 32	≤ 301											
	≤ 43	≤ 402											
Tool steels	≤ 25	≤ 255	50		0.0025	0.0039	0.0063	0.0063	0.0079	0.0098	0.0124		
	≤ 43	≤ 402											
High speed steels	≤ 43	≤ 402											
Spring steels	≤ 38	≤ 354											
Hardened steels	≤ 48	≤ 460											
	≤ 66	-											
Stainless steels, sulphured	≤ 28	≤ 273	35		0.0020	0.0031	0.0049	0.0049	0.0063	0.0079	0.0098		
austenitic	≤ 36	≤ 337	20		0.0020	0.0031	0.0049	0.0049	0.0063	0.0079	0.0098		
martensitic	≤ 46	≤ 435	25		0.0020	0.0031	0.0049	0.0049	0.0063	0.0079	0.0098		
Cast iron	≤ 23	≤ 242	100		0.0039	0.0063	0.0098	0.0098	0.0124	0.0157	0.0197		
	≤ 38	≤ 354	100		0.0039	0.0063	0.0098	0.0098	0.0124	0.0157	0.0197		
Spheroidal graphite iron and malleable cast iron	≤ 23	≤ 242	80		0.0039	0.0063	0.0098	0.0098	0.0124	0.0157	0.0197		
	≤ 38	≤ 354	65		0.0039	0.0063	0.0098	0.0098	0.0124	0.0157	0.0197		
Chilled cast iron	≤ 38	≤ 354											
New cast materials GGV	≤ 20	≤ 220											
	≤ 32	≤ 301											
New cast materials ADI	≤ 32	≤ 301											
	≤ 43	≤ 402											
Special alloys	≤ 54	≤ 549											
Ti and Ti-alloys	≤ 25	≤ 255											
	≤ 43	≤ 402											
Aluminium and Al-alloys	-	≤ 120	230		0.0049	0.0079	0.0124	0.0124	0.0157	0.0197	0.0248		
Al wrought alloys	-	≤ 200	230		0.0049	0.0079	0.0124	0.0124	0.0157	0.0197	0.0248		
Al cast alloys ≤ 10 % Si	-	≤ 180	165		0.0049	0.0079	0.0124	0.0124	0.0157	0.0197	0.0248		
≤ 24 % Si	-	≤ 180	165		0.0039	0.0063	0.0098	0.0098	0.0124	0.0157	0.0197		
Magnesium alloys	-	≤ 120	230		0.0039	0.0063	0.0098	0.0098	0.0124	0.0157	0.0197		
Copper, low-alloyed	-	≤ 150	195		0.0031	0.0049	0.0079	0.0079	0.0098	0.0124	0.0157		
Brass, short-chipping	-	≤ 180	195		0.0031	0.0049	0.0079	0.0079	0.0098	0.0124	0.0157		
long-chipping	-	≤ 180	130		0.0031	0.0049	0.0079	0.0079	0.0098	0.0124	0.0157		
Bronze, short-chipping	-	≤ 180	100		0.0025	0.0039	0.0063	0.0063	0.0079	0.0098	0.0124		
	≤ 25	≤ 255	80		0.0025	0.0039	0.0063	0.0063	0.0079	0.0098	0.0124		
Bronze, long-chipping	≤ 25	≤ 255	50		0.0025	0.0039	0.0063	0.0063	0.0079	0.0098	0.0124		
	≤ 32	≤ 301	40		0.0025	0.0039	0.0063	0.0063	0.0079	0.0098	0.0124		
Duroplastics			60		0.0025	0.0039	0.0063	0.0063	0.0079	0.0098	0.0124		
Thermoplastics			90		0.0031	0.0049	0.0079	0.0079	0.0098	0.0124	0.0157		
Reinforced plastics - Kevlar													
Reinforced plastics - GFK / CFK													

Series # 559

Material group	Hardness HRC	Hardness BHN	SFM	Feed Rate - IPR 1/16 in. 1.590 mm	1/8 in. 3.170 mm	1/4 in. 6.350 mm	3/8 in. 9.520 mm	1/2 in. 12.700 mm	5/8 in. 15.870 mm	3/4 in. 19.050 mm	1 in. 25.400 mm	1 1/4 in. 31.750 mm	1 1/2 in. 38.100 mm
Common structural steels	-	≤ 150	100		0.0039	0.0063	0.0098	0.0098	0.0124	0.0157	0.0197		
	≤ 32	≤ 301	80		0.0031	0.0049	0.0079	0.0079	0.0098	0.0124	0.0157		
Free-cutting steels	≤ 25	≤ 255	105		0.0039	0.0063	0.0098	0.0098	0.0124	0.0157	0.0197		
	≤ 32	≤ 301	100		0.0031	0.0049	0.0079	0.0079	0.0098	0.0124	0.0157		
Unalloyed heat-treatable steels	≤ 20	≤ 220	80		0.0031	0.0049	0.0079	0.0079	0.0098	0.0124	0.0157		
	≤ 25	≤ 255	80		0.0031	0.0049	0.0079	0.0079	0.0098	0.0124	0.0157		
	≤ 32	≤ 301	65		0.0025	0.0039	0.0063	0.0063	0.0079	0.0098	0.0124		
Alloyed heat-treatable steels	≤ 32	≤ 301	50		0.0025	0.0039	0.0063	0.0063	0.0079	0.0098	0.0124		
	≤ 43	≤ 402	40		0.0020	0.0031	0.0049	0.0049	0.0063	0.0079	0.0098		
Unalloyed case hardened steels	≤ 25	≤ 255	100		0.0039	0.0063	0.0098	0.0098	0.0124	0.0157	0.0197		
Alloyed case hardened steels	≤ 32	≤ 301	50		0.0025	0.0039	0.0063	0.0063	0.0079	0.0098	0.0124		
	≤ 43	≤ 402	25		0.0020	0.0031	0.0049	0.0049	0.0063	0.0079	0.0098		
Nitriding steels	≤ 32	≤ 301											
	≤ 43	≤ 402											
Tool steels	≤ 25	≤ 255	50		0.0025	0.0039	0.0063	0.0063	0.0079	0.0098	0.0124		
	≤ 43	≤ 402											
High speed steels	≤ 43	≤ 402											
Spring steels	≤ 38	≤ 354											
Hardened steels	≤ 48	≤ 460											
	≤ 66	-											
Stainless steels, sulphured	≤ 28	≤ 273	35		0.0020	0.0031	0.0049	0.0049	0.0063	0.0079	0.0098		
austenitic	≤ 36	≤ 337	20		0.0020	0.0031	0.0049	0.0049	0.0063	0.0079	0.0098		
martensitic	≤ 46	≤ 435	25		0.0020	0.0031	0.0049	0.0049	0.0063	0.0079	0.0098		
Cast iron	≤ 23	≤ 242	100		0.0039	0.0063	0.0098	0.0098	0.0124	0.0157	0.0197		
	≤ 38	≤ 354	100		0.0039	0.0063	0.0098	0.0098	0.0124	0.0157	0.0197		
Spheroidal graphite iron and malleable cast iron	≤ 23	≤ 242	80		0.0039	0.0063	0.0098	0.0098	0.0124	0.0157	0.0197		
	≤ 38	≤ 354	65		0.0039	0.0063	0.0098	0.0098	0.0124	0.0157	0.0197		
Chilled cast iron	≤ 38	≤ 354											
New cast materials GGV	≤ 20	≤ 220											
	≤ 32	≤ 301											
New cast materials ADI	≤ 32	≤ 301											
	≤ 43	≤ 402											
Special alloys	≤ 54	≤ 549											
Ti and Ti-alloys	≤ 25	≤ 255											
	≤ 43	≤ 402											
Aluminium and Al-alloys	-	≤ 120	230		0.0049	0.0079	0.0124	0.0124	0.0157	0.0197	0.0248		
Al wrought alloys	-	≤ 200	230		0.0049	0.0079	0.0124	0.0124	0.0157	0.0197	0.0248		
Al cast alloys ≤ 10 % Si	-	≤ 180	165		0.0049	0.0079	0.0124	0.0124	0.0157	0.0197	0.0248		
≤ 24 % Si	-	≤ 180	165		0.0039	0.0063	0.0098	0.0098	0.0124	0.0157	0.0197		
Magnesium alloys	-	≤ 120	230		0.0039	0.0063	0.0098	0.0098	0.0124	0.0157	0.0197		
Copper, low-alloyed	-	≤ 150	195		0.0031	0.0049	0.0079	0.0079	0.0098	0.0124	0.0157		
Brass, short-chipping	-	≤ 180	195		0.0031	0.0049	0.0079	0.0079	0.0098	0.0124	0.0157		
long-chipping	-	≤ 180	130		0.0031	0.0049	0.0079	0.0079	0.0098	0.0124	0.0157		
Bronze, short-chipping	-	≤ 180	100		0.0025	0.0039	0.0063	0.0063	0.0079	0.0098	0.0124		
	≤ 25	≤ 255	80		0.0025	0.0039	0.0063	0.0063	0.0079	0.0098	0.0124		
Bronze, long-chipping	≤ 25	≤ 255	50		0.0025	0.0039	0.0063	0.0063	0.0079	0.0098	0.0124		
	≤ 32	≤ 301	40		0.0025	0.0039	0.0063	0.0063	0.0079	0.0098	0.0124		
Duroplastics			60		0.0025	0.0039	0.0063	0.0063	0.0079	0.0098	0.0124		
Thermoplastics			90		0.0031	0.0049	0.0079	0.0079	0.0098	0.0124	0.0157		
Reinforced plastics - Kevlar													
Reinforced plastics - GFK / CFK													

Series # 567

Material group	Hardness HRC	Hardness BHN	SFM	Feed Rate - IPR 1/16 in. 1.590 mm	1/8 in. 3.170 mm	1/4 in. 6.350 mm	3/8 in. 9.520 mm	1/2 in. 12.700 mm	5/8 in. 15.870 mm	3/4 in. 19.050 mm	1 in. 25.400 mm	1 1/4 in. 31.750 mm	1 1/2 in. 38.100 mm
Common structural steels	-	≤ 150	105		0.0039	0.0063	0.0098	0.0098	0.0124	0.0157	0.0197		
	≤ 32	≤ 301	85		0.0031	0.0049	0.0079	0.0079	0.0098	0.0124	0.0157		
Free-cutting steels	≤ 25	≤ 255	115		0.0039	0.0063	0.0098	0.0098	0.0124	0.0157	0.0197		
	≤ 32	≤ 301	110		0.0031	0.0049	0.0079	0.0079	0.0098	0.0124	0.0157		
Unalloyed heat-treatable steels	≤ 20	≤ 220	90		0.0031	0.0049	0.0079	0.0079	0.0098	0.0124	0.0157		
	≤ 25	≤ 255	90		0.0031	0.0049	0.0079	0.0079	0.0098	0.0124	0.0157		
	≤ 32	≤ 301	80		0.0025	0.0039	0.0063	0.0063	0.0079	0.0098	0.0124		
Alloyed heat-treatable steels	≤ 32	≤ 301	70		0.0025	0.0039	0.0063	0.0063	0.0079	0.0098	0.0124		
	≤ 43	≤ 402	55		0.0020	0.0031	0.0049	0.0049	0.0063	0.0079	0.0098		
Unalloyed case hardened steels	≤ 25	≤ 255	110		0.0039	0.0063	0.0098	0.0098	0.0124	0.0157	0.0197		
Alloyed case hardened steels	≤ 32	≤ 301	65		0.0025	0.0039	0.0063	0.0063	0.0079	0.0098	0.0124		
	≤ 43	≤ 402	40		0.0020	0.0031	0.0049	0.0049	0.0063	0.0079	0.0098		
Nitriding steels	≤ 32	≤ 301	45		0.0025	0.0039	0.0063	0.0063	0.0079	0.0098	0.0124		
	≤ 43	≤ 402											
Tool steels	≤ 25	≤ 255	60		0.0025	0.0039	0.0063	0.0063	0.0079	0.0098	0.0124		
	≤ 43	≤ 402											
High speed steels	≤ 43	≤ 402											
Spring steels	≤ 38	≤ 354											
Hardened steels	≤ 48	≤ 460											
	≤ 66	-											
Stainless steels, sulphured	≤ 28	≤ 273	40		0.0020	0.0031	0.0049	0.0049	0.0063	0.0079	0.0098		
austenitic	≤ 36	≤ 337	25		0.0020	0.0031	0.0049	0.0049	0.0063	0.0079	0.0098		
martensitic	≤ 46	≤ 435	35		0.0020	0.0031	0.0049	0.0049	0.0063	0.0079	0.0098		
Cast iron	≤ 23	≤ 242	110		0.0039	0.0063	0.0098	0.0098	0.0124	0.0157	0.0197		
	≤ 38	≤ 354	110		0.0039	0.0063	0.0098	0.0098	0.0124	0.0157	0.0197		
Spheroidal graphite iron and malleable cast iron	≤ 23	≤ 242	90		0.0039	0.0063	0.0098	0.0098	0.0124	0.0157	0.0197		
	≤ 38	≤ 354	70		0.0039	0.0063	0.0098	0.0098	0.0124	0.0157	0.0197		
Chilled cast iron	≤ 38	≤ 354											
New cast materials GGV	≤ 20	≤ 220											
	≤ 32	≤ 301											
New cast materials ADI	≤ 32	≤ 301											
	≤ 43	≤ 402											
Special alloys	≤ 54	≤ 549											
Ti and Ti-alloys	≤ 25	≤ 255											
	≤ 43	≤ 402											
Aluminium and Al-alloys	-	≤ 120											
Al wrought alloys	-	≤ 200											
Al cast alloys ≤ 10 % Si	-	≤ 180											
≤ 24 % Si	-	≤ 180	195		0.0039	0.0063	0.0098	0.0098	0.0124	0.0157	0.0197		
Magnesium alloys	-	≤ 120	260		0.0039	0.0063	0.0098	0.0098	0.0124	0.0157	0.0197		
Copper, low-alloyed	-	≤ 150	215		0.0031	0.0049	0.0079	0.0079	0.0098	0.0124	0.0157		
Brass, short-chipping	-	≤ 180	230		0.0031	0.0049	0.0079	0.0079	0.0098	0.0124	0.0157		
long-chipping	-	≤ 180	150		0.0031	0.0049	0.0079	0.0079	0.0098	0.0124	0.0157		
Bronze, short-chipping	-	≤ 180	110		0.0025	0.0039	0.0063	0.0063	0.0079	0.0098	0.0124		
	≤ 25	≤ 255	90		0.0025	0.0039	0.0063	0.0063	0.0079	0.0098	0.0124		
Bronze, long-chipping	≤ 25	≤ 255	50		0.0025	0.0039	0.0063	0.0063	0.0079	0.0098	0.0124		
	≤ 32	≤ 301	50		0.0025	0.0039	0.0063	0.0063	0.0079	0.0098	0.0124		
Duroplastics			70		0.0025	0.0039	0.0063	0.0063	0.0079	0.0098	0.0124		
Thermoplastics			120		0.0031	0.0049	0.0079	0.0079	0.0098	0.0124	0.0157		
Reinforced plastics - Kevlar													
Reinforced plastics - GFK / CFK													

Series # 568

Material group	Hardness HRC	Hardness BHN	SFM	Feed Rate - IPR 1/16 in. 1.590 mm	1/8 in. 3.170 mm	1/4 in. 6.350 mm	3/8 in. 9.520 mm	1/2 in. 12.700 mm	5/8 in. 15.870 mm	3/4 in. 19.050 mm	1 in. 25.400 mm	1 1/4 in. 31.750 mm	1 1/2 in. 38.100 mm
Common structural steels	-	≤ 150	105		0.0039	0.0063	0.0098	0.0098	0.0124	0.0157	0.0197		
	≤ 32	≤ 301	85		0.0031	0.0049	0.0079	0.0079	0.0098	0.0124	0.0157		
Free-cutting steels	≤ 25	≤ 255	115		0.0039	0.0063	0.0098	0.0098	0.0124	0.0157	0.0197		
	≤ 32	≤ 301	110		0.0031	0.0049	0.0079	0.0079	0.0098	0.0124	0.0157		
Unalloyed heat-treatable steels	≤ 20	≤ 220	90		0.0031	0.0049	0.0079	0.0079	0.0098	0.0124	0.0157		
	≤ 25	≤ 255	90		0.0031	0.0049	0.0079	0.0079	0.0098	0.0124	0.0157		
	≤ 32	≤ 301	80		0.0025	0.0039	0.0063	0.0063	0.0079	0.0098	0.0124		
Alloyed heat-treatable steels	≤ 32	≤ 301	70		0.0025	0.0039	0.0063	0.0063	0.0079	0.0098	0.0124		
	≤ 43	≤ 402	55		0.0020	0.0031	0.0049	0.0049	0.0063	0.0079	0.0098		
Unalloyed case hardened steels	≤ 25	≤ 255	110		0.0039	0.0063	0.0098	0.0098	0.0124	0.0157	0.0197		
Alloyed case hardened steels	≤ 32	≤ 301	65		0.0025	0.0039	0.0063	0.0063	0.0079	0.0098	0.0124		
	≤ 43	≤ 402	40		0.0020	0.0031	0.0049	0.0049	0.0063	0.0079	0.0098		
Nitriding steels	≤ 32	≤ 301	45		0.0025	0.0039	0.0063	0.0063	0.0079	0.0098	0.0124		
	≤ 43	≤ 402											
Tool steels	≤ 25	≤ 255	60		0.0025	0.0039	0.0063	0.0063	0.0079	0.0098	0.0124		
	≤ 43	≤ 402											
High speed steels	≤ 43	≤ 402											
Spring steels	≤ 38	≤ 354											
Hardened steels	≤ 48	≤ 460											
	≤ 66	-											
Stainless steels, sulphured	≤ 28	≤ 273	40		0.0020	0.0031	0.0049	0.0049	0.0063	0.0079	0.0098		
austenitic	≤ 36	≤ 337	25		0.0020	0.0031	0.0049	0.0049	0.0063	0.0079	0.0098		
martensitic	≤ 46	≤ 435	35		0.0020	0.0031	0.0049	0.0049	0.0063	0.0079	0.0098		
Cast iron	≤ 23	≤ 242	110		0.0039	0.0063	0.0098	0.0098	0.0124	0.0157	0.0197		
	≤ 38	≤ 354	110		0.0039	0.0063	0.0098	0.0098	0.0124	0.0157	0.0197		
Spheroidal graphite iron and malleable cast iron	≤ 23	≤ 242	90		0.0039	0.0063	0.0098	0.0098	0.0124	0.0157	0.0197		
	≤ 38	≤ 354	70		0.0039	0.0063	0.0098	0.0098	0.0124	0.0157	0.0197		
Chilled cast iron	≤ 38	≤ 354											
New cast materials GGV	≤ 20	≤ 220											
	≤ 32	≤ 301											
New cast materials ADI	≤ 32	≤ 301											
	≤ 43	≤ 402											
Special alloys	≤ 54	≤ 549											
Ti and Ti-alloys	≤ 25	≤ 255											
	≤ 43	≤ 402											
Aluminium and Al-alloys	-	≤ 120											
Al wrought alloys	-	≤ 200											
Al cast alloys ≤ 10 % Si	-	≤ 180											
≤ 24 % Si	-	≤ 180	195		0.0039	0.0063	0.0098	0.0098	0.0124	0.0157	0.0197		
Magnesium alloys	-	≤ 120	260		0.0039	0.0063	0.0098	0.0098	0.0124	0.0157	0.0197		
Copper, low-alloyed	-	≤ 150	215		0.0031	0.0049	0.0079	0.0079	0.0098	0.0124	0.0157		
Brass, short-chipping	-	≤ 180	230		0.0031	0.0049	0.0079	0.0079	0.0098	0.0124	0.0157		
long-chipping	-	≤ 180	150		0.0031	0.0049	0.0079	0.0079	0.0098	0.0124	0.0157		
Bronze, short-chipping	-	≤ 180	110		0.0025	0.0039	0.0063	0.0063	0.0079	0.0098	0.0124		
	≤ 25	≤ 255	90		0.0025	0.0039	0.0063	0.0063	0.0079	0.0098	0.0124		
Bronze, long-chipping	≤ 25	≤ 255	50		0.0025	0.0039	0.0063	0.0063	0.0079	0.0098	0.0124		
	≤ 32	≤ 301	50		0.0025	0.0039	0.0063	0.0063	0.0079	0.0098	0.0124		
Duroplastics			70		0.0025	0.0039	0.0063	0.0063	0.0079	0.0098	0.0124		
Thermoplastics			120		0.0031	0.0049	0.0079	0.0079	0.0098	0.0124	0.0157		
Reinforced plastics - Kevlar													
Reinforced plastics - GFK / CFK													

Series # 581

Material group	Hardness HRC	Hardness BHN	SFM	Feed Rate - IPR .5 mm	1.0 mm	2.0 mm	2.5 mm	3.15 mm	4.0 mm	5.0 mm	6.3 mm	8 mm
Common structural steels	-	≤ 150	100	0.0003	0.0006	0.0016	0.0020	0.0025	0.0031	0.0031	0.0039	0.0049
	≤ 32	≤ 301	80	0.0003	0.0006	0.0016	0.0020	0.0025	0.0031	0.0031	0.0039	0.0049
Free-cutting steels	≤ 25	≤ 255	100	0.0003	0.0006	0.0016	0.0020	0.0025	0.0031	0.0031	0.0039	0.0049
	≤ 32	≤ 301	100	0.0003	0.0006	0.0016	0.0020	0.0025	0.0031	0.0031	0.0039	0.0049
Unalloyed heat-treatable steels	≤ 20	≤ 220	80	0.0003	0.0006	0.0016	0.0020	0.0025	0.0031	0.0031	0.0039	0.0049
	≤ 25	≤ 255	65	0.0003	0.0006	0.0016	0.0020	0.0025	0.0031	0.0031	0.0039	0.0049
	≤ 32	≤ 301	65	0.0003	0.0005	0.0013	0.0016	0.0020	0.0025	0.0025	0.0031	0.0039
Alloyed heat-treatable steels	≤ 32	≤ 301	50	0.0003	0.0006	0.0016	0.0020	0.0025	0.0031	0.0031	0.0039	0.0049
	≤ 43	≤ 402	25	0.0003	0.0005	0.0013	0.0016	0.0020	0.0025	0.0025	0.0031	0.0039
Unalloyed case hardened steels	≤ 25	≤ 255	80	0.0004	0.0006	0.0020	0.0025	0.0031	0.0039	0.0039	0.0049	0.0063
Alloyed case hardened steels	≤ 32	≤ 301	50	0.0003	0.0006	0.0016	0.0020	0.0025	0.0031	0.0031	0.0039	0.0049
	≤ 43	≤ 402	25	0.0003	0.0005	0.0013	0.0016	0.0020	0.0025	0.0025	0.0031	0.0039
Nitriding steels	≤ 32	≤ 301	35	0.0003	0.0006	0.0016	0.0020	0.0025	0.0031	0.0031	0.0039	0.0049
	≤ 43	≤ 402	25	0.0003	0.0005	0.0013	0.0016	0.0020	0.0025	0.0025	0.0031	0.0039
Tool steels	≤ 25	≤ 255	35	0.0003	0.0005	0.0013	0.0016	0.0020	0.0025	0.0025	0.0031	0.0039
	≤ 43	≤ 402	20	0.0003	0.0005	0.0013	0.0016	0.0020	0.0025	0.0025	0.0031	0.0039
High speed steels	≤ 43	≤ 402	20	0.0003	0.0005	0.0013	0.0016	0.0020	0.0025	0.0025	0.0031	0.0039
Spring steels	≤ 38	≤ 354	15	0.0002	0.0003	0.0010	0.0013	0.0016	0.0020	0.0020	0.0025	0.0031
Hardened steels	≤ 48	≤ 460										
	≤ 66	-										
Stainless steels, sulphured	≤ 28	≤ 273	35	0.0003	0.0005	0.0013	0.0016	0.0020	0.0025	0.0025	0.0031	0.0039
austenitic	≤ 36	≤ 337	25	0.0003	0.0005	0.0013	0.0016	0.0020	0.0025	0.0025	0.0031	0.0039
martensitic	≤ 46	≤ 435	20	0.0003	0.0005	0.0013	0.0016	0.0020	0.0025	0.0025	0.0031	0.0039
Cast iron	≤ 23	≤ 242	65	0.0005	0.0007	0.0025	0.0031	0.0039	0.0049	0.0049	0.0063	0.0079
	≤ 38	≤ 354	65	0.0004	0.0006	0.0020	0.0025	0.0031	0.0039	0.0039	0.0049	0.0063
Spheroidal graphite iron and malleable cast iron	≤ 23	≤ 242	80	0.0005	0.0007	0.0025	0.0031	0.0039	0.0049	0.0049	0.0063	0.0079
	≤ 38	≤ 354	65	0.0004	0.0006	0.0020	0.0025	0.0031	0.0039	0.0039	0.0049	0.0063
Chilled cast iron	≤ 38	≤ 354										
New cast materials GGV	≤ 20	≤ 220										
	≤ 32	≤ 301										
New cast materials ADI	≤ 32	≤ 301										
	≤ 43	≤ 402										
Special alloys	≤ 54	≤ 549	10	0.0002	0.0002	0.0008	0.0010	0.0013	0.0016	0.0016	0.0020	0.0025
Ti and Ti-alloys	≤ 25	≤ 255	15	0.0002	0.0003	0.0010	0.0013	0.0016	0.0020	0.0020	0.0025	0.0031
	≤ 43	≤ 402	15	0.0002	0.0003	0.0010	0.0013	0.0016	0.0020	0.0020	0.0025	0.0031
Aluminium and Al-alloys	-	≤ 120	230	0.0006	0.0008	0.0031	0.0039	0.0049	0.0063	0.0063	0.0079	0.0098
Al wrought alloys	-	≤ 200	230	0.0006	0.0008	0.0031	0.0039	0.0049	0.0063	0.0063	0.0079	0.0098
Al cast alloys ≤ 10 % Si	-	≤ 180	130	0.0005	0.0007	0.0025	0.0031	0.0039	0.0049	0.0049	0.0063	0.0079
≤ 24 % Si	-	≤ 180	130	0.0005	0.0007	0.0025	0.0031	0.0039	0.0049	0.0049	0.0063	0.0079
Magnesium alloys	-	≤ 120	195	0.0005	0.0007	0.0025	0.0031	0.0039	0.0049	0.0049	0.0063	0.0079
Copper, low-alloyed	-	≤ 150	165	0.0004	0.0006	0.0020	0.0025	0.0031	0.0039	0.0039	0.0049	0.0063
Brass, short-chipping	-	≤ 180	195	0.0004	0.0006	0.0020	0.0025	0.0031	0.0039	0.0039	0.0049	0.0063
long-chipping	-	≤ 180	130	0.0004	0.0006	0.0020	0.0025	0.0031	0.0039	0.0039	0.0049	0.0063
Bronze, short-chipping	-	≤ 180	100	0.0003	0.0006	0.0016	0.0020	0.0025	0.0031	0.0031	0.0039	0.0049
	≤ 25	≤ 255	80	0.0003	0.0006	0.0016	0.0020	0.0025	0.0031	0.0031	0.0039	0.0049
Bronze, long-chipping	≤ 25	≤ 255	50	0.0003	0.0006	0.0016	0.0020	0.0025	0.0031	0.0031	0.0039	0.0049
	≤ 32	≤ 301	50	0.0003	0.0006	0.0016	0.0020	0.0025	0.0031	0.0031	0.0039	0.0049
Duroplastics			50	0.0003	0.0006	0.0016	0.0020	0.0025	0.0031	0.0031	0.0039	0.0049
Thermoplastics			80	0.0004	0.0006	0.0020	0.0025	0.0031	0.0039	0.0039	0.0049	0.0063
Reinforced plastics - Kevlar												
Reinforced plastics - GFK / CFK												

Series # 582

Material group	Hardness HRC	Hardness BHN	SFM	Feed Rate - IPR .5 mm	1.0 mm	2.0 mm	2.5 mm	3.15 mm	4.0 mm	5.0 mm	6.3 mm	8 mm
Common structural steels	-	≤ 150	100	0.0003	0.0006	0.0016	0.0020	0.0025	0.0031	0.0031	0.0039	0.0049
	≤ 32	≤ 301	80	0.0003	0.0006	0.0016	0.0020	0.0025	0.0031	0.0031	0.0039	0.0049
Free-cutting steels	≤ 25	≤ 255	100	0.0003	0.0006	0.0016	0.0020	0.0025	0.0031	0.0031	0.0039	0.0049
	≤ 32	≤ 301	100	0.0003	0.0006	0.0016	0.0020	0.0025	0.0031	0.0031	0.0039	0.0049
Unalloyed heat-treatable steels	≤ 20	≤ 220	80	0.0003	0.0006	0.0016	0.0020	0.0025	0.0031	0.0031	0.0039	0.0049
	≤ 25	≤ 255	65	0.0003	0.0006	0.0016	0.0020	0.0025	0.0031	0.0031	0.0039	0.0049
	≤ 32	≤ 301	65	0.0003	0.0005	0.0013	0.0016	0.0020	0.0025	0.0025	0.0031	0.0039
Alloyed heat-treatable steels	≤ 32	≤ 301	50	0.0003	0.0006	0.0016	0.0020	0.0025	0.0031	0.0031	0.0039	0.0049
	≤ 43	≤ 402	25	0.0003	0.0005	0.0013	0.0016	0.0020	0.0025	0.0025	0.0031	0.0039
Unalloyed case hardened steels	≤ 25	≤ 255	80	0.0004	0.0006	0.0020	0.0025	0.0031	0.0039	0.0039	0.0049	0.0063
Alloyed case hardened steels	≤ 32	≤ 301	50	0.0003	0.0006	0.0016	0.0020	0.0025	0.0031	0.0031	0.0039	0.0049
	≤ 43	≤ 402	25	0.0003	0.0005	0.0013	0.0016	0.0020	0.0025	0.0025	0.0031	0.0039
Nitriding steels	≤ 32	≤ 301	35	0.0003	0.0006	0.0016	0.0020	0.0025	0.0031	0.0031	0.0039	0.0049
	≤ 43	≤ 402	25	0.0003	0.0005	0.0013	0.0016	0.0020	0.0025	0.0025	0.0031	0.0039
Tool steels	≤ 25	≤ 255	35	0.0003	0.0005	0.0013	0.0016	0.0020	0.0025	0.0025	0.0031	0.0039
	≤ 43	≤ 402	20	0.0003	0.0005	0.0013	0.0016	0.0020	0.0025	0.0025	0.0031	0.0039
High speed steels	≤ 43	≤ 402	20	0.0003	0.0005	0.0013	0.0016	0.0020	0.0025	0.0025	0.0031	0.0039
Spring steels	≤ 38	≤ 354	15	0.0002	0.0003	0.0010	0.0013	0.0016	0.0020	0.0020	0.0025	0.0031
Hardened steels	≤ 48	≤ 460										
	≤ 66	-										
Stainless steels, sulphured	≤ 28	≤ 273	35	0.0003	0.0005	0.0013	0.0016	0.0020	0.0025	0.0025	0.0031	0.0039
austenitic	≤ 36	≤ 337	25	0.0003	0.0005	0.0013	0.0016	0.0020	0.0025	0.0025	0.0031	0.0039
martensitic	≤ 46	≤ 435	20	0.0003	0.0005	0.0013	0.0016	0.0020	0.0025	0.0025	0.0031	0.0039
Cast iron	≤ 23	≤ 242	65	0.0005	0.0007	0.0025	0.0031	0.0039	0.0049	0.0049	0.0063	0.0079
	≤ 38	≤ 354	65	0.0004	0.0006	0.0020	0.0025	0.0031	0.0039	0.0039	0.0049	0.0063
Spheroidal graphite iron and malleable cast iron	≤ 23	≤ 242	80	0.0005	0.0007	0.0025	0.0031	0.0039	0.0049	0.0049	0.0063	0.0079
	≤ 38	≤ 354	65	0.0004	0.0006	0.0020	0.0025	0.0031	0.0039	0.0039	0.0049	0.0063
Chilled cast iron	≤ 38	≤ 354										
New cast materials GGV	≤ 20	≤ 220										
	≤ 32	≤ 301										
New cast materials ADI	≤ 32	≤ 301										
	≤ 43	≤ 402										
Special alloys	≤ 54	≤ 549	10	0.0002	0.0002	0.0008	0.0010	0.0013	0.0016	0.0016	0.0020	0.0025
Ti and Ti-alloys	≤ 25	≤ 255	15	0.0002	0.0003	0.0010	0.0013	0.0016	0.0020	0.0020	0.0025	0.0031
	≤ 43	≤ 402	15	0.0002	0.0003	0.0010	0.0013	0.0016	0.0020	0.0020	0.0025	0.0031
Aluminium and Al-alloys	-	≤ 120	230	0.0006	0.0008	0.0031	0.0039	0.0049	0.0063	0.0063	0.0079	0.0098
Al wrought alloys	-	≤ 200	230	0.0006	0.0008	0.0031	0.0039	0.0049	0.0063	0.0063	0.0079	0.0098
Al cast alloys ≤ 10 % Si	-	≤ 180	130	0.0005	0.0007	0.0025	0.0031	0.0039	0.0049	0.0049	0.0063	0.0079
≤ 24 % Si	-	≤ 180	130	0.0005	0.0007	0.0025	0.0031	0.0039	0.0049	0.0049	0.0063	0.0079
Magnesium alloys	-	≤ 120	195	0.0005	0.0007	0.0025	0.0031	0.0039	0.0049	0.0049	0.0063	0.0079
Copper, low-alloyed	-	≤ 150	165	0.0004	0.0006	0.0020	0.0025	0.0031	0.0039	0.0039	0.0049	0.0063
Brass, short-chipping	-	≤ 180	195	0.0004	0.0006	0.0020	0.0025	0.0031	0.0039	0.0039	0.0049	0.0063
long-chipping	-	≤ 180	130	0.0004	0.0006	0.0020	0.0025	0.0031	0.0039	0.0039	0.0049	0.0063
Bronze, short-chipping	-	≤ 180	100	0.0003	0.0006	0.0016	0.0020	0.0025	0.0031	0.0031	0.0039	0.0049
	≤ 25	≤ 255	80	0.0003	0.0006	0.0016	0.0020	0.0025	0.0031	0.0031	0.0039	0.0049
Bronze, long-chipping	≤ 25	≤ 255	50	0.0003	0.0006	0.0016	0.0020	0.0025	0.0031	0.0031	0.0039	0.0049
	≤ 32	≤ 301	50	0.0003	0.0006	0.0016	0.0020	0.0025	0.0031	0.0031	0.0039	0.0049
Duroplastics			50	0.0003	0.0006	0.0016	0.0020	0.0025	0.0031	0.0031	0.0039	0.0049
Thermoplastics			80	0.0004	0.0006	0.0020	0.0025	0.0031	0.0039	0.0039	0.0049	0.0063
Reinforced plastics - Kevlar												
Reinforced plastics - GFK / CFK												

Series # 583

Material group	Hardness HRC	Hardness BHN	SFM	Feed Rate - IPR .5 mm	1.0 mm	2.0 mm	2.5 mm	3.15 mm	4.0 mm	5.0 mm	6.3 mm	8 mm
Common structural steels	-	≤ 150	100	0.0003	0.0006	0.0016	0.0020	0.0025	0.0031	0.0031	0.0039	0.0049
	≤ 32	≤ 301	80	0.0003	0.0006	0.0016	0.0020	0.0025	0.0031	0.0031	0.0039	0.0049
Free-cutting steels	≤ 25	≤ 255	100	0.0003	0.0006	0.0016	0.0020	0.0025	0.0031	0.0031	0.0039	0.0049
	≤ 32	≤ 301	100	0.0003	0.0006	0.0016	0.0020	0.0025	0.0031	0.0031	0.0039	0.0049
Unalloyed heat-treatable steels	≤ 20	≤ 220	80	0.0003	0.0006	0.0016	0.0020	0.0025	0.0031	0.0031	0.0039	0.0049
	≤ 25	≤ 255	65	0.0003	0.0006	0.0016	0.0020	0.0025	0.0031	0.0031	0.0039	0.0049
	≤ 32	≤ 301	65	0.0003	0.0005	0.0013	0.0016	0.0020	0.0025	0.0025	0.0031	0.0039
Alloyed heat-treatable steels	≤ 32	≤ 301	50	0.0003	0.0006	0.0016	0.0020	0.0025	0.0031	0.0031	0.0039	0.0049
	≤ 43	≤ 402	25	0.0003	0.0005	0.0013	0.0016	0.0020	0.0025	0.0025	0.0031	0.0039
Unalloyed case hardened steels	≤ 25	≤ 255	80	0.0004	0.0006	0.0020	0.0025	0.0031	0.0039	0.0039	0.0049	0.0063
Alloyed case hardened steels	≤ 32	≤ 301	50	0.0003	0.0006	0.0016	0.0020	0.0025	0.0031	0.0031	0.0039	0.0049
	≤ 43	≤ 402	25	0.0003	0.0005	0.0013	0.0016	0.0020	0.0025	0.0025	0.0031	0.0039
Nitriding steels	≤ 32	≤ 301	35	0.0003	0.0006	0.0016	0.0020	0.0025	0.0031	0.0031	0.0039	0.0049
	≤ 43	≤ 402	25	0.0003	0.0005	0.0013	0.0016	0.0020	0.0025	0.0025	0.0031	0.0039
Tool steels	≤ 25	≤ 255	35	0.0003	0.0005	0.0013	0.0016	0.0020	0.0025	0.0025	0.0031	0.0039
	≤ 43	≤ 402	20	0.0003	0.0005	0.0013	0.0016	0.0020	0.0025	0.0025	0.0031	0.0039
High speed steels	≤ 43	≤ 402	20	0.0003	0.0005	0.0013	0.0016	0.0020	0.0025	0.0025	0.0031	0.0039
Spring steels	≤ 38	≤ 354	15	0.0002	0.0003	0.0010	0.0013	0.0016	0.0020	0.0020	0.0025	0.0031
Hardened steels	≤ 48	≤ 460										
	≤ 66	-										
Stainless steels, sulphured	≤ 28	≤ 273	35	0.0003	0.0005	0.0013	0.0016	0.0020	0.0025	0.0025	0.0031	0.0039
austenitic	≤ 36	≤ 337	25	0.0003	0.0005	0.0013	0.0016	0.0020	0.0025	0.0025	0.0031	0.0039
martensitic	≤ 46	≤ 435	20	0.0003	0.0005	0.0013	0.0016	0.0020	0.0025	0.0025	0.0031	0.0039
Cast iron	≤ 23	≤ 242	65	0.0005	0.0007	0.0025	0.0031	0.0039	0.0049	0.0049	0.0063	0.0079
	≤ 38	≤ 354	65	0.0004	0.0006	0.0020	0.0025	0.0031	0.0039	0.0039	0.0049	0.0063
Spheroidal graphite iron and malleable cast iron	≤ 23	≤ 242	80	0.0005	0.0007	0.0025	0.0031	0.0039	0.0049	0.0049	0.0063	0.0079
	≤ 38	≤ 354	65	0.0004	0.0006	0.0020	0.0025	0.0031	0.0039	0.0039	0.0049	0.0063
Chilled cast iron	≤ 38	≤ 354										
New cast materials GGV	≤ 20	≤ 220										
	≤ 32	≤ 301										
New cast materials ADI	≤ 32	≤ 301										
	≤ 43	≤ 402										
Special alloys	≤ 54	≤ 549	10	0.0002	0.0002	0.0008	0.0010	0.0013	0.0016	0.0016	0.0020	0.0025
Ti and Ti-alloys	≤ 25	≤ 255	15	0.0002	0.0003	0.0010	0.0013	0.0016	0.0020	0.0020	0.0025	0.0031
	≤ 43	≤ 402	15	0.0002	0.0003	0.0010	0.0013	0.0016	0.0020	0.0020	0.0025	0.0031
Aluminium and Al-alloys	-	≤ 120	230	0.0006	0.0008	0.0031	0.0039	0.0049	0.0063	0.0063	0.0079	0.0098
Al wrought alloys	-	≤ 200	230	0.0006	0.0008	0.0031	0.0039	0.0049	0.0063	0.0063	0.0079	0.0098
Al cast alloys ≤ 10 % Si	-	≤ 180	130	0.0005	0.0007	0.0025	0.0031	0.0039	0.0049	0.0049	0.0063	0.0079
≤ 24 % Si	-	≤ 180	130	0.0005	0.0007	0.0025	0.0031	0.0039	0.0049	0.0049	0.0063	0.0079
Magnesium alloys	-	≤ 120	195	0.0005	0.0007	0.0025	0.0031	0.0039	0.0049	0.0049	0.0063	0.0079
Copper, low-alloyed	-	≤ 150	165	0.0004	0.0006	0.0020	0.0025	0.0031	0.0039	0.0039	0.0049	0.0063
Brass, short-chipping	-	≤ 180	195	0.0004	0.0006	0.0020	0.0025	0.0031	0.0039	0.0039	0.0049	0.0063
long-chipping	-	≤ 180	130	0.0004	0.0006	0.0020	0.0025	0.0031	0.0039	0.0039	0.0049	0.0063
Bronze, short-chipping	-	≤ 180	100	0.0003	0.0006	0.0016	0.0020	0.0025	0.0031	0.0031	0.0039	0.0049
	≤ 25	≤ 255	80	0.0003	0.0006	0.0016	0.0020	0.0025	0.0031	0.0031	0.0039	0.0049
Bronze, long-chipping	≤ 25	≤ 255	50	0.0003	0.0006	0.0016	0.0020	0.0025	0.0031	0.0031	0.0039	0.0049
	≤ 32	≤ 301	50	0.0003	0.0006	0.0016	0.0020	0.0025	0.0031	0.0031	0.0039	0.0049
Duroplastics			50	0.0003	0.0006	0.0016	0.0020	0.0025	0.0031	0.0031	0.0039	0.0049
Thermoplastics			80	0.0004	0.0006	0.0020	0.0025	0.0031	0.0039	0.0039	0.0049	0.0063
Reinforced plastics - Kevlar												
Reinforced plastics - GFK / CFK												

Series # 584

Material group	Hardness HRC	Hardness BHN	SFM	Feed Rate - IPR .5 mm	1.0 mm	2.0 mm	2.5 mm	3.15 mm	4.0 mm	5.0 mm	6.3 mm	8 mm
Common structural steels	-	≤ 150	100	0.0003	0.0006	0.0016	0.0020	0.0025	0.0031	0.0031	0.0039	0.0049
	≤ 32	≤ 301	80	0.0003	0.0006	0.0016	0.0020	0.0025	0.0031	0.0031	0.0039	0.0049
Free-cutting steels	≤ 25	≤ 255	100	0.0003	0.0006	0.0016	0.0020	0.0025	0.0031	0.0031	0.0039	0.0049
	≤ 32	≤ 301	100	0.0003	0.0006	0.0016	0.0020	0.0025	0.0031	0.0031	0.0039	0.0049
Unalloyed heat-treatable steels	≤ 20	≤ 220	80	0.0003	0.0006	0.0016	0.0020	0.0025	0.0031	0.0031	0.0039	0.0049
	≤ 25	≤ 255	65	0.0003	0.0006	0.0016	0.0020	0.0025	0.0031	0.0031	0.0039	0.0049
	≤ 32	≤ 301	65	0.0003	0.0005	0.0013	0.0016	0.0020	0.0025	0.0025	0.0031	0.0039
Alloyed heat-treatable steels	≤ 32	≤ 301	50	0.0003	0.0006	0.0016	0.0020	0.0025	0.0031	0.0031	0.0039	0.0049
	≤ 43	≤ 402	25	0.0003	0.0005	0.0013	0.0016	0.0020	0.0025	0.0025	0.0031	0.0039
Unalloyed case hardened steels	≤ 25	≤ 255	80	0.0004	0.0006	0.0020	0.0025	0.0031	0.0039	0.0039	0.0049	0.0063
Alloyed case hardened steels	≤ 32	≤ 301	50	0.0003	0.0006	0.0016	0.0020	0.0025	0.0031	0.0031	0.0039	0.0049
	≤ 43	≤ 402	25	0.0003	0.0005	0.0013	0.0016	0.0020	0.0025	0.0025	0.0031	0.0039
Nitriding steels	≤ 32	≤ 301	35	0.0003	0.0006	0.0016	0.0020	0.0025	0.0031	0.0031	0.0039	0.0049
	≤ 43	≤ 402	25	0.0003	0.0005	0.0013	0.0016	0.0020	0.0025	0.0025	0.0031	0.0039
Tool steels	≤ 25	≤ 255	35	0.0003	0.0005	0.0013	0.0016	0.0020	0.0025	0.0025	0.0031	0.0039
	≤ 43	≤ 402	20	0.0003	0.0005	0.0013	0.0016	0.0020	0.0025	0.0025	0.0031	0.0039
High speed steels	≤ 43	≤ 402	20	0.0003	0.0005	0.0013	0.0016	0.0020	0.0025	0.0025	0.0031	0.0039
Spring steels	≤ 38	≤ 354	15	0.0002	0.0003	0.0010	0.0013	0.0016	0.0020	0.0020	0.0025	0.0031
Hardened steels	≤ 48	≤ 460										
	≤ 66	-										
Stainless steels, sulphured	≤ 28	≤ 273	35	0.0003	0.0005	0.0013	0.0016	0.0020	0.0025	0.0025	0.0031	0.0039
austenitic	≤ 36	≤ 337	25	0.0003	0.0005	0.0013	0.0016	0.0020	0.0025	0.0025	0.0031	0.0039
martensitic	≤ 46	≤ 435	20	0.0003	0.0005	0.0013	0.0016	0.0020	0.0025	0.0025	0.0031	0.0039
Cast iron	≤ 23	≤ 242	65	0.0005	0.0007	0.0025	0.0031	0.0039	0.0049	0.0049	0.0063	0.0079
	≤ 38	≤ 354	65	0.0004	0.0006	0.0020	0.0025	0.0031	0.0039	0.0039	0.0049	0.0063
Spheroidal graphite iron and malleable cast iron	≤ 23	≤ 242	80	0.0005	0.0007	0.0025	0.0031	0.0039	0.0049	0.0049	0.0063	0.0079
	≤ 38	≤ 354	65	0.0004	0.0006	0.0020	0.0025	0.0031	0.0039	0.0039	0.0049	0.0063
Chilled cast iron	≤ 38	≤ 354										
New cast materials GGV	≤ 20	≤ 220										
	≤ 32	≤ 301										
New cast materials ADI	≤ 32	≤ 301										
	≤ 43	≤ 402										
Special alloys	≤ 54	≤ 549	10	0.0002	0.0002	0.0008	0.0010	0.0013	0.0016	0.0016	0.0020	0.0025
Ti and Ti-alloys	≤ 25	≤ 255	15	0.0002	0.0003	0.0010	0.0013	0.0016	0.0020	0.0020	0.0025	0.0031
	≤ 43	≤ 402	15	0.0002	0.0003	0.0010	0.0013	0.0016	0.0020	0.0020	0.0025	0.0031
Aluminium and Al-alloys	-	≤ 120	230	0.0006	0.0008	0.0031	0.0039	0.0049	0.0063	0.0063	0.0079	0.0098
Al wrought alloys	-	≤ 200	230	0.0006	0.0008	0.0031	0.0039	0.0049	0.0063	0.0063	0.0079	0.0098
Al cast alloys ≤ 10 % Si	-	≤ 180	130	0.0005	0.0007	0.0025	0.0031	0.0039	0.0049	0.0049	0.0063	0.0079
≤ 24 % Si	-	≤ 180	130	0.0005	0.0007	0.0025	0.0031	0.0039	0.0049	0.0049	0.0063	0.0079
Magnesium alloys	-	≤ 120	195	0.0005	0.0007	0.0025	0.0031	0.0039	0.0049	0.0049	0.0063	0.0079
Copper, low-alloyed	-	≤ 150	165	0.0004	0.0006	0.0020	0.0025	0.0031	0.0039	0.0039	0.0049	0.0063
Brass, short-chipping	-	≤ 180	195	0.0004	0.0006	0.0020	0.0025	0.0031	0.0039	0.0039	0.0049	0.0063
long-chipping	-	≤ 180	130	0.0004	0.0006	0.0020	0.0025	0.0031	0.0039	0.0039	0.0049	0.0063
Bronze, short-chipping	-	≤ 180	100	0.0003	0.0006	0.0016	0.0020	0.0025	0.0031	0.0031	0.0039	0.0049
	≤ 25	≤ 255	80	0.0003	0.0006	0.0016	0.0020	0.0025	0.0031	0.0031	0.0039	0.0049
Bronze, long-chipping	≤ 25	≤ 255	50	0.0003	0.0006	0.0016	0.0020	0.0025	0.0031	0.0031	0.0039	0.0049
	≤ 32	≤ 301	50	0.0003	0.0006	0.0016	0.0020	0.0025	0.0031	0.0031	0.0039	0.0049
Duroplastics			50	0.0003	0.0006	0.0016	0.0020	0.0025	0.0031	0.0031	0.0039	0.0049
Thermoplastics			80	0.0004	0.0006	0.0020	0.0025	0.0031	0.0039	0.0039	0.0049	0.0063
Reinforced plastics - Kevlar												
Reinforced plastics - GFK / CFK												

Series # 585

Material group	Hardness HRC	Hardness BHN	SFM	Feed Rate - IPR .5 mm	1.0 mm	2.0 mm	2.5 mm	3.15 mm	4.0 mm	5.0 mm	6.3 mm	8 mm
Common structural steels	-	≤ 150	100	0.0003	0.0006	0.0016	0.0020	0.0025	0.0031	0.0031	0.0039	0.0049
	≤ 32	≤ 301	80	0.0003	0.0006	0.0016	0.0020	0.0025	0.0031	0.0031	0.0039	0.0049
Free-cutting steels	≤ 25	≤ 255	100	0.0003	0.0006	0.0016	0.0020	0.0025	0.0031	0.0031	0.0039	0.0049
	≤ 32	≤ 301	100	0.0003	0.0006	0.0016	0.0020	0.0025	0.0031	0.0031	0.0039	0.0049
Unalloyed heat-treatable steels	≤ 20	≤ 220	80	0.0003	0.0006	0.0016	0.0020	0.0025	0.0031	0.0031	0.0039	0.0049
	≤ 25	≤ 255	65	0.0003	0.0006	0.0016	0.0020	0.0025	0.0031	0.0031	0.0039	0.0049
	≤ 32	≤ 301	65	0.0003	0.0005	0.0013	0.0016	0.0020	0.0025	0.0025	0.0031	0.0039
Alloyed heat-treatable steels	≤ 32	≤ 301	50	0.0003	0.0006	0.0016	0.0020	0.0025	0.0031	0.0031	0.0039	0.0049
	≤ 43	≤ 402	25	0.0003	0.0005	0.0013	0.0016	0.0020	0.0025	0.0025	0.0031	0.0039
Unalloyed case hardened steels	≤ 25	≤ 255	80	0.0004	0.0006	0.0020	0.0025	0.0031	0.0039	0.0039	0.0049	0.0063
Alloyed case hardened steels	≤ 32	≤ 301	50	0.0003	0.0006	0.0016	0.0020	0.0025	0.0031	0.0031	0.0039	0.0049
	≤ 43	≤ 402	25	0.0003	0.0005	0.0013	0.0016	0.0020	0.0025	0.0025	0.0031	0.0039
Nitriding steels	≤ 32	≤ 301	35	0.0003	0.0006	0.0016	0.0020	0.0025	0.0031	0.0031	0.0039	0.0049
	≤ 43	≤ 402	25	0.0003	0.0005	0.0013	0.0016	0.0020	0.0025	0.0025	0.0031	0.0039
Tool steels	≤ 25	≤ 255	35	0.0003	0.0005	0.0013	0.0016	0.0020	0.0025	0.0025	0.0031	0.0039
	≤ 43	≤ 402	20	0.0003	0.0005	0.0013	0.0016	0.0020	0.0025	0.0025	0.0031	0.0039
High speed steels	≤ 43	≤ 402	20	0.0003	0.0005	0.0013	0.0016	0.0020	0.0025	0.0025	0.0031	0.0039
Spring steels	≤ 38	≤ 354	15	0.0002	0.0003	0.0010	0.0013	0.0016	0.0020	0.0020	0.0025	0.0031
Hardened steels	≤ 48	≤ 460										
	≤ 66	-										
Stainless steels, sulphured	≤ 28	≤ 273	35	0.0003	0.0005	0.0013	0.0016	0.0020	0.0025	0.0025	0.0031	0.0039
austenitic	≤ 36	≤ 337	25	0.0003	0.0005	0.0013	0.0016	0.0020	0.0025	0.0025	0.0031	0.0039
martensitic	≤ 46	≤ 435	20	0.0003	0.0005	0.0013	0.0016	0.0020	0.0025	0.0025	0.0031	0.0039
Cast iron	≤ 23	≤ 242	65	0.0005	0.0007	0.0025	0.0031	0.0039	0.0049	0.0049	0.0063	0.0079
	≤ 38	≤ 354	65	0.0004	0.0006	0.0020	0.0025	0.0031	0.0039	0.0039	0.0049	0.0063
Spheroidal graphite iron and malleable cast iron	≤ 23	≤ 242	80	0.0005	0.0007	0.0025	0.0031	0.0039	0.0049	0.0049	0.0063	0.0079
	≤ 38	≤ 354	65	0.0004	0.0006	0.0020	0.0025	0.0031	0.0039	0.0039	0.0049	0.0063
Chilled cast iron	≤ 38	≤ 354										
New cast materials GGV	≤ 20	≤ 220										
	≤ 32	≤ 301										
New cast materials ADI	≤ 32	≤ 301										
	≤ 43	≤ 402										
Special alloys	≤ 54	≤ 549	10	0.0002	0.0002	0.0008	0.0010	0.0013	0.0016	0.0016	0.0020	0.0025
Ti and Ti-alloys	≤ 25	≤ 255	15	0.0002	0.0003	0.0010	0.0013	0.0016	0.0020	0.0020	0.0025	0.0031
	≤ 43	≤ 402	15	0.0002	0.0003	0.0010	0.0013	0.0016	0.0020	0.0020	0.0025	0.0031
Aluminium and Al-alloys	-	≤ 120	230	0.0006	0.0008	0.0031	0.0039	0.0049	0.0063	0.0063	0.0079	0.0098
Al wrought alloys	-	≤ 200	230	0.0006	0.0008	0.0031	0.0039	0.0049	0.0063	0.0063	0.0079	0.0098
Al cast alloys ≤ 10 % Si	-	≤ 180	130	0.0005	0.0007	0.0025	0.0031	0.0039	0.0049	0.0049	0.0063	0.0079
≤ 24 % Si	-	≤ 180	130	0.0005	0.0007	0.0025	0.0031	0.0039	0.0049	0.0049	0.0063	0.0079
Magnesium alloys	-	≤ 120	195	0.0005	0.0007	0.0025	0.0031	0.0039	0.0049	0.0049	0.0063	0.0079
Copper, low-alloyed	-	≤ 150	165	0.0004	0.0006	0.0020	0.0025	0.0031	0.0039	0.0039	0.0049	0.0063
Brass, short-chipping	-	≤ 180	195	0.0004	0.0006	0.0020	0.0025	0.0031	0.0039	0.0039	0.0049	0.0063
long-chipping	-	≤ 180	130	0.0004	0.0006	0.0020	0.0025	0.0031	0.0039	0.0039	0.0049	0.0063
Bronze, short-chipping	-	≤ 180	100	0.0003	0.0006	0.0016	0.0020	0.0025	0.0031	0.0031	0.0039	0.0049
	≤ 25	≤ 255	80	0.0003	0.0006	0.0016	0.0020	0.0025	0.0031	0.0031	0.0039	0.0049
Bronze, long-chipping	≤ 25	≤ 255	50	0.0003	0.0006	0.0016	0.0020	0.0025	0.0031	0.0031	0.0039	0.0049
	≤ 32	≤ 301	50	0.0003	0.0006	0.0016	0.0020	0.0025	0.0031	0.0031	0.0039	0.0049
Duroplastics			50	0.0003	0.0006	0.0016	0.0020	0.0025	0.0031	0.0031	0.0039	0.0049
Thermoplastics			80	0.0004	0.0006	0.0020	0.0025	0.0031	0.0039	0.0039	0.0049	0.0063
Reinforced plastics - Kevlar												
Reinforced plastics - GFK / CFK												

Series # 586

Material group	Hardness HRC	Hardness BHN	SFM	Feed Rate - IPR .5 mm	1.0 mm	2.0 mm	2.5 mm	3.15 mm	4.0 mm	5.0 mm	6.3 mm	8 mm
Common structural steels	-	≤ 150	100	0.0003	0.0006	0.0016	0.0020	0.0025	0.0031	0.0031	0.0039	0.0049
	≤ 32	≤ 301	80	0.0003	0.0006	0.0016	0.0020	0.0025	0.0031	0.0031	0.0039	0.0049
Free-cutting steels	≤ 25	≤ 255	100	0.0003	0.0006	0.0016	0.0020	0.0025	0.0031	0.0031	0.0039	0.0049
	≤ 32	≤ 301	100	0.0003	0.0006	0.0016	0.0020	0.0025	0.0031	0.0031	0.0039	0.0049
Unalloyed heat-treatable steels	≤ 20	≤ 220	80	0.0003	0.0006	0.0016	0.0020	0.0025	0.0031	0.0031	0.0039	0.0049
	≤ 25	≤ 255	65	0.0003	0.0006	0.0016	0.0020	0.0025	0.0031	0.0031	0.0039	0.0049
	≤ 32	≤ 301	65	0.0003	0.0005	0.0013	0.0016	0.0020	0.0025	0.0025	0.0031	0.0039
Alloyed heat-treatable steels	≤ 32	≤ 301	50	0.0003	0.0006	0.0016	0.0020	0.0025	0.0031	0.0031	0.0039	0.0049
	≤ 43	≤ 402	25	0.0003	0.0005	0.0013	0.0016	0.0020	0.0025	0.0025	0.0031	0.0039
Unalloyed case hardened steels	≤ 25	≤ 255	80	0.0004	0.0006	0.0020	0.0025	0.0031	0.0039	0.0039	0.0049	0.0063
Alloyed case hardened steels	≤ 32	≤ 301	50	0.0003	0.0006	0.0016	0.0020	0.0025	0.0031	0.0031	0.0039	0.0049
	≤ 43	≤ 402	25	0.0003	0.0005	0.0013	0.0016	0.0020	0.0025	0.0025	0.0031	0.0039
Nitriding steels	≤ 32	≤ 301	35	0.0003	0.0006	0.0016	0.0020	0.0025	0.0031	0.0031	0.0039	0.0049
	≤ 43	≤ 402	25	0.0003	0.0005	0.0013	0.0016	0.0020	0.0025	0.0025	0.0031	0.0039
Tool steels	≤ 25	≤ 255	35	0.0003	0.0005	0.0013	0.0016	0.0020	0.0025	0.0025	0.0031	0.0039
	≤ 43	≤ 402	20	0.0003	0.0005	0.0013	0.0016	0.0020	0.0025	0.0025	0.0031	0.0039
High speed steels	≤ 43	≤ 402	20	0.0003	0.0005	0.0013	0.0016	0.0020	0.0025	0.0025	0.0031	0.0039
Spring steels	≤ 38	≤ 354	15	0.0002	0.0003	0.0010	0.0013	0.0016	0.0020	0.0020	0.0025	0.0031
Hardened steels	≤ 48	≤ 460										
	≤ 66	-										
Stainless steels, sulphured	≤ 28	≤ 273	35	0.0003	0.0005	0.0013	0.0016	0.0020	0.0025	0.0025	0.0031	0.0039
austenitic	≤ 36	≤ 337	25	0.0003	0.0005	0.0013	0.0016	0.0020	0.0025	0.0025	0.0031	0.0039
martensitic	≤ 46	≤ 435	20	0.0003	0.0005	0.0013	0.0016	0.0020	0.0025	0.0025	0.0031	0.0039
Cast iron	≤ 23	≤ 242	65	0.0005	0.0007	0.0025	0.0031	0.0039	0.0049	0.0049	0.0063	0.0079
	≤ 38	≤ 354	65	0.0004	0.0006	0.0020	0.0025	0.0031	0.0039	0.0039	0.0049	0.0063
Spheroidal graphite iron and malleable cast iron	≤ 23	≤ 242	80	0.0005	0.0007	0.0025	0.0031	0.0039	0.0049	0.0049	0.0063	0.0079
	≤ 38	≤ 354	65	0.0004	0.0006	0.0020	0.0025	0.0031	0.0039	0.0039	0.0049	0.0063
Chilled cast iron	≤ 38	≤ 354										
New cast materials GGV	≤ 20	≤ 220										
	≤ 32	≤ 301										
New cast materials ADI	≤ 32	≤ 301										
	≤ 43	≤ 402										
Special alloys	≤ 54	≤ 549	10	0.0002	0.0002	0.0008	0.0010	0.0013	0.0016	0.0016	0.0020	0.0025
Ti and Ti-alloys	≤ 25	≤ 255	15	0.0002	0.0003	0.0010	0.0013	0.0016	0.0020	0.0020	0.0025	0.0031
	≤ 43	≤ 402	15	0.0002	0.0003	0.0010	0.0013	0.0016	0.0020	0.0020	0.0025	0.0031
Aluminium and Al-alloys	-	≤ 120	230	0.0006	0.0008	0.0031	0.0039	0.0049	0.0063	0.0063	0.0079	0.0098
Al wrought alloys	-	≤ 200	230	0.0006	0.0008	0.0031	0.0039	0.0049	0.0063	0.0063	0.0079	0.0098
Al cast alloys ≤ 10 % Si	-	≤ 180	130	0.0005	0.0007	0.0025	0.0031	0.0039	0.0049	0.0049	0.0063	0.0079
≤ 24 % Si	-	≤ 180	130	0.0005	0.0007	0.0025	0.0031	0.0039	0.0049	0.0049	0.0063	0.0079
Magnesium alloys	-	≤ 120	195	0.0005	0.0007	0.0025	0.0031	0.0039	0.0049	0.0049	0.0063	0.0079
Copper, low-alloyed	-	≤ 150	165	0.0004	0.0006	0.0020	0.0025	0.0031	0.0039	0.0039	0.0049	0.0063
Brass, short-chipping	-	≤ 180	195	0.0004	0.0006	0.0020	0.0025	0.0031	0.0039	0.0039	0.0049	0.0063
long-chipping	-	≤ 180	130	0.0004	0.0006	0.0020	0.0025	0.0031	0.0039	0.0039	0.0049	0.0063
Bronze, short-chipping	-	≤ 180	100	0.0003	0.0006	0.0016	0.0020	0.0025	0.0031	0.0031	0.0039	0.0049
	≤ 25	≤ 255	80	0.0003	0.0006	0.0016	0.0020	0.0025	0.0031	0.0031	0.0039	0.0049
Bronze, long-chipping	≤ 25	≤ 255	50	0.0003	0.0006	0.0016	0.0020	0.0025	0.0031	0.0031	0.0039	0.0049
	≤ 32	≤ 301	50	0.0003	0.0006	0.0016	0.0020	0.0025	0.0031	0.0031	0.0039	0.0049
Duroplastics			50	0.0003	0.0006	0.0016	0.0020	0.0025	0.0031	0.0031	0.0039	0.0049
Thermoplastics			80	0.0004	0.0006	0.0020	0.0025	0.0031	0.0039	0.0039	0.0049	0.0063
Reinforced plastics - Kevlar												
Reinforced plastics - GFK / CFK												

Series # 587

Material group	Hardness HRC	Hardness BHN	SFM	Feed Rate - IPR .5 mm	1.0 mm	2.0 mm	2.5 mm	3.15 mm	4.0 mm	5.0 mm	6.3 mm	8 mm
Common structural steels	-	≤ 150	100	0.0003	0.0006	0.0016	0.0020	0.0025	0.0031	0.0031	0.0039	0.0049
	≤ 32	≤ 301	80	0.0003	0.0006	0.0016	0.0020	0.0025	0.0031	0.0031	0.0039	0.0049
Free-cutting steels	≤ 25	≤ 255	100	0.0003	0.0006	0.0016	0.0020	0.0025	0.0031	0.0031	0.0039	0.0049
	≤ 32	≤ 301	100	0.0003	0.0006	0.0016	0.0020	0.0025	0.0031	0.0031	0.0039	0.0049
Unalloyed heat-treatable steels	≤ 20	≤ 220	80	0.0003	0.0006	0.0016	0.0020	0.0025	0.0031	0.0031	0.0039	0.0049
	≤ 25	≤ 255	65	0.0003	0.0006	0.0016	0.0020	0.0025	0.0031	0.0031	0.0039	0.0049
	≤ 32	≤ 301	65	0.0003	0.0005	0.0013	0.0016	0.0020	0.0025	0.0025	0.0031	0.0039
Alloyed heat-treatable steels	≤ 32	≤ 301	50	0.0003	0.0006	0.0016	0.0020	0.0025	0.0031	0.0031	0.0039	0.0049
	≤ 43	≤ 402	25	0.0003	0.0005	0.0013	0.0016	0.0020	0.0025	0.0025	0.0031	0.0039
Unalloyed case hardened steels	≤ 25	≤ 255	80	0.0004	0.0006	0.0020	0.0025	0.0031	0.0039	0.0039	0.0049	0.0063
Alloyed case hardened steels	≤ 32	≤ 301	50	0.0003	0.0006	0.0016	0.0020	0.0025	0.0031	0.0031	0.0039	0.0049
	≤ 43	≤ 402	25	0.0003	0.0005	0.0013	0.0016	0.0020	0.0025	0.0025	0.0031	0.0039
Nitriding steels	≤ 32	≤ 301	35	0.0003	0.0006	0.0016	0.0020	0.0025	0.0031	0.0031	0.0039	0.0049
	≤ 43	≤ 402	25	0.0003	0.0005	0.0013	0.0016	0.0020	0.0025	0.0025	0.0031	0.0039
Tool steels	≤ 25	≤ 255	35	0.0003	0.0005	0.0013	0.0016	0.0020	0.0025	0.0025	0.0031	0.0039
	≤ 43	≤ 402	20	0.0003	0.0005	0.0013	0.0016	0.0020	0.0025	0.0025	0.0031	0.0039
High speed steels	≤ 43	≤ 402	20	0.0003	0.0005	0.0013	0.0016	0.0020	0.0025	0.0025	0.0031	0.0039
Spring steels	≤ 38	≤ 354	15	0.0002	0.0003	0.0010	0.0013	0.0016	0.0020	0.0020	0.0025	0.0031
Hardened steels	≤ 48	≤ 460										
	≤ 66	-										
Stainless steels, sulphured	≤ 28	≤ 273	35	0.0003	0.0005	0.0013	0.0016	0.0020	0.0025	0.0025	0.0031	0.0039
austenitic	≤ 36	≤ 337	25	0.0003	0.0005	0.0013	0.0016	0.0020	0.0025	0.0025	0.0031	0.0039
martensitic	≤ 46	≤ 435	20	0.0003	0.0005	0.0013	0.0016	0.0020	0.0025	0.0025	0.0031	0.0039
Cast iron	≤ 23	≤ 242	65	0.0005	0.0007	0.0025	0.0031	0.0039	0.0049	0.0049	0.0063	0.0079
	≤ 38	≤ 354	65	0.0004	0.0006	0.0020	0.0025	0.0031	0.0039	0.0039	0.0049	0.0063
Spheroidal graphite iron and malleable cast iron	≤ 23	≤ 242	80	0.0005	0.0007	0.0025	0.0031	0.0039	0.0049	0.0049	0.0063	0.0079
	≤ 38	≤ 354	65	0.0004	0.0006	0.0020	0.0025	0.0031	0.0039	0.0039	0.0049	0.0063
Chilled cast iron	≤ 38	≤ 354										
New cast materials GGV	≤ 20	≤ 220										
	≤ 32	≤ 301										
New cast materials ADI	≤ 32	≤ 301										
	≤ 43	≤ 402										
Special alloys	≤ 54	≤ 549	10	0.0002	0.0002	0.0008	0.0010	0.0013	0.0016	0.0016	0.0020	0.0025
Ti and Ti-alloys	≤ 25	≤ 255	15	0.0002	0.0003	0.0010	0.0013	0.0016	0.0020	0.0020	0.0025	0.0031
	≤ 43	≤ 402	15	0.0002	0.0003	0.0010	0.0013	0.0016	0.0020	0.0020	0.0025	0.0031
Aluminium and Al-alloys	-	≤ 120	230	0.0006	0.0008	0.0031	0.0039	0.0049	0.0063	0.0063	0.0079	0.0098
Al wrought alloys	-	≤ 200	230	0.0006	0.0008	0.0031	0.0039	0.0049	0.0063	0.0063	0.0079	0.0098
Al cast alloys ≤ 10 % Si	-	≤ 180	130	0.0005	0.0007	0.0025	0.0031	0.0039	0.0049	0.0049	0.0063	0.0079
≤ 24 % Si	-	≤ 180	130	0.0005	0.0007	0.0025	0.0031	0.0039	0.0049	0.0049	0.0063	0.0079
Magnesium alloys	-	≤ 120	195	0.0005	0.0007	0.0025	0.0031	0.0039	0.0049	0.0049	0.0063	0.0079
Copper, low-alloyed	-	≤ 150	165	0.0004	0.0006	0.0020	0.0025	0.0031	0.0039	0.0039	0.0049	0.0063
Brass, short-chipping	-	≤ 180	195	0.0004	0.0006	0.0020	0.0025	0.0031	0.0039	0.0039	0.0049	0.0063
long-chipping	-	≤ 180	130	0.0004	0.0006	0.0020	0.0025	0.0031	0.0039	0.0039	0.0049	0.0063
Bronze, short-chipping	-	≤ 180	100	0.0003	0.0006	0.0016	0.0020	0.0025	0.0031	0.0031	0.0039	0.0049
	≤ 25	≤ 255	80	0.0003	0.0006	0.0016	0.0020	0.0025	0.0031	0.0031	0.0039	0.0049
Bronze, long-chipping	≤ 25	≤ 255	50	0.0003	0.0006	0.0016	0.0020	0.0025	0.0031	0.0031	0.0039	0.0049
	≤ 32	≤ 301	50	0.0003	0.0006	0.0016	0.0020	0.0025	0.0031	0.0031	0.0039	0.0049
Duroplastics			50	0.0003	0.0006	0.0016	0.0020	0.0025	0.0031	0.0031	0.0039	0.0049
Thermoplastics			80	0.0004	0.0006	0.0020	0.0025	0.0031	0.0039	0.0039	0.0049	0.0063
Reinforced plastics - Kevlar												
Reinforced plastics - GFK / CFK												

Series # 588

Material group	Hardness HRC	Hardness BHN	SFM	Feed Rate - IPR .5 mm	1.0 mm	2.0 mm	2.5 mm	3.15 mm	4.0 mm	5.0 mm	6.3 mm	8 mm
Common structural steels	-	≤ 150	100	0.0003	0.0006	0.0016	0.0020	0.0025	0.0031	0.0031	0.0039	0.0049
	≤ 32	≤ 301	80	0.0003	0.0006	0.0016	0.0020	0.0025	0.0031	0.0031	0.0039	0.0049
Free-cutting steels	≤ 25	≤ 255	100	0.0003	0.0006	0.0016	0.0020	0.0025	0.0031	0.0031	0.0039	0.0049
	≤ 32	≤ 301	100	0.0003	0.0006	0.0016	0.0020	0.0025	0.0031	0.0031	0.0039	0.0049
Unalloyed heat-treatable steels	≤ 20	≤ 220	80	0.0003	0.0006	0.0016	0.0020	0.0025	0.0031	0.0031	0.0039	0.0049
	≤ 25	≤ 255	65	0.0003	0.0006	0.0016	0.0020	0.0025	0.0031	0.0031	0.0039	0.0049
	≤ 32	≤ 301	65	0.0003	0.0005	0.0013	0.0016	0.0020	0.0025	0.0025	0.0031	0.0039
Alloyed heat-treatable steels	≤ 32	≤ 301	50	0.0003	0.0006	0.0016	0.0020	0.0025	0.0031	0.0031	0.0039	0.0049
	≤ 43	≤ 402	25	0.0003	0.0005	0.0013	0.0016	0.0020	0.0025	0.0025	0.0031	0.0039
Unalloyed case hardened steels	≤ 25	≤ 255	80	0.0004	0.0006	0.0020	0.0025	0.0031	0.0039	0.0039	0.0049	0.0063
Alloyed case hardened steels	≤ 32	≤ 301	50	0.0003	0.0006	0.0016	0.0020	0.0025	0.0031	0.0031	0.0039	0.0049
	≤ 43	≤ 402	25	0.0003	0.0005	0.0013	0.0016	0.0020	0.0025	0.0025	0.0031	0.0039
Nitriding steels	≤ 32	≤ 301	35	0.0003	0.0006	0.0016	0.0020	0.0025	0.0031	0.0031	0.0039	0.0049
	≤ 43	≤ 402	25	0.0003	0.0005	0.0013	0.0016	0.0020	0.0025	0.0025	0.0031	0.0039
Tool steels	≤ 25	≤ 255	35	0.0003	0.0005	0.0013	0.0016	0.0020	0.0025	0.0025	0.0031	0.0039
	≤ 43	≤ 402	20	0.0003	0.0005	0.0013	0.0016	0.0020	0.0025	0.0025	0.0031	0.0039
High speed steels	≤ 43	≤ 402	20	0.0003	0.0005	0.0013	0.0016	0.0020	0.0025	0.0025	0.0031	0.0039
Spring steels	≤ 38	≤ 354	15	0.0002	0.0003	0.0010	0.0013	0.0016	0.0020	0.0020	0.0025	0.0031
Hardened steels	≤ 48	≤ 460										
	≤ 66	-										
Stainless steels, sulphured	≤ 28	≤ 273	35	0.0003	0.0005	0.0013	0.0016	0.0020	0.0025	0.0025	0.0031	0.0039
austenitic	≤ 36	≤ 337	25	0.0003	0.0005	0.0013	0.0016	0.0020	0.0025	0.0025	0.0031	0.0039
martensitic	≤ 46	≤ 435	20	0.0003	0.0005	0.0013	0.0016	0.0020	0.0025	0.0025	0.0031	0.0039
Cast iron	≤ 23	≤ 242	65	0.0005	0.0007	0.0025	0.0031	0.0039	0.0049	0.0049	0.0063	0.0079
	≤ 38	≤ 354	65	0.0004	0.0006	0.0020	0.0025	0.0031	0.0039	0.0039	0.0049	0.0063
Spheroidal graphite iron and malleable cast iron	≤ 23	≤ 242	80	0.0005	0.0007	0.0025	0.0031	0.0039	0.0049	0.0049	0.0063	0.0079
	≤ 38	≤ 354	65	0.0004	0.0006	0.0020	0.0025	0.0031	0.0039	0.0039	0.0049	0.0063
Chilled cast iron	≤ 38	≤ 354										
New cast materials GGV	≤ 20	≤ 220										
	≤ 32	≤ 301										
New cast materials ADI	≤ 32	≤ 301										
	≤ 43	≤ 402										
Special alloys	≤ 54	≤ 549	10	0.0002	0.0002	0.0008	0.0010	0.0013	0.0016	0.0016	0.0020	0.0025
Ti and Ti-alloys	≤ 25	≤ 255	15	0.0002	0.0003	0.0010	0.0013	0.0016	0.0020	0.0020	0.0025	0.0031
	≤ 43	≤ 402	15	0.0002	0.0003	0.0010	0.0013	0.0016	0.0020	0.0020	0.0025	0.0031
Aluminium and Al-alloys	-	≤ 120	230	0.0006	0.0008	0.0031	0.0039	0.0049	0.0063	0.0063	0.0079	0.0098
Al wrought alloys	-	≤ 200	230	0.0006	0.0008	0.0031	0.0039	0.0049	0.0063	0.0063	0.0079	0.0098
Al cast alloys ≤ 10 % Si	-	≤ 180	130	0.0005	0.0007	0.0025	0.0031	0.0039	0.0049	0.0049	0.0063	0.0079
≤ 24 % Si	-	≤ 180	130	0.0005	0.0007	0.0025	0.0031	0.0039	0.0049	0.0049	0.0063	0.0079
Magnesium alloys	-	≤ 120	195	0.0005	0.0007	0.0025	0.0031	0.0039	0.0049	0.0049	0.0063	0.0079
Copper, low-alloyed	-	≤ 150	165	0.0004	0.0006	0.0020	0.0025	0.0031	0.0039	0.0039	0.0049	0.0063
Brass, short-chipping	-	≤ 180	195	0.0004	0.0006	0.0020	0.0025	0.0031	0.0039	0.0039	0.0049	0.0063
long-chipping	-	≤ 180	130	0.0004	0.0006	0.0020	0.0025	0.0031	0.0039	0.0039	0.0049	0.0063
Bronze, short-chipping	-	≤ 180	100	0.0003	0.0006	0.0016	0.0020	0.0025	0.0031	0.0031	0.0039	0.0049
	≤ 25	≤ 255	80	0.0003	0.0006	0.0016	0.0020	0.0025	0.0031	0.0031	0.0039	0.0049
Bronze, long-chipping	≤ 25	≤ 255	50	0.0003	0.0006	0.0016	0.0020	0.0025	0.0031	0.0031	0.0039	0.0049
	≤ 32	≤ 301	50	0.0003	0.0006	0.0016	0.0020	0.0025	0.0031	0.0031	0.0039	0.0049
Duroplastics			50	0.0003	0.0006	0.0016	0.0020	0.0025	0.0031	0.0031	0.0039	0.0049
Thermoplastics			80	0.0004	0.0006	0.0020	0.0025	0.0031	0.0039	0.0039	0.0049	0.0063
Reinforced plastics - Kevlar												
Reinforced plastics - GFK / CFK												

Series # 589

Material group	Hardness HRC	Hardness BHN	SFM	Feed Rate - IPR .5 mm	1.0 mm	2.0 mm	2.5 mm	3.15 mm	4.0 mm	5.0 mm	6.3 mm	8 mm
Common structural steels	-	≤ 150	100	0.0003	0.0006	0.0016	0.0020	0.0025	0.0031	0.0031	0.0039	0.0049
	≤ 32	≤ 301	80	0.0003	0.0006	0.0016	0.0020	0.0025	0.0031	0.0031	0.0039	0.0049
Free-cutting steels	≤ 25	≤ 255	100	0.0003	0.0006	0.0016	0.0020	0.0025	0.0031	0.0031	0.0039	0.0049
	≤ 32	≤ 301	100	0.0003	0.0006	0.0016	0.0020	0.0025	0.0031	0.0031	0.0039	0.0049
Unalloyed heat-treatable steels	≤ 20	≤ 220	80	0.0003	0.0006	0.0016	0.0020	0.0025	0.0031	0.0031	0.0039	0.0049
	≤ 25	≤ 255	65	0.0003	0.0006	0.0016	0.0020	0.0025	0.0031	0.0031	0.0039	0.0049
	≤ 32	≤ 301	65	0.0003	0.0005	0.0013	0.0016	0.0020	0.0025	0.0025	0.0031	0.0039
Alloyed heat-treatable steels	≤ 32	≤ 301	50	0.0003	0.0006	0.0016	0.0020	0.0025	0.0031	0.0031	0.0039	0.0049
	≤ 43	≤ 402	25	0.0003	0.0005	0.0013	0.0016	0.0020	0.0025	0.0025	0.0031	0.0039
Unalloyed case hardened steels	≤ 25	≤ 255	80	0.0004	0.0006	0.0020	0.0025	0.0031	0.0039	0.0039	0.0049	0.0063
Alloyed case hardened steels	≤ 32	≤ 301	50	0.0003	0.0006	0.0016	0.0020	0.0025	0.0031	0.0031	0.0039	0.0049
	≤ 43	≤ 402	25	0.0003	0.0005	0.0013	0.0016	0.0020	0.0025	0.0025	0.0031	0.0039
Nitriding steels	≤ 32	≤ 301	35	0.0003	0.0006	0.0016	0.0020	0.0025	0.0031	0.0031	0.0039	0.0049
	≤ 43	≤ 402	25	0.0003	0.0005	0.0013	0.0016	0.0020	0.0025	0.0025	0.0031	0.0039
Tool steels	≤ 25	≤ 255	35	0.0003	0.0005	0.0013	0.0016	0.0020	0.0025	0.0025	0.0031	0.0039
	≤ 43	≤ 402	20	0.0003	0.0005	0.0013	0.0016	0.0020	0.0025	0.0025	0.0031	0.0039
High speed steels	≤ 43	≤ 402	20	0.0003	0.0005	0.0013	0.0016	0.0020	0.0025	0.0025	0.0031	0.0039
Spring steels	≤ 38	≤ 354	15	0.0002	0.0003	0.0010	0.0013	0.0016	0.0020	0.0020	0.0025	0.0031
Hardened steels	≤ 48	≤ 460										
	≤ 66	-										
Stainless steels, sulphured	≤ 28	≤ 273	35	0.0003	0.0005	0.0013	0.0016	0.0020	0.0025	0.0025	0.0031	0.0039
austenitic	≤ 36	≤ 337	25	0.0003	0.0005	0.0013	0.0016	0.0020	0.0025	0.0025	0.0031	0.0039
martensitic	≤ 46	≤ 435	20	0.0003	0.0005	0.0013	0.0016	0.0020	0.0025	0.0025	0.0031	0.0039
Cast iron	≤ 23	≤ 242	65	0.0005	0.0007	0.0025	0.0031	0.0039	0.0049	0.0049	0.0063	0.0079
	≤ 38	≤ 354	65	0.0004	0.0006	0.0020	0.0025	0.0031	0.0039	0.0039	0.0049	0.0063
Spheroidal graphite iron and malleable cast iron	≤ 23	≤ 242	80	0.0005	0.0007	0.0025	0.0031	0.0039	0.0049	0.0049	0.0063	0.0079
	≤ 38	≤ 354	65	0.0004	0.0006	0.0020	0.0025	0.0031	0.0039	0.0039	0.0049	0.0063
Chilled cast iron	≤ 38	≤ 354										
New cast materials GGV	≤ 20	≤ 220										
	≤ 32	≤ 301										
New cast materials ADI	≤ 32	≤ 301										
	≤ 43	≤ 402										
Special alloys	≤ 54	≤ 549	10	0.0002	0.0002	0.0008	0.0010	0.0013	0.0016	0.0016	0.0020	0.0025
Ti and Ti-alloys	≤ 25	≤ 255	15	0.0002	0.0003	0.0010	0.0013	0.0016	0.0020	0.0020	0.0025	0.0031
	≤ 43	≤ 402	15	0.0002	0.0003	0.0010	0.0013	0.0016	0.0020	0.0020	0.0025	0.0031
Aluminium and Al-alloys	-	≤ 120	230	0.0006	0.0008	0.0031	0.0039	0.0049	0.0063	0.0063	0.0079	0.0098
Al wrought alloys	-	≤ 200	230	0.0006	0.0008	0.0031	0.0039	0.0049	0.0063	0.0063	0.0079	0.0098
Al cast alloys ≤ 10 % Si	-	≤ 180	130	0.0005	0.0007	0.0025	0.0031	0.0039	0.0049	0.0049	0.0063	0.0079
≤ 24 % Si	-	≤ 180	130	0.0005	0.0007	0.0025	0.0031	0.0039	0.0049	0.0049	0.0063	0.0079
Magnesium alloys	-	≤ 120	195	0.0005	0.0007	0.0025	0.0031	0.0039	0.0049	0.0049	0.0063	0.0079
Copper, low-alloyed	-	≤ 150	165	0.0004	0.0006	0.0020	0.0025	0.0031	0.0039	0.0039	0.0049	0.0063
Brass, short-chipping	-	≤ 180	195	0.0004	0.0006	0.0020	0.0025	0.0031	0.0039	0.0039	0.0049	0.0063
long-chipping	-	≤ 180	130	0.0004	0.0006	0.0020	0.0025	0.0031	0.0039	0.0039	0.0049	0.0063
Bronze, short-chipping	-	≤ 180	100	0.0003	0.0006	0.0016	0.0020	0.0025	0.0031	0.0031	0.0039	0.0049
	≤ 25	≤ 255	80	0.0003	0.0006	0.0016	0.0020	0.0025	0.0031	0.0031	0.0039	0.0049
Bronze, long-chipping	≤ 25	≤ 255	50	0.0003	0.0006	0.0016	0.0020	0.0025	0.0031	0.0031	0.0039	0.0049
	≤ 32	≤ 301	50	0.0003	0.0006	0.0016	0.0020	0.0025	0.0031	0.0031	0.0039	0.0049
Duroplastics			50	0.0003	0.0006	0.0016	0.0020	0.0025	0.0031	0.0031	0.0039	0.0049
Thermoplastics			80	0.0004	0.0006	0.0020	0.0025	0.0031	0.0039	0.0039	0.0049	0.0063
Reinforced plastics - Kevlar												
Reinforced plastics - GFK / CFK												

Series # 590

Material group	Hardness HRC	Hardness BHN	SFM	Feed Rate - IPR .5 mm	1.0 mm	2.0 mm	2.5 mm	3.15 mm	4.0 mm	5.0 mm	6.3 mm	8 mm
Common structural steels	-	≤ 150	100	0.0003	0.0006	0.0016	0.0020	0.0025	0.0031	0.0031	0.0039	0.0049
	≤ 32	≤ 301	80	0.0003	0.0006	0.0016	0.0020	0.0025	0.0031	0.0031	0.0039	0.0049
Free-cutting steels	≤ 25	≤ 255	100	0.0003	0.0006	0.0016	0.0020	0.0025	0.0031	0.0031	0.0039	0.0049
	≤ 32	≤ 301	100	0.0003	0.0006	0.0016	0.0020	0.0025	0.0031	0.0031	0.0039	0.0049
Unalloyed heat-treatable steels	≤ 20	≤ 220	80	0.0003	0.0006	0.0016	0.0020	0.0025	0.0031	0.0031	0.0039	0.0049
	≤ 25	≤ 255	65	0.0003	0.0006	0.0016	0.0020	0.0025	0.0031	0.0031	0.0039	0.0049
	≤ 32	≤ 301	65	0.0003	0.0005	0.0013	0.0016	0.0020	0.0025	0.0025	0.0031	0.0039
Alloyed heat-treatable steels	≤ 32	≤ 301	50	0.0003	0.0006	0.0016	0.0020	0.0025	0.0031	0.0031	0.0039	0.0049
	≤ 43	≤ 402	25	0.0003	0.0005	0.0013	0.0016	0.0020	0.0025	0.0025	0.0031	0.0039
Unalloyed case hardened steels	≤ 25	≤ 255	80	0.0004	0.0006	0.0020	0.0025	0.0031	0.0039	0.0039	0.0049	0.0063
Alloyed case hardened steels	≤ 32	≤ 301	50	0.0003	0.0006	0.0016	0.0020	0.0025	0.0031	0.0031	0.0039	0.0049
	≤ 43	≤ 402	25	0.0003	0.0005	0.0013	0.0016	0.0020	0.0025	0.0025	0.0031	0.0039
Nitriding steels	≤ 32	≤ 301	35	0.0003	0.0006	0.0016	0.0020	0.0025	0.0031	0.0031	0.0039	0.0049
	≤ 43	≤ 402	25	0.0003	0.0005	0.0013	0.0016	0.0020	0.0025	0.0025	0.0031	0.0039
Tool steels	≤ 25	≤ 255	35	0.0003	0.0005	0.0013	0.0016	0.0020	0.0025	0.0025	0.0031	0.0039
	≤ 43	≤ 402	20	0.0003	0.0005	0.0013	0.0016	0.0020	0.0025	0.0025	0.0031	0.0039
High speed steels	≤ 43	≤ 402	20	0.0003	0.0005	0.0013	0.0016	0.0020	0.0025	0.0025	0.0031	0.0039
Spring steels	≤ 38	≤ 354	15	0.0002	0.0003	0.0010	0.0013	0.0016	0.0020	0.0020	0.0025	0.0031
Hardened steels	≤ 48	≤ 460										
	≤ 66	-										
Stainless steels, sulphured	≤ 28	≤ 273	35	0.0003	0.0005	0.0013	0.0016	0.0020	0.0025	0.0025	0.0031	0.0039
austenitic	≤ 36	≤ 337	25	0.0003	0.0005	0.0013	0.0016	0.0020	0.0025	0.0025	0.0031	0.0039
martensitic	≤ 46	≤ 435	20	0.0003	0.0005	0.0013	0.0016	0.0020	0.0025	0.0025	0.0031	0.0039
Cast iron	≤ 23	≤ 242	65	0.0005	0.0007	0.0025	0.0031	0.0039	0.0049	0.0049	0.0063	0.0079
	≤ 38	≤ 354	65	0.0004	0.0006	0.0020	0.0025	0.0031	0.0039	0.0039	0.0049	0.0063
Spheroidal graphite iron and malleable cast iron	≤ 23	≤ 242	80	0.0005	0.0007	0.0025	0.0031	0.0039	0.0049	0.0049	0.0063	0.0079
	≤ 38	≤ 354	65	0.0004	0.0006	0.0020	0.0025	0.0031	0.0039	0.0039	0.0049	0.0063
Chilled cast iron	≤ 38	≤ 354										
New cast materials GGV	≤ 20	≤ 220										
	≤ 32	≤ 301										
New cast materials ADI	≤ 32	≤ 301										
	≤ 43	≤ 402										
Special alloys	≤ 54	≤ 549	10	0.0002	0.0002	0.0008	0.0010	0.0013	0.0016	0.0016	0.0020	0.0025
Ti and Ti-alloys	≤ 25	≤ 255	15	0.0002	0.0003	0.0010	0.0013	0.0016	0.0020	0.0020	0.0025	0.0031
	≤ 43	≤ 402	15	0.0002	0.0003	0.0010	0.0013	0.0016	0.0020	0.0020	0.0025	0.0031
Aluminium and Al-alloys	-	≤ 120	230	0.0006	0.0008	0.0031	0.0039	0.0049	0.0063	0.0063	0.0079	0.0098
Al wrought alloys	-	≤ 200	230	0.0006	0.0008	0.0031	0.0039	0.0049	0.0063	0.0063	0.0079	0.0098
Al cast alloys ≤ 10 % Si	-	≤ 180	130	0.0005	0.0007	0.0025	0.0031	0.0039	0.0049	0.0049	0.0063	0.0079
≤ 24 % Si	-	≤ 180	130	0.0005	0.0007	0.0025	0.0031	0.0039	0.0049	0.0049	0.0063	0.0079
Magnesium alloys	-	≤ 120	195	0.0005	0.0007	0.0025	0.0031	0.0039	0.0049	0.0049	0.0063	0.0079
Copper, low-alloyed	-	≤ 150	165	0.0004	0.0006	0.0020	0.0025	0.0031	0.0039	0.0039	0.0049	0.0063
Brass, short-chipping	-	≤ 180	195	0.0004	0.0006	0.0020	0.0025	0.0031	0.0039	0.0039	0.0049	0.0063
long-chipping	-	≤ 180	130	0.0004	0.0006	0.0020	0.0025	0.0031	0.0039	0.0039	0.0049	0.0063
Bronze, short-chipping	-	≤ 180	100	0.0003	0.0006	0.0016	0.0020	0.0025	0.0031	0.0031	0.0039	0.0049
	≤ 25	≤ 255	80	0.0003	0.0006	0.0016	0.0020	0.0025	0.0031	0.0031	0.0039	0.0049
Bronze, long-chipping	≤ 25	≤ 255	50	0.0003	0.0006	0.0016	0.0020	0.0025	0.0031	0.0031	0.0039	0.0049
	≤ 32	≤ 301	50	0.0003	0.0006	0.0016	0.0020	0.0025	0.0031	0.0031	0.0039	0.0049
Duroplastics			50	0.0003	0.0006	0.0016	0.0020	0.0025	0.0031	0.0031	0.0039	0.0049
Thermoplastics			80	0.0004	0.0006	0.0020	0.0025	0.0031	0.0039	0.0039	0.0049	0.0063
Reinforced plastics - Kevlar												
Reinforced plastics - GFK / CFK												

Series # 591

Material group	Hardness HRC	Hardness BHN	SFM	Feed Rate - IPR .5 mm	1.0 mm	2.0 mm	2.5 mm	3.15 mm	4.0 mm	5.0 mm	6.3 mm	8 mm
Common structural steels	-	≤ 150	100	0.0003	0.0006	0.0016	0.0020	0.0025	0.0031	0.0031	0.0039	0.0049
	≤ 32	≤ 301	80	0.0003	0.0006	0.0016	0.0020	0.0025	0.0031	0.0031	0.0039	0.0049
Free-cutting steels	≤ 25	≤ 255	100	0.0003	0.0006	0.0016	0.0020	0.0025	0.0031	0.0031	0.0039	0.0049
	≤ 32	≤ 301	100	0.0003	0.0006	0.0016	0.0020	0.0025	0.0031	0.0031	0.0039	0.0049
Unalloyed heat-treatable steels	≤ 20	≤ 220	80	0.0003	0.0006	0.0016	0.0020	0.0025	0.0031	0.0031	0.0039	0.0049
	≤ 25	≤ 255	65	0.0003	0.0006	0.0016	0.0020	0.0025	0.0031	0.0031	0.0039	0.0049
	≤ 32	≤ 301	65	0.0003	0.0005	0.0013	0.0016	0.0020	0.0025	0.0025	0.0031	0.0039
Alloyed heat-treatable steels	≤ 32	≤ 301	50	0.0003	0.0006	0.0016	0.0020	0.0025	0.0031	0.0031	0.0039	0.0049
	≤ 43	≤ 402	25	0.0003	0.0005	0.0013	0.0016	0.0020	0.0025	0.0025	0.0031	0.0039
Unalloyed case hardened steels	≤ 25	≤ 255	80	0.0004	0.0006	0.0020	0.0025	0.0031	0.0039	0.0039	0.0049	0.0063
Alloyed case hardened steels	≤ 32	≤ 301	50	0.0003	0.0006	0.0016	0.0020	0.0025	0.0031	0.0031	0.0039	0.0049
	≤ 43	≤ 402	25	0.0003	0.0005	0.0013	0.0016	0.0020	0.0025	0.0025	0.0031	0.0039
Nitriding steels	≤ 32	≤ 301	35	0.0003	0.0006	0.0016	0.0020	0.0025	0.0031	0.0031	0.0039	0.0049
	≤ 43	≤ 402	25	0.0003	0.0005	0.0013	0.0016	0.0020	0.0025	0.0025	0.0031	0.0039
Tool steels	≤ 25	≤ 255	35	0.0003	0.0005	0.0013	0.0016	0.0020	0.0025	0.0025	0.0031	0.0039
	≤ 43	≤ 402	20	0.0003	0.0005	0.0013	0.0016	0.0020	0.0025	0.0025	0.0031	0.0039
High speed steels	≤ 43	≤ 402	20	0.0003	0.0005	0.0013	0.0016	0.0020	0.0025	0.0025	0.0031	0.0039
Spring steels	≤ 38	≤ 354	15	0.0002	0.0003	0.0010	0.0013	0.0016	0.0020	0.0020	0.0025	0.0031
Hardened steels	≤ 48	≤ 460										
	≤ 66	-										
Stainless steels, sulphured	≤ 28	≤ 273	35	0.0003	0.0005	0.0013	0.0016	0.0020	0.0025	0.0025	0.0031	0.0039
austenitic	≤ 36	≤ 337	25	0.0003	0.0005	0.0013	0.0016	0.0020	0.0025	0.0025	0.0031	0.0039
martensitic	≤ 46	≤ 435	20	0.0003	0.0005	0.0013	0.0016	0.0020	0.0025	0.0025	0.0031	0.0039
Cast iron	≤ 23	≤ 242	65	0.0005	0.0007	0.0025	0.0031	0.0039	0.0049	0.0049	0.0063	0.0079
	≤ 38	≤ 354	65	0.0004	0.0006	0.0020	0.0025	0.0031	0.0039	0.0039	0.0049	0.0063
Spheroidal graphite iron and malleable cast iron	≤ 23	≤ 242	80	0.0005	0.0007	0.0025	0.0031	0.0039	0.0049	0.0049	0.0063	0.0079
	≤ 38	≤ 354	65	0.0004	0.0006	0.0020	0.0025	0.0031	0.0039	0.0039	0.0049	0.0063
Chilled cast iron	≤ 38	≤ 354										
New cast materials GGV	≤ 20	≤ 220										
	≤ 32	≤ 301										
New cast materials ADI	≤ 32	≤ 301										
	≤ 43	≤ 402										
Special alloys	≤ 54	≤ 549	10	0.0002	0.0002	0.0008	0.0010	0.0013	0.0016	0.0016	0.0020	0.0025
Ti and Ti-alloys	≤ 25	≤ 255	15	0.0002	0.0003	0.0010	0.0013	0.0016	0.0020	0.0020	0.0025	0.0031
	≤ 43	≤ 402	15	0.0002	0.0003	0.0010	0.0013	0.0016	0.0020	0.0020	0.0025	0.0031
Aluminium and Al-alloys	-	≤ 120	230	0.0006	0.0008	0.0031	0.0039	0.0049	0.0063	0.0063	0.0079	0.0098
Al wrought alloys	-	≤ 200	230	0.0006	0.0008	0.0031	0.0039	0.0049	0.0063	0.0063	0.0079	0.0098
Al cast alloys ≤ 10 % Si	-	≤ 180	130	0.0005	0.0007	0.0025	0.0031	0.0039	0.0049	0.0049	0.0063	0.0079
≤ 24 % Si	-	≤ 180	130	0.0005	0.0007	0.0025	0.0031	0.0039	0.0049	0.0049	0.0063	0.0079
Magnesium alloys	-	≤ 120	195	0.0005	0.0007	0.0025	0.0031	0.0039	0.0049	0.0049	0.0063	0.0079
Copper, low-alloyed	-	≤ 150	165	0.0004	0.0006	0.0020	0.0025	0.0031	0.0039	0.0039	0.0049	0.0063
Brass, short-chipping	-	≤ 180	195	0.0004	0.0006	0.0020	0.0025	0.0031	0.0039	0.0039	0.0049	0.0063
long-chipping	-	≤ 180	130	0.0004	0.0006	0.0020	0.0025	0.0031	0.0039	0.0039	0.0049	0.0063
Bronze, short-chipping	-	≤ 180	100	0.0003	0.0006	0.0016	0.0020	0.0025	0.0031	0.0031	0.0039	0.0049
	≤ 25	≤ 255	80	0.0003	0.0006	0.0016	0.0020	0.0025	0.0031	0.0031	0.0039	0.0049
Bronze, long-chipping	≤ 25	≤ 255	50	0.0003	0.0006	0.0016	0.0020	0.0025	0.0031	0.0031	0.0039	0.0049
	≤ 32	≤ 301	50	0.0003	0.0006	0.0016	0.0020	0.0025	0.0031	0.0031	0.0039	0.0049
Duroplastics			50	0.0003	0.0006	0.0016	0.0020	0.0025	0.0031	0.0031	0.0039	0.0049
Thermoplastics			80	0.0004	0.0006	0.0020	0.0025	0.0031	0.0039	0.0039	0.0049	0.0063
Reinforced plastics - Kevlar												
Reinforced plastics - GFK / CFK												

Series # 594

Material group	Hardness HRC	Hardness BHN	SFM	Feed Rate - IPR .5 mm	1.0 mm	2.0 mm	2.5 mm	3.15 mm	4.0 mm	5.0 mm	6.3 mm	8 mm
Common structural steels	-	≤ 150	100	0.0003	0.0006	0.0016	0.0020	0.0025	0.0031	0.0031	0.0039	0.0049
	≤ 32	≤ 301	80	0.0003	0.0006	0.0016	0.0020	0.0025	0.0031	0.0031	0.0039	0.0049
Free-cutting steels	≤ 25	≤ 255	100	0.0003	0.0006	0.0016	0.0020	0.0025	0.0031	0.0031	0.0039	0.0049
	≤ 32	≤ 301	100	0.0003	0.0006	0.0016	0.0020	0.0025	0.0031	0.0031	0.0039	0.0049
Unalloyed heat-treatable steels	≤ 20	≤ 220	80	0.0003	0.0006	0.0016	0.0020	0.0025	0.0031	0.0031	0.0039	0.0049
	≤ 25	≤ 255	65	0.0003	0.0006	0.0016	0.0020	0.0025	0.0031	0.0031	0.0039	0.0049
	≤ 32	≤ 301	65	0.0003	0.0005	0.0013	0.0016	0.0020	0.0025	0.0025	0.0031	0.0039
Alloyed heat-treatable steels	≤ 32	≤ 301	50	0.0003	0.0006	0.0016	0.0020	0.0025	0.0031	0.0031	0.0039	0.0049
	≤ 43	≤ 402	25	0.0003	0.0005	0.0013	0.0016	0.0020	0.0025	0.0025	0.0031	0.0039
Unalloyed case hardened steels	≤ 25	≤ 255	80	0.0004	0.0006	0.0020	0.0025	0.0031	0.0039	0.0039	0.0049	0.0063
Alloyed case hardened steels	≤ 32	≤ 301	50	0.0003	0.0006	0.0016	0.0020	0.0025	0.0031	0.0031	0.0039	0.0049
	≤ 43	≤ 402	25	0.0003	0.0005	0.0013	0.0016	0.0020	0.0025	0.0025	0.0031	0.0039
Nitriding steels	≤ 32	≤ 301	35	0.0003	0.0006	0.0016	0.0020	0.0025	0.0031	0.0031	0.0039	0.0049
	≤ 43	≤ 402	25	0.0003	0.0005	0.0013	0.0016	0.0020	0.0025	0.0025	0.0031	0.0039
Tool steels	≤ 25	≤ 255	35	0.0003	0.0005	0.0013	0.0016	0.0020	0.0025	0.0025	0.0031	0.0039
	≤ 43	≤ 402	20	0.0003	0.0005	0.0013	0.0016	0.0020	0.0025	0.0025	0.0031	0.0039
High speed steels	≤ 43	≤ 402	20	0.0003	0.0005	0.0013	0.0016	0.0020	0.0025	0.0025	0.0031	0.0039
Spring steels	≤ 38	≤ 354	15	0.0002	0.0003	0.0010	0.0013	0.0016	0.0020	0.0020	0.0025	0.0031
Hardened steels	≤ 48	≤ 460										
	≤ 66	-										
Stainless steels, sulphured	≤ 28	≤ 273	35	0.0003	0.0005	0.0013	0.0016	0.0020	0.0025	0.0025	0.0031	0.0039
austenitic	≤ 36	≤ 337	25	0.0003	0.0005	0.0013	0.0016	0.0020	0.0025	0.0025	0.0031	0.0039
martensitic	≤ 46	≤ 435	20	0.0003	0.0005	0.0013	0.0016	0.0020	0.0025	0.0025	0.0031	0.0039
Cast iron	≤ 23	≤ 242	65	0.0005	0.0007	0.0025	0.0031	0.0039	0.0049	0.0049	0.0063	0.0079
	≤ 38	≤ 354	65	0.0004	0.0006	0.0020	0.0025	0.0031	0.0039	0.0039	0.0049	0.0063
Spheroidal graphite iron and malleable cast iron	≤ 23	≤ 242	80	0.0005	0.0007	0.0025	0.0031	0.0039	0.0049	0.0049	0.0063	0.0079
	≤ 38	≤ 354	65	0.0004	0.0006	0.0020	0.0025	0.0031	0.0039	0.0039	0.0049	0.0063
Chilled cast iron	≤ 38	≤ 354										
New cast materials GGV	≤ 20	≤ 220										
	≤ 32	≤ 301										
New cast materials ADI	≤ 32	≤ 301										
	≤ 43	≤ 402										
Special alloys	≤ 54	≤ 549	10	0.0002	0.0002	0.0008	0.0010	0.0013	0.0016	0.0016	0.0020	0.0025
Ti and Ti-alloys	≤ 25	≤ 255	15	0.0002	0.0003	0.0010	0.0013	0.0016	0.0020	0.0020	0.0025	0.0031
	≤ 43	≤ 402	15	0.0002	0.0003	0.0010	0.0013	0.0016	0.0020	0.0020	0.0025	0.0031
Aluminium and Al-alloys	-	≤ 120	230	0.0006	0.0008	0.0031	0.0039	0.0049	0.0063	0.0063	0.0079	0.0098
Al wrought alloys	-	≤ 200	230	0.0006	0.0008	0.0031	0.0039	0.0049	0.0063	0.0063	0.0079	0.0098
Al cast alloys ≤ 10 % Si	-	≤ 180	130	0.0005	0.0007	0.0025	0.0031	0.0039	0.0049	0.0049	0.0063	0.0079
≤ 24 % Si	-	≤ 180	130	0.0005	0.0007	0.0025	0.0031	0.0039	0.0049	0.0049	0.0063	0.0079
Magnesium alloys	-	≤ 120	195	0.0005	0.0007	0.0025	0.0031	0.0039	0.0049	0.0049	0.0063	0.0079
Copper, low-alloyed	-	≤ 150	165	0.0004	0.0006	0.0020	0.0025	0.0031	0.0039	0.0039	0.0049	0.0063
Brass, short-chipping	-	≤ 180	195	0.0004	0.0006	0.0020	0.0025	0.0031	0.0039	0.0039	0.0049	0.0063
long-chipping	-	≤ 180	130	0.0004	0.0006	0.0020	0.0025	0.0031	0.0039	0.0039	0.0049	0.0063
Bronze, short-chipping	-	≤ 180	100	0.0003	0.0006	0.0016	0.0020	0.0025	0.0031	0.0031	0.0039	0.0049
	≤ 25	≤ 255	80	0.0003	0.0006	0.0016	0.0020	0.0025	0.0031	0.0031	0.0039	0.0049
Bronze, long-chipping	≤ 25	≤ 255	50	0.0003	0.0006	0.0016	0.0020	0.0025	0.0031	0.0031	0.0039	0.0049
	≤ 32	≤ 301	50	0.0003	0.0006	0.0016	0.0020	0.0025	0.0031	0.0031	0.0039	0.0049
Duroplastics			50	0.0003	0.0006	0.0016	0.0020	0.0025	0.0031	0.0031	0.0039	0.0049
Thermoplastics			80	0.0004	0.0006	0.0020	0.0025	0.0031	0.0039	0.0039	0.0049	0.0063
Reinforced plastics - Kevlar												
Reinforced plastics - GFK / CFK												

Series # 595

Material group	Hardness HRC	Hardness BHN	SFM	Feed Rate - IPR .5 mm	1.0 mm	2.0 mm	2.5 mm	3.15 mm	4.0 mm	5.0 mm	6.3 mm	8 mm
Common structural steels	- ≤ 32	≤ 150 ≤ 301	100 80	0.0003 0.0003	0.0006 0.0006	0.0016 0.0016	0.0020 0.0020	0.0025 0.0025	0.0031 0.0031	0.0031 0.0031	0.0039 0.0039	0.0049 0.0049
Free-cutting steels	≤ 25 ≤ 32	≤ 255 ≤ 301	100 100	0.0003 0.0003	0.0006 0.0006	0.0016 0.0016	0.0020 0.0020	0.0025 0.0025	0.0031 0.0031	0.0031 0.0031	0.0039 0.0039	0.0049 0.0049
Unalloyed heat-treatable steels	≤ 20 ≤ 25 ≤ 32	≤ 220 ≤ 255 ≤ 301	80 65 65	0.0003 0.0003 0.0003	0.0006 0.0006 0.0005	0.0016 0.0016 0.0013	0.0020 0.0020 0.0016	0.0025 0.0025 0.0020	0.0031 0.0031 0.0025	0.0031 0.0031 0.0025	0.0039 0.0039 0.0031	0.0049 0.0049 0.0039
Alloyed heat-treatable steels	≤ 32 ≤ 43	≤ 301 ≤ 402	50 25	0.0003 0.0003	0.0006 0.0005	0.0016 0.0013	0.0020 0.0016	0.0025 0.0020	0.0031 0.0025	0.0031 0.0025	0.0039 0.0031	0.0049 0.0039
Unalloyed case hardened steels	≤ 25	≤ 255	80	0.0004	0.0006	0.0020	0.0025	0.0031	0.0039	0.0039	0.0049	0.0063
Alloyed case hardened steels	≤ 32 ≤ 43	≤ 301 ≤ 402	50 25	0.0003 0.0003	0.0006 0.0005	0.0016 0.0013	0.0020 0.0016	0.0025 0.0020	0.0031 0.0025	0.0031 0.0025	0.0039 0.0031	0.0049 0.0039
Nitriding steels	≤ 32 ≤ 43	≤ 301 ≤ 402	35 25	0.0003 0.0003	0.0006 0.0005	0.0016 0.0013	0.0020 0.0016	0.0025 0.0020	0.0031 0.0025	0.0031 0.0025	0.0039 0.0031	0.0049 0.0039
Tool steels	≤ 25 ≤ 43	≤ 255 ≤ 402	35 20	0.0003 0.0003	0.0005 0.0005	0.0013 0.0013	0.0016 0.0016	0.0020 0.0020	0.0025 0.0025	0.0025 0.0025	0.0031 0.0031	0.0039 0.0039
High speed steels	≤ 43	≤ 402	20	0.0003	0.0005	0.0013	0.0016	0.0020	0.0025	0.0025	0.0031	0.0039
Spring steels	≤ 38	≤ 354	15	0.0002	0.0003	0.0010	0.0013	0.0016	0.0020	0.0020	0.0025	0.0031
Hardened steels	≤ 48 ≤ 66	≤ 460 -										
Stainless steels, sulphured austenitic martensitic	≤ 28 ≤ 36 ≤ 46	≤ 273 ≤ 337 ≤ 435	35 25 20	0.0003 0.0003 0.0003	0.0005 0.0005 0.0005	0.0013 0.0013 0.0013	0.0016 0.0016 0.0016	0.0020 0.0020 0.0020	0.0025 0.0025 0.0025	0.0025 0.0025 0.0025	0.0031 0.0031 0.0031	0.0039 0.0039 0.0039
Cast iron	≤ 23 ≤ 38	≤ 242 ≤ 354	65 65	0.0005 0.0004	0.0007 0.0006	0.0025 0.0020	0.0031 0.0025	0.0039 0.0031	0.0049 0.0039	0.0049 0.0039	0.0063 0.0049	0.0079 0.0063
Spheroidal graphite iron and malleable cast iron	≤ 23 ≤ 38	≤ 242 ≤ 354	80 65	0.0005 0.0004	0.0007 0.0006	0.0025 0.0020	0.0031 0.0025	0.0039 0.0031	0.0049 0.0039	0.0049 0.0039	0.0063 0.0049	0.0079 0.0063
Chilled cast iron	≤ 38	≤ 354										
New cast materials GGV	≤ 20 ≤ 32	≤ 220 ≤ 301										
New cast materials ADI	≤ 32 ≤ 43	≤ 301 ≤ 402										
Special alloys	≤ 54	≤ 549	10	0.0002	0.0002	0.0008	0.0010	0.0013	0.0016	0.0016	0.0020	0.0025
Ti and Ti-alloys	≤ 25 ≤ 43	≤ 255 ≤ 402	15 15	0.0002 0.0002	0.0003 0.0003	0.0010 0.0010	0.0013 0.0013	0.0016 0.0016	0.0020 0.0020	0.0020 0.0020	0.0025 0.0025	0.0031 0.0031
Aluminium and Al-alloys	-	≤ 120	230	0.0006	0.0008	0.0031	0.0039	0.0049	0.0063	0.0063	0.0079	0.0098
Al wrought alloys	-	≤ 200	230	0.0006	0.0008	0.0031	0.0039	0.0049	0.0063	0.0063	0.0079	0.0098
Al cast alloys ≤ 10 % Si ≤ 24 % Si	- -	≤ 180 ≤ 180	130 130	0.0005 0.0005	0.0007 0.0007	0.0025 0.0025	0.0031 0.0031	0.0039 0.0039	0.0049 0.0049	0.0049 0.0049	0.0063 0.0063	0.0079 0.0079
Magnesium alloys	-	≤ 120	195	0.0005	0.0007	0.0025	0.0031	0.0039	0.0049	0.0049	0.0063	0.0079
Copper, low-alloyed	-	≤ 150	165	0.0004	0.0006	0.0020	0.0025	0.0031	0.0039	0.0039	0.0049	0.0063
Brass, short-chipping long-chipping	- -	≤ 180 ≤ 180	195 130	0.0004 0.0004	0.0006 0.0006	0.0020 0.0020	0.0025 0.0025	0.0031 0.0031	0.0039 0.0039	0.0039 0.0039	0.0049 0.0049	0.0063 0.0063
Bronze, short-chipping	- ≤ 25	≤ 180 ≤ 255	100 80	0.0003 0.0003	0.0006 0.0006	0.0016 0.0016	0.0020 0.0020	0.0025 0.0025	0.0031 0.0031	0.0031 0.0031	0.0039 0.0039	0.0049 0.0049
Bronze, long-chipping	≤ 25 ≤ 32	≤ 255 ≤ 301	50 50	0.0003 0.0003	0.0006 0.0006	0.0016 0.0016	0.0020 0.0020	0.0025 0.0025	0.0031 0.0031	0.0031 0.0031	0.0039 0.0039	0.0049 0.0049
Duroplastics Thermoplastics Reinforced plastics - Kevlar Reinforced plastics - GFK / CFK			50 80	0.0003 0.0004	0.0006 0.0006	0.0016 0.0020	0.0020 0.0025	0.0025 0.0031	0.0031 0.0039	0.0031 0.0039	0.0039 0.0049	0.0049 0.0063

Series # 605

Material group	Hardness HRC	Hardness BHN	SFM	Feed Rate - IPR 1/16 in. 1.590 mm	1/8 in. 3.170 mm	1/4 in. 6.350 mm	3/8 in. 9.520 mm	1/2 in. 12.700 mm	5/8 in. 15.870 mm	3/4 in. 19.050 mm	1 in. 25.400 mm	1 1/4 in. 31.750 mm	1 1/2 in. 38.100 mm
Common structural steels	- ≤ 32	≤ 150 ≤ 301											
Free-cutting steels	≤ 25 ≤ 32	≤ 255 ≤ 301											
Unalloyed heat-treatable steels	≤ 20 ≤ 25 ≤ 32	≤ 220 ≤ 255 ≤ 301											
Alloyed heat-treatable steels	≤ 32 ≤ 43	≤ 301 ≤ 402	45	0.0010	0.0025	0.0040	0.0050	0.0065	0.0065	0.0070			
Unalloyed case hardened steels	≤ 25	≤ 255											
Alloyed case hardened steels	≤ 32 ≤ 43	≤ 301 ≤ 402	35	0.0010	0.0025	0.0040	0.0050	0.0065	0.0065	0.0070			
Nitriding steels	≤ 32 ≤ 43	≤ 301 ≤ 402	30	0.0010	0.0025	0.0040	0.0050	0.0065	0.0065	0.0070			
Tool steels	≤ 25 ≤ 43	≤ 255 ≤ 402	30	0.0010	0.0025	0.0040	0.0050	0.0065	0.0065	0.0070			
High speed steels	≤ 43	≤ 402	30	0.0010	0.0025	0.0040	0.0050	0.0065	0.0065	0.0070			
Spring steels	≤ 38	≤ 354	25	0.0007	0.0020	0.0030	0.0040	0.0050	0.0050	0.0055			
Hardened steels	≤ 48 ≤ 66	≤ 460 -											
Stainless steels, sulphured austenitic martensitic	≤ 28 ≤ 36 ≤ 46	≤ 273 ≤ 337 ≤ 435	45 30 35	0.0012 0.0010 0.0010	0.0030 0.0025 0.0025	0.0050 0.0040 0.0040	0.0065 0.0050 0.0050	0.0080 0.0065 0.0065	0.0080 0.0065 0.0065	0.0090 0.0070 0.0070			
Cast iron	≤ 23 ≤ 38	≤ 242 ≤ 354											
Spheroidal graphite iron and malleable cast iron	≤ 23 ≤ 38	≤ 242 ≤ 354											
Chilled cast iron	≤ 38	≤ 354	25	0.0010	0.0025	0.0040	0.0050	0.0065	0.0065	0.0070			
New cast materials GGV	≤ 20 ≤ 32	≤ 220 ≤ 301											
New cast materials ADI	≤ 32 ≤ 43	≤ 301 ≤ 402											
Special alloys	≤ 54	≤ 549	15	0.0005	0.0015	0.0025	0.0030	0.0040	0.0040	0.0045			
Ti and Ti-alloys	≤ 25 ≤ 43	≤ 255 ≤ 402	30 15	0.0007 0.0007	0.0020 0.0020	0.0030 0.0030	0.0040 0.0040	0.0050 0.0050	0.0050 0.0050	0.0055 0.0055			
Aluminium and Al-alloys	-	≤ 120											
Al wrought alloys	-	≤ 200											
Al cast alloys ≤ 10 % Si ≤ 24 % Si	- -	≤ 180 ≤ 180											
Magnesium alloys	-	≤ 120											
Copper, low-alloyed	-	≤ 150											
Brass, short-chipping long-chipping	- -	≤ 180 ≤ 180											
Bronze, short-chipping	- ≤ 25	≤ 180 ≤ 255											
Bronze, long-chipping	≤ 25 ≤ 32	≤ 255 ≤ 301											
Duroplastics Thermoplastics Reinforced plastics - Kevlar Reinforced plastics - GFK / CFK													

Series # 609

Material group	Hardness HRC	Hardness BHN	SFM	Feed Rate - IPR 1/16 in. 1.590 mm	1/8 in. 3.170 mm	1/4 in. 6.350 mm	3/8 in. 9.520 mm	1/2 in. 12.700 mm	5/8 in. 15.870 mm	3/4 in. 19.050 mm	1 in. 25.400 mm	1 1/4 in. 31.750 mm	1 1/2 in. 38.100 mm
Common structural steels	- ≤ 32	≤ 150 ≤ 301	360 320		0.0040 0.0030	0.0065 0.0050	0.0080 0.0065	0.0100 0.0080	0.0100 0.0080				
Free-cutting steels	≤ 25 ≤ 32	≤ 255 ≤ 301	390 280		0.0050 0.0040	0.0080 0.0065	0.0100 0.0080	0.0125 0.0100	0.0125 0.0100				
Unalloyed heat-treatable steels	≤ 20 ≤ 25 ≤ 32	≤ 220 ≤ 255 ≤ 301	250 240 220		0.0040 0.0040 0.0040	0.0065 0.0065 0.0065	0.0080 0.0080 0.0080	0.0100 0.0100 0.0100	0.0100 0.0100 0.0100				
Alloyed heat-treatable steels	≤ 32 ≤ 43	≤ 301 ≤ 402	220 180		0.0040 0.0030	0.0065 0.0050	0.0080 0.0065	0.0100 0.0080	0.0100 0.0080				
Unalloyed case hardened steels	≤ 25	≤ 255	250		0.0050	0.0080	0.0100	0.0125	0.0125				
Alloyed case hardened steels	≤ 32 ≤ 43	≤ 301 ≤ 402	220 180		0.0040 0.0030	0.0065 0.0050	0.0080 0.0065	0.0100 0.0080	0.0100 0.0080				
Nitriding steels	≤ 32 ≤ 43	≤ 301 ≤ 402	240 200		0.0030 0.0030	0.0050 0.0050	0.0065 0.0065	0.0080 0.0080	0.0080 0.0080				
Tool steels	≤ 25 ≤ 43	≤ 255 ≤ 402	120 100		0.0030 0.0030	0.0050 0.0050	0.0065 0.0065	0.0080 0.0080	0.0080 0.0080				
High speed steels	≤ 43	≤ 402	90		0.0025	0.0040	0.0050	0.0065	0.0065				
Spring steels	≤ 38	≤ 354											
Hardened steels	≤ 48 ≤ 66	≤ 460 -											
Stainless steels, sulphured austenitic martensitic	≤ 28 ≤ 36 ≤ 46	≤ 273 ≤ 337 ≤ 435	70 70 50		0.0025 0.0025 0.0020	0.0040 0.0040 0.0030	0.0050 0.0050 0.0040	0.0065 0.0065 0.0050	0.0065 0.0065 0.0050				
Cast iron	≤ 23 ≤ 38	≤ 242 ≤ 354	460 330		0.0050 0.0050	0.0080 0.0080	0.0100 0.0100	0.0125 0.0125	0.0125 0.0125				
Spheroidal graphite iron and malleable cast iron	≤ 23 ≤ 38	≤ 242 ≤ 354	330 295		0.0050 0.0050	0.0080 0.0080	0.0100 0.0100	0.0125 0.0125	0.0125 0.0125				
Chilled cast iron	≤ 38	≤ 354											
New cast materials GGV	≤ 20 ≤ 32	≤ 220 ≤ 301											
New cast materials ADI	≤ 32 ≤ 43	≤ 301 ≤ 402											
Special alloys	≤ 54	≤ 549											
Ti and Ti-alloys	≤ 25 ≤ 43	≤ 255 ≤ 402	60 50		0.0025 0.0020	0.0040 0.0030	0.0050 0.0040	0.0065 0.0050	0.0065 0.0050				
Aluminium and Al-alloys	-	≤ 120	560		0.0065	0.0100	0.0125	0.0160	0.0160				
Al wrought alloys	-	≤ 200	460		0.0050	0.0080	0.0100	0.0125	0.0125				
Al cast alloys ≤ 10 % Si ≤ 24 % Si	- -	≤ 180 ≤ 180	560 460		0.0065 0.0050	0.0100 0.0080	0.0125 0.0100	0.0160 0.0125	0.0160 0.0125				
Magnesium alloys	-	≤ 120	655		0.0050	0.0080	0.0100	0.0125	0.0125				
Copper, low-alloyed	-	≤ 150											
Brass, short-chipping long-chipping	- -	≤ 180 ≤ 180	690 650		0.0050 0.0050	0.0080 0.0080	0.0100 0.0100	0.0125 0.0125	0.0125 0.0125				
Bronze, short-chipping	- ≤ 25	≤ 180 ≤ 255	600		0.0025	0.0040	0.0050	0.0065	0.0065				
Bronze, long-chipping	≤ 25 ≤ 32	≤ 255 ≤ 301											
Duroplastics Thermoplastics Reinforced plastics - Kevlar Reinforced plastics - GFK / CFK													

Series # 613

Material group	Hardness HRC	Hardness BHN	SFM	Feed Rate - IPR .5 mm	1.0 mm	2.0 mm	2.5 mm	3.15 mm	4.0 mm	5.0 mm	6.3 mm	8 mm
Common structural steels	- ≤ 32	≤ 150 ≤ 301	115 100	0.0003 0.0003	0.0006 0.0006	0.0016 0.0016	0.0020 0.0020	0.0025 0.0025	0.0031 0.0031	0.0031 0.0031	0.0039 0.0039	0.0049 0.0049
Free-cutting steels	≤ 25 ≤ 32	≤ 255 ≤ 301	115 115	0.0003 0.0003	0.0006 0.0006	0.0016 0.0016	0.0020 0.0020	0.0025 0.0025	0.0031 0.0031	0.0031 0.0031	0.0039 0.0039	0.0049 0.0049
Unalloyed heat-treatable steels	≤ 20 ≤ 25 ≤ 32	≤ 220 ≤ 255 ≤ 301	100 80 70	0.0003 0.0003 0.0003	0.0006 0.0006 0.0005	0.0016 0.0016 0.0013	0.0020 0.0020 0.0016	0.0025 0.0025 0.0020	0.0031 0.0031 0.0025	0.0031 0.0031 0.0025	0.0039 0.0039 0.0031	0.0049 0.0049 0.0039
Alloyed heat-treatable steels	≤ 32 ≤ 43	≤ 301 ≤ 402	55 35	0.0003 0.0003	0.0006 0.0005	0.0016 0.0013	0.0020 0.0016	0.0025 0.0020	0.0031 0.0025	0.0031 0.0025	0.0039 0.0031	0.0049 0.0039
Unalloyed case hardened steels	≤ 25	≤ 255	100	0.0004	0.0006	0.0020	0.0025	0.0031	0.0039	0.0039	0.0049	0.0063
Alloyed case hardened steels	≤ 32 ≤ 43	≤ 301 ≤ 402	60 35	0.0003 0.0003	0.0006 0.0005	0.0016 0.0013	0.0020 0.0016	0.0025 0.0020	0.0031 0.0025	0.0031 0.0025	0.0039 0.0031	0.0049 0.0039
Nitriding steels	≤ 32 ≤ 43	≤ 301 ≤ 402	45 35	0.0003 0.0003	0.0006 0.0005	0.0016 0.0013	0.0020 0.0016	0.0025 0.0020	0.0031 0.0025	0.0031 0.0025	0.0039 0.0031	0.0049 0.0039
Tool steels	≤ 25 ≤ 43	≤ 255 ≤ 402	45 25	0.0003 0.0003	0.0005 0.0005	0.0013 0.0013	0.0016 0.0016	0.0020 0.0020	0.0025 0.0025	0.0025 0.0025	0.0031 0.0031	0.0039 0.0039
High speed steels	≤ 43	≤ 402	25	0.0003	0.0005	0.0013	0.0016	0.0020	0.0025	0.0025	0.0031	0.0039
Spring steels	≤ 38	≤ 354	25	0.0002	0.0003	0.0010	0.0013	0.0016	0.0020	0.0020	0.0025	0.0031
Hardened steels	≤ 48 ≤ 66	≤ 460 -										
Stainless steels, sulphured austenitic martensitic	≤ 28 ≤ 36 ≤ 46	≤ 273 ≤ 337 ≤ 435	50 35 25	0.0003 0.0003 0.0003	0.0005 0.0005 0.0005	0.0013 0.0013 0.0013	0.0016 0.0016 0.0016	0.0020 0.0020 0.0020	0.0025 0.0025 0.0025	0.0025 0.0025 0.0025	0.0031 0.0031 0.0031	0.0039 0.0039 0.0039
Cast iron	≤ 23 ≤ 38	≤ 242 ≤ 354	80 80	0.0005 0.0004	0.0007 0.0006	0.0025 0.0020	0.0031 0.0025	0.0039 0.0031	0.0049 0.0039	0.0049 0.0039	0.0063 0.0049	0.0079 0.0063
Spheroidal graphite iron and malleable cast iron	≤ 23 ≤ 38	≤ 242 ≤ 354	100 80	0.0005 0.0004	0.0007 0.0006	0.0025 0.0020	0.0031 0.0025	0.0039 0.0031	0.0049 0.0039	0.0049 0.0039	0.0063 0.0049	0.0079 0.0063
Chilled cast iron	≤ 38	≤ 354										
New cast materials GGV	≤ 20 ≤ 32	≤ 220 ≤ 301										
New cast materials ADI	≤ 32 ≤ 43	≤ 301 ≤ 402										
Special alloys	≤ 54	≤ 549	20	0.0002	0.0002	0.0008	0.0010	0.0013	0.0016	0.0016	0.0020	0.0025
Ti and Ti-alloys	≤ 25 ≤ 43	≤ 255 ≤ 402	20 15	0.0002 0.0002	0.0003 0.0003	0.0010 0.0010	0.0013 0.0013	0.0016 0.0016	0.0020 0.0020	0.0020 0.0020	0.0025 0.0025	0.0031 0.0031
Aluminium and Al-alloys	-	≤ 120										
Al wrought alloys	-	≤ 200										
Al cast alloys ≤ 10 % Si ≤ 24 % Si	- -	≤ 180 ≤ 180	165	0.0005	0.0007	0.0025	0.0031	0.0039	0.0049	0.0049	0.0063	0.0079
Magnesium alloys	-	≤ 120	230	0.0005	0.0007	0.0025	0.0031	0.0039	0.0049	0.0049	0.0063	0.0079
Copper, low-alloyed	-	≤ 150	195	0.0004	0.0006	0.0020	0.0025	0.0031	0.0039	0.0039	0.0049	0.0063
Brass, short-chipping long-chipping	- -	≤ 180 ≤ 180	230 150	0.0004 0.0004	0.0006 0.0006	0.0020 0.0020	0.0025 0.0025	0.0031 0.0031	0.0039 0.0039	0.0039 0.0039	0.0049 0.0049	0.0063 0.0063
Bronze, short-chipping	- ≤ 25	≤ 180 ≤ 255	115 100	0.0003 0.0003	0.0006 0.0006	0.0016 0.0016	0.0020 0.0020	0.0025 0.0025	0.0031 0.0031	0.0031 0.0031	0.0039 0.0039	0.0049 0.0049
Bronze, long-chipping	≤ 25 ≤ 32	≤ 255 ≤ 301	65 60	0.0003 0.0003	0.0006 0.0006	0.0016 0.0016	0.0020 0.0020	0.0025 0.0025	0.0031 0.0031	0.0031 0.0031	0.0039 0.0039	0.0049 0.0049
Duroplastics Thermoplastics Reinforced plastics - Kevlar Reinforced plastics - GFK / CFK			65 100	0.0003 0.0004	0.0006 0.0006	0.0016 0.0020	0.0020 0.0025	0.0025 0.0031	0.0031 0.0039	0.0031 0.0039	0.0039 0.0049	0.0049 0.0063

Series # 614

Material group	Hardness HRC	Hardness BHN	SFM	Feed Rate - IPR .5 mm	1.0 mm	2.0 mm	2.5 mm	3.15 mm	4.0 mm	5.0 mm	6.3 mm	8 mm
Common structural steels	-	≤ 150	115	0.0003	0.0006	0.0016	0.0020	0.0025	0.0031	0.0031	0.0039	0.0049
	≤ 32	≤ 301	100	0.0003	0.0006	0.0016	0.0020	0.0025	0.0031	0.0031	0.0039	0.0049
Free-cutting steels	≤ 25	≤ 255	115	0.0003	0.0006	0.0016	0.0020	0.0025	0.0031	0.0031	0.0039	0.0049
	≤ 32	≤ 301	115	0.0003	0.0006	0.0016	0.0020	0.0025	0.0031	0.0031	0.0039	0.0049
Unalloyed heat-treatable steels	≤ 20	≤ 220	100	0.0003	0.0006	0.0016	0.0020	0.0025	0.0031	0.0031	0.0039	0.0049
	≤ 25	≤ 255	80	0.0003	0.0006	0.0016	0.0020	0.0025	0.0031	0.0031	0.0039	0.0049
	≤ 32	≤ 301	70	0.0003	0.0005	0.0013	0.0016	0.0020	0.0025	0.0025	0.0031	0.0039
Alloyed heat-treatable steels	≤ 32	≤ 301	55	0.0003	0.0006	0.0016	0.0020	0.0025	0.0031	0.0031	0.0039	0.0049
	≤ 43	≤ 402	35	0.0003	0.0005	0.0013	0.0016	0.0020	0.0025	0.0025	0.0031	0.0039
Unalloyed case hardened steels	≤ 25	≤ 255	100	0.0004	0.0006	0.0020	0.0025	0.0031	0.0039	0.0039	0.0049	0.0063
Alloyed case hardened steels	≤ 32	≤ 301	60	0.0003	0.0006	0.0016	0.0020	0.0025	0.0031	0.0031	0.0039	0.0049
	≤ 43	≤ 402	35	0.0003	0.0005	0.0013	0.0016	0.0020	0.0025	0.0025	0.0031	0.0039
Nitriding steels	≤ 32	≤ 301	45	0.0003	0.0006	0.0016	0.0020	0.0025	0.0031	0.0031	0.0039	0.0049
	≤ 43	≤ 402	35	0.0003	0.0005	0.0013	0.0016	0.0020	0.0025	0.0025	0.0031	0.0039
Tool steels	≤ 25	≤ 255	45	0.0003	0.0005	0.0013	0.0016	0.0020	0.0025	0.0025	0.0031	0.0039
	≤ 43	≤ 402	25	0.0003	0.0005	0.0013	0.0016	0.0020	0.0025	0.0025	0.0031	0.0039
High speed steels	≤ 43	≤ 402	25	0.0003	0.0005	0.0013	0.0016	0.0020	0.0025	0.0025	0.0031	0.0039
Spring steels	≤ 38	≤ 354	25	0.0002	0.0003	0.0010	0.0013	0.0016	0.0020	0.0020	0.0025	0.0031
Hardened steels	≤ 48	≤ 460										
	≤ 66	-										
Stainless steels, sulphured	≤ 28	≤ 273	50	0.0003	0.0005	0.0013	0.0016	0.0020	0.0025	0.0025	0.0031	0.0039
austenitic	≤ 36	≤ 337	35	0.0003	0.0005	0.0013	0.0016	0.0020	0.0025	0.0025	0.0031	0.0039
martensitic	≤ 46	≤ 435	25	0.0003	0.0005	0.0013	0.0016	0.0020	0.0025	0.0025	0.0031	0.0039
Cast iron	≤ 23	≤ 242	80	0.0005	0.0007	0.0025	0.0031	0.0039	0.0049	0.0049	0.0063	0.0079
	≤ 38	≤ 354	80	0.0004	0.0006	0.0020	0.0025	0.0031	0.0039	0.0039	0.0049	0.0063
Spheroidal graphite iron and malleable cast iron	≤ 23	≤ 242	100	0.0005	0.0007	0.0025	0.0031	0.0039	0.0049	0.0049	0.0063	0.0079
	≤ 38	≤ 354	80	0.0004	0.0006	0.0020	0.0025	0.0031	0.0039	0.0039	0.0049	0.0063
Chilled cast iron	≤ 38	≤ 354										
New cast materials GGV	≤ 20	≤ 220										
	≤ 32	≤ 301										
New cast materials ADI	≤ 32	≤ 301										
	≤ 43	≤ 402										
Special alloys	≤ 54	≤ 549	20	0.0002	0.0002	0.0008	0.0010	0.0013	0.0016	0.0016	0.0020	0.0025
Ti and Ti-alloys	≤ 25	≤ 255	20	0.0002	0.0003	0.0010	0.0013	0.0016	0.0020	0.0020	0.0025	0.0031
	≤ 43	≤ 402	15	0.0002	0.0003	0.0010	0.0013	0.0016	0.0020	0.0020	0.0025	0.0031
Aluminium and Al-alloys	-	≤ 120										
Al wrought alloys	-	≤ 200										
Al cast alloys ≤ 10 % Si	-	≤ 180										
≤ 24 % Si	-	≤ 180	165	0.0005	0.0007	0.0025	0.0031	0.0039	0.0049	0.0049	0.0063	0.0079
Magnesium alloys	-	≤ 120	230	0.0005	0.0007	0.0025	0.0031	0.0039	0.0049	0.0049	0.0063	0.0079
Copper, low-alloyed	-	≤ 150	195	0.0004	0.0006	0.0020	0.0025	0.0031	0.0039	0.0039	0.0049	0.0063
Brass, short-chipping	-	≤ 180	230	0.0004	0.0006	0.0020	0.0025	0.0031	0.0039	0.0039	0.0049	0.0063
long-chipping	-	≤ 180	150	0.0004	0.0006	0.0020	0.0025	0.0031	0.0039	0.0039	0.0049	0.0063
Bronze, short-chipping	-	≤ 180	115	0.0003	0.0006	0.0016	0.0020	0.0025	0.0031	0.0031	0.0039	0.0049
	≤ 25	≤ 255	100	0.0003	0.0006	0.0016	0.0020	0.0025	0.0031	0.0031	0.0039	0.0049
Bronze, long-chipping	≤ 25	≤ 255	65	0.0003	0.0006	0.0016	0.0020	0.0025	0.0031	0.0031	0.0039	0.0049
	≤ 32	≤ 301	60	0.0003	0.0006	0.0016	0.0020	0.0025	0.0031	0.0031	0.0039	0.0049
Duroplastics			65	0.0003	0.0006	0.0016	0.0020	0.0025	0.0031	0.0031	0.0039	0.0049
Thermoplastics			100	0.0004	0.0006	0.0020	0.0025	0.0031	0.0039	0.0039	0.0049	0.0063
Reinforced plastics - Kevlar												
Reinforced plastics - GFK / CFK												

Series # 617

Material group	Hardness HRC	Hardness BHN	SFM	Feed Rate - IPR 1/16 in. 1.590 mm	1/8 in. 3.170 mm	1/4 in. 6.350 mm	3/8 in. 9.520 mm	1/2 in. 12.700 mm	5/8 in. 15.870 mm	3/4 in. 19.050 mm	1 in. 25.400 mm	1 1/4 in. 31.750 mm	1 1/2 in. 38.100 mm
Common structural steels	-	≤ 150											
	≤ 32	≤ 301											
Free-cutting steels	≤ 25	≤ 255											
	≤ 32	≤ 301											
Unalloyed heat-treatable steels	≤ 20	≤ 220											
	≤ 25	≤ 255											
	≤ 32	≤ 301											
Alloyed heat-treatable steels	≤ 32	≤ 301											
	≤ 43	≤ 402	35	0.0010	0.0025	0.0040	0.0050	0.0065					
Unalloyed case hardened steels	≤ 25	≤ 255											
Alloyed case hardened steels	≤ 32	≤ 301											
	≤ 43	≤ 402											
Nitriding steels	≤ 32	≤ 301											
	≤ 43	≤ 402											
Tool steels	≤ 25	≤ 255											
	≤ 43	≤ 402											
High speed steels	≤ 43	≤ 402											
Spring steels	≤ 38	≤ 354											
Hardened steels	≤ 48	≤ 460											
	≤ 66	-											
Stainless steels, sulphured	≤ 28	≤ 273	35	0.0012	0.0030	0.0050	0.0065	0.0080					
austenitic	≤ 36	≤ 337	25	0.0010	0.0025	0.0040	0.0050	0.0065					
martensitic	≤ 46	≤ 435	30	0.0010	0.0025	0.0040	0.0050	0.0065					
Cast iron	≤ 23	≤ 242											
	≤ 38	≤ 354											
Spheroidal graphite iron and malleable cast iron	≤ 23	≤ 242											
	≤ 38	≤ 354											
Chilled cast iron	≤ 38	≤ 354	15	0.0010	0.0025	0.0040	0.0050	0.0065					
New cast materials GGV	≤ 20	≤ 220											
	≤ 32	≤ 301											
New cast materials ADI	≤ 32	≤ 301											
	≤ 43	≤ 402											
Special alloys	≤ 54	≤ 549	15	0.0005	0.0015	0.0025	0.0030	0.0040					
Ti and Ti-alloys	≤ 25	≤ 255	25	0.0007	0.0020	0.0030	0.0040	0.0050					
	≤ 43	≤ 402	15	0.0007	0.0020	0.0030	0.0040	0.0050					
Aluminium and Al-alloys	-	≤ 120											
Al wrought alloys	-	≤ 200											
Al cast alloys ≤ 10 % Si	-	≤ 180											
≤ 24 % Si	-	≤ 180											
Magnesium alloys	-	≤ 120											
Copper, low-alloyed	-	≤ 150											
Brass, short-chipping	-	≤ 180											
long-chipping	-	≤ 180											
Bronze, short-chipping	-	≤ 180											
	≤ 25	≤ 255											
Bronze, long-chipping	≤ 25	≤ 255											
	≤ 32	≤ 301											
Duroplastics													
Thermoplastics			65	0.0012	0.0030	0.0050	0.0065	0.0080					
Reinforced plastics - Kevlar													
Reinforced plastics - GFK / CFK													

Series # 618

Material group	Hardness HRC	Hardness BHN	SFM	Feed Rate - IPR 1/16 in. 1.590 mm	1/8 in. 3.170 mm	1/4 in. 6.350 mm	3/8 in. 9.520 mm	1/2 in. 12.700 mm	5/8 in. 15.870 mm	3/4 in. 19.050 mm	1 in. 25.400 mm	1 1/4 in. 31.750 mm	1 1/2 in. 38.100 mm
Common structural steels	- ≤ 32	≤ 150 ≤ 301											
Free-cutting steels	≤ 25 ≤ 32	≤ 255 ≤ 301	65		0.0030	0.0050	0.0065	0.0080					
Unalloyed heat-treatable steels	≤ 20 ≤ 25 ≤ 32	≤ 220 ≤ 255 ≤ 301	45		0.0025	0.0040	0.0050	0.0065					
Alloyed heat-treatable steels	≤ 32 ≤ 43	≤ 301 ≤ 402	45 30		0.0025 0.0020	0.0040 0.0030	0.0050 0.0040	0.0065 0.0050					
Unalloyed case hardened steels	≤ 25	≤ 255											
Alloyed case hardened steels	≤ 32 ≤ 43	≤ 301 ≤ 402	35 30		0.0025 0.0020	0.0040 0.0030	0.0050 0.0040	0.0065 0.0050					
Nitriding steels	≤ 32 ≤ 43	≤ 301 ≤ 402	30 25		0.0025 0.0020	0.0040 0.0030	0.0050 0.0040	0.0065 0.0050					
Tool steels	≤ 25 ≤ 43	≤ 255 ≤ 402	45 25		0.0025 0.0020	0.0040 0.0030	0.0050 0.0040	0.0065 0.0050					
High speed steels	≤ 43	≤ 402	25		0.0020	0.0030	0.0040	0.0050					
Spring steels	≤ 38	≤ 354	15		0.0015	0.0025	0.0030	0.0040					
Hardened steels	≤ 48 ≤ 66	≤ 460 -	5		0.0015	0.0025	0.0030	0.0040					
Stainless steels, sulphured austenitic martensitic	≤ 28 ≤ 36 ≤ 46	≤ 273 ≤ 337 ≤ 435	30 25 30		0.0025 0.0020 0.0020	0.0040 0.0030 0.0030	0.0050 0.0040 0.0040	0.0065 0.0050 0.0050					
Cast iron	≤ 23 ≤ 38	≤ 242 ≤ 354	65		0.0040	0.0065	0.0080	0.0100					
Spheroidal graphite iron and malleable cast iron	≤ 23 ≤ 38	≤ 242 ≤ 354	50		0.0040	0.0065	0.0080	0.0100					
Chilled cast iron	≤ 38	≤ 354	15		0.0020	0.0030	0.0040	0.0050					
New cast materials GGV	≤ 20 ≤ 32	≤ 220 ≤ 301											
New cast materials ADI	≤ 32 ≤ 43	≤ 301 ≤ 402											
Special alloys	≤ 54	≤ 549	15		0.0015	0.0025	0.0030	0.0040					
Ti and Ti-alloys	≤ 25 ≤ 43	≤ 255 ≤ 402	25 15		0.0015 0.0015	0.0025 0.0025	0.0030 0.0030	0.0040 0.0040					
Aluminium and Al-alloys	-	≤ 120											
Al wrought alloys	-	≤ 200											
Al cast alloys ≤ 10 % Si ≤ 24 % Si	- -	≤ 180 ≤ 180	160 130		0.0050 0.0040	0.0080 0.0065	0.0100 0.0080	0.0125 0.0100					
Magnesium alloys	-	≤ 120											
Copper, low-alloyed	-	≤ 150	75		0.0030	0.0050	0.0065	0.0080					
Brass, short-chipping long-chipping	- -	≤ 180 ≤ 180	95		0.0030	0.0050	0.0065	0.0080					
Bronze, short-chipping	- ≤ 25	≤ 180 ≤ 255											
Bronze, long-chipping	≤ 25 ≤ 32	≤ 255 ≤ 301	65 50		0.0025 0.0025	0.0040 0.0040	0.0050 0.0050	0.0065 0.0065					
Duroplastics Thermoplastics Reinforced plastics - Kevlar Reinforced plastics - GFK / CFK			45		0.0025	0.0040	0.0050	0.0065					

Series # 619

Material group	Hardness HRC	Hardness BHN	SFM	Feed Rate - IPR 1/16 in. 1.590 mm	1/8 in. 3.170 mm	1/4 in. 6.350 mm	3/8 in. 9.520 mm	1/2 in. 12.700 mm	5/8 in. 15.870 mm	3/4 in. 19.050 mm	1 in. 25.400 mm	1 1/4 in. 31.750 mm	1 1/2 in. 38.100 mm
Common structural steels	- ≤ 32	≤ 150 ≤ 301											
Free-cutting steels	≤ 25 ≤ 32	≤ 255 ≤ 301	65		0.0030	0.0050	0.0065	0.0080					
Unalloyed heat-treatable steels	≤ 20 ≤ 25 ≤ 32	≤ 220 ≤ 255 ≤ 301	45		0.0025	0.0040	0.0050	0.0065					
Alloyed heat-treatable steels	≤ 32 ≤ 43	≤ 301 ≤ 402	45 30		0.0025 0.0020	0.0040 0.0030	0.0050 0.0040	0.0065 0.0050					
Unalloyed case hardened steels	≤ 25	≤ 255											
Alloyed case hardened steels	≤ 32 ≤ 43	≤ 301 ≤ 402	35 30		0.0025 0.0020	0.0040 0.0030	0.0050 0.0040	0.0065 0.0050					
Nitriding steels	≤ 32 ≤ 43	≤ 301 ≤ 402	30 25		0.0025 0.0020	0.0040 0.0030	0.0050 0.0040	0.0065 0.0050					
Tool steels	≤ 25 ≤ 43	≤ 255 ≤ 402	45 25		0.0025 0.0020	0.0040 0.0030	0.0050 0.0040	0.0065 0.0050					
High speed steels	≤ 43	≤ 402	25		0.0020	0.0030	0.0040	0.0050					
Spring steels	≤ 38	≤ 354	15		0.0015	0.0025	0.0030	0.0040					
Hardened steels	≤ 48 ≤ 66	≤ 460 -	5		0.0015	0.0025	0.0030	0.0040					
Stainless steels, sulphured austenitic martensitic	≤ 28 ≤ 36 ≤ 46	≤ 273 ≤ 337 ≤ 435	30 25 30		0.0025 0.0020 0.0020	0.0040 0.0030 0.0030	0.0050 0.0040 0.0040	0.0065 0.0050 0.0050					
Cast iron	≤ 23 ≤ 38	≤ 242 ≤ 354	65		0.0040	0.0065	0.0080	0.0100					
Spheroidal graphite iron and malleable cast iron	≤ 23 ≤ 38	≤ 242 ≤ 354	50		0.0040	0.0065	0.0080	0.0100					
Chilled cast iron	≤ 38	≤ 354	15		0.0020	0.0030	0.0040	0.0050					
New cast materials GGV	≤ 20 ≤ 32	≤ 220 ≤ 301											
New cast materials ADI	≤ 32 ≤ 43	≤ 301 ≤ 402											
Special alloys	≤ 54	≤ 549	15		0.0015	0.0025	0.0030	0.0040					
Ti and Ti-alloys	≤ 25 ≤ 43	≤ 255 ≤ 402	25 15		0.0015 0.0015	0.0025 0.0025	0.0030 0.0030	0.0040 0.0040					
Aluminium and Al-alloys	-	≤ 120											
Al wrought alloys	-	≤ 200											
Al cast alloys ≤ 10 % Si ≤ 24 % Si	- -	≤ 180 ≤ 180	160 130		0.0050 0.0040	0.0080 0.0065	0.0100 0.0080	0.0125 0.0100					
Magnesium alloys	-	≤ 120											
Copper, low-alloyed	-	≤ 150	75		0.0030	0.0050	0.0065	0.0080					
Brass, short-chipping long-chipping	- -	≤ 180 ≤ 180	95		0.0030	0.0050	0.0065	0.0080					
Bronze, short-chipping	- ≤ 25	≤ 180 ≤ 255											
Bronze, long-chipping	≤ 25 ≤ 32	≤ 255 ≤ 301	65 50		0.0025 0.0025	0.0040 0.0040	0.0050 0.0050	0.0065 0.0065					
Duroplastics Thermoplastics Reinforced plastics - Kevlar Reinforced plastics - GFK / CFK			45		0.0025	0.0040	0.0050	0.0065					

Series # 622

Material group	Hardness HRC	Hardness BHN	SFM	Feed Rate - IPR 1/16 in. 1.590 mm	1/8 in. 3.170 mm	1/4 in. 6.350 mm	3/8 in. 9.520 mm	1/2 in. 12.700 mm	5/8 in. 15.870 mm	3/4 in. 19.050 mm	1 in. 25.400 mm	1 1/4 in. 31.750 mm	1 1/2 in. 38.100 mm
Common structural steels	- ≤ 32	≤ 150 ≤ 301											
Free-cutting steels	≤ 25 ≤ 32	≤ 255 ≤ 301	90	0.0015	0.0040	0.0065	0.0080	0.0100					
Unalloyed heat-treatable steels	≤ 20 ≤ 25 ≤ 32	≤ 220 ≤ 255 ≤ 301	90 45	0.0015 0.0012	0.0040 0.0030	0.0065 0.0050	0.0080 0.0065	0.0100 0.0080					
Alloyed heat-treatable steels	≤ 32 ≤ 43	≤ 301 ≤ 402	55 45	0.0012 0.0010	0.0030 0.0025	0.0050 0.0040	0.0065 0.0050	0.0080 0.0065					
Unalloyed case hardened steels	≤ 25	≤ 255											
Alloyed case hardened steels	≤ 32 ≤ 43	≤ 301 ≤ 402	50 35	0.0012 0.0010	0.0030 0.0025	0.0050 0.0040	0.0065 0.0050	0.0080 0.0065					
Nitriding steels	≤ 32 ≤ 43	≤ 301 ≤ 402	45 30	0.0012 0.0010	0.0030 0.0025	0.0050 0.0040	0.0065 0.0050	0.0080 0.0065					
Tool steels	≤ 25 ≤ 43	≤ 255 ≤ 402	55 30	0.0012 0.0010	0.0030 0.0025	0.0050 0.0040	0.0065 0.0050	0.0080 0.0065					
High speed steels	≤ 43	≤ 402	30	0.0010	0.0025	0.0040	0.0050	0.0065					
Spring steels	≤ 38	≤ 354											
Hardened steels	≤ 48 ≤ 66	≤ 460 -											
Stainless steels, sulphured austenitic martensitic	≤ 28 ≤ 36 ≤ 46	≤ 273 ≤ 337 ≤ 435	45 35	0.0012 0.0010	0.0030 0.0025	0.0050 0.0040	0.0065 0.0050	0.0080 0.0065					
Cast iron	≤ 23 ≤ 38	≤ 242 ≤ 354	115 90	0.0017 0.0017	0.0050 0.0050	0.0080 0.0080	0.0100 0.0100	0.0125 0.0125					
Spheroidal graphite iron and malleable cast iron	≤ 23 ≤ 38	≤ 242 ≤ 354	95 70	0.0017 0.0017	0.0050 0.0050	0.0080 0.0080	0.0100 0.0100	0.0125 0.0125					
Chilled cast iron	≤ 38	≤ 354	25	0.0010	0.0025	0.0040	0.0050	0.0065					
New cast materials GGV	≤ 20 ≤ 32	≤ 220 ≤ 301											
New cast materials ADI	≤ 32 ≤ 43	≤ 301 ≤ 402											
Special alloys	≤ 54	≤ 549											
Ti and Ti-alloys	≤ 25 ≤ 43	≤ 255 ≤ 402											
Aluminium and Al-alloys	-	≤ 120											
Al wrought alloys	-	≤ 200											
Al cast alloys ≤ 10 % Si ≤ 24 % Si	- -	≤ 180 ≤ 180	225 180	0.0020 0.0017	0.0065 0.0050	0.0100 0.0080	0.0125 0.0100	0.0160 0.0125					
Magnesium alloys	-	≤ 120											
Copper, low-alloyed	-	≤ 150	115	0.0015	0.0040	0.0065	0.0080	0.0100					
Brass, short-chipping long-chipping	- -	≤ 180 ≤ 180	145	0.0015	0.0040	0.0065	0.0080	0.0100					
Bronze, short-chipping	- ≤ 25	≤ 180 ≤ 255											
Bronze, long-chipping	≤ 25 ≤ 32	≤ 255 ≤ 301	90 70	0.0012 0.0012	0.0030 0.0030	0.0050 0.0050	0.0065 0.0065	0.0080 0.0080					
Duroplastics Thermoplastics Reinforced plastics - Kevlar Reinforced plastics - GFK / CFK			55	0.0012	0.0030	0.0050	0.0065	0.0080					

Series # 651

Material group	Hardness HRC	Hardness BHN	SFM	Feed Rate - IPR 1/16 in. 1.590 mm	1/8 in. 3.170 mm	1/4 in. 6.350 mm	3/8 in. 9.520 mm	1/2 in. 12.700 mm	5/8 in. 15.870 mm	3/4 in. 19.050 mm	1 in. 25.400 mm	1 1/4 in. 31.750 mm	1 1/2 in. 38.100 mm
Common structural steels	- ≤ 32	≤ 150 ≤ 301	130 100	0.0017 0.0015	0.0050 0.0040	0.0080 0.0065	0.0100 0.0080	0.0125 0.0100	0.0125 0.0100	0.0140 0.0110			
Free-cutting steels	≤ 25 ≤ 32	≤ 255 ≤ 301	130 100	0.0017 0.0015	0.0050 0.0040	0.0080 0.0065	0.0100 0.0080	0.0125 0.0100	0.0125 0.0100	0.0140 0.0110			
Unalloyed heat-treatable steels	≤ 20 ≤ 25 ≤ 32	≤ 220 ≤ 255 ≤ 301	130 100 50	0.0015 0.0015 0.0012	0.0040 0.0040 0.0030	0.0065 0.0065 0.0050	0.0080 0.0080 0.0065	0.0100 0.0100 0.0080	0.0100 0.0100 0.0080	0.0110 0.0110 0.0090			
Alloyed heat-treatable steels	≤ 32 ≤ 43	≤ 301 ≤ 402	65	0.0012	0.0030	0.0050	0.0065	0.0080	0.0080	0.0090			
Unalloyed case hardened steels	≤ 25	≤ 255	130	0.0017	0.0050	0.0080	0.0100	0.0125	0.0125	0.0140			
Alloyed case hardened steels	≤ 32 ≤ 43	≤ 301 ≤ 402	55	0.0012	0.0030	0.0050	0.0065	0.0080	0.0080	0.0090			
Nitriding steels	≤ 32 ≤ 43	≤ 301 ≤ 402	45	0.0012	0.0030	0.0050	0.0065	0.0080	0.0080	0.0090			
Tool steels	≤ 25 ≤ 43	≤ 255 ≤ 402	65	0.0012	0.0030	0.0050	0.0065	0.0080	0.0080	0.0090			
High speed steels	≤ 43	≤ 402											
Spring steels	≤ 38	≤ 354											
Hardened steels	≤ 48 ≤ 66	≤ 460 -											
Stainless steels, sulphured austenitic martensitic	≤ 28 ≤ 36 ≤ 46	≤ 273 ≤ 337 ≤ 435											
Cast iron	≤ 23 ≤ 38	≤ 242 ≤ 354	130 100	0.0017 0.0017	0.0050 0.0050	0.0080 0.0080	0.0100 0.0100	0.0125 0.0125	0.0125 0.0125	0.0140 0.0140			
Spheroidal graphite iron and malleable cast iron	≤ 23 ≤ 38	≤ 242 ≤ 354	115 80	0.0017 0.0017	0.0050 0.0050	0.0080 0.0080	0.0100 0.0100	0.0125 0.0125	0.0125 0.0125	0.0140 0.0140			
Chilled cast iron	≤ 38	≤ 354											
New cast materials GGV	≤ 20 ≤ 32	≤ 220 ≤ 301											
New cast materials ADI	≤ 32 ≤ 43	≤ 301 ≤ 402											
Special alloys	≤ 54	≤ 549											
Ti and Ti-alloys	≤ 25 ≤ 43	≤ 255 ≤ 402											
Aluminium and Al-alloys	-	≤ 120											
Al wrought alloys	-	≤ 200											
Al cast alloys ≤ 10 % Si ≤ 24 % Si	- -	≤ 180 ≤ 180	260 225	0.0020 0.0017	0.0065 0.0050	0.0100 0.0080	0.0125 0.0100	0.0160 0.0125	0.0160 0.0125	0.0180 0.0140			
Magnesium alloys	-	≤ 120	325	0.0017	0.0050	0.0080	0.0100	0.0125	0.0125	0.0140			
Copper, low-alloyed	-	≤ 150	130	0.0015	0.0040	0.0065	0.0080	0.0100	0.0100	0.0110			
Brass, short-chipping long-chipping	- -	≤ 180 ≤ 180	160	0.0015	0.0040	0.0065	0.0080	0.0100	0.0100	0.0110			
Bronze, short-chipping	- ≤ 25	≤ 180 ≤ 255	130 115	0.0012 0.0012	0.0030 0.0030	0.0050 0.0050	0.0065 0.0065	0.0080 0.0080	0.0080 0.0080	0.0090 0.0090			
Bronze, long-chipping	≤ 25 ≤ 32	≤ 255 ≤ 301	100 80	0.0012 0.0012	0.0030 0.0030	0.0050 0.0050	0.0065 0.0065	0.0080 0.0080	0.0080 0.0080	0.0090 0.0090			
Duroplastics Thermoplastics Reinforced plastics - Kevlar Reinforced plastics - GFK / CFK			65 100	0.0012 0.0015	0.0030 0.0040	0.0050 0.0065	0.0065 0.0080	0.0080 0.0100	0.0080 0.0100	0.0090 0.0110			

Series # 652

Material group	Hardness HRC	Hardness BHN	SFM	Feed Rate - IPR 1/16 in. 1.590 mm	1/8 in. 3.170 mm	1/4 in. 6.350 mm	3/8 in. 9.520 mm	1/2 in. 12.700 mm	5/8 in. 15.870 mm	3/4 in. 19.050 mm	1 in. 25.400 mm	1 1/4 in. 31.750 mm	1 1/2 in. 38.100 mm
Common structural steels	-	≤ 150	130	0.0017	0.0050	0.0080	0.0100	0.0125	0.0125				
	≤ 32	≤ 301	100	0.0015	0.0040	0.0065	0.0080	0.0100	0.0100				
Free-cutting steels	≤ 25	≤ 255	130	0.0017	0.0050	0.0080	0.0100	0.0125	0.0125				
	≤ 32	≤ 301	100	0.0015	0.0040	0.0065	0.0080	0.0100	0.0100				
Unalloyed heat-treatable steels	≤ 20	≤ 220	130	0.0015	0.0040	0.0065	0.0080	0.0100	0.0100				
	≤ 25	≤ 255	100	0.0015	0.0040	0.0065	0.0080	0.0100	0.0100				
	≤ 32	≤ 301	50	0.0012	0.0030	0.0050	0.0065	0.0080	0.0080				
Alloyed heat-treatable steels	≤ 32	≤ 301	65	0.0012	0.0030	0.0050	0.0065	0.0080	0.0080				
	≤ 43	≤ 402											
Unalloyed case hardened steels	≤ 25	≤ 255	130	0.0017	0.0050	0.0080	0.0100	0.0125	0.0125				
Alloyed case hardened steels	≤ 32	≤ 301	55	0.0012	0.0030	0.0050	0.0065	0.0080	0.0080				
	≤ 43	≤ 402											
Nitriding steels	≤ 32	≤ 301	45	0.0012	0.0030	0.0050	0.0065	0.0080	0.0080				
	≤ 43	≤ 402											
Tool steels	≤ 25	≤ 255	65	0.0012	0.0030	0.0050	0.0065	0.0080	0.0080				
	≤ 43	≤ 402											
High speed steels	≤ 43	≤ 402											
Spring steels	≤ 38	≤ 354											
Hardened steels	≤ 48	≤ 460											
	≤ 66	-											
Stainless steels, sulphured	≤ 28	≤ 273											
austenitic	≤ 36	≤ 337											
martensitic	≤ 46	≤ 435											
Cast iron	≤ 23	≤ 242	130	0.0017	0.0050	0.0080	0.0100	0.0125	0.0125				
	≤ 38	≤ 354	100	0.0017	0.0050	0.0080	0.0100	0.0125	0.0125				
Spheroidal graphite iron and	≤ 23	≤ 242	115	0.0017	0.0050	0.0080	0.0100	0.0125	0.0125				
malleable cast iron	≤ 38	≤ 354	80	0.0017	0.0050	0.0080	0.0100	0.0125	0.0125				
Chilled cast iron	≤ 38	≤ 354											
New cast materials GGV	≤ 20	≤ 220											
	≤ 32	≤ 301											
New cast materials ADI	≤ 32	≤ 301											
	≤ 43	≤ 402											
Special alloys	≤ 54	≤ 549											
Ti and Ti-alloys	≤ 25	≤ 255											
	≤ 43	≤ 402											
Aluminium and Al-alloys	-	≤ 120											
Al wrought alloys	-	≤ 200											
Al cast alloys ≤ 10 % Si	-	≤ 180	260	0.0020	0.0065	0.0100	0.0125	0.0160	0.0160				
≤ 24 % Si	-	≤ 180	225	0.0017	0.0050	0.0080	0.0100	0.0125	0.0125				
Magnesium alloys	-	≤ 120											
Copper, low-alloyed	-	≤ 150	130	0.0015	0.0040	0.0065	0.0080	0.0100	0.0100				
Brass, short-chipping	-	≤ 180											
long-chipping	-	≤ 180	160	0.0015	0.0040	0.0065	0.0080	0.0100	0.0100				
Bronze, short-chipping	-	≤ 180											
	≤ 25	≤ 255											
Bronze, long-chipping	≤ 25	≤ 255	100	0.0012	0.0030	0.0050	0.0065	0.0080	0.0080				
	≤ 32	≤ 301	80	0.0012	0.0030	0.0050	0.0065	0.0080	0.0080				
Duroplastics			65	0.0012	0.0030	0.0050	0.0065	0.0080	0.0080				
Thermoplastics													
Reinforced plastics - Kevlar													
Reinforced plastics - GFK / CFK													

Series # 653

Material group	Hardness HRC	Hardness BHN	SFM	Feed Rate - IPR 1/16 in. 1.590 mm	1/8 in. 3.170 mm	1/4 in. 6.350 mm	3/8 in. 9.520 mm	1/2 in. 12.700 mm	5/8 in. 15.870 mm	3/4 in. 19.050 mm	1 in. 25.400 mm	1 1/4 in. 31.750 mm	1 1/2 in. 38.100 mm
Common structural steels	-	≤ 150	145	0.0017	0.0050	0.0080	0.0100	0.0125	0.0125	0.0140	0.0160	0.0200	
	≤ 32	≤ 301	115	0.0015	0.0040	0.0065	0.0080	0.0100	0.0100	0.0110	0.0125	0.0160	
Free-cutting steels	≤ 25	≤ 255	145	0.0017	0.0050	0.0080	0.0100	0.0125	0.0125	0.0140	0.0160	0.0200	
	≤ 32	≤ 301	115	0.0015	0.0040	0.0065	0.0080	0.0100	0.0100	0.0110	0.0125	0.0160	
Unalloyed heat-treatable steels	≤ 20	≤ 220	145	0.0015	0.0040	0.0065	0.0080	0.0100	0.0100	0.0110	0.0125	0.0160	
	≤ 25	≤ 255	100	0.0015	0.0040	0.0065	0.0080	0.0100	0.0100	0.0110	0.0125	0.0160	
	≤ 32	≤ 301	55	0.0012	0.0030	0.0050	0.0065	0.0080	0.0080	0.0090	0.0100	0.0125	
Alloyed heat-treatable steels	≤ 32	≤ 301	70	0.0012	0.0030	0.0050	0.0065	0.0080	0.0080	0.0090	0.0100	0.0125	
	≤ 43	≤ 402											
Unalloyed case hardened steels	≤ 25	≤ 255	145	0.0017	0.0050	0.0080	0.0100	0.0125	0.0125	0.0140	0.0160	0.0200	
Alloyed case hardened steels	≤ 32	≤ 301	65	0.0012	0.0030	0.0050	0.0065	0.0080	0.0080	0.0090	0.0100	0.0125	
	≤ 43	≤ 402											
Nitriding steels	≤ 32	≤ 301	55	0.0012	0.0030	0.0050	0.0065	0.0080	0.0080	0.0090	0.0100	0.0125	
	≤ 43	≤ 402											
Tool steels	≤ 25	≤ 255	70	0.0012	0.0030	0.0050	0.0065	0.0080	0.0080	0.0090	0.0100	0.0125	
	≤ 43	≤ 402											
High speed steels	≤ 43	≤ 402											
Spring steels	≤ 38	≤ 354											
Hardened steels	≤ 48	≤ 460											
	≤ 66	-											
Stainless steels, sulphured	≤ 28	≤ 273											
austenitic	≤ 36	≤ 337											
martensitic	≤ 46	≤ 435											
Cast iron	≤ 23	≤ 242	145	0.0017	0.0050	0.0080	0.0100	0.0125	0.0125	0.0140	0.0160	0.0200	
	≤ 38	≤ 354	115	0.0017	0.0050	0.0080	0.0100	0.0125	0.0125	0.0140	0.0160	0.0200	
Spheroidal graphite iron and	≤ 23	≤ 242	130	0.0017	0.0050	0.0080	0.0100	0.0125	0.0125	0.0140	0.0160	0.0200	
malleable cast iron	≤ 38	≤ 354	90	0.0017	0.0050	0.0080	0.0100	0.0125	0.0125	0.0140	0.0160	0.0200	
Chilled cast iron	≤ 38	≤ 354											
New cast materials GGV	≤ 20	≤ 220											
	≤ 32	≤ 301											
New cast materials ADI	≤ 32	≤ 301											
	≤ 43	≤ 402											
Special alloys	≤ 54	≤ 549											
Ti and Ti-alloys	≤ 25	≤ 255											
	≤ 43	≤ 402											
Aluminium and Al-alloys	-	≤ 120											
Al wrought alloys	-	≤ 200											
Al cast alloys ≤ 10 % Si	-	≤ 180	295	0.0020	0.0065	0.0100	0.0125	0.0160	0.0160	0.0180	0.0200	0.0245	
≤ 24 % Si	-	≤ 180	260	0.0017	0.0050	0.0080	0.0100	0.0125	0.0125	0.0140	0.0160	0.0200	
Magnesium alloys	-	≤ 120											
Copper, low-alloyed	-	≤ 150	145	0.0015	0.0040	0.0065	0.0080	0.0100	0.0100	0.0110	0.0125	0.0160	
Brass, short-chipping	-	≤ 180											
long-chipping	-	≤ 180	180	0.0015	0.0040	0.0065	0.0080	0.0100	0.0100	0.0110	0.0125	0.0160	
Bronze, short-chipping	-	≤ 180	145	0.0012	0.0030	0.0050	0.0065	0.0080	0.0080	0.0090	0.0100	0.0125	
	≤ 25	≤ 255	130	0.0012	0.0030	0.0050	0.0065	0.0080	0.0080	0.0090	0.0100	0.0125	
Bronze, long-chipping	≤ 25	≤ 255	110	0.0012	0.0030	0.0050	0.0065	0.0080	0.0080	0.0090	0.0100	0.0125	
	≤ 32	≤ 301	90	0.0012	0.0030	0.0050	0.0065	0.0080	0.0080	0.0090	0.0100	0.0125	
Duroplastics			70	0.0012	0.0030	0.0050	0.0065	0.0080	0.0080	0.0090	0.0100	0.0125	
Thermoplastics			115	0.0015	0.0040	0.0065	0.0080	0.0100	0.0100	0.0110	0.0125	0.0160	
Reinforced plastics - Kevlar													
Reinforced plastics - GFK / CFK													

Series # 654

Material group	Hardness HRC	Hardness BHN	SFM	Feed Rate - IPR 1/16 in. 1.590 mm	1/8 in. 3.170 mm	1/4 in. 6.350 mm	3/8 in. 9.520 mm	1/2 in. 12.700 mm	5/8 in. 15.870 mm	3/4 in. 19.050 mm	1 in. 25.400 mm	1 1/4 in. 31.750 mm	1 1/2 in. 38.100 mm
Common structural steels	- ≤ 32	≤ 150 ≤ 301	130 100		0.0050 0.0040	0.0080 0.0065	0.0100 0.0080	0.0125 0.0100	0.0125 0.0100	0.0140 0.0110	0.0160 0.0125	0.0200 0.0160	
Free-cutting steels	≤ 25 ≤ 32	≤ 255 ≤ 301	130 100		0.0050 0.0040	0.0080 0.0065	0.0100 0.0080	0.0125 0.0100	0.0125 0.0100	0.0140 0.0110	0.0160 0.0125	0.0200 0.0160	
Unalloyed heat-treatable steels	≤ 20 ≤ 25 ≤ 32	≤ 220 ≤ 255 ≤ 301	130 100 50		0.0040 0.0040 0.0030	0.0065 0.0065 0.0050	0.0080 0.0080 0.0065	0.0100 0.0100 0.0080	0.0100 0.0100 0.0080	0.0110 0.0110 0.0090	0.0125 0.0125 0.0100	0.0160 0.0160 0.0125	
Alloyed heat-treatable steels	≤ 32 ≤ 43	≤ 301 ≤ 402	65		0.0030	0.0050	0.0065	0.0080	0.0080	0.0090	0.0100	0.0125	
Unalloyed case hardened steels	≤ 25	≤ 255	130		0.0050	0.0080	0.0100	0.0125	0.0125	0.0140	0.0160	0.0200	
Alloyed case hardened steels	≤ 32 ≤ 43	≤ 301 ≤ 402	55		0.0030	0.0050	0.0065	0.0080	0.0080	0.0090	0.0100	0.0125	
Nitriding steels	≤ 32 ≤ 43	≤ 301 ≤ 402	45		0.0030	0.0050	0.0065	0.0080	0.0080	0.0090	0.0100	0.0125	
Tool steels	≤ 25 ≤ 43	≤ 255 ≤ 402	65		0.0030	0.0050	0.0065	0.0080	0.0080	0.0090	0.0100	0.0125	
High speed steels	≤ 43	≤ 402											
Spring steels	≤ 38	≤ 354											
Hardened steels	≤ 48 ≤ 66	≤ 460 -											
Stainless steels, sulphured austenitic martensitic	≤ 28 ≤ 36 ≤ 46	≤ 273 ≤ 337 ≤ 435											
Cast iron	≤ 23 ≤ 38	≤ 242 ≤ 354	130 100		0.0050 0.0050	0.0080 0.0080	0.0100 0.0100	0.0125 0.0125	0.0125 0.0125	0.0140 0.0140	0.0160 0.0160	0.0200 0.0200	
Spheroidal graphite iron and malleable cast iron	≤ 23 ≤ 38	≤ 242 ≤ 354	115 80		0.0050 0.0050	0.0080 0.0080	0.0100 0.0100	0.0125 0.0125	0.0125 0.0125	0.0140 0.0140	0.0160 0.0160	0.0200 0.0200	
Chilled cast iron	≤ 38	≤ 354											
New cast materials GGV	≤ 20 ≤ 32	≤ 220 ≤ 301											
New cast materials ADI	≤ 32 ≤ 43	≤ 301 ≤ 402											
Special alloys	≤ 54	≤ 549											
Ti and Ti-alloys	≤ 25 ≤ 43	≤ 255 ≤ 402											
Aluminium and Al-alloys	-	≤ 120											
Al wrought alloys	-	≤ 200											
Al cast alloys ≤ 10 % Si ≤ 24 % Si	- -	≤ 180 ≤ 180	260 225		0.0065 0.0050	0.0100 0.0080	0.0125 0.0100	0.0160 0.0125	0.0160 0.0125	0.0180 0.0140	0.0200 0.0160	0.0245 0.0200	
Magnesium alloys	-	≤ 120	325		0.0050	0.0080	0.0100	0.0125	0.0125	0.0140	0.0160	0.0200	
Copper, low-alloyed	-	≤ 150	130		0.0040	0.0065	0.0080	0.0100	0.0100	0.0110	0.0125	0.0160	
Brass, short-chipping long-chipping	- -	≤ 180 ≤ 180	160		0.0040	0.0065	0.0080	0.0100	0.0100	0.0110	0.0125	0.0160	
Bronze, short-chipping	- ≤ 25	≤ 180 ≤ 255	130 115		0.0030 0.0030	0.0050 0.0050	0.0065 0.0065	0.0080 0.0080	0.0080 0.0080	0.0090 0.0090	0.0100 0.0100	0.0125 0.0125	
Bronze, long-chipping	≤ 25 ≤ 32	≤ 255 ≤ 301	100 80		0.0030 0.0030	0.0050 0.0050	0.0065 0.0065	0.0080 0.0080	0.0080 0.0080	0.0090 0.0090	0.0100 0.0100	0.0125 0.0125	
Duroplastics Thermoplastics Reinforced plastics - Kevlar Reinforced plastics - GFK / CFK			65 100		0.0030 0.0040	0.0050 0.0065	0.0065 0.0080	0.0080 0.0100	0.0080 0.0100	0.0090 0.0110	0.0100 0.0125	0.0125 0.0160	

Series # 657

Material group	Hardness HRC	Hardness BHN	SFM	Feed Rate - IPR 1/16 in. 1.590 mm	1/8 in. 3.170 mm	1/4 in. 6.350 mm	3/8 in. 9.520 mm	1/2 in. 12.700 mm	5/8 in. 15.870 mm	3/4 in. 19.050 mm	1 in. 25.400 mm	1 1/4 in. 31.750 mm	1 1/2 in. 38.100 mm
Common structural steels	- ≤ 32	≤ 150 ≤ 301											
Free-cutting steels	≤ 25 ≤ 32	≤ 255 ≤ 301											
Unalloyed heat-treatable steels	≤ 20 ≤ 25 ≤ 32	≤ 220 ≤ 255 ≤ 301											
Alloyed heat-treatable steels	≤ 32 ≤ 43	≤ 301 ≤ 402											
Unalloyed case hardened steels	≤ 25	≤ 255											
Alloyed case hardened steels	≤ 32 ≤ 43	≤ 301 ≤ 402	45	0.0010	0.0025	0.0040	0.0050	0.0065	0.0065				
Nitriding steels	≤ 32 ≤ 43	≤ 301 ≤ 402	40	0.0010	0.0025	0.0040	0.0050	0.0065	0.0065				
Tool steels	≤ 25 ≤ 43	≤ 255 ≤ 402	40	0.0010	0.0025	0.0040	0.0050	0.0065	0.0065				
High speed steels	≤ 43	≤ 402	40	0.0010	0.0025	0.0040	0.0050	0.0065	0.0065				
Spring steels	≤ 38	≤ 354	30	0.0007	0.0020	0.0030	0.0040	0.0050	0.0050				
Hardened steels	≤ 48 ≤ 66	≤ 460 -	10	0.0005	0.0015	0.0025	0.0030	0.0040	0.0040				
Stainless steels, sulphured austenitic martensitic	≤ 28 ≤ 36 ≤ 46	≤ 273 ≤ 337 ≤ 435	55 40 45	0.0012 0.0010 0.0010	0.0030 0.0025 0.0025	0.0050 0.0040 0.0040	0.0065 0.0050 0.0050	0.0080 0.0065 0.0065	0.0080 0.0065 0.0065				
Cast iron	≤ 23 ≤ 38	≤ 242 ≤ 354											
Spheroidal graphite iron and malleable cast iron	≤ 23 ≤ 38	≤ 242 ≤ 354											
Chilled cast iron	≤ 38	≤ 354	30	0.0010	0.0025	0.0040	0.0050	0.0065	0.0065				
New cast materials GGV	≤ 20 ≤ 32	≤ 220 ≤ 301											
New cast materials ADI	≤ 32 ≤ 43	≤ 301 ≤ 402											
Special alloys	≤ 54	≤ 549	25	0.0005	0.0015	0.0025	0.0030	0.0040	0.0040				
Ti and Ti-alloys	≤ 25 ≤ 43	≤ 255 ≤ 402	40 25	0.0007 0.0007	0.0020 0.0020	0.0030 0.0030	0.0040 0.0040	0.0050 0.0050	0.0050 0.0050				
Aluminium and Al-alloys	-	≤ 120											
Al wrought alloys	-	≤ 200											
Al cast alloys ≤ 10 % Si ≤ 24 % Si	- -	≤ 180 ≤ 180											
Magnesium alloys	-	≤ 120											
Copper, low-alloyed	-	≤ 150											
Brass, short-chipping long-chipping	- -	≤ 180 ≤ 180											
Bronze, short-chipping	- ≤ 25	≤ 180 ≤ 255											
Bronze, long-chipping	≤ 25 ≤ 32	≤ 255 ≤ 301	90	0.0012	0.0030	0.0050	0.0065	0.0080	0.0080				
Duroplastics Thermoplastics Reinforced plastics - Kevlar Reinforced plastics - GFK / CFK													

Series # 658

Material group	Hardness HRC	Hardness BHN	SFM	Feed Rate - IPR 1/16 in. 1.590 mm	1/8 in. 3.170 mm	1/4 in. 6.350 mm	3/8 in. 9.520 mm	1/2 in. 12.700 mm	5/8 in. 15.870 mm	3/4 in. 19.050 mm	1 in. 25.400 mm	1 1/4 in. 31.750 mm	1 1/2 in. 38.100 mm
Common structural steels	- ≤ 32	≤ 150 ≤ 301											
Free-cutting steels	≤ 25 ≤ 32	≤ 255 ≤ 301	115	0.0015	0.0040	0.0065	0.0080	0.0100					
Unalloyed heat-treatable steels	≤ 20 ≤ 25 ≤ 32	≤ 220 ≤ 255 ≤ 301	100 55	0.0015 0.0012	0.0040 0.0030	0.0065 0.0050	0.0080 0.0065	0.0100 0.0080					
Alloyed heat-treatable steels	≤ 32 ≤ 43	≤ 301 ≤ 402	70 55	0.0012 0.0010	0.0030 0.0025	0.0050 0.0040	0.0065 0.0050	0.0080 0.0065					
Unalloyed case hardened steels	≤ 25	≤ 255											
Alloyed case hardened steels	≤ 32 ≤ 43	≤ 301 ≤ 402	65 45	0.0012 0.0010	0.0030 0.0025	0.0050 0.0040	0.0065 0.0050	0.0080 0.0065					
Nitriding steels	≤ 32 ≤ 43	≤ 301 ≤ 402	55 40	0.0012 0.0010	0.0030 0.0025	0.0050 0.0040	0.0065 0.0050	0.0080 0.0065					
Tool steels	≤ 25 ≤ 43	≤ 255 ≤ 402	70 40	0.0012 0.0010	0.0030 0.0025	0.0050 0.0040	0.0065 0.0050	0.0080 0.0065					
High speed steels	≤ 43	≤ 402	40	0.0010	0.0025	0.0040	0.0050	0.0065					
Spring steels	≤ 38	≤ 354											
Hardened steels	≤ 48 ≤ 66	≤ 460 -											
Stainless steels, sulphured austenitic martensitic	≤ 28 ≤ 36 ≤ 46	≤ 273 ≤ 337 ≤ 435	55 45	0.0012 0.0010	0.0030 0.0025	0.0050 0.0040	0.0065 0.0050	0.0080 0.0065					
Cast iron	≤ 23 ≤ 38	≤ 242 ≤ 354	145 115	0.0017 0.0017	0.0050 0.0050	0.0080 0.0080	0.0100 0.0100	0.0125 0.0125					
Spheroidal graphite iron and malleable cast iron	≤ 23 ≤ 38	≤ 242 ≤ 354	130 90	0.0017 0.0017	0.0050 0.0050	0.0080 0.0080	0.0100 0.0100	0.0125 0.0125					
Chilled cast iron	≤ 38	≤ 354											
New cast materials GGV	≤ 20 ≤ 32	≤ 220 ≤ 301											
New cast materials ADI	≤ 32 ≤ 43	≤ 301 ≤ 402											
Special alloys	≤ 54	≤ 549											
Ti and Ti-alloys	≤ 25 ≤ 43	≤ 255 ≤ 402											
Aluminium and Al-alloys	-	≤ 120											
Al wrought alloys	-	≤ 200											
Al cast alloys ≤ 10 % Si ≤ 24 % Si	- -	≤ 180 ≤ 180	275 225	0.0020 0.0017	0.0065 0.0050	0.0100 0.0080	0.0125 0.0100	0.0160 0.0125					
Magnesium alloys	-	≤ 120											
Copper, low-alloyed	-	≤ 150	145	0.0015	0.0040	0.0065	0.0080	0.0100					
Brass, short-chipping long-chipping	- -	≤ 180 ≤ 180											
Bronze, short-chipping	- ≤ 25	≤ 180 ≤ 255											
Bronze, long-chipping	≤ 25 ≤ 32	≤ 255 ≤ 301	115 90	0.0012 0.0012	0.0030 0.0030	0.0050 0.0050	0.0065 0.0065	0.0080 0.0080					
Duroplastics Thermoplastics Reinforced plastics - Kevlar Reinforced plastics - GFK / CFK			70	0.0012	0.0030	0.0050	0.0065	0.0080					

Series # 659

Material group	Hardness HRC	Hardness BHN	SFM	Feed Rate - IPR 1/16 in. 1.590 mm	1/8 in. 3.170 mm	1/4 in. 6.350 mm	3/8 in. 9.520 mm	1/2 in. 12.700 mm	5/8 in. 15.870 mm	3/4 in. 19.050 mm	1 in. 25.400 mm	1 1/4 in. 31.750 mm	1 1/2 in. 38.100 mm
Common structural steels	- ≤ 32	≤ 150 ≤ 301											
Free-cutting steels	≤ 25 ≤ 32	≤ 255 ≤ 301	130	0.0015	0.0040	0.0065	0.0080	0.0100	0.0100				
Unalloyed heat-treatable steels	≤ 20 ≤ 25 ≤ 32	≤ 220 ≤ 255 ≤ 301	130 90	0.0015 0.0012	0.0040 0.0030	0.0065 0.0050	0.0080 0.0065	0.0100 0.0080	0.0100 0.0080				
Alloyed heat-treatable steels	≤ 32 ≤ 43	≤ 301 ≤ 402	80 65	0.0012 0.0010	0.0030 0.0025	0.0050 0.0040	0.0065 0.0050	0.0080 0.0065	0.0080 0.0065				
Unalloyed case hardened steels	≤ 25	≤ 255											
Alloyed case hardened steels	≤ 32 ≤ 43	≤ 301 ≤ 402	70 55	0.0012 0.0010	0.0030 0.0025	0.0050 0.0040	0.0065 0.0050	0.0080 0.0065	0.0080 0.0065				
Nitriding steels	≤ 32 ≤ 43	≤ 301 ≤ 402	65 45	0.0012 0.0010	0.0030 0.0025	0.0050 0.0040	0.0065 0.0050	0.0080 0.0065	0.0080 0.0065				
Tool steels	≤ 25 ≤ 43	≤ 255 ≤ 402	80 45	0.0012 0.0010	0.0030 0.0025	0.0050 0.0040	0.0065 0.0050	0.0080 0.0065	0.0080 0.0065				
High speed steels	≤ 43	≤ 402	45	0.0010	0.0025	0.0040	0.0050	0.0065	0.0065				
Spring steels	≤ 38	≤ 354	35	0.0007	0.0020	0.0030	0.0040	0.0050	0.0050				
Hardened steels	≤ 48 ≤ 66	≤ 460 -	15	0.0005	0.0015	0.0025	0.0030	0.0040	0.0040				
Stainless steels, sulphured austenitic martensitic	≤ 28 ≤ 36 ≤ 46	≤ 273 ≤ 337 ≤ 435	65 45 55	0.0012 0.0010 0.0010	0.0030 0.0025 0.0025	0.0050 0.0040 0.0040	0.0065 0.0050 0.0050	0.0080 0.0065 0.0065	0.0080 0.0065 0.0065				
Cast iron	≤ 23 ≤ 38	≤ 242 ≤ 354	160 130	0.0017 0.0017	0.0050 0.0050	0.0080 0.0080	0.0100 0.0100	0.0125 0.0125	0.0125 0.0125				
Spheroidal graphite iron and malleable cast iron	≤ 23 ≤ 38	≤ 242 ≤ 354	145 100	0.0017 0.0017	0.0050 0.0050	0.0080 0.0080	0.0100 0.0100	0.0125 0.0125	0.0125 0.0125				
Chilled cast iron	≤ 38	≤ 354	35	0.0010	0.0025	0.0040	0.0050	0.0065	0.0065				
New cast materials GGV	≤ 20 ≤ 32	≤ 220 ≤ 301											
New cast materials ADI	≤ 32 ≤ 43	≤ 301 ≤ 402											
Special alloys	≤ 54	≤ 549	30	0.0005	0.0015	0.0025	0.0030	0.0040	0.0040				
Ti and Ti-alloys	≤ 25 ≤ 43	≤ 255 ≤ 402	45 30	0.0007 0.0007	0.0020 0.0020	0.0030 0.0030	0.0040 0.0040	0.0050 0.0050	0.0050 0.0050				
Aluminium and Al-alloys	-	≤ 120											
Al wrought alloys	-	≤ 200											
Al cast alloys ≤ 10 % Si ≤ 24 % Si	- -	≤ 180 ≤ 180											
Magnesium alloys	-	≤ 120											
Copper, low-alloyed	-	≤ 150											
Brass, short-chipping long-chipping	- -	≤ 180 ≤ 180											
Bronze, short-chipping	- ≤ 25	≤ 180 ≤ 255	145	0.0012	0.0030	0.0050	0.0065	0.0080	0.0080				
Bronze, long-chipping	≤ 25 ≤ 32	≤ 255 ≤ 301	130 100	0.0012 0.0012	0.0030 0.0030	0.0050 0.0050	0.0065 0.0065	0.0080 0.0080	0.0080 0.0080				
Duroplastics Thermoplastics Reinforced plastics - Kevlar Reinforced plastics - GFK / CFK													

Series # 660

Material group	Hardness HRC	Hardness BHN	SFM	Feed Rate - IPR .0039 in. .10 mm	.0063 in. .16 mm	.0098 in .25 mm	.0118 in. .30 mm	.0197 in. .50 mm	.0248 in. .63 mm	.0315 in. .8 mm	.0394 in. 1.0 mm	.0591 in. 1.5 mm	.0787 in. 2.0 mm
Common structural steels	-	≤ 150	90	0.0003	0.0004	0.0004	0.0006	0.0007	0.0010	0.0012	0.0020	0.0024	0.0031
	≤ 32	≤ 301	75	0.0002	0.0003	0.0004	0.0004	0.0006	0.0008	0.0009	0.0016	0.0020	0.0028
Free-cutting steels	≤ 25	≤ 255	75	0.0003	0.0004	0.0004	0.0006	0.0007	0.0010	0.0012	0.0020	0.0024	0.0031
	≤ 32	≤ 301	70	0.0002	0.0003	0.0004	0.0004	0.0006	0.0008	0.0009	0.0016	0.0020	0.0028
Unalloyed heat-treatable steels	≤ 20	≤ 220	85	0.0002	0.0003	0.0004	0.0004	0.0006	0.0008	0.0009	0.0016	0.0020	0.0028
	≤ 25	≤ 255	75	0.0002	0.0003	0.0004	0.0004	0.0006	0.0008	0.0009	0.0016	0.0020	0.0028
	≤ 32	≤ 301	60	0.0002	0.0002	0.0003	0.0004	0.0004	0.0006	0.0008	0.0014	0.0018	0.0024
Alloyed heat-treatable steels	≤ 32	≤ 301	60	0.0002	0.0002	0.0003	0.0004	0.0004	0.0006	0.0008	0.0014	0.0018	0.0024
	≤ 43	≤ 402	50	0.0001	0.0002	0.0002	0.0003	0.0003	0.0005	0.0006	0.0011	0.0016	0.0021
Unalloyed case hardened steels	≤ 25	≤ 255	75	0.0003	0.0004	0.0004	0.0006	0.0007	0.0010	0.0012	0.0020	0.0024	0.0031
Alloyed case hardened steels	≤ 32	≤ 301	60	0.0002	0.0002	0.0003	0.0004	0.0004	0.0006	0.0008	0.0014	0.0018	0.0024
	≤ 43	≤ 402	50	0.0001	0.0002	0.0002	0.0003	0.0003	0.0005	0.0006	0.0011	0.0016	0.0021
Nitriding steels	≤ 32	≤ 301	60	0.0002	0.0002	0.0003	0.0004	0.0004	0.0006	0.0008	0.0014	0.0018	0.0024
	≤ 43	≤ 402	50	0.0001	0.0002	0.0002	0.0003	0.0003	0.0005	0.0006	0.0011	0.0016	0.0021
Tool steels	≤ 25	≤ 255	65	0.0002	0.0002	0.0003	0.0004	0.0004	0.0006	0.0008	0.0014	0.0018	0.0024
	≤ 43	≤ 402	60	0.0001	0.0002	0.0002	0.0003	0.0003	0.0005	0.0006	0.0011	0.0016	0.0021
High speed steels	≤ 43	≤ 402	60	0.0001	0.0002	0.0002	0.0003	0.0003	0.0005	0.0006	0.0011	0.0016	0.0021
Spring steels	≤ 38	≤ 354	35	0.0001	0.0001	0.0002	0.0002	0.0003	0.0004	0.0005	0.0009	0.0014	0.0018
Hardened steels	≤ 48	≤ 460											
	≤ 66	-											
Stainless steels, sulphured	≤ 28	≤ 273	65	0.0002	0.0002	0.0003	0.0004	0.0004	0.0006	0.0008	0.0014	0.0018	0.0024
austenitic	≤ 36	≤ 337	50	0.0001	0.0002	0.0002	0.0003	0.0003	0.0005	0.0006	0.0011	0.0016	0.0021
martensitic	≤ 46	≤ 435	60	0.0001	0.0002	0.0002	0.0003	0.0003	0.0005	0.0006	0.0011	0.0016	0.0021
Cast iron	≤ 23	≤ 242	110	0.0003	0.0004	0.0004	0.0006	0.0007	0.0010	0.0012	0.0020	0.0024	0.0031
	≤ 38	≤ 354	90	0.0003	0.0004	0.0004	0.0006	0.0007	0.0010	0.0012	0.0020	0.0024	0.0031
Spheroidal graphite iron and	≤ 23	≤ 242	75	0.0003	0.0004	0.0004	0.0006	0.0007	0.0010	0.0012	0.0020	0.0024	0.0031
malleable cast iron	≤ 38	≤ 354	90	0.0003	0.0004	0.0004	0.0006	0.0007	0.0010	0.0012	0.0020	0.0024	0.0031
Chilled cast iron	≤ 38	≤ 354											
New cast materials GGV	≤ 20	≤ 220											
	≤ 32	≤ 301											
New cast materials ADI	≤ 32	≤ 301											
	≤ 43	≤ 402											
Special alloys	≤ 54	≤ 549											
Ti and Ti-alloys	≤ 25	≤ 255											
	≤ 43	≤ 402											
Aluminium and Al-alloys	-	≤ 120											
Al wrought alloys	-	≤ 200											
Al cast alloys ≤ 10 % Si	-	≤ 180											
≤ 24 % Si	-	≤ 180											
Magnesium alloys	-	≤ 120	260	0.0003	0.0004	0.0004	0.0006	0.0007	0.0010	0.0012	0.0020	0.0024	0.0031
Copper, low-alloyed	-	≤ 150	175	0.0002	0.0003	0.0004	0.0004	0.0006	0.0008	0.0009	0.0016	0.0020	0.0028
Brass, short-chipping	-	≤ 180											
long-chipping	-	≤ 180	90	0.0002	0.0003	0.0004	0.0004	0.0006	0.0008	0.0009	0.0016	0.0020	0.0028
Bronze, short-chipping	-	≤ 180	90	0.0002	0.0002	0.0003	0.0004	0.0004	0.0006	0.0008	0.0014	0.0018	0.0024
	≤ 25	≤ 255	75	0.0002	0.0002	0.0003	0.0004	0.0004	0.0006	0.0008	0.0014	0.0018	0.0024
Bronze, long-chipping	≤ 25	≤ 255	50	0.0002	0.0002	0.0003	0.0004	0.0004	0.0006	0.0008	0.0014	0.0018	0.0024
	≤ 32	≤ 301	45	0.0002	0.0002	0.0003	0.0004	0.0004	0.0006	0.0008	0.0014	0.0018	0.0024
Duroplastics			65	0.0002	0.0002	0.0003	0.0004	0.0004	0.0006	0.0008	0.0014	0.0018	0.0024
Thermoplastics			75	0.0002	0.0002	0.0003	0.0004	0.0004	0.0006	0.0008	0.0014	0.0018	0.0024
Reinforced plastics - Kevlar													
Reinforced plastics - GFK / CFK													

Series # 664

Material group	Hardness HRC	Hardness BHN	SFM	Feed Rate - IPR 1/16 in. 1.590 mm	1/8 in. 3.170 mm	1/4 in. 6.350 mm	3/8 in. 9.520 mm	1/2 in. 12.700 mm	5/8 in. 15.870 mm	3/4 in. 19.050 mm	1 in. 25.400 mm	1 1/4 in. 31.750 mm	1 1/2 in. 38.100 mm
Common structural steels	-	≤ 150	130	0.0017	0.0050	0.0080	0.0100	0.0125	0.0125				
	≤ 32	≤ 301	100	0.0015	0.0040	0.0065	0.0080	0.0100	0.0100				
Free-cutting steels	≤ 25	≤ 255	130	0.0017	0.0050	0.0080	0.0100	0.0125	0.0125				
	≤ 32	≤ 301	100	0.0015	0.0040	0.0065	0.0080	0.0100	0.0100				
Unalloyed heat-treatable steels	≤ 20	≤ 220	130	0.0015	0.0040	0.0065	0.0080	0.0100	0.0100				
	≤ 25	≤ 255	100	0.0015	0.0040	0.0065	0.0080	0.0100	0.0100				
	≤ 32	≤ 301	50	0.0012	0.0030	0.0050	0.0065	0.0080	0.0080				
Alloyed heat-treatable steels	≤ 32	≤ 301	65	0.0012	0.0030	0.0050	0.0065	0.0080	0.0080				
	≤ 43	≤ 402											
Unalloyed case hardened steels	≤ 25	≤ 255	130	0.0017	0.0050	0.0080	0.0100	0.0125	0.0125				
Alloyed case hardened steels	≤ 32	≤ 301	55	0.0012	0.0030	0.0050	0.0065	0.0080	0.0080				
	≤ 43	≤ 402											
Nitriding steels	≤ 32	≤ 301	45	0.0012	0.0030	0.0050	0.0065	0.0080	0.0080				
	≤ 43	≤ 402											
Tool steels	≤ 25	≤ 255	65	0.0012	0.0030	0.0050	0.0065	0.0080	0.0080				
	≤ 43	≤ 402											
High speed steels	≤ 43	≤ 402											
Spring steels	≤ 38	≤ 354											
Hardened steels	≤ 48	≤ 460											
	≤ 66	-											
Stainless steels, sulphured	≤ 28	≤ 273											
austenitic	≤ 36	≤ 337											
martensitic	≤ 46	≤ 435											
Cast iron	≤ 23	≤ 242	130	0.0017	0.0050	0.0080	0.0100	0.0125	0.0125				
	≤ 38	≤ 354	100	0.0017	0.0050	0.0080	0.0100	0.0125	0.0125				
Spheroidal graphite iron and	≤ 23	≤ 242	115	0.0017	0.0050	0.0080	0.0100	0.0125	0.0125				
malleable cast iron	≤ 38	≤ 354	80	0.0017	0.0050	0.0080	0.0100	0.0125	0.0125				
Chilled cast iron	≤ 38	≤ 354											
New cast materials GGV	≤ 20	≤ 220											
	≤ 32	≤ 301											
New cast materials ADI	≤ 32	≤ 301											
	≤ 43	≤ 402											
Special alloys	≤ 54	≤ 549											
Ti and Ti-alloys	≤ 25	≤ 255											
	≤ 43	≤ 402											
Aluminium and Al-alloys	-	≤ 120											
Al wrought alloys	-	≤ 200											
Al cast alloys ≤ 10 % Si	-	≤ 180	260	0.0020	0.0065	0.0100	0.0125	0.0160	0.0160				
≤ 24 % Si	-	≤ 180	225	0.0017	0.0050	0.0080	0.0100	0.0125	0.0125				
Magnesium alloys	-	≤ 120	325	0.0017	0.0050	0.0080	0.0100	0.0125	0.0125				
Copper, low-alloyed	-	≤ 150	130	0.0015	0.0040	0.0065	0.0080	0.0100	0.0100				
Brass, short-chipping	-	≤ 180											
long-chipping	-	≤ 180	160	0.0015	0.0040	0.0065	0.0080	0.0100	0.0100				
Bronze, short-chipping	-	≤ 180	130	0.0012	0.0030	0.0050	0.0065	0.0080	0.0080				
	≤ 25	≤ 255	115	0.0012	0.0030	0.0050	0.0065	0.0080	0.0080				
Bronze, long-chipping	≤ 25	≤ 255	100	0.0012	0.0030	0.0050	0.0065	0.0080	0.0080				
	≤ 32	≤ 301	80	0.0012	0.0030	0.0050	0.0065	0.0080	0.0080				
Duroplastics			65	0.0012	0.0030	0.0050	0.0065	0.0080	0.0080				
Thermoplastics			100	0.0015	0.0040	0.0065	0.0080	0.0100	0.0100				
Reinforced plastics - Kevlar													
Reinforced plastics - GFK / CFK													

Series # 666

Material group	Hardness HRC	Hardness BHN	SFM	Feed Rate - IPR 1/16 in. 1.590 mm	1/8 in. 3.170 mm	1/4 in. 6.350 mm	3/8 in. 9.520 mm	1/2 in. 12.700 mm	5/8 in. 15.870 mm	3/4 in. 19.050 mm	1 in. 25.400 mm	1 1/4 in. 31.750 mm	1 1/2 in. 38.100 mm
Common structural steels	- ≤ 32	≤ 150 ≤ 301	115 90	0.0017 0.0015	0.0050 0.0040	0.0080 0.0065	0.0100 0.0080	0.0125 0.0100					
Free-cutting steels	≤ 25 ≤ 32	≤ 255 ≤ 301	115 90	0.0017 0.0015	0.0050 0.0040	0.0080 0.0065	0.0100 0.0080	0.0125 0.0100					
Unalloyed heat-treatable steels	≤ 20 ≤ 25 ≤ 32	≤ 220 ≤ 255 ≤ 301	115 90 70	0.0015 0.0015 0.0012	0.0040 0.0040 0.0030	0.0065 0.0065 0.0050	0.0080 0.0080 0.0065	0.0100 0.0100 0.0080					
Alloyed heat-treatable steels	≤ 32 ≤ 43	≤ 301 ≤ 402	55	0.0012	0.0030	0.0050	0.0065	0.0080					
Unalloyed case hardened steels	≤ 25	≤ 255	115	0.0017	0.0050	0.0080	0.0100	0.0125					
Alloyed case hardened steels	≤ 32 ≤ 43	≤ 301 ≤ 402	45	0.0012	0.0030	0.0050	0.0065	0.0080					
Nitriding steels	≤ 32 ≤ 43	≤ 301 ≤ 402	35	0.0012	0.0030	0.0050	0.0065	0.0080					
Tool steels	≤ 25 ≤ 43	≤ 255 ≤ 402	55 25	0.0012 0.0010	0.0030 0.0025	0.0050 0.0040	0.0065 0.0050	0.0080 0.0065					
High speed steels	≤ 43	≤ 402											
Spring steels	≤ 38	≤ 354											
Hardened steels	≤ 48 ≤ 66	≤ 460 -											
Stainless steels, sulphured austenitic martensitic	≤ 28 ≤ 36 ≤ 46	≤ 273 ≤ 337 ≤ 435											
Cast iron	≤ 23 ≤ 38	≤ 242 ≤ 354	115 90	0.0017 0.0017	0.0050 0.0050	0.0080 0.0080	0.0100 0.0100	0.0125 0.0125					
Spheroidal graphite iron and malleable cast iron	≤ 23 ≤ 38	≤ 242 ≤ 354	90 70	0.0017 0.0017	0.0050 0.0050	0.0080 0.0080	0.0100 0.0100	0.0125 0.0125					
Chilled cast iron	≤ 38	≤ 354											
New cast materials GGV	≤ 20 ≤ 32	≤ 220 ≤ 301											
New cast materials ADI	≤ 32 ≤ 43	≤ 301 ≤ 402											
Special alloys	≤ 54	≤ 549											
Ti and Ti-alloys	≤ 25 ≤ 43	≤ 255 ≤ 402											
Aluminium and Al-alloys	-	≤ 120											
Al wrought alloys	-	≤ 200											
Al cast alloys ≤ 10 % Si ≤ 24 % Si	- -	≤ 180 ≤ 180	225 180	0.0020 0.0017	0.0065 0.0050	0.0100 0.0080	0.0125 0.0100	0.0160 0.0125					
Magnesium alloys	-	≤ 120	310	0.0017	0.0050	0.0080	0.0100	0.0125					
Copper, low-alloyed	-	≤ 150	115	0.0015	0.0040	0.0065	0.0080	0.0100					
Brass, short-chipping long-chipping	- -	≤ 180 ≤ 180	145	0.0015	0.0040	0.0065	0.0080	0.0100					
Bronze, short-chipping	- ≤ 25	≤ 180 ≤ 255	115 90	0.0012 0.0012	0.0030 0.0030	0.0050 0.0050	0.0065 0.0065	0.0080 0.0080					
Bronze, long-chipping	≤ 25 ≤ 32	≤ 255 ≤ 301	90 70	0.0012 0.0012	0.0030 0.0030	0.0050 0.0050	0.0065 0.0065	0.0080 0.0080					
Duroplastics Thermoplastics Reinforced plastics - Kevlar Reinforced plastics - GFK / CFK			55 90	0.0012 0.0015	0.0030 0.0040	0.0050 0.0065	0.0065 0.0080	0.0080 0.0100					

Series # 667

Material group	Hardness HRC	Hardness BHN	SFM	Feed Rate - IPR 1/16 in. 1.590 mm	1/8 in. 3.170 mm	1/4 in. 6.350 mm	3/8 in. 9.520 mm	1/2 in. 12.700 mm	5/8 in. 15.870 mm	3/4 in. 19.050 mm	1 in. 25.400 mm	1 1/4 in. 31.750 mm	1 1/2 in. 38.100 mm
Common structural steels	- ≤ 32	≤ 150 ≤ 301	115 90	0.0017 0.0015	0.0050 0.0040	0.0080 0.0065	0.0100 0.0080						
Free-cutting steels	≤ 25 ≤ 32	≤ 255 ≤ 301	115 90	0.0017 0.0015	0.0050 0.0040	0.0080 0.0065	0.0100 0.0080						
Unalloyed heat-treatable steels	≤ 20 ≤ 25 ≤ 32	≤ 220 ≤ 255 ≤ 301	115 90 70	0.0015 0.0015 0.0012	0.0040 0.0040 0.0030	0.0065 0.0065 0.0050	0.0080 0.0080 0.0065						
Alloyed heat-treatable steels	≤ 32 ≤ 43	≤ 301 ≤ 402	55	0.0012	0.0030	0.0050	0.0065						
Unalloyed case hardened steels	≤ 25	≤ 255	115	0.0017	0.0050	0.0080	0.0100						
Alloyed case hardened steels	≤ 32 ≤ 43	≤ 301 ≤ 402	45	0.0012	0.0030	0.0050	0.0065						
Nitriding steels	≤ 32 ≤ 43	≤ 301 ≤ 402	35	0.0012	0.0030	0.0050	0.0065						
Tool steels	≤ 25 ≤ 43	≤ 255 ≤ 402	55 25	0.0012 0.0010	0.0030 0.0025	0.0050 0.0040	0.0065 0.0050						
High speed steels	≤ 43	≤ 402											
Spring steels	≤ 38	≤ 354											
Hardened steels	≤ 48 ≤ 66	≤ 460 -											
Stainless steels, sulphured austenitic martensitic	≤ 28 ≤ 36 ≤ 46	≤ 273 ≤ 337 ≤ 435											
Cast iron	≤ 23 ≤ 38	≤ 242 ≤ 354	115 90	0.0017 0.0017	0.0050 0.0050	0.0080 0.0080	0.0100 0.0100						
Spheroidal graphite iron and malleable cast iron	≤ 23 ≤ 38	≤ 242 ≤ 354	90 70	0.0017 0.0017	0.0050 0.0050	0.0080 0.0080	0.0100 0.0100						
Chilled cast iron	≤ 38	≤ 354											
New cast materials GGV	≤ 20 ≤ 32	≤ 220 ≤ 301											
New cast materials ADI	≤ 32 ≤ 43	≤ 301 ≤ 402											
Special alloys	≤ 54	≤ 549											
Ti and Ti-alloys	≤ 25 ≤ 43	≤ 255 ≤ 402											
Aluminium and Al-alloys	-	≤ 120											
Al wrought alloys	-	≤ 200											
Al cast alloys ≤ 10 % Si ≤ 24 % Si	- -	≤ 180 ≤ 180	225 180	0.0020 0.0017	0.0065 0.0050	0.0100 0.0080	0.0125 0.0100						
Magnesium alloys	-	≤ 120	310	0.0017	0.0050	0.0080	0.0100						
Copper, low-alloyed	-	≤ 150	115	0.0015	0.0040	0.0065	0.0080						
Brass, short-chipping long-chipping	- -	≤ 180 ≤ 180	145	0.0015	0.0040	0.0065	0.0080						
Bronze, short-chipping	- ≤ 25	≤ 180 ≤ 255	115 90	0.0012 0.0012	0.0030 0.0030	0.0050 0.0050	0.0065 0.0065						
Bronze, long-chipping	≤ 25 ≤ 32	≤ 255 ≤ 301	90 70	0.0012 0.0012	0.0030 0.0030	0.0050 0.0050	0.0065 0.0065						
Duroplastics Thermoplastics Reinforced plastics - Kevlar Reinforced plastics - GFK / CFK			55 90	0.0012 0.0015	0.0030 0.0040	0.0050 0.0065	0.0065 0.0080						

Series # 668

Material group	Hardness HRC	Hardness BHN	SFM	Feed Rate - IPR 1/16 in. 1.590 mm	1/8 in. 3.170 mm	1/4 in. 6.350 mm	3/8 in. 9.520 mm	1/2 in. 12.700 mm	5/8 in. 15.870 mm	3/4 in. 19.050 mm	1 in. 25.400 mm	1 1/4 in. 31.750 mm	1 1/2 in. 38.100 mm
Common structural steels	- ≤ 32	≤ 150 ≤ 301	115 90	0.0017 0.0015	0.0050 0.0040	0.0080 0.0065	0.0100 0.0080	0.0125 0.0100					
Free-cutting steels	≤ 25 ≤ 32	≤ 255 ≤ 301	115 90	0.0017 0.0015	0.0050 0.0040	0.0080 0.0065	0.0100 0.0080	0.0125 0.0100					
Unalloyed heat-treatable steels	≤ 20 ≤ 25 ≤ 32	≤ 220 ≤ 255 ≤ 301	115 90 70	0.0015 0.0015 0.0012	0.0040 0.0040 0.0030	0.0065 0.0065 0.0050	0.0080 0.0080 0.0065	0.0100 0.0100 0.0080					
Alloyed heat-treatable steels	≤ 32 ≤ 43	≤ 301 ≤ 402	55	0.0012	0.0030	0.0050	0.0065	0.0080					
Unalloyed case hardened steels	≤ 25	≤ 255	115	0.0017	0.0050	0.0080	0.0100	0.0125					
Alloyed case hardened steels	≤ 32 ≤ 43	≤ 301 ≤ 402	45	0.0012	0.0030	0.0050	0.0065	0.0080					
Nitriding steels	≤ 32 ≤ 43	≤ 301 ≤ 402	35	0.0012	0.0030	0.0050	0.0065	0.0080					
Tool steels	≤ 25 ≤ 43	≤ 255 ≤ 402	55 25	0.0012 0.0010	0.0030 0.0025	0.0050 0.0040	0.0065 0.0050	0.0080 0.0065					
High speed steels	≤ 43	≤ 402											
Spring steels	≤ 38	≤ 354											
Hardened steels	≤ 48 ≤ 66	≤ 460 -											
Stainless steels, sulphured austenitic martensitic	≤ 28 ≤ 36 ≤ 46	≤ 273 ≤ 337 ≤ 435											
Cast iron	≤ 23 ≤ 38	≤ 242 ≤ 354	115 90	0.0017 0.0017	0.0050 0.0050	0.0080 0.0080	0.0100 0.0100	0.0125 0.0125					
Spheroidal graphite iron and malleable cast iron	≤ 23 ≤ 38	≤ 242 ≤ 354	90 70	0.0017 0.0017	0.0050 0.0050	0.0080 0.0080	0.0100 0.0100	0.0125 0.0125					
Chilled cast iron	≤ 38	≤ 354											
New cast materials GGV	≤ 20 ≤ 32	≤ 220 ≤ 301											
New cast materials ADI	≤ 32 ≤ 43	≤ 301 ≤ 402											
Special alloys	≤ 54	≤ 549											
Ti and Ti-alloys	≤ 25 ≤ 43	≤ 255 ≤ 402											
Aluminium and Al-alloys	-	≤ 120											
Al wrought alloys	-	≤ 200											
Al cast alloys ≤ 10 % Si ≤ 24 % Si	- -	≤ 180 ≤ 180	225 180	0.0020 0.0017	0.0065 0.0050	0.0100 0.0080	0.0125 0.0100	0.0160 0.0125					
Magnesium alloys	-	≤ 120											
Copper, low-alloyed	-	≤ 150	115	0.0015	0.0040	0.0065	0.0080	0.0100					
Brass, short-chipping long-chipping	- -	≤ 180 ≤ 180	145	0.0015	0.0040	0.0065	0.0080	0.0100					
Bronze, short-chipping	- ≤ 25	≤ 180 ≤ 255											
Bronze, long-chipping	≤ 25 ≤ 32	≤ 255 ≤ 301	90 70	0.0012 0.0012	0.0030 0.0030	0.0050 0.0050	0.0065 0.0065	0.0080 0.0080					
Duroplastics Thermoplastics Reinforced plastics - Kevlar Reinforced plastics - GFK / CFK			55	0.0012	0.0030	0.0050	0.0065	0.0080					

Series # 669

Material group	Hardness HRC	Hardness BHN	SFM	Feed Rate - IPR 1/16 in. 1.590 mm	1/8 in. 3.170 mm	1/4 in. 6.350 mm	3/8 in. 9.520 mm	1/2 in. 12.700 mm	5/8 in. 15.870 mm	3/4 in. 19.050 mm	1 in. 25.400 mm	1 1/4 in. 31.750 mm	1 1/2 in. 38.100 mm
Common structural steels	- ≤ 32	≤ 150 ≤ 301											
Free-cutting steels	≤ 25 ≤ 32	≤ 255 ≤ 301											
Unalloyed heat-treatable steels	≤ 20 ≤ 25 ≤ 32	≤ 220 ≤ 255 ≤ 301											
Alloyed heat-treatable steels	≤ 32 ≤ 43	≤ 301 ≤ 402	45	0.0010	0.0025	0.0040	0.0050	0.0065					
Unalloyed case hardened steels	≤ 25	≤ 255											
Alloyed case hardened steels	≤ 32 ≤ 43	≤ 301 ≤ 402	40	0.0010	0.0025	0.0040	0.0050	0.0065					
Nitriding steels	≤ 32 ≤ 43	≤ 301 ≤ 402	30	0.0010	0.0025	0.0040	0.0050	0.0065					
Tool steels	≤ 25 ≤ 43	≤ 255 ≤ 402	30	0.0010	0.0025	0.0040	0.0050	0.0065					
High speed steels	≤ 43	≤ 402	30	0.0010	0.0025	0.0040	0.0050	0.0065					
Spring steels	≤ 38	≤ 354	25	0.0007	0.0020	0.0030	0.0040	0.0050					
Hardened steels	≤ 48 ≤ 66	≤ 460 -	5	0.0005	0.0015	0.0025	0.0030	0.0040					
Stainless steels, sulphured austenitic martensitic	≤ 28 ≤ 36 ≤ 46	≤ 273 ≤ 337 ≤ 435	45 30 40	0.0012 0.0010 0.0010	0.0030 0.0025 0.0025	0.0050 0.0040 0.0040	0.0065 0.0050 0.0050	0.0080 0.0065 0.0065					
Cast iron	≤ 23 ≤ 38	≤ 242 ≤ 354											
Spheroidal graphite iron and malleable cast iron	≤ 23 ≤ 38	≤ 242 ≤ 354											
Chilled cast iron	≤ 38	≤ 354	15	0.0010	0.0025	0.0040	0.0050	0.0065					
New cast materials GGV	≤ 20 ≤ 32	≤ 220 ≤ 301											
New cast materials ADI	≤ 32 ≤ 43	≤ 301 ≤ 402											
Special alloys	≤ 54	≤ 549	15	0.0005	0.0015	0.0025	0.0030	0.0040					
Ti and Ti-alloys	≤ 25 ≤ 43	≤ 255 ≤ 402	30 15	0.0007 0.0007	0.0020 0.0020	0.0030 0.0030	0.0040 0.0040	0.0050 0.0050					
Aluminium and Al-alloys	-	≤ 120											
Al wrought alloys	-	≤ 200											
Al cast alloys ≤ 10 % Si ≤ 24 % Si	- -	≤ 180 ≤ 180											
Magnesium alloys	-	≤ 120											
Copper, low-alloyed	-	≤ 150											
Brass, short-chipping long-chipping	- -	≤ 180 ≤ 180											
Bronze, short-chipping	- ≤ 25	≤ 180 ≤ 255											
Bronze, long-chipping	≤ 25 ≤ 32	≤ 255 ≤ 301	80	0.0012	0.0030	0.0050	0.0065	0.0080					
Duroplastics Thermoplastics Reinforced plastics - Kevlar Reinforced plastics - GFK / CFK													

Series # 670

Material group	Hardness HRC	Hardness BHN	SFM	Feed Rate - IPR 1/16 in. 1.590 mm	1/8 in. 3.170 mm	1/4 in. 6.350 mm	3/8 in. 9.520 mm	1/2 in. 12.700 mm	5/8 in. 15.870 mm	3/4 in. 19.050 mm	1 in. 25.400 mm	1 1/4 in. 31.750 mm	1 1/2 in. 38.100 mm
Common structural steels	-	≤ 150	90	0.0015	0.0040	0.0065	0.0080	0.0100					
	≤ 32	≤ 301	70	0.0012	0.0030	0.0050	0.0065	0.0080					
Free-cutting steels	≤ 25	≤ 255	90	0.0015	0.0040	0.0065	0.0080	0.0100					
	≤ 32	≤ 301	70	0.0012	0.0030	0.0050	0.0065	0.0080					
Unalloyed heat-treatable steels	≤ 20	≤ 220	90	0.0012	0.0030	0.0050	0.0065	0.0080					
	≤ 25	≤ 255	70	0.0012	0.0030	0.0050	0.0065	0.0080					
	≤ 32	≤ 301	50	0.0010	0.0025	0.0040	0.0050	0.0065					
Alloyed heat-treatable steels	≤ 32	≤ 301	45	0.0010	0.0025	0.0040	0.0050	0.0065					
	≤ 43	≤ 402	30	0.0007	0.0020	0.0030	0.0040	0.0050					
Unalloyed case hardened steels	≤ 25	≤ 255	90	0.0015	0.0040	0.0065	0.0080	0.0100					
Alloyed case hardened steels	≤ 32	≤ 301	35	0.0010	0.0025	0.0040	0.0050	0.0065					
	≤ 43	≤ 402	30	0.0007	0.0020	0.0030	0.0040	0.0050					
Nitriding steels	≤ 32	≤ 301	30	0.0010	0.0025	0.0040	0.0050	0.0065					
	≤ 43	≤ 402	25	0.0007	0.0020	0.0030	0.0040	0.0050					
Tool steels	≤ 25	≤ 255	35	0.0010	0.0025	0.0040	0.0050	0.0065					
	≤ 43	≤ 402	25	0.0007	0.0020	0.0030	0.0040	0.0050					
High speed steels	≤ 43	≤ 402	25	0.0007	0.0020	0.0030	0.0040	0.0050					
Spring steels	≤ 38	≤ 354	15	0.0005	0.0015	0.0025	0.0030	0.0040					
Hardened steels	≤ 48	≤ 460											
	≤ 66	-											
Stainless steels, sulphured	≤ 28	≤ 273	30	0.0010	0.0025	0.0040	0.0050	0.0065					
austenitic	≤ 36	≤ 337	25	0.0007	0.0020	0.0030	0.0040	0.0050					
martensitic	≤ 46	≤ 435	30	0.0007	0.0020	0.0030	0.0040	0.0050					
Cast iron	≤ 23	≤ 242	90	0.0015	0.0040	0.0065	0.0080	0.0100					
	≤ 38	≤ 354	70	0.0015	0.0040	0.0065	0.0080	0.0100					
Spheroidal graphite iron and	≤ 23	≤ 242	80	0.0015	0.0040	0.0065	0.0080	0.0100					
malleable cast iron	≤ 38	≤ 354	55	0.0015	0.0040	0.0065	0.0080	0.0100					
Chilled cast iron	≤ 38	≤ 354	15	0.0007	0.0020	0.0030	0.0040	0.0050					
New cast materials GGV	≤ 20	≤ 220											
	≤ 32	≤ 301											
New cast materials ADI	≤ 32	≤ 301											
	≤ 43	≤ 402											
Special alloys	≤ 54	≤ 549	15	0.0005	0.0015	0.0025	0.0030	0.0040					
Ti and Ti-alloys	≤ 25	≤ 255	25	0.0005	0.0015	0.0025	0.0030	0.0040					
	≤ 43	≤ 402	15	0.0005	0.0015	0.0025	0.0030	0.0040					
Aluminium and Al-alloys	-	≤ 120	225	0.0017	0.0050	0.0080	0.0100	0.0125					
Al wrought alloys	-	≤ 200	225	0.0017	0.0050	0.0080	0.0100	0.0125					
Al cast alloys ≤ 10 % Si	-	≤ 180	180	0.0017	0.0050	0.0080	0.0100	0.0125					
≤ 24 % Si	-	≤ 180	145	0.0015	0.0040	0.0065	0.0080	0.0100					
Magnesium alloys	-	≤ 120	225	0.0015	0.0040	0.0065	0.0080	0.0100					
Copper, low-alloyed	-	≤ 150	90	0.0012	0.0030	0.0050	0.0065	0.0080					
Brass, short-chipping	-	≤ 180											
long-chipping	-	≤ 180	115	0.0012	0.0030	0.0050	0.0065	0.0080					
Bronze, short-chipping	-	≤ 180	90	0.0010	0.0025	0.0040	0.0050	0.0065					
	≤ 25	≤ 255	80	0.0010	0.0025	0.0040	0.0050	0.0065					
Bronze, long-chipping	≤ 25	≤ 255	70	0.0010	0.0025	0.0040	0.0050	0.0065					
	≤ 32	≤ 301	55	0.0010	0.0025	0.0040	0.0050	0.0065					
Duroplastics			45	0.0010	0.0025	0.0040	0.0050	0.0065					
Thermoplastics			70	0.0012	0.0030	0.0050	0.0065	0.0080					
Reinforced plastics - Kevlar													
Reinforced plastics - GFK / CFK													

Series # 671

Material group	Hardness HRC	Hardness BHN	SFM	Feed Rate - IPR 1/16 in. 1.590 mm	1/8 in. 3.170 mm	1/4 in. 6.350 mm	3/8 in. 9.520 mm	1/2 in. 12.700 mm	5/8 in. 15.870 mm	3/4 in. 19.050 mm	1 in. 25.400 mm	1 1/4 in. 31.750 mm	1 1/2 in. 38.100 mm
Common structural steels	-	≤ 150	90	0.0015	0.0040	0.0065	0.0080						
	≤ 32	≤ 301	70	0.0012	0.0030	0.0050	0.0065						
Free-cutting steels	≤ 25	≤ 255	90	0.0015	0.0040	0.0065	0.0080						
	≤ 32	≤ 301	70	0.0012	0.0030	0.0050	0.0065						
Unalloyed heat-treatable steels	≤ 20	≤ 220	90	0.0012	0.0030	0.0050	0.0065						
	≤ 25	≤ 255	70	0.0012	0.0030	0.0050	0.0065						
	≤ 32	≤ 301	50	0.0010	0.0025	0.0040	0.0050						
Alloyed heat-treatable steels	≤ 32	≤ 301	45	0.0010	0.0025	0.0040	0.0050						
	≤ 43	≤ 402	30	0.0007	0.0020	0.0030	0.0040						
Unalloyed case hardened steels	≤ 25	≤ 255	90	0.0015	0.0040	0.0065	0.0080						
Alloyed case hardened steels	≤ 32	≤ 301	35	0.0010	0.0025	0.0040	0.0050						
	≤ 43	≤ 402	30	0.0007	0.0020	0.0030	0.0040						
Nitriding steels	≤ 32	≤ 301	30	0.0010	0.0025	0.0040	0.0050						
	≤ 43	≤ 402	25	0.0007	0.0020	0.0030	0.0040						
Tool steels	≤ 25	≤ 255	35	0.0010	0.0025	0.0040	0.0050						
	≤ 43	≤ 402	25	0.0007	0.0020	0.0030	0.0040						
High speed steels	≤ 43	≤ 402	25	0.0007	0.0020	0.0030	0.0040						
Spring steels	≤ 38	≤ 354	15	0.0005	0.0015	0.0025	0.0030						
Hardened steels	≤ 48	≤ 460											
	≤ 66	-											
Stainless steels, sulphured	≤ 28	≤ 273	30	0.0010	0.0025	0.0040	0.0050						
austenitic	≤ 36	≤ 337	25	0.0007	0.0020	0.0030	0.0040						
martensitic	≤ 46	≤ 435	30	0.0007	0.0020	0.0030	0.0040						
Cast iron	≤ 23	≤ 242	90	0.0015	0.0040	0.0065	0.0080						
	≤ 38	≤ 354	70	0.0015	0.0040	0.0065	0.0080						
Spheroidal graphite iron and	≤ 23	≤ 242	80	0.0015	0.0040	0.0065	0.0080						
malleable cast iron	≤ 38	≤ 354	55	0.0015	0.0040	0.0065	0.0080						
Chilled cast iron	≤ 38	≤ 354	15	0.0007	0.0020	0.0030	0.0040						
New cast materials GGV	≤ 20	≤ 220											
	≤ 32	≤ 301											
New cast materials ADI	≤ 32	≤ 301											
	≤ 43	≤ 402											
Special alloys	≤ 54	≤ 549	15	0.0005	0.0015	0.0025	0.0030						
Ti and Ti-alloys	≤ 25	≤ 255	25	0.0005	0.0015	0.0025	0.0030						
	≤ 43	≤ 402	15	0.0005	0.0015	0.0025	0.0030						
Aluminium and Al-alloys	-	≤ 120	225	0.0017	0.0050	0.0080	0.0100						
Al wrought alloys	-	≤ 200	225	0.0017	0.0050	0.0080	0.0100						
Al cast alloys ≤ 10 % Si	-	≤ 180	180	0.0017	0.0050	0.0080	0.0100						
≤ 24 % Si	-	≤ 180	145	0.0015	0.0040	0.0065	0.0080						
Magnesium alloys	-	≤ 120	225	0.0015	0.0040	0.0065	0.0080						
Copper, low-alloyed	-	≤ 150	90	0.0012	0.0030	0.0050	0.0065						
Brass, short-chipping	-	≤ 180											
long-chipping	-	≤ 180	115	0.0012	0.0030	0.0050	0.0065						
Bronze, short-chipping	-	≤ 180	90	0.0010	0.0025	0.0040	0.0050						
	≤ 25	≤ 255	80	0.0010	0.0025	0.0040	0.0050						
Bronze, long-chipping	≤ 25	≤ 255	70	0.0010	0.0025	0.0040	0.0050						
	≤ 32	≤ 301	55	0.0010	0.0025	0.0040	0.0050						
Duroplastics			45	0.0010	0.0025	0.0040	0.0050						
Thermoplastics			70	0.0012	0.0030	0.0050	0.0065						
Reinforced plastics - Kevlar													
Reinforced plastics - GFK / CFK													

Series # 723

Material group	Hardness HRC	Hardness BHN	SFM	Feed Rate - IPR 1/16 in. 1.590 mm	1/8 in. 3.170 mm	1/4 in. 6.350 mm	3/8 in. 9.520 mm	1/2 in. 12.700 mm	5/8 in. 15.870 mm	3/4 in. 19.050 mm	1 in. 25.400 mm	1 1/4 in. 31.750 mm	1 1/2 in. 38.100 mm
Common structural steels	-	≤ 150	245		0.0031	0.0049	0.0079	0.0079	0.0098	0.0124	0.0157		
	≤ 32	≤ 301	230		0.0025	0.0039	0.0063	0.0063	0.0079	0.0098	0.0124		
Free-cutting steels	≤ 25	≤ 255	260		0.0031	0.0049	0.0079	0.0079	0.0098	0.0124	0.0157		
	≤ 32	≤ 301	230		0.0025	0.0039	0.0063	0.0063	0.0079	0.0098	0.0124		
Unalloyed heat-treatable steels	≤ 20	≤ 220	260		0.0025	0.0039	0.0063	0.0063	0.0079	0.0098	0.0124		
	≤ 25	≤ 255	230		0.0025	0.0039	0.0063	0.0063	0.0079	0.0098	0.0124		
	≤ 32	≤ 301	195		0.0025	0.0039	0.0063	0.0063	0.0079	0.0098	0.0124		
Alloyed heat-treatable steels	≤ 32	≤ 301	195		0.0025	0.0039	0.0063	0.0063	0.0079	0.0098	0.0124		
	≤ 43	≤ 402	165		0.0020	0.0031	0.0049	0.0049	0.0063	0.0079	0.0098		
Unalloyed case hardened steels	≤ 25	≤ 255	260		0.0031	0.0049	0.0079	0.0079	0.0098	0.0124	0.0157		
Alloyed case hardened steels	≤ 32	≤ 301	195		0.0025	0.0039	0.0063	0.0063	0.0079	0.0098	0.0124		
	≤ 43	≤ 402	165		0.0020	0.0031	0.0049	0.0049	0.0063	0.0079	0.0098		
Nitriding steels	≤ 32	≤ 301	165		0.0025	0.0039	0.0063	0.0063	0.0079	0.0098	0.0124		
	≤ 43	≤ 402	130		0.0020	0.0031	0.0049	0.0049	0.0063	0.0079	0.0098		
Tool steels	≤ 25	≤ 255	165		0.0020	0.0031	0.0049	0.0049	0.0063	0.0079	0.0098		
	≤ 43	≤ 402	130		0.0016	0.0025	0.0039	0.0039	0.0049	0.0063	0.0079		
High speed steels	≤ 43	≤ 402	130		0.0016	0.0025	0.0039	0.0039	0.0049	0.0063	0.0079		
Spring steels	≤ 38	≤ 354	80		0.0016	0.0025	0.0039	0.0039	0.0049	0.0063	0.0079		
Hardened steels	≤ 48	≤ 460	65		0.0020	0.0031	0.0049	0.0049	0.0063	0.0079	0.0098		
	≤ 66	-											
Stainless steels, sulphured	≤ 28	≤ 273	80		0.0025	0.0039	0.0063	0.0063	0.0079	0.0098	0.0124		
austenitic	≤ 36	≤ 337	80		0.0020	0.0031	0.0049	0.0049	0.0063	0.0079	0.0098		
martensitic	≤ 46	≤ 435	80		0.0020	0.0031	0.0049	0.0049	0.0063	0.0079	0.0098		
Cast iron	≤ 23	≤ 242	295		0.0025	0.0039	0.0063	0.0063	0.0079	0.0098	0.0124		
	≤ 38	≤ 354	260		0.0025	0.0039	0.0063	0.0063	0.0079	0.0098	0.0124		
Spheroidal graphite iron and	≤ 23	≤ 242	260		0.0025	0.0039	0.0063	0.0063	0.0079	0.0098	0.0124		
malleable cast iron	≤ 38	≤ 354	230		0.0025	0.0039	0.0063	0.0063	0.0079	0.0098	0.0124		
Chilled cast iron	≤ 38	≤ 354											
New cast materials GGV	≤ 20	≤ 220											
	≤ 32	≤ 301											
New cast materials ADI	≤ 32	≤ 301											
	≤ 43	≤ 402											
Special alloys	≤ 54	≤ 549	50		0.0016	0.0025	0.0039	0.0039	0.0049	0.0063	0.0079		
Ti and Ti-alloys	≤ 25	≤ 255	65		0.0020	0.0031	0.0049	0.0049	0.0063	0.0079	0.0098		
	≤ 43	≤ 402	50		0.0016	0.0025	0.0039	0.0039	0.0049	0.0063	0.0079		
Aluminium and Al-alloys	-	≤ 120	655		0.0049	0.0079	0.0124	0.0124	0.0157	0.0197	0.0248		
Al wrought alloys	-	≤ 200	655		0.0049	0.0079	0.0124	0.0124	0.0157	0.0197	0.0248		
Al cast alloys ≤ 10 % Si	-	≤ 180	490		0.0039	0.0063	0.0098	0.0098	0.0124	0.0157	0.0197		
≤ 24 % Si	-	≤ 180	395		0.0039	0.0063	0.0098	0.0098	0.0124	0.0157	0.0197		
Magnesium alloys	-	≤ 120	590		0.0031	0.0049	0.0079	0.0079	0.0098	0.0124	0.0157		
Copper, low-alloyed	-	≤ 150	260		0.0031	0.0049	0.0079	0.0079	0.0098	0.0124	0.0157		
Brass, short-chipping	-	≤ 180	590		0.0031	0.0049	0.0079	0.0079	0.0098	0.0124	0.0157		
long-chipping	-	≤ 180	590		0.0031	0.0049	0.0079	0.0079	0.0098	0.0124	0.0157		
Bronze, short-chipping	-	≤ 180	395		0.0031	0.0049	0.0079	0.0079	0.0098	0.0124	0.0157		
	≤ 25	≤ 255	395		0.0031	0.0049	0.0079	0.0079	0.0098	0.0124	0.0157		
Bronze, long-chipping	≤ 25	≤ 255	230		0.0025	0.0039	0.0063	0.0063	0.0079	0.0098	0.0124		
	≤ 32	≤ 301	165		0.0020	0.0031	0.0049	0.0049	0.0063	0.0079	0.0098		
Duroplastics			130		0.0020	0.0031	0.0049	0.0049	0.0063	0.0079	0.0098		
Thermoplastics													
Reinforced plastics - Kevlar													
Reinforced plastics - GFK / CFK													

Series # 724

Material group	Hardness HRC	Hardness BHN	SFM	Feed Rate - IPR 1/16 in. 1.590 mm	1/8 in. 3.170 mm	1/4 in. 6.350 mm	3/8 in. 9.520 mm	1/2 in. 12.700 mm	5/8 in. 15.870 mm	3/4 in. 19.050 mm	1 in. 25.400 mm	1 1/4 in. 31.750 mm	1 1/2 in. 38.100 mm
Common structural steels	-	≤ 150	245		0.0031	0.0049	0.0079	0.0079	0.0098	0.0124	0.0157		
	≤ 32	≤ 301	230		0.0025	0.0039	0.0063	0.0063	0.0079	0.0098	0.0124		
Free-cutting steels	≤ 25	≤ 255	260		0.0031	0.0049	0.0079	0.0079	0.0098	0.0124	0.0157		
	≤ 32	≤ 301	230		0.0025	0.0039	0.0063	0.0063	0.0079	0.0098	0.0124		
Unalloyed heat-treatable steels	≤ 20	≤ 220	260		0.0025	0.0039	0.0063	0.0063	0.0079	0.0098	0.0124		
	≤ 25	≤ 255	230		0.0025	0.0039	0.0063	0.0063	0.0079	0.0098	0.0124		
	≤ 32	≤ 301	195		0.0025	0.0039	0.0063	0.0063	0.0079	0.0098	0.0124		
Alloyed heat-treatable steels	≤ 32	≤ 301	195		0.0025	0.0039	0.0063	0.0063	0.0079	0.0098	0.0124		
	≤ 43	≤ 402	165		0.0020	0.0031	0.0049	0.0049	0.0063	0.0079	0.0098		
Unalloyed case hardened steels	≤ 25	≤ 255	260		0.0031	0.0049	0.0079	0.0079	0.0098	0.0124	0.0157		
Alloyed case hardened steels	≤ 32	≤ 301	195		0.0025	0.0039	0.0063	0.0063	0.0079	0.0098	0.0124		
	≤ 43	≤ 402	165		0.0020	0.0031	0.0049	0.0049	0.0063	0.0079	0.0098		
Nitriding steels	≤ 32	≤ 301	165		0.0025	0.0039	0.0063	0.0063	0.0079	0.0098	0.0124		
	≤ 43	≤ 402	130		0.0020	0.0031	0.0049	0.0049	0.0063	0.0079	0.0098		
Tool steels	≤ 25	≤ 255	165		0.0020	0.0031	0.0049	0.0049	0.0063	0.0079	0.0098		
	≤ 43	≤ 402	130		0.0016	0.0025	0.0039	0.0039	0.0049	0.0063	0.0079		
High speed steels	≤ 43	≤ 402	130		0.0016	0.0025	0.0039	0.0039	0.0049	0.0063	0.0079		
Spring steels	≤ 38	≤ 354	80		0.0016	0.0025	0.0039	0.0039	0.0049	0.0063	0.0079		
Hardened steels	≤ 48	≤ 460	65		0.0020	0.0031	0.0049	0.0049	0.0063	0.0079	0.0098		
	≤ 66	-											
Stainless steels, sulphured	≤ 28	≤ 273	80		0.0025	0.0039	0.0063	0.0063	0.0079	0.0098	0.0124		
austenitic	≤ 36	≤ 337	80		0.0020	0.0031	0.0049	0.0049	0.0063	0.0079	0.0098		
martensitic	≤ 46	≤ 435	80		0.0020	0.0031	0.0049	0.0049	0.0063	0.0079	0.0098		
Cast iron	≤ 23	≤ 242	295		0.0025	0.0039	0.0063	0.0063	0.0079	0.0098	0.0124		
	≤ 38	≤ 354	260		0.0025	0.0039	0.0063	0.0063	0.0079	0.0098	0.0124		
Spheroidal graphite iron and	≤ 23	≤ 242	260		0.0025	0.0039	0.0063	0.0063	0.0079	0.0098	0.0124		
malleable cast iron	≤ 38	≤ 354	230		0.0025	0.0039	0.0063	0.0063	0.0079	0.0098	0.0124		
Chilled cast iron	≤ 38	≤ 354											
New cast materials GGV	≤ 20	≤ 220											
	≤ 32	≤ 301											
New cast materials ADI	≤ 32	≤ 301											
	≤ 43	≤ 402											
Special alloys	≤ 54	≤ 549	50		0.0016	0.0025	0.0039	0.0039	0.0049	0.0063	0.0079		
Ti and Ti-alloys	≤ 25	≤ 255	65		0.0020	0.0031	0.0049	0.0049	0.0063	0.0079	0.0098		
	≤ 43	≤ 402	50		0.0016	0.0025	0.0039	0.0039	0.0049	0.0063	0.0079		
Aluminium and Al-alloys	-	≤ 120	655		0.0049	0.0079	0.0124	0.0124	0.0157	0.0197	0.0248		
Al wrought alloys	-	≤ 200	655		0.0049	0.0079	0.0124	0.0124	0.0157	0.0197	0.0248		
Al cast alloys ≤ 10 % Si	-	≤ 180	490		0.0039	0.0063	0.0098	0.0098	0.0124	0.0157	0.0197		
≤ 24 % Si	-	≤ 180	395		0.0039	0.0063	0.0098	0.0098	0.0124	0.0157	0.0197		
Magnesium alloys	-	≤ 120	590		0.0031	0.0049	0.0079	0.0079	0.0098	0.0124	0.0157		
Copper, low-alloyed	-	≤ 150	260		0.0031	0.0049	0.0079	0.0079	0.0098	0.0124	0.0157		
Brass, short-chipping	-	≤ 180	590		0.0031	0.0049	0.0079	0.0079	0.0098	0.0124	0.0157		
long-chipping	-	≤ 180	590		0.0031	0.0049	0.0079	0.0079	0.0098	0.0124	0.0157		
Bronze, short-chipping	-	≤ 180	395		0.0031	0.0049	0.0079	0.0079	0.0098	0.0124	0.0157		
	≤ 25	≤ 255	395		0.0031	0.0049	0.0079	0.0079	0.0098	0.0124	0.0157		
Bronze, long-chipping	≤ 25	≤ 255	230		0.0025	0.0039	0.0063	0.0063	0.0079	0.0098	0.0124		
	≤ 32	≤ 301	165		0.0020	0.0031	0.0049	0.0049	0.0063	0.0079	0.0098		
Duroplastics			130		0.0020	0.0031	0.0049	0.0049	0.0063	0.0079	0.0098		
Thermoplastics													
Reinforced plastics - Kevlar													
Reinforced plastics - GFK / CFK													

Series # 730

Material group	Hardness HRC	Hardness BHN	SFM	Feed Rate - IPR 1/16 in. 1.590 mm	1/8 in. 3.170 mm	1/4 in. 6.350 mm	3/8 in. 9.520 mm	1/2 in. 12.700 mm	5/8 in. 15.870 mm	3/4 in. 19.050 mm	1 in. 25.400 mm	1 1/4 in. 31.750 mm	1 1/2 in. 38.100 mm
Common structural steels	-	≤ 150	260	0.0012	0.0030	0.0050	0.0065	0.0080	0.0080				
	≤ 32	≤ 301	225	0.0012	0.0030	0.0050	0.0065	0.0080	0.0080				
Free-cutting steels	≤ 25	≤ 255	260	0.0015	0.0040	0.0065	0.0080	0.0100	0.0100				
	≤ 32	≤ 301	225	0.0012	0.0030	0.0050	0.0065	0.0080	0.0080				
Unalloyed heat-treatable steels	≤ 20	≤ 220	260	0.0012	0.0030	0.0050	0.0065	0.0080	0.0080				
	≤ 25	≤ 255	225	0.0012	0.0030	0.0050	0.0065	0.0080	0.0080				
	≤ 32	≤ 301	195	0.0012	0.0030	0.0050	0.0065	0.0080	0.0080				
Alloyed heat-treatable steels	≤ 32	≤ 301	195	0.0012	0.0030	0.0050	0.0065	0.0080	0.0080				
	≤ 43	≤ 402											
Unalloyed case hardened steels	≤ 25	≤ 255	260	0.0015	0.0040	0.0065	0.0080	0.0100	0.0100				
Alloyed case hardened steels	≤ 32	≤ 301	195	0.0012	0.0030	0.0050	0.0065	0.0080	0.0080				
	≤ 43	≤ 402											
Nitriding steels	≤ 32	≤ 301	160	0.0012	0.0030	0.0050	0.0065	0.0080	0.0080				
	≤ 43	≤ 402											
Tool steels	≤ 25	≤ 255	160	0.0010	0.0025	0.0040	0.0050	0.0065	0.0065				
	≤ 43	≤ 402											
High speed steels	≤ 43	≤ 402											
Spring steels	≤ 38	≤ 354	80	0.0007	0.0020	0.0030	0.0040	0.0050	0.0050				
Hardened steels	≤ 48	≤ 460	65	0.0010	0.0025	0.0040	0.0050	0.0065	0.0065				
	≤ 66	-											
Stainless steels, sulphured	≤ 28	≤ 273	80	0.0012	0.0030	0.0050	0.0065	0.0080	0.0080				
austenitic	≤ 36	≤ 337	80	0.0010	0.0025	0.0040	0.0050	0.0065	0.0065				
martensitic	≤ 46	≤ 435	80	0.0010	0.0025	0.0040	0.0050	0.0065	0.0065				
Cast iron	≤ 23	≤ 242	295	0.0012	0.0030	0.0050	0.0065	0.0080	0.0080				
	≤ 38	≤ 354	260	0.0012	0.0030	0.0050	0.0065	0.0080	0.0080				
Spheroidal graphite iron and	≤ 23	≤ 242	225	0.0012	0.0030	0.0050	0.0065	0.0080	0.0080				
malleable cast iron	≤ 38	≤ 354	260	0.0012	0.0030	0.0050	0.0065	0.0080	0.0080				
Chilled cast iron	≤ 38	≤ 354											
New cast materials GGV	≤ 20	≤ 220											
	≤ 32	≤ 301											
New cast materials ADI	≤ 32	≤ 301											
	≤ 43	≤ 402											
Special alloys	≤ 54	≤ 549	45	0.0007	0.0020	0.0030	0.0040	0.0050	0.0050				
Ti and Ti-alloys	≤ 25	≤ 255	65	0.0010	0.0025	0.0040	0.0050	0.0065	0.0065				
	≤ 43	≤ 402	45	0.0007	0.0020	0.0030	0.0040	0.0050	0.0050				
Aluminium and Al-alloys	-	≤ 120	655	0.0020	0.0065	0.0100	0.0125	0.0160	0.0160				
Al wrought alloys	-	≤ 200	655	0.0020	0.0065	0.0100	0.0125	0.0160	0.0160				
Al cast alloys ≤ 10 % Si	-	≤ 180	490	0.0017	0.0050	0.0080	0.0100	0.0125	0.0125				
≤ 24 % Si	-	≤ 180	390	0.0017	0.0050	0.0080	0.0100	0.0125	0.0125				
Magnesium alloys	-	≤ 120	590	0.0015	0.0040	0.0065	0.0080	0.0100	0.0100				
Copper, low-alloyed	-	≤ 150	260	0.0015	0.0040	0.0065	0.0080	0.0100	0.0100				
Brass, short-chipping	-	≤ 180	590	0.0015	0.0040	0.0065	0.0080	0.0100	0.0100				
long-chipping	-	≤ 180	590	0.0015	0.0040	0.0065	0.0080	0.0100	0.0100				
Bronze, short-chipping	-	≤ 180	390	0.0015	0.0040	0.0065	0.0080	0.0100	0.0100				
	≤ 25	≤ 255	390	0.0015	0.0040	0.0065	0.0080	0.0100	0.0100				
Bronze, long-chipping	≤ 25	≤ 255	225	0.0012	0.0030	0.0050	0.0065	0.0080	0.0080				
	≤ 32	≤ 301	160	0.0010	0.0025	0.0040	0.0050	0.0065	0.0065				
Duroplastics			160										
Thermoplastics			130	0.0012	0.0030	0.0050	0.0065	0.0080	0.0080				
Reinforced plastics - Kevlar													
Reinforced plastics - GFK / CFK			260	0.0010	0.0025	0.0040	0.0050	0.0065	0.0065				

Series # 732

Material group	Hardness HRC	Hardness BHN	SFM	Feed Rate - IPR 1/16 in. 1.590 mm	1/8 in. 3.170 mm	1/4 in. 6.350 mm	3/8 in. 9.520 mm	1/2 in. 12.700 mm	5/8 in. 15.870 mm	3/4 in. 19.050 mm	1 in. 25.400 mm	1 1/4 in. 31.750 mm	1 1/2 in. 38.100 mm
Common structural steels	-	≤ 150	260	0.0012	0.0030	0.0050	0.0065	0.0080					
	≤ 32	≤ 301	225	0.0012	0.0030	0.0050	0.0065	0.0080					
Free-cutting steels	≤ 25	≤ 255	190	0.0015	0.0040	0.0065	0.0080	0.0100					
	≤ 32	≤ 301	185	0.0012	0.0030	0.0050	0.0065	0.0080					
Unalloyed heat-treatable steels	≤ 20	≤ 220	230	0.0012	0.0030	0.0050	0.0065	0.0080					
	≤ 25	≤ 255	185	0.0012	0.0030	0.0050	0.0065	0.0080					
	≤ 32	≤ 301	100	0.0012	0.0030	0.0050	0.0065	0.0080					
Alloyed heat-treatable steels	≤ 32	≤ 301	120	0.0012	0.0030	0.0050	0.0065	0.0080					
	≤ 43	≤ 402	90	0.0010	0.0025	0.0040	0.0050	0.0065					
Unalloyed case hardened steels	≤ 25	≤ 255	260	0.0015	0.0040	0.0065	0.0080	0.0100					
Alloyed case hardened steels	≤ 32	≤ 301	105	0.0012	0.0030	0.0050	0.0065	0.0080					
	≤ 43	≤ 402	80	0.0020	0.0020	0.0030	0.0040	0.0050					
Nitriding steels	≤ 32	≤ 301	90	0.0012	0.0030	0.0050	0.0065	0.0080					
	≤ 43	≤ 402											
Tool steels	≤ 25	≤ 255	120	0.0010	0.0025	0.0040	0.0050	0.0065					
	≤ 43	≤ 402											
High speed steels	≤ 43	≤ 402											
Spring steels	≤ 38	≤ 354											
Hardened steels	≤ 48	≤ 460	65	0.0010	0.0025	0.0040	0.0050	0.0065					
	≤ 66	-											
Stainless steels, sulphured	≤ 28	≤ 273	80	0.0012	0.0030	0.0050	0.0065	0.0080					
austenitic	≤ 36	≤ 337	80	0.0010	0.0025	0.0040	0.0050	0.0065					
martensitic	≤ 46	≤ 435	80	0.0010	0.0025	0.0040	0.0050	0.0065					
Cast iron	≤ 23	≤ 242	235	0.0012	0.0030	0.0050	0.0065	0.0080					
	≤ 38	≤ 354	185	0.0012	0.0030	0.0050	0.0065	0.0080					
Spheroidal graphite iron and	≤ 23	≤ 242	200	0.0012	0.0030	0.0050	0.0065	0.0080					
malleable cast iron	≤ 38	≤ 354	145	0.0012	0.0030	0.0050	0.0065	0.0080					
Chilled cast iron	≤ 38	≤ 354	50	0.0020	0.0020	0.0030	0.0040	0.0050					
New cast materials GGV	≤ 20	≤ 220											
	≤ 32	≤ 301											
New cast materials ADI	≤ 32	≤ 301											
	≤ 43	≤ 402											
Special alloys	≤ 54	≤ 549	45	0.0020	0.0020	0.0030	0.0040	0.0050					
Ti and Ti-alloys	≤ 25	≤ 255	50	0.0010	0.0025	0.0040	0.0050	0.0065					
	≤ 43	≤ 402	40	0.0020	0.0020	0.0030	0.0040	0.0050					
Aluminium and Al-alloys	-	≤ 120	460	0.0017	0.0050	0.0080	0.0100	0.0125					
Al wrought alloys	-	≤ 200	360	0.0015	0.0040	0.0065	0.0080	0.0100					
Al cast alloys ≤ 10 % Si	-	≤ 180	460	0.0017	0.0050	0.0080	0.0100	0.0125					
≤ 24 % Si	-	≤ 180	360	0.0015	0.0040	0.0065	0.0080	0.0100					
Magnesium alloys	-	≤ 120	390	0.0015	0.0040	0.0065	0.0080	0.0100					
Copper, low-alloyed	-	≤ 150	260	0.0015	0.0040	0.0065	0.0080	0.0100					
Brass, short-chipping	-	≤ 180	300	0.0015	0.0040	0.0065	0.0080	0.0100					
long-chipping	-	≤ 180	295	0.0015	0.0040	0.0065	0.0080	0.0100					
Bronze, short-chipping	-	≤ 180	290	0.0015	0.0040	0.0065	0.0080	0.0100					
	≤ 25	≤ 255	280	0.0015	0.0040	0.0065	0.0080	0.0100					
Bronze, long-chipping	≤ 25	≤ 255	225	0.0012	0.0030	0.0050	0.0065	0.0080					
	≤ 32	≤ 301	160	0.0010	0.0025	0.0040	0.0050	0.0065					
Duroplastics			130	0.0012	0.0030	0.0050	0.0065	0.0080					
Thermoplastics			160	0.0010	0.0025	0.0040	0.0050	0.0065					
Reinforced plastics - Kevlar													
Reinforced plastics - GFK / CFK			260	0.0010	0.0025	0.0040	0.0050	0.0065					

Series # 736

Material group	Hardness HRC	Hardness BHN	SFM	Feed Rate - IPR .5 mm	1.0 mm	2.0 mm	2.5 mm	3.15 mm	4.0 mm	5.0 mm	6.3 mm	8 mm
Common structural steels	- ≤ 32	≤ 150 ≤ 301	230 195	0.0003 0.0003	0.0006 0.0006	0.0016 0.0016	0.0020 0.0020	0.0025 0.0025	0.0031 0.0031	0.0031 0.0031	0.0039 0.0039	0.0049 0.0049
Free-cutting steels	≤ 25 ≤ 32	≤ 255 ≤ 301	230 230	0.0003 0.0003	0.0006 0.0006	0.0016 0.0016	0.0020 0.0020	0.0025 0.0025	0.0031 0.0031	0.0031 0.0031	0.0039 0.0039	0.0049 0.0049
Unalloyed heat-treatable steels	≤ 20 ≤ 25 ≤ 32	≤ 220 ≤ 255 ≤ 301	195 165 150	0.0003 0.0003 0.0003	0.0006 0.0006 0.0005	0.0016 0.0016 0.0013	0.0020 0.0020 0.0016	0.0025 0.0025 0.0020	0.0031 0.0031 0.0025	0.0031 0.0031 0.0025	0.0039 0.0039 0.0031	0.0049 0.0049 0.0039
Alloyed heat-treatable steels	≤ 32 ≤ 43	≤ 301 ≤ 402	115 65	0.0003 0.0003	0.0006 0.0005	0.0016 0.0013	0.0020 0.0016	0.0025 0.0020	0.0031 0.0025	0.0031 0.0025	0.0039 0.0031	0.0049 0.0039
Unalloyed case hardened steels	≤ 25	≤ 255	195	0.0004	0.0006	0.0020	0.0025	0.0031	0.0039	0.0039	0.0049	0.0063
Alloyed case hardened steels	≤ 32 ≤ 43	≤ 301 ≤ 402	115 65	0.0003 0.0003	0.0006 0.0005	0.0016 0.0013	0.0020 0.0016	0.0025 0.0020	0.0031 0.0025	0.0031 0.0025	0.0039 0.0031	0.0049 0.0039
Nitriding steels	≤ 32 ≤ 43	≤ 301 ≤ 402	80 65	0.0003 0.0003	0.0006 0.0005	0.0016 0.0013	0.0020 0.0016	0.0025 0.0020	0.0031 0.0025	0.0031 0.0025	0.0039 0.0031	0.0049 0.0039
Tool steels	≤ 25 ≤ 43	≤ 255 ≤ 402	80 50	0.0003 0.0003	0.0005 0.0005	0.0013 0.0013	0.0016 0.0016	0.0020 0.0020	0.0025 0.0025	0.0025 0.0025	0.0031 0.0031	0.0039 0.0039
High speed steels	≤ 43	≤ 402	50	0.0003	0.0005	0.0013	0.0016	0.0020	0.0025	0.0025	0.0031	0.0039
Spring steels	≤ 38	≤ 354	50	0.0002	0.0003	0.0010	0.0013	0.0016	0.0020	0.0020	0.0025	0.0031
Hardened steels	≤ 48 ≤ 66	≤ 460 -										
Stainless steels, sulphured austenitic martensitic	≤ 28 ≤ 36 ≤ 46	≤ 273 ≤ 337 ≤ 435	100 65 50	0.0003 0.0003 0.0003	0.0005 0.0005 0.0005	0.0013 0.0013 0.0013	0.0016 0.0016 0.0016	0.0020 0.0020 0.0020	0.0025 0.0025 0.0025	0.0025 0.0025 0.0025	0.0031 0.0031 0.0031	0.0039 0.0039 0.0039
Cast iron	≤ 23 ≤ 38	≤ 242 ≤ 354	165 165	0.0005 0.0004	0.0007 0.0006	0.0025 0.0020	0.0031 0.0025	0.0039 0.0031	0.0049 0.0039	0.0049 0.0039	0.0063 0.0049	0.0079 0.0063
Spheroidal graphite iron and malleable cast iron	≤ 23 ≤ 38	≤ 242 ≤ 354	195 165	0.0005 0.0004	0.0007 0.0006	0.0025 0.0020	0.0031 0.0025	0.0039 0.0031	0.0049 0.0039	0.0049 0.0039	0.0063 0.0049	0.0079 0.0063
Chilled cast iron	≤ 38	≤ 354										
New cast materials GGV	≤ 20 ≤ 32	≤ 220 ≤ 301										
New cast materials ADI	≤ 32 ≤ 43	≤ 301 ≤ 402										
Special alloys	≤ 54	≤ 549	35	0.0002	0.0002	0.0008	0.0010	0.0013	0.0016	0.0016	0.0020	0.0025
Ti and Ti-alloys	≤ 25 ≤ 43	≤ 255 ≤ 402	35 35	0.0002 0.0002	0.0003 0.0003	0.0010 0.0010	0.0013 0.0013	0.0016 0.0016	0.0020 0.0020	0.0020 0.0020	0.0025 0.0025	0.0031 0.0031
Aluminium and Al-alloys	-	≤ 120	525	0.0006	0.0008	0.0031	0.0039	0.0049	0.0063	0.0063	0.0079	0.0098
Al wrought alloys	-	≤ 200	525	0.0006	0.0008	0.0031	0.0039	0.0049	0.0063	0.0063	0.0079	0.0098
Al cast alloys ≤ 10 % Si ≤ 24 % Si	- -	≤ 180 ≤ 180	330 330	0.0005 0.0005	0.0007 0.0007	0.0025 0.0025	0.0031 0.0031	0.0039 0.0039	0.0049 0.0049	0.0049 0.0049	0.0063 0.0063	0.0079 0.0079
Magnesium alloys	-	≤ 120	460	0.0005	0.0007	0.0025	0.0031	0.0039	0.0049	0.0049	0.0063	0.0079
Copper, low-alloyed	-	≤ 150	395	0.0004	0.0006	0.0020	0.0025	0.0031	0.0039	0.0039	0.0049	0.0063
Brass, short-chipping long-chipping	- -	≤ 180 ≤ 180	460 295	0.0004 0.0004	0.0006 0.0006	0.0020 0.0020	0.0025 0.0025	0.0031 0.0031	0.0039 0.0039	0.0039 0.0039	0.0049 0.0049	0.0063 0.0063
Bronze, short-chipping	- ≤ 25	≤ 180 ≤ 255	230 195	0.0003 0.0003	0.0006 0.0006	0.0016 0.0016	0.0020 0.0020	0.0025 0.0025	0.0031 0.0031	0.0031 0.0031	0.0039 0.0039	0.0049 0.0049
Bronze, long-chipping	≤ 25 ≤ 32	≤ 255 ≤ 301	130 115	0.0003 0.0003	0.0006 0.0006	0.0016 0.0016	0.0020 0.0020	0.0025 0.0025	0.0031 0.0031	0.0031 0.0031	0.0039 0.0039	0.0049 0.0049
Duroplastics Thermoplastics Reinforced plastics - Kevlar Reinforced plastics - GFK / CFK			130 195	0.0003 0.0004	0.0006 0.0006	0.0016 0.0020	0.0020 0.0025	0.0025 0.0031	0.0031 0.0039	0.0031 0.0039	0.0039 0.0049	0.0049 0.0063

Series # 768

Material group	Hardness HRC	Hardness BHN	SFM	Feed Rate - IPR 1/16 in. 1.590 mm	1/8 in. 3.170 mm	1/4 in. 6.350 mm	3/8 in. 9.520 mm	1/2 in. 12.700 mm	5/8 in. 15.870 mm	3/4 in. 19.050 mm	1 in. 25.400 mm	1 1/4 in. 31.750 mm	1 1/2 in. 38.100 mm
Common structural steels	- ≤ 32	≤ 150 ≤ 301											
Free-cutting steels	≤ 25 ≤ 32	≤ 255 ≤ 301											
Unalloyed heat-treatable steels	≤ 20 ≤ 25 ≤ 32	≤ 220 ≤ 255 ≤ 301											
Alloyed heat-treatable steels	≤ 32 ≤ 43	≤ 301 ≤ 402											
Unalloyed case hardened steels	≤ 25	≤ 255											
Alloyed case hardened steels	≤ 32 ≤ 43	≤ 301 ≤ 402											
Nitriding steels	≤ 32 ≤ 43	≤ 301 ≤ 402											
Tool steels	≤ 25 ≤ 43	≤ 255 ≤ 402											
High speed steels	≤ 43	≤ 402											
Spring steels	≤ 38	≤ 354											
Hardened steels	≤ 48 ≤ 66	≤ 460 -											
Stainless steels, sulphured austenitic martensitic	≤ 28 ≤ 36 ≤ 46	≤ 273 ≤ 337 ≤ 435											
Cast iron	≤ 23 ≤ 38	≤ 242 ≤ 354	260 130		0.0065 0.0020	0.0100 0.0030	0.0125 0.0040	0.0160 0.0050	0.0180 0.0055	0.0200 0.0065			
Spheroidal graphite iron and malleable cast iron	≤ 23 ≤ 38	≤ 242 ≤ 354											
Chilled cast iron	≤ 38	≤ 354											
New cast materials GGV	≤ 20 ≤ 32	≤ 220 ≤ 301											
New cast materials ADI	≤ 32 ≤ 43	≤ 301 ≤ 402											
Special alloys	≤ 54	≤ 549	295		0.0065	0.0100	0.0125	0.0160	0.0180	0.0200			
Ti and Ti-alloys	≤ 25 ≤ 43	≤ 255 ≤ 402											
Aluminium and Al-alloys	-	≤ 120	1080		0.0080	0.0125	0.0160	0.0200	0.0200	0.0220			
Al wrought alloys	-	≤ 200											
Al cast alloys ≤ 10 % Si ≤ 24 % Si	- -	≤ 180 ≤ 180	920		0.0080	0.0125	0.0160	0.0200	0.0200	0.0220			
Magnesium alloys	-	≤ 120											
Copper, low-alloyed	-	≤ 150	360		0.0050	0.0080	0.0100	0.0125	0.0125	0.0140			
Brass, short-chipping long-chipping	- -	≤ 180 ≤ 180	260		0.0040	0.0065	0.0080	0.0100	0.0100	0.0110			
Bronze, short-chipping	- ≤ 25	≤ 180 ≤ 255											
Bronze, long-chipping	≤ 25 ≤ 32	≤ 255 ≤ 301											
Duroplastics Thermoplastics Reinforced plastics - Kevlar Reinforced plastics - GFK / CFK													

Series # 769

Material group	Hardness HRC	Hardness BHN	SFM	Feed Rate - IPR 1/16 in. 1.590 mm	1/8 in. 3.170 mm	1/4 in. 6.350 mm	3/8 in. 9.520 mm	1/2 in. 12.700 mm	5/8 in. 15.870 mm	3/4 in. 19.050 mm	1 in. 25.400 mm	1 1/4 in. 31.750 mm	1 1/2 in. 38.100 mm
Common structural steels	- ≤ 32	≤ 150 ≤ 301											
Free-cutting steels	≤ 25 ≤ 32	≤ 255 ≤ 301											
Unalloyed heat-treatable steels	≤ 20 ≤ 25 ≤ 32	≤ 220 ≤ 255 ≤ 301											
Alloyed heat-treatable steels	≤ 32 ≤ 43	≤ 301 ≤ 402											
Unalloyed case hardened steels	≤ 25	≤ 255											
Alloyed case hardened steels	≤ 32 ≤ 43	≤ 301 ≤ 402											
Nitriding steels	≤ 32 ≤ 43	≤ 301 ≤ 402											
Tool steels	≤ 25 ≤ 43	≤ 255 ≤ 402											
High speed steels	≤ 43	≤ 402											
Spring steels	≤ 38	≤ 354											
Hardened steels	≤ 48 ≤ 66	≤ 460 -											
Stainless steels, sulphured austenitic martensitic	≤ 28 ≤ 36 ≤ 46	≤ 273 ≤ 337 ≤ 435											
Cast iron	≤ 23 ≤ 38	≤ 242 ≤ 354	395 330		0.0050 0.0050	0.0080 0.0080	0.0100 0.0100	0.0125 0.0125	0.0125 0.0125	0.0140 0.0140			
Spheroidal graphite iron and malleable cast iron	≤ 23 ≤ 38	≤ 242 ≤ 354	295 260		0.0050 0.0050	0.0080 0.0080	0.0100 0.0100	0.0125 0.0125	0.0125 0.0125	0.0140 0.0140			
Chilled cast iron	≤ 38	≤ 354	130		0.0020	0.0030	0.0040	0.0050	0.0055	0.0065			
New cast materials GGV	≤ 20 ≤ 32	≤ 220 ≤ 301											
New cast materials ADI	≤ 32 ≤ 43	≤ 301 ≤ 402											
Special alloys	≤ 54	≤ 549											
Ti and Ti-alloys	≤ 25 ≤ 43	≤ 255 ≤ 402											
Aluminium and Al-alloys	-	≤ 120	1345		0.0080	0.0125	0.0160	0.0200	0.0220	0.0245			
Al wrought alloys	-	≤ 200	1345		0.0080	0.0125	0.0160	0.0200	0.0220	0.0245			
Al cast alloys ≤ 10 % Si ≤ 24 % Si	- -	≤ 180 ≤ 180	1245 1080		0.0080 0.0080	0.0125 0.0125	0.0160 0.0160	0.0200 0.0200	0.0220 0.0220	0.0245 0.0245			
Magnesium alloys	-	≤ 120											
Copper, low-alloyed	-	≤ 150											
Brass, short-chipping long-chipping	- -	≤ 180 ≤ 180	920		0.0050	0.0080	0.0100	0.0125	0.0125	0.0140			
Bronze, short-chipping	- ≤ 25	≤ 180 ≤ 255	360 260		0.0040 0.0030	0.0065 0.0050	0.0080 0.0065	0.0100 0.0080	0.0100 0.0080	0.0110 0.0090			
Bronze, long-chipping	≤ 25 ≤ 32	≤ 255 ≤ 301											
Duroplastics Thermoplastics Reinforced plastics - Kevlar Reinforced plastics - GFK / CFK													

Series # 773

Material group	Hardness HRC	Hardness BHN	SFM	Feed Rate - IPR 1/16 in. 1.590 mm	1/8 in. 3.170 mm	1/4 in. 6.350 mm	3/8 in. 9.520 mm	1/2 in. 12.700 mm	5/8 in. 15.870 mm	3/4 in. 19.050 mm	1 in. 25.400 mm	1 1/4 in. 31.750 mm	1 1/2 in. 38.100 mm
Common structural steels	- ≤ 32	≤ 150 ≤ 301											
Free-cutting steels	≤ 25 ≤ 32	≤ 255 ≤ 301											
Unalloyed heat-treatable steels	≤ 20 ≤ 25 ≤ 32	≤ 220 ≤ 255 ≤ 301											
Alloyed heat-treatable steels	≤ 32 ≤ 43	≤ 301 ≤ 402											
Unalloyed case hardened steels	≤ 25	≤ 255											
Alloyed case hardened steels	≤ 32 ≤ 43	≤ 301 ≤ 402											
Nitriding steels	≤ 32 ≤ 43	≤ 301 ≤ 402											
Tool steels	≤ 25 ≤ 43	≤ 255 ≤ 402											
High speed steels	≤ 43	≤ 402											
Spring steels	≤ 38	≤ 354											
Hardened steels	≤ 48 ≤ 66	≤ 460 -											
Stainless steels, sulphured austenitic martensitic	≤ 28 ≤ 36 ≤ 46	≤ 273 ≤ 337 ≤ 435											
Cast iron	≤ 23 ≤ 38	≤ 242 ≤ 354	395 330		0.0030 0.0030	0.0050 0.0050	0.0070 0.0070	0.0080 0.0080	0.0100 0.0100	0.0125 0.0125			
Spheroidal graphite iron and malleable cast iron	≤ 23 ≤ 38	≤ 242 ≤ 354	295 260		0.0030 0.0030	0.0050 0.0050	0.0070 0.0070	0.0080 0.0080	0.0100 0.0100	0.0125 0.0125			
Chilled cast iron	≤ 38	≤ 354	130		0.0013	0.0020	0.0025	0.0030	0.0040	0.0050			
New cast materials GGV	≤ 20 ≤ 32	≤ 220 ≤ 301											
New cast materials ADI	≤ 32 ≤ 43	≤ 301 ≤ 402											
Special alloys	≤ 54	≤ 549											
Ti and Ti-alloys	≤ 25 ≤ 43	≤ 255 ≤ 402											
Aluminium and Al-alloys	-	≤ 120	1345		0.0050	0.0080	0.0120	0.0125	0.0160	0.0200			
Al wrought alloys	-	≤ 200	1345		0.0050	0.0080	0.0120	0.0125	0.0160	0.0200			
Al cast alloys ≤ 10 % Si ≤ 24 % Si	- -	≤ 180 ≤ 180	1245 1080		0.0050 0.0050	0.0080 0.0080	0.0120 0.0120	0.0125 0.0125	0.0160 0.0160	0.0200 0.0200			
Magnesium alloys	-	≤ 120											
Copper, low-alloyed	-	≤ 150											
Brass, short-chipping long-chipping	- -	≤ 180 ≤ 180	920		0.0040	0.0060	0.0090	0.0100	0.0125	0.0160			
Bronze, short-chipping	- ≤ 25	≤ 180 ≤ 255	360 260		0.0030 0.0025	0.0050 0.0040	0.0070 0.0050	0.0080 0.0060	0.0100 0.0080	0.0125 0.0100			
Bronze, long-chipping	≤ 25 ≤ 32	≤ 255 ≤ 301											
Duroplastics Thermoplastics Reinforced plastics - Kevlar Reinforced plastics - GFK / CFK													

Series # 1018

Material group	Hardness HRC	Hardness BHN	SFM	Feed Rate - IPR 1/64 in. .5 mm	1/16 in. 1.59 mm	1/8 in. 3.17 mm	1/4 in. 6.35 mm	3/8 in. 9.52 mm	1/2 in. 12.70 mm	5/8 in. 15.87 mm
Common structural steels	- ≤ 32	≤ 150 ≤ 301	115 100	0.0005 0.0004	0.0007 0.0006	0.0039 0.0031	0.0063 0.0049	0.0098 0.0079	0.0098 0.0079	0.0124 0.0098
Free-cutting steels	≤ 25 ≤ 32	≤ 255 ≤ 301	130 130	0.0005 0.0004	0.0007 0.0006	0.0039 0.0031	0.0063 0.0049	0.0098 0.0079	0.0098 0.0079	0.0124 0.0098
Unalloyed heat-treatable steels	≤ 20 ≤ 25 ≤ 32	≤ 220 ≤ 255 ≤ 301	130 130 115	0.0004 0.0004 0.0003	0.0006 0.0006 0.0006	0.0031 0.0031 0.0025	0.0049 0.0049 0.0039	0.0079 0.0079 0.0063	0.0079 0.0079 0.0063	0.0098 0.0098 0.0079
Alloyed heat-treatable steels	≤ 32 ≤ 43	≤ 301 ≤ 402	65 50	0.0003 0.0003	0.0006 0.0005	0.0025 0.0020	0.0039 0.0031	0.0063 0.0049	0.0063 0.0049	0.0079 0.0063
Unalloyed case hardened steels	≤ 25	≤ 255	120	0.0005	0.0007	0.0039	0.0063	0.0098	0.0098	0.0124
Alloyed case hardened steels	≤ 32 ≤ 43	≤ 301 ≤ 402	65 50	0.0003 0.0003	0.0005 0.0005	0.0020 0.0020	0.0031 0.0031	0.0049 0.0049	0.0049 0.0049	0.0063 0.0063
Nitriding steels	≤ 32 ≤ 43	≤ 301 ≤ 402	50 40	0.0003 0.0003	0.0006 0.0005	0.0025 0.0020	0.0039 0.0031	0.0063 0.0049	0.0063 0.0049	0.0079 0.0063
Tool steels	≤ 25 ≤ 43	≤ 255 ≤ 402	50 40	0.0003 0.0003	0.0005 0.0005	0.0020 0.0020	0.0031 0.0031	0.0049 0.0049	0.0049 0.0049	0.0063 0.0063
High speed steels	≤ 43	≤ 402	50	0.0003	0.0005	0.0020	0.0031	0.0049	0.0049	0.0063
Spring steels	≤ 38	≤ 354	25	0.0002	0.0003	0.0016	0.0025	0.0039	0.0039	0.0049
Stainless steels, sulphured austenitic martensitic	≤ 28 ≤ 36 ≤ 46	≤ 273 ≤ 337 ≤ 435	60 45 50	0.0003 0.0003 0.0003	0.0005 0.0005 0.0005	0.0020 0.0020 0.0020	0.0031 0.0031 0.0031	0.0049 0.0049 0.0049	0.0049 0.0049 0.0049	0.0063 0.0063 0.0063
Hardened steels	≤ 48 ≤ 66	≤ 460 -	15	0.0002	0.0002	0.0013	0.0020	0.0031	0.0031	0.0039
Cast iron	≤ 23 ≤ 38	≤ 242 ≤ 354	115 100	0.0005 0.0005	0.0007 0.0007	0.0039 0.0039	0.0063 0.0063	0.0098 0.0098	0.0098 0.0098	0.0124 0.0124
Spheroidal graphite iron and malleable cast iron	≤ 23 ≤ 38	≤ 242 ≤ 354	100 90	0.0005 0.0005	0.0007 0.0007	0.0039 0.0039	0.0063 0.0063	0.0098 0.0098	0.0098 0.0098	0.0124 0.0124
Chilled cast iron	≤ 38	≤ 354	35	0.0003	0.0005	0.0020	0.0031	0.0049	0.0049	0.0063
New cast materials GGV	≤ 20 ≤ 32	≤ 220 ≤ 301								
New cast materials ADI	≤ 32 ≤ 43	≤ 301 ≤ 402								
Special alloys	≤ 54	≤ 549	25	0.0002	0.0002	0.0013	0.0020	0.0031	0.0031	0.0039
Ti and Ti-alloys	≤ 25 ≤ 43	≤ 255 ≤ 402	35 20	0.0002 0.0002	0.0003 0.0003	0.0016 0.0016	0.0025 0.0025	0.0039 0.0039	0.0039 0.0039	0.0049 0.0049
Aluminium and Al-alloys	-	≤ 120	295	0.0006	0.0008	0.0049	0.0079	0.0124	0.0124	0.0157
Al wrought alloys	-	≤ 200	295	0.0006	0.0008	0.0049	0.0079	0.0124	0.0124	0.0157
Al cast alloys ≤ 10 % Si ≤ 24 % Si	- -	≤ 180 ≤ 180	260 230	0.0006 0.0005	0.0008 0.0007	0.0049 0.0039	0.0079 0.0063	0.0124 0.0098	0.0124 0.0098	0.0157 0.0124
Magnesium alloys	-	≤ 120	230	0.0005	0.0007	0.0039	0.0063	0.0098	0.0098	0.0124
Copper, low-alloyed	-	≤ 150	230	0.0004	0.0006	0.0031	0.0049	0.0079	0.0079	0.0098
Brass, short-chipping long-chipping	- -	≤ 180 ≤ 180	195 130	0.0004 0.0004	0.0006 0.0006	0.0031 0.0031	0.0049 0.0049	0.0079 0.0079	0.0079 0.0079	0.0098 0.0098
Bronze, short-chipping	- ≤ 25	≤ 180 ≤ 255	115 110	0.0003 0.0003	0.0006 0.0006	0.0025 0.0025	0.0039 0.0039	0.0063 0.0063	0.0063 0.0063	0.0079 0.0079
Bronze, long-chipping	≤ 25 ≤ 32	≤ 255 ≤ 301	65 50	0.0003 0.0003	0.0006 0.0006	0.0025 0.0025	0.0039 0.0039	0.0063 0.0063	0.0063 0.0063	0.0079 0.0079
Duroplastics			65	0.0003	0.0006	0.0025	0.0039	0.0063	0.0063	0.0079
Thermoplastics			100	0.0004	0.0006	0.0031	0.0049	0.0079	0.0079	0.0098

Insert 1047 - Body 5242

Material group	Hardness HRC	Hardness BHN	SFM	Feed Rate - IPR ≤16.000 mm	41/64 - 25/32 in. 16.001 - 20.000 mm	51/64 - 31/32 in. 20.001 - 25.000 mm	63/64 - 1 17/64 in. 25.001 - 31.500 mm	1 1/4 - 1 9/16 in. 31.501 - 40.000 mm	1 37/64 - 1 61/64 in. 40.001 - 50.000 mm
Common structural steels	- ≤ 32	≤ 150 ≤ 301	330 280	0.0100 0.0080	0.0125 0.0100	0.0160 0.0125	0.0160 0.0125	0.0200 0.0160	0.0250 0.0200
Free-cutting steels	≤ 25 ≤ 32	≤ 255 ≤ 301	330 280	0.0125 0.0100	0.0160 0.0125	0.0200 0.0160	0.0200 0.0160	0.0250 0.0200	0.0315 0.0250
Unalloyed heat-treatable steels	≤ 20 ≤ 25 ≤ 32	≤ 220 ≤ 255 ≤ 301	330 315 280	0.0100 0.0100 0.0080	0.0125 0.0125 0.0100	0.0160 0.0160 0.0125	0.0160 0.0160 0.0125	0.0200 0.0200 0.0160	0.0250 0.0250 0.0200
Alloyed heat-treatable steels	≤ 32 ≤ 43	≤ 301 ≤ 402	280 230	0.0100 0.0080	0.0125 0.0100	0.0160 0.0125	0.0160 0.0125	0.0200 0.0160	0.0250 0.0200
Unalloyed case hardened steels	≤ 25	≤ 255	330	0.0125	0.0160	0.0200	0.0200	0.0250	0.0315
Alloyed case hardened steels	≤ 32 ≤ 43	≤ 301 ≤ 402	280 185	0.0100 0.0065	0.0125 0.0080	0.0160 0.0100	0.0160 0.0100	0.0200 0.0125	0.0250 0.0160
Nitriding steels	≤ 32 ≤ 43	≤ 301 ≤ 402	265 185	0.0080 0.0065	0.0100 0.0080	0.0125 0.0100	0.0125 0.0100	0.0160 0.0125	0.0200 0.0160
Tool steels	≤ 25 ≤ 43	≤ 255 ≤ 402	135 115	0.0080 0.0065	0.0100 0.0080	0.0125 0.0100	0.0125 0.0100	0.0160 0.0125	0.0200 0.0160
High speed steels	≤ 43	≤ 402	135	0.0050	0.0065	0.0080	0.0080	0.0100	0.0125
Spring steels	≤ 38	≤ 354	115	0.0040	0.0050	0.0065	0.0065	0.0080	0.0100
Hardened steels	≤ 48 ≤ 66	≤ 460 -	70	0.0040	0.0050	0.0065	0.0065	0.0080	0.0100
Stainless steels, sulphured austenitic martensitic	≤ 28 ≤ 36 ≤ 46	≤ 273 ≤ 337 ≤ 435	135 100 85	0.0050 0.0050 0.0050	0.0065 0.0065 0.0065	0.0080 0.0080 0.0080	0.0080 0.0080 0.0080	0.0100 0.0100 0.0100	0.0125 0.0125 0.0125
Cast iron	≤ 23 ≤ 38	≤ 242 ≤ 354	520 390	0.0125 0.0125	0.0160 0.0160	0.0200 0.0200	0.0200 0.0200	0.0250 0.0250	0.0315 0.0315
Spheroidal graphite iron and malleable cast iron	≤ 23 ≤ 38	≤ 242 ≤ 354	390 325	0.0125 0.0100	0.0160 0.0125	0.0200 0.0160	0.0200 0.0160	0.0250 0.0200	0.0315 0.0250
Chilled cast iron	≤ 38	≤ 354	85	0.0040	0.0050	0.0065	0.0065	0.0080	0.0100
Special alloys	≤ 54	≤ 549	70	0.0040	0.0050	0.0065	0.0065	0.0080	0.0100
Ti and Ti-alloys	≤ 25 ≤ 43	≤ 255 ≤ 402	100 85	0.0050 0.0040	0.0065 0.0050	0.0080 0.0065	0.0080 0.0065	0.0100 0.0080	0.0125 0.0100
Aluminium and Al-alloys	-	≤ 120	725	0.0125	0.0160	0.0200	0.0200	0.0250	0.0315
Al wrought alloys	-	≤ 200	660	0.0125	0.0160	0.0200	0.0200	0.0250	0.0315
Al cast alloys ≤ 10 % Si ≤ 24 % Si	- -	≤ 180 ≤ 180	590 490	0.0125 0.0125	0.0160 0.0160	0.0200 0.0200	0.0200 0.0200	0.0250 0.0250	0.0315 0.0315
Magnesium alloys	-	≤ 120	655	0.0125	0.0160	0.0200	0.0200	0.0250	0.0315
Copper, low-alloyed	-	≤ 150	260	0.0100	0.0125	0.0160	0.0160	0.0200	0.0250
Brass, short-chipping long-chipping	- -	≤ 180 ≤ 180	685 455	0.0125 0.0100	0.0160 0.0125	0.0200 0.0160	0.0200 0.0160	0.0250 0.0200	0.0315 0.0250
Bronze, short-chipping	- ≤ 25	≤ 180 ≤ 255	260 210	0.0100 0.0100	0.0125 0.0125	0.0160 0.0160	0.0160 0.0160	0.0200 0.0200	0.0250 0.0250
Bronze, long-chipping	≤ 25 ≤ 32	≤ 255 ≤ 301	160 130	0.0100 0.0080	0.0125 0.0100	0.0160 0.0125	0.0160 0.0125	0.0200 0.0160	0.0250 0.0200
Duroplastics			260	0.0080	0.0100	0.0125	0.0125	0.0160	0.0200
Thermoplastics			260	0.0080	0.0100	0.0125	0.0125	0.0160	0.0200
Reinforced plastics - Kevlar			260	0.0080	0.0100	0.0125	0.0125	0.0160	0.0200
Reinforced plastics - GFK / CFK			260	0.0080	0.0100	0.0125	0.0125	0.0160	0.0200

Insert 1047 - Body 5243

Material group	Hardness HRC	Hardness BHN	SFM	Feed Rate - IPR ≤16.000 mm	41/64 - 25/32 in. 16.001 - 20.000 mm	51/64 - 31/32 in. 20.001 - 25.000 mm	63/64 - 1 17/64 in. 25.001 - 31.500 mm	1 1/4 - 1 9/16 in. 31.501 - 40.000 mm	1 37/64 - 1 61/64 in. 40.001 - 50.000 mm
Common structural steels	-	≤ 150	315	0.0100	0.0125	0.0160	0.0160	0.0200	0.0250
	≤ 32	≤ 301	265	0.0080	0.0100	0.0125	0.0125	0.0160	0.0200
Free-cutting steels	≤ 25	≤ 255	315	0.0125	0.0160	0.0200	0.0200	0.0250	0.0315
	≤ 32	≤ 301	265	0.0100	0.0125	0.0160	0.0160	0.0200	0.0250
Unalloyed heat-treatable steels	≤ 20	≤ 220	315	0.0100	0.0125	0.0160	0.0160	0.0200	0.0250
	≤ 25	≤ 255	300	0.0100	0.0125	0.0160	0.0160	0.0200	0.0250
	≤ 32	≤ 301	265	0.0080	0.0100	0.0125	0.0125	0.0160	0.0200
Alloyed heat-treatable steels	≤ 32	≤ 301	265	0.0100	0.0125	0.0160	0.0160	0.0200	0.0250
	≤ 43	≤ 402	215	0.0080	0.0100	0.0125	0.0125	0.0160	0.0200
Unalloyed case hardened steels	≤ 25	≤ 255	315	0.0125	0.0160	0.0200	0.0200	0.0250	0.0315
Alloyed case hardened steels	≤ 32	≤ 301	265	0.0100	0.0125	0.0160	0.0160	0.0200	0.0250
	≤ 43	≤ 402	185	0.0065	0.0080	0.0100	0.0100	0.0125	0.0160
Nitriding steels	≤ 32	≤ 301	265	0.0080	0.0100	0.0125	0.0125	0.0160	0.0200
	≤ 43	≤ 402	185	0.0065	0.0080	0.0100	0.0100	0.0125	0.0160
Tool steels	≤ 25	≤ 255	135	0.0080	0.0100	0.0125	0.0125	0.0160	0.0200
	≤ 43	≤ 402	115	0.0065	0.0080	0.0100	0.0100	0.0125	0.0160
High speed steels	≤ 43	≤ 402	135	0.0050	0.0065	0.0080	0.0080	0.0100	0.0125
Spring steels	≤ 38	≤ 354	115	0.0040	0.0050	0.0065	0.0065	0.0080	0.0100
Hardened steels	≤ 48	≤ 460	70	0.0040	0.0050	0.0065	0.0065	0.0080	0.0100
	≤ 66	-							
Stainless steels, sulphured	≤ 28	≤ 273	135	0.0050	0.0065	0.0080	0.0080	0.0100	0.0125
austenitic	≤ 36	≤ 337	100	0.0050	0.0065	0.0080	0.0080	0.0100	0.0125
martensitic	≤ 46	≤ 435	85	0.0050	0.0065	0.0080	0.0080	0.0100	0.0125
Cast iron	≤ 23	≤ 242	490	0.0125	0.0160	0.0200	0.0200	0.0250	0.0315
	≤ 38	≤ 354	360	0.0125	0.0160	0.0200	0.0200	0.0250	0.0315
Spheroidal graphite iron and	≤ 23	≤ 242	360	0.0125	0.0160	0.0200	0.0200	0.0250	0.0315
malleable cast iron	≤ 38	≤ 354	295	0.0100	0.0125	0.0160	0.0160	0.0200	0.0250
Chilled cast iron	≤ 38	≤ 354	85	0.0040	0.0050	0.0065	0.0065	0.0080	0.0100
Special alloys	≤ 54	≤ 549	70	0.0040	0.0050	0.0065	0.0065	0.0080	0.0100
Ti and Ti-alloys	≤ 25	≤ 255	100	0.0050	0.0065	0.0080	0.0080	0.0100	0.0125
	≤ 43	≤ 402	85	0.0040	0.0050	0.0065	0.0065	0.0080	0.0100
Aluminium and Al-alloys	-	≤ 120	660	0.0125	0.0160	0.0200	0.0200	0.0250	0.0315
Al wrought alloys	-	≤ 200	660	0.0125	0.0160	0.0200	0.0200	0.0250	0.0315
Al cast alloys ≤ 10 % Si	-	≤ 180	555	0.0125	0.0160	0.0200	0.0200	0.0250	0.0315
≤ 24 % Si	-	≤ 180	455	0.0125	0.0160	0.0200	0.0200	0.0250	0.0315
Magnesium alloys	-	≤ 120	655	0.0125	0.0160	0.0200	0.0200	0.0250	0.0315
Copper, low-alloyed	-	≤ 150	260	0.0100	0.0125	0.0160	0.0160	0.0200	0.0250
Brass, short-chipping	-	≤ 180	685	0.0125	0.0160	0.0200	0.0200	0.0250	0.0315
long-chipping	-	≤ 180	455	0.0100	0.0125	0.0160	0.0160	0.0200	0.0250
Bronze, short-chipping	-	≤ 180	260	0.0100	0.0125	0.0160	0.0160	0.0200	0.0250
	≤ 25	≤ 255	210	0.0100	0.0125	0.0160	0.0160	0.0200	0.0250
Bronze, long-chipping	≤ 25	≤ 255	160	0.0100	0.0125	0.0160	0.0160	0.0200	0.0250
	≤ 32	≤ 301	130	0.0080	0.0100	0.0125	0.0125	0.0160	0.0200
Duroplastics			260	0.0080	0.0100	0.0125	0.0125	0.0160	0.0200
Thermoplastics			260	0.0080	0.0100	0.0125	0.0125	0.0160	0.0200
Reinforced plastics - Kevlar			260	0.0080	0.0100	0.0125	0.0125	0.0160	0.0200
Reinforced plastics - GFK / CFK			260	0.0080	0.0100	0.0125	0.0125	0.0160	0.0200

Insert 1047 - Body 5248

Material group	Hardness HRC	Hardness BHN	SFM	Feed Rate - IPR ≤16.000 mm	41/64 - 25/32 in. 16.001 - 20.000 mm	51/64 - 31/32 in. 20.001 - 25.000 mm	63/64 - 1 17/64 in. 25.001 - 31.500 mm	1 1/4 - 1 9/16 in. 31.501 - 40.000 mm	1 37/64 - 1 61/64 in. 40.001 - 50.000 mm
Common structural steels	-	≤ 150	300	0.0080	0.0100	0.0125	0.0125	0.0160	0.0200
	≤ 32	≤ 301	265	0.0065	0.0080	0.0100	0.0100	0.0125	0.0160
Free-cutting steels	≤ 25	≤ 255	300	0.0100	0.0125	0.0160	0.0160	0.0200	0.0250
	≤ 32	≤ 301	265	0.0080	0.0100	0.0125	0.0125	0.0160	0.0200
Unalloyed heat-treatable steels	≤ 20	≤ 220	300	0.0080	0.0100	0.0125	0.0125	0.0160	0.0200
	≤ 25	≤ 255	280	0.0080	0.0100	0.0125	0.0125	0.0160	0.0200
	≤ 32	≤ 301	250	0.0065	0.0080	0.0100	0.0100	0.0125	0.0160
Alloyed heat-treatable steels	≤ 32	≤ 301	250	0.0080	0.0100	0.0125	0.0125	0.0160	0.0200
	≤ 43	≤ 402	215	0.0065	0.0080	0.0100	0.0100	0.0125	0.0160
Unalloyed case hardened steels	≤ 25	≤ 255	300	0.0100	0.0125	0.0160	0.0160	0.0200	0.0250
Alloyed case hardened steels	≤ 32	≤ 301	250	0.0080	0.0100	0.0125	0.0125	0.0160	0.0200
	≤ 43	≤ 402	185	0.0065	0.0080	0.0100	0.0100	0.0125	0.0160
Nitriding steels	≤ 32	≤ 301	265	0.0065	0.0080	0.0100	0.0100	0.0125	0.0160
	≤ 43	≤ 402	185	0.0050	0.0065	0.0080	0.0080	0.0100	0.0125
Tool steels	≤ 25	≤ 255	135	0.0065	0.0080	0.0100	0.0100	0.0125	0.0160
	≤ 43	≤ 402	115	0.0050	0.0065	0.0080	0.0080	0.0100	0.0125
High speed steels	≤ 43	≤ 402	135	0.0040	0.0050	0.0065	0.0065	0.0080	0.0100
Spring steels	≤ 38	≤ 354	115	0.0040	0.0050	0.0065	0.0065	0.0080	0.0100
Hardened steels	≤ 48	≤ 460	70	0.0035	0.0040	0.0050	0.0065	0.0065	0.0080
	≤ 66	-							
Stainless steels, sulphured	≤ 28	≤ 273	135	0.0040	0.0050	0.0065	0.0065	0.0080	0.0100
austenitic	≤ 36	≤ 337	100	0.0040	0.0050	0.0065	0.0065	0.0080	0.0100
martensitic	≤ 46	≤ 435	85	0.0040	0.0050	0.0065	0.0065	0.0080	0.0100
Cast iron	≤ 23	≤ 242	490	0.0100	0.0125	0.0160	0.0160	0.0200	0.0250
	≤ 38	≤ 354	360	0.0100	0.0125	0.0160	0.0160	0.0200	0.0250
Spheroidal graphite iron and	≤ 23	≤ 242	360	0.0100	0.0125	0.0160	0.0160	0.0200	0.0250
malleable cast iron	≤ 38	≤ 354	295	0.0080	0.0100	0.0125	0.0125	0.0160	0.0200
Chilled cast iron	≤ 38	≤ 354	85	0.0040	0.0050	0.0065	0.0065	0.0080	0.0100
Special alloys	≤ 54	≤ 549	70	0.0035	0.0040	0.0050	0.0065	0.0065	0.0080
Ti and Ti-alloys	≤ 25	≤ 255	100	0.0040	0.0050	0.0065	0.0065	0.0080	0.0100
	≤ 43	≤ 402	85	0.0035	0.0040	0.0050	0.0065	0.0065	0.0080
Aluminium and Al-alloys	-	≤ 120	660	0.0100	0.0125	0.0160	0.0160	0.0200	0.0250
Al wrought alloys	-	≤ 200	660	0.0100	0.0125	0.0160	0.0160	0.0200	0.0250
Al cast alloys ≤ 10 % Si	-	≤ 180	555	0.0100	0.0125	0.0160	0.0160	0.0200	0.0250
≤ 24 % Si	-	≤ 180	455	0.0100	0.0125	0.0160	0.0160	0.0200	0.0250
Magnesium alloys	-	≤ 120	655	0.0100	0.0125	0.0160	0.0160	0.0200	0.0250
Copper, low-alloyed	-	≤ 150	260	0.0080	0.0100	0.0125	0.0125	0.0160	0.0200
Brass, short-chipping	-	≤ 180	685	0.0100	0.0125	0.0160	0.0160	0.0200	0.0250
long-chipping	-	≤ 180	455	0.0080	0.0100	0.0125	0.0125	0.0160	0.0200
Bronze, short-chipping	-	≤ 180	260	0.0080	0.0100	0.0125	0.0125	0.0160	0.0200
	≤ 25	≤ 255	210	0.0080	0.0100	0.0125	0.0125	0.0160	0.0200
Bronze, long-chipping	≤ 25	≤ 255	160	0.0080	0.0100	0.0125	0.0125	0.0160	0.0200
	≤ 32	≤ 301	130	0.0065	0.0080	0.0100	0.0100	0.0125	0.0160
Duroplastics			260	0.0065	0.0080	0.0100	0.0100	0.0125	0.0160
Thermoplastics			260	0.0065	0.0080	0.0100	0.0100	0.0125	0.0160
Reinforced plastics - Kevlar			260	0.0065	0.0080	0.0100	0.0100	0.0125	0.0160
Reinforced plastics - GFK / CFK			260	0.0065	0.0080	0.0100	0.0100	0.0125	0.0160

Series # 1131

Material group	Hardness HRC	Hardness BHN	SFM	Feed Rate - IPR 1/16 in. 1.590 mm	1/8 in. 3.170 mm	1/4 in. 6.350 mm	3/8 in. 9.520 mm	1/2 in. 12.700 mm	5/8 in. 15.870 mm	3/4 in. 19.050 mm	1 in. 25.400 mm	1 1/4 in. 31.750 mm	1 1/2 in. 38.100 mm
Common structural steels	- ≤ 32	≤ 150 ≤ 301	155 120		0.0065 0.0050	0.0100 0.0080	0.0125 0.0100	0.0160 0.0125	0.0160 0.0125	0.0180 0.0140			
Free-cutting steels	≤ 25 ≤ 32	≤ 255 ≤ 301	155 120		0.0065 0.0050	0.0100 0.0080	0.0125 0.0100	0.0160 0.0125	0.0160 0.0125	0.0180 0.0140			
Unalloyed heat-treatable steels	≤ 20 ≤ 25 ≤ 32	≤ 220 ≤ 255 ≤ 301	155 120 65		0.0050 0.0050 0.0040	0.0080 0.0080 0.0065	0.0100 0.0100 0.0080	0.0125 0.0125 0.0100	0.0125 0.0125 0.0100	0.0140 0.0140 0.0110			
Alloyed heat-treatable steels	≤ 32 ≤ 43	≤ 301 ≤ 402	80 65		0.0040 0.0030	0.0065 0.0050	0.0080 0.0065	0.0100 0.0080	0.0100 0.0080	0.0110 0.0090			
Unalloyed case hardened steels	≤ 25	≤ 255	160		0.0065	0.0100	0.0125	0.0160	0.0160	0.0180			
Alloyed case hardened steels	≤ 32 ≤ 43	≤ 301 ≤ 402	70 50		0.0040 0.0030	0.0065 0.0050	0.0080 0.0065	0.0100 0.0080	0.0100 0.0080	0.0110 0.0090			
Nitriding steels	≤ 32 ≤ 43	≤ 301 ≤ 402	65 45		0.0040 0.0030	0.0065 0.0050	0.0080 0.0065	0.0100 0.0080	0.0100 0.0080	0.0110 0.0090			
Tool steels	≤ 25 ≤ 43	≤ 255 ≤ 402	75 45		0.0040 0.0030	0.0065 0.0050	0.0080 0.0065	0.0100 0.0080	0.0100 0.0080	0.0110 0.0090			
High speed steels	≤ 43	≤ 402	45		0.0030	0.0050	0.0065	0.0080	0.0080	0.0090			
Spring steels	≤ 38	≤ 354	35		0.0025	0.0040	0.0050	0.0065	0.0065	0.0070			
Hardened steels	≤ 48 ≤ 66	≤ 460 -	10		0.0025	0.0040	0.0050	0.0065	0.0065	0.0070			
Stainless steels, sulphured austenitic martensitic	≤ 28 ≤ 36 ≤ 46	≤ 273 ≤ 337 ≤ 435	65 45 50		0.0040 0.0030 0.0030	0.0065 0.0050 0.0050	0.0080 0.0065 0.0065	0.0100 0.0080 0.0080	0.0100 0.0080 0.0080	0.0110 0.0090 0.0090			
Cast iron	≤ 23 ≤ 38	≤ 242 ≤ 354	155 120		0.0065 0.0065	0.0100 0.0100	0.0125 0.0125	0.0160 0.0160	0.0160 0.0160	0.0180 0.0180			
Spheroidal graphite iron and malleable cast iron	≤ 23 ≤ 38	≤ 242 ≤ 354	135 95		0.0065 0.0065	0.0100 0.0100	0.0125 0.0125	0.0160 0.0160	0.0160 0.0160	0.0180 0.0180			
Chilled cast iron	≤ 38	≤ 354	35		0.0030	0.0050	0.0065	0.0080	0.0080	0.0090			
New cast materials GGV	≤ 20 ≤ 32	≤ 220 ≤ 301											
New cast materials ADI	≤ 32 ≤ 43	≤ 301 ≤ 402											
Special alloys	≤ 54	≤ 549	30		0.0020	0.0030	0.0040	0.0050	0.0050	0.0055			
Ti and Ti-alloys	≤ 25 ≤ 43	≤ 255 ≤ 402	45 30		0.0025 0.0025	0.0040 0.0040	0.0050 0.0050	0.0065 0.0065	0.0065 0.0065	0.0070 0.0070			
Aluminium and Al-alloys	-	≤ 120											
Al wrought alloys	-	≤ 200											
Al cast alloys ≤ 10 % Si ≤ 24 % Si	- -	≤ 180 ≤ 180	310 245		0.0080 0.0065	0.0125 0.0100	0.0160 0.0125	0.0200 0.0160	0.0200 0.0160	0.0220 0.0180			
Magnesium alloys	-	≤ 120											
Copper, low-alloyed	-	≤ 150	155		0.0050	0.0080	0.0100	0.0125	0.0125	0.0140			
Brass, short-chipping long-chipping	- -	≤ 180 ≤ 180	195		0.0050	0.0080	0.0100	0.0125	0.0125	0.0140			
Bronze, short-chipping	- ≤ 25	≤ 180 ≤ 255	135		0.0040	0.0065	0.0080	0.0100	0.0100	0.0110			
Bronze, long-chipping	≤ 25 ≤ 32	≤ 255 ≤ 301	120 95		0.0040 0.0040	0.0065 0.0065	0.0080 0.0080	0.0100 0.0100	0.0100 0.0100	0.0110 0.0110			
Duroplastics Thermoplastics Reinforced plastics - Kevlar Reinforced plastics - GFK / CFK			120		0.0050	0.0080	0.0100	0.0125	0.0125	0.0140			

Series # 1132

Material group	Hardness HRC	Hardness BHN	SFM	Feed Rate - IPR 1/16 in. 1.590 mm	1/8 in. 3.170 mm	1/4 in. 6.350 mm	3/8 in. 9.520 mm	1/2 in. 12.700 mm	5/8 in. 15.870 mm	3/4 in. 19.050 mm	1 in. 25.400 mm	1 1/4 in. 31.750 mm	1 1/2 in. 38.100 mm
Common structural steels	- ≤ 32	≤ 150 ≤ 301	195 155		0.0065 0.0050	0.0100 0.0080	0.0125 0.0100	0.0160 0.0125	0.0160 0.0125	0.0180 0.0140			
Free-cutting steels	≤ 25 ≤ 32	≤ 255 ≤ 301	195 155		0.0065 0.0050	0.0100 0.0080	0.0125 0.0100	0.0160 0.0125	0.0160 0.0125	0.0180 0.0140			
Unalloyed heat-treatable steels	≤ 20 ≤ 25 ≤ 32	≤ 220 ≤ 255 ≤ 301	195 155 80		0.0050 0.0050 0.0040	0.0080 0.0080 0.0065	0.0100 0.0100 0.0080	0.0125 0.0125 0.0100	0.0125 0.0125 0.0100	0.0140 0.0140 0.0110			
Alloyed heat-treatable steels	≤ 32 ≤ 43	≤ 301 ≤ 402	95 80		0.0040 0.0030	0.0065 0.0050	0.0080 0.0065	0.0100 0.0080	0.0100 0.0080	0.0110 0.0090			
Unalloyed case hardened steels	≤ 25	≤ 255	200		0.0065	0.0100	0.0125	0.0160	0.0160	0.0180			
Alloyed case hardened steels	≤ 32 ≤ 43	≤ 301 ≤ 402	90 65		0.0040 0.0030	0.0065 0.0050	0.0080 0.0065	0.0100 0.0080	0.0100 0.0080	0.0110 0.0090			
Nitriding steels	≤ 32 ≤ 43	≤ 301 ≤ 402	80 55		0.0040 0.0030	0.0065 0.0050	0.0080 0.0065	0.0100 0.0080	0.0100 0.0080	0.0110 0.0090			
Tool steels	≤ 25 ≤ 43	≤ 255 ≤ 402	95 55		0.0040 0.0030	0.0065 0.0050	0.0080 0.0065	0.0100 0.0080	0.0100 0.0080	0.0110 0.0090			
High speed steels	≤ 43	≤ 402	55		0.0030	0.0050	0.0065	0.0080	0.0080	0.0090			
Spring steels	≤ 38	≤ 354	45		0.0025	0.0040	0.0050	0.0065	0.0065	0.0070			
Hardened steels	≤ 48 ≤ 66	≤ 460 -	15 45		0.0025	0.0040	0.0050	0.0065	0.0065	0.0070			
Stainless steels, sulphured austenitic martensitic	≤ 28 ≤ 36 ≤ 46	≤ 273 ≤ 337 ≤ 435	80 55 65		0.0040 0.0030 0.0030	0.0065 0.0050 0.0050	0.0080 0.0065 0.0065	0.0100 0.0080 0.0080	0.0100 0.0080 0.0080	0.0110 0.0090 0.0090			
Cast iron	≤ 23 ≤ 38	≤ 242 ≤ 354	195 155		0.0065 0.0065	0.0100 0.0100	0.0125 0.0125	0.0160 0.0160	0.0160 0.0160	0.0180 0.0180			
Spheroidal graphite iron and malleable cast iron	≤ 23 ≤ 38	≤ 242 ≤ 354	170 120		0.0065 0.0065	0.0100 0.0100	0.0125 0.0125	0.0160 0.0160	0.0160 0.0160	0.0180 0.0180			
Chilled cast iron	≤ 38	≤ 354	45		0.0030	0.0050	0.0065	0.0080	0.0080	0.0090			
New cast materials GGV	≤ 20 ≤ 32	≤ 220 ≤ 301											
New cast materials ADI	≤ 32 ≤ 43	≤ 301 ≤ 402											
Special alloys	≤ 54	≤ 549	35		0.0020	0.0030	0.0040	0.0050	0.0050	0.0055			
Ti and Ti-alloys	≤ 25 ≤ 43	≤ 255 ≤ 402	55 35		0.0025 0.0025	0.0040 0.0040	0.0050 0.0050	0.0065 0.0065	0.0065 0.0065	0.0070 0.0070			
Aluminium and Al-alloys	-	≤ 120											
Al wrought alloys	-	≤ 200											
Al cast alloys ≤ 10 % Si ≤ 24 % Si	- -	≤ 180 ≤ 180	390 310		0.0080 0.0065	0.0125 0.0100	0.0160 0.0125	0.0200 0.0160	0.0200 0.0160	0.0220 0.0180			
Magnesium alloys	-	≤ 120											
Copper, low-alloyed	-	≤ 150	195		0.0050	0.0080	0.0100	0.0125	0.0125	0.0140			
Brass, short-chipping long-chipping	- -	≤ 180 ≤ 180	245		0.0050	0.0080	0.0100	0.0125	0.0125	0.0140			
Bronze, short-chipping	- ≤ 25	≤ 180 ≤ 255	170		0.0040	0.0065	0.0080	0.0100	0.0100	0.0110			
Bronze, long-chipping	≤ 25 ≤ 32	≤ 255 ≤ 301	155 120		0.0040 0.0040	0.0065 0.0065	0.0080 0.0080	0.0100 0.0100	0.0100 0.0100	0.0110 0.0110			
Duroplastics Thermoplastics Reinforced plastics - Kevlar Reinforced plastics - GFK / CFK			155		0.0050	0.0080	0.0100	0.0125	0.0125	0.0140			

Series # 1133

Material group	Hardness HRC	Hardness BHN	SFM	Feed Rate - IPR 1/16 in. 1.590 mm	1/8 in. 3.170 mm	1/4 in. 6.350 mm	3/8 in. 9.520 mm	1/2 in. 12.700 mm	5/8 in. 15.870 mm	3/4 in. 19.050 mm	1 in. 25.400 mm	1 1/4 in. 31.750 mm	1 1/2 in. 38.100 mm
Common structural steels	- ≤ 32	≤ 150 ≤ 301	140 120		0.0039 0.0031	0.0063 0.0049	0.0098 0.0079	0.0098 0.0079	0.0124 0.0098	0.0157 0.0124	0.0197 0.0157		
Free-cutting steels	≤ 25 ≤ 32	≤ 255 ≤ 301	155 140		0.0039 0.0039	0.0063 0.0063	0.0098 0.0098	0.0098 0.0098	0.0124 0.0124	0.0157 0.0157	0.0197 0.0197		
Unalloyed heat-treatable steels	≤ 20 ≤ 25 ≤ 32	≤ 220 ≤ 255 ≤ 301	145 145 130		0.0039 0.0039 0.0031	0.0063 0.0063 0.0049	0.0098 0.0098 0.0079	0.0098 0.0098 0.0079	0.0124 0.0124 0.0098	0.0157 0.0157 0.0124	0.0197 0.0197 0.0157		
Alloyed heat-treatable steels	≤ 32 ≤ 43	≤ 301 ≤ 402	90 70		0.0025 0.0020	0.0039 0.0031	0.0063 0.0049	0.0063 0.0049	0.0079 0.0063	0.0098 0.0079	0.0124 0.0098		
Unalloyed case hardened steels	≤ 25	≤ 255	120		0.0039	0.0063	0.0098	0.0098	0.0124	0.0157	0.0197		
Alloyed case hardened steels	≤ 32 ≤ 43	≤ 301 ≤ 402	70 60		0.0025 0.0020	0.0039 0.0031	0.0063 0.0049	0.0063 0.0049	0.0079 0.0063	0.0098 0.0079	0.0124 0.0098		
Nitriding steels	≤ 32 ≤ 43	≤ 301 ≤ 402	60 50		0.0025 0.0020	0.0039 0.0031	0.0063 0.0049	0.0063 0.0049	0.0079 0.0063	0.0098 0.0079	0.0124 0.0098		
Tool steels	≤ 25 ≤ 43	≤ 255 ≤ 402	70 50		0.0025 0.0020	0.0039 0.0031	0.0063 0.0049	0.0063 0.0049	0.0079 0.0063	0.0098 0.0079	0.0124 0.0098		
High speed steels	≤ 43	≤ 402	40		0.0020	0.0031	0.0049	0.0049	0.0063	0.0079	0.0098		
Spring steels	≤ 38	≤ 354	35		0.0016	0.0025	0.0039	0.0039	0.0049	0.0063	0.0079		
Hardened steels	≤ 48 ≤ 66	≤ 460 -											
Stainless steels, sulphured austenitic martensitic	≤ 28 ≤ 36 ≤ 46	≤ 273 ≤ 337 ≤ 435											
Cast iron	≤ 23 ≤ 38	≤ 242 ≤ 354	125 115		0.0039 0.0039	0.0063 0.0063	0.0098 0.0098	0.0098 0.0098	0.0124 0.0124	0.0157 0.0157	0.0197 0.0197		
Spheroidal graphite iron and malleable cast iron	≤ 23 ≤ 38	≤ 242 ≤ 354	110 90		0.0039 0.0039	0.0063 0.0063	0.0098 0.0098	0.0098 0.0098	0.0124 0.0124	0.0157 0.0157	0.0197 0.0197		
Chilled cast iron	≤ 38	≤ 354											
New cast materials GGV	≤ 20 ≤ 32	≤ 220 ≤ 301											
New cast materials ADI	≤ 32 ≤ 43	≤ 301 ≤ 402											
Special alloys	≤ 54	≤ 549	25		0.0013	0.0020	0.0031	0.0031	0.0039	0.0049	0.0063		
Ti and Ti-alloys	≤ 25 ≤ 43	≤ 255 ≤ 402	35 25		0.0016 0.0016	0.0025 0.0025	0.0039 0.0039	0.0039 0.0039	0.0049 0.0049	0.0063 0.0063	0.0079 0.0079		
Aluminium and Al-alloys	-	≤ 120											
Al wrought alloys	-	≤ 200	280		0.0049	0.0079	0.0124	0.0124	0.0157	0.0197	0.0248		
Al cast alloys ≤ 10 % Si ≤ 24 % Si	- -	≤ 180 ≤ 180	215 215		0.0049 0.0039	0.0079 0.0063	0.0124 0.0098	0.0124 0.0098	0.0157 0.0124	0.0197 0.0157	0.0248 0.0197		
Magnesium alloys	-	≤ 120	260		0.0039	0.0063	0.0098	0.0098	0.0124	0.0157	0.0197		
Copper, low-alloyed	-	≤ 150	230		0.0031	0.0049	0.0079	0.0079	0.0098	0.0124	0.0157		
Brass, short-chipping long-chipping	- -	≤ 180 ≤ 180	245 165		0.0031 0.0031	0.0049 0.0049	0.0079 0.0079	0.0079 0.0079	0.0098 0.0098	0.0124 0.0124	0.0157 0.0157		
Bronze, short-chipping	- ≤ 25	≤ 180 ≤ 255	150 130		0.0031 0.0025	0.0049 0.0039	0.0079 0.0063	0.0079 0.0063	0.0098 0.0079	0.0124 0.0098	0.0157 0.0124		
Bronze, long-chipping	≤ 25 ≤ 32	≤ 255 ≤ 301	80 65		0.0025 0.0025	0.0039 0.0039	0.0063 0.0063	0.0063 0.0063	0.0079 0.0079	0.0098 0.0098	0.0124 0.0124		
Duroplastics Thermoplastics Reinforced plastics - Kevlar Reinforced plastics - GFK / CFK			80 130		0.0025 0.0025	0.0039 0.0039	0.0063 0.0063	0.0063 0.0063	0.0079 0.0079	0.0098 0.0098	0.0124 0.0124		

Series # 1134

Material group	Hardness HRC	Hardness BHN	SFM	Feed Rate - IPR 1/16 in. 1.590 mm	1/8 in. 3.170 mm	1/4 in. 6.350 mm	3/8 in. 9.520 mm	1/2 in. 12.700 mm	5/8 in. 15.870 mm	3/4 in. 19.050 mm	1 in. 25.400 mm	1 1/4 in. 31.750 mm	1 1/2 in. 38.100 mm
Common structural steels	- ≤ 32	≤ 150 ≤ 301	115 100		0.0039 0.0031	0.0063 0.0049	0.0098 0.0079	0.0098 0.0079	0.0124 0.0098	0.0157 0.0124	0.0197 0.0157		
Free-cutting steels	≤ 25 ≤ 32	≤ 255 ≤ 301	130 130		0.0031 0.0031	0.0049 0.0049	0.0079 0.0079	0.0079 0.0079	0.0098 0.0098	0.0124 0.0124	0.0157 0.0157		
Unalloyed heat-treatable steels	≤ 20 ≤ 25 ≤ 32	≤ 220 ≤ 255 ≤ 301	115 115 100		0.0031 0.0031 0.0025	0.0049 0.0049 0.0039	0.0079 0.0079 0.0063	0.0079 0.0079 0.0063	0.0098 0.0098 0.0079	0.0124 0.0124 0.0098	0.0157 0.0157 0.0124		
Alloyed heat-treatable steels	≤ 32 ≤ 43	≤ 301 ≤ 402	70 55		0.0025 0.0020	0.0039 0.0031	0.0063 0.0049	0.0063 0.0049	0.0079 0.0063	0.0098 0.0079	0.0124 0.0098		
Unalloyed case hardened steels	≤ 25	≤ 255	110		0.0039	0.0063	0.0098	0.0098	0.0124	0.0157	0.0197		
Alloyed case hardened steels	≤ 32 ≤ 43	≤ 301 ≤ 402	65 50		0.0025 0.0020	0.0039 0.0031	0.0063 0.0049	0.0063 0.0049	0.0079 0.0063	0.0098 0.0079	0.0124 0.0098		
Nitriding steels	≤ 32 ≤ 43	≤ 301 ≤ 402	45 40		0.0025 0.0020	0.0039 0.0031	0.0063 0.0049	0.0063 0.0049	0.0079 0.0063	0.0098 0.0079	0.0124 0.0098		
Tool steels	≤ 25 ≤ 43	≤ 255 ≤ 402	60 40		0.0025 0.0020	0.0039 0.0031	0.0063 0.0049	0.0063 0.0049	0.0079 0.0063	0.0098 0.0079	0.0124 0.0098		
High speed steels	≤ 43	≤ 402	25		0.0020	0.0031	0.0049	0.0049	0.0063	0.0079	0.0098		
Spring steels	≤ 38	≤ 354	25		0.0016	0.0025	0.0039	0.0039	0.0049	0.0063	0.0079		
Hardened steels	≤ 48 ≤ 66	≤ 460 -											
Stainless steels, sulphured austenitic martensitic	≤ 28 ≤ 36 ≤ 46	≤ 273 ≤ 337 ≤ 435	40 35 35		0.0020 0.0020 0.0020	0.0031 0.0031 0.0031	0.0049 0.0049 0.0049	0.0049 0.0049 0.0049	0.0063 0.0063 0.0063	0.0079 0.0079 0.0079	0.0098 0.0098 0.0098		
Cast iron	≤ 23 ≤ 38	≤ 242 ≤ 354	110 110		0.0039 0.0039	0.0063 0.0063	0.0098 0.0098	0.0098 0.0098	0.0124 0.0124	0.0157 0.0157	0.0197 0.0197		
Spheroidal graphite iron and malleable cast iron	≤ 23 ≤ 38	≤ 242 ≤ 354	100 80		0.0039 0.0039	0.0063 0.0063	0.0098 0.0098	0.0098 0.0098	0.0124 0.0124	0.0157 0.0157	0.0197 0.0197		
Chilled cast iron	≤ 38	≤ 354											
New cast materials GGV	≤ 20 ≤ 32	≤ 220 ≤ 301											
New cast materials ADI	≤ 32 ≤ 43	≤ 301 ≤ 402											
Special alloys	≤ 54	≤ 549	20		0.0013	0.0020	0.0031	0.0031	0.0039	0.0049	0.0063		
Ti and Ti-alloys	≤ 25 ≤ 43	≤ 255 ≤ 402	25 20		0.0016 0.0016	0.0025 0.0025	0.0039 0.0039	0.0039 0.0039	0.0049 0.0049	0.0063 0.0063	0.0079 0.0079		
Aluminium and Al-alloys	-	≤ 120	260		0.0049	0.0079	0.0124	0.0124	0.0157	0.0197	0.0248		
Al wrought alloys	-	≤ 200	260		0.0049	0.0079	0.0124	0.0124	0.0157	0.0197	0.0248		
Al cast alloys ≤ 10 % Si ≤ 24 % Si	- -	≤ 180 ≤ 180	195 195		0.0049 0.0039	0.0079 0.0063	0.0124 0.0098	0.0124 0.0098	0.0157 0.0124	0.0197 0.0157	0.0248 0.0197		
Magnesium alloys	-	≤ 120	230		0.0039	0.0063	0.0098	0.0098	0.0124	0.0157	0.0197		
Copper, low-alloyed	-	≤ 150	215		0.0031	0.0049	0.0079	0.0079	0.0098	0.0124	0.0157		
Brass, short-chipping long-chipping	- -	≤ 180 ≤ 180	230 150		0.0031 0.0031	0.0049 0.0049	0.0079 0.0079	0.0079 0.0079	0.0098 0.0098	0.0124 0.0124	0.0157 0.0157		
Bronze, short-chipping	- ≤ 25	≤ 180 ≤ 255	115 110		0.0025 0.0025	0.0039 0.0039	0.0063 0.0063	0.0063 0.0063	0.0079 0.0079	0.0098 0.0098	0.0124 0.0124		
Bronze, long-chipping	≤ 25 ≤ 32	≤ 255 ≤ 301	65 50		0.0025 0.0025	0.0039 0.0039	0.0063 0.0063	0.0063 0.0063	0.0079 0.0079	0.0098 0.0098	0.0124 0.0124		
Duroplastics Thermoplastics Reinforced plastics - Kevlar Reinforced plastics - GFK / CFK			70 120		0.0025 0.0031	0.0039 0.0049	0.0063 0.0079	0.0063 0.0079	0.0079 0.0098	0.0098 0.0124	0.0124 0.0157		

Series # 1135

Material group	Hardness HRC	Hardness BHN	SFM	Feed Rate - IPR 1/16 in. 1.590 mm	1/8 in. 3.170 mm	1/4 in. 6.350 mm	3/8 in. 9.520 mm	1/2 in. 12.700 mm	5/8 in. 15.870 mm	3/4 in. 19.050 mm	1 in. 25.400 mm	1 1/4 in. 31.750 mm	1 1/2 in. 38.100 mm
Common structural steels	- ≤ 32	≤ 150 ≤ 301	140 120		0.0039 0.0031	0.0063 0.0049	0.0098 0.0079	0.0098 0.0079	0.0124 0.0098	0.0157 0.0124	0.0197 0.0157		
Free-cutting steels	≤ 25 ≤ 32	≤ 255 ≤ 301	155 140		0.0039 0.0039	0.0063 0.0063	0.0098 0.0098	0.0098 0.0098	0.0124 0.0124	0.0157 0.0157	0.0197 0.0197		
Unalloyed heat-treatable steels	≤ 20 ≤ 25 ≤ 32	≤ 220 ≤ 255 ≤ 301	145 145 130		0.0039 0.0039 0.0031	0.0063 0.0063 0.0049	0.0098 0.0098 0.0079	0.0098 0.0098 0.0079	0.0124 0.0124 0.0098	0.0157 0.0157 0.0124	0.0197 0.0197 0.0157		
Alloyed heat-treatable steels	≤ 32 ≤ 43	≤ 301 ≤ 402	90 70		0.0025 0.0020	0.0039 0.0031	0.0063 0.0049	0.0063 0.0049	0.0079 0.0063	0.0098 0.0079	0.0124 0.0098		
Unalloyed case hardened steels	≤ 25	≤ 255	120		0.0039	0.0063	0.0098	0.0098	0.0124	0.0157	0.0197		
Alloyed case hardened steels	≤ 32 ≤ 43	≤ 301 ≤ 402	70 60		0.0025 0.0020	0.0039 0.0031	0.0063 0.0049	0.0063 0.0049	0.0079 0.0063	0.0098 0.0079	0.0124 0.0098		
Nitriding steels	≤ 32 ≤ 43	≤ 301 ≤ 402	60 50		0.0025 0.0020	0.0039 0.0031	0.0063 0.0049	0.0063 0.0049	0.0079 0.0063	0.0098 0.0079	0.0124 0.0098		
Tool steels	≤ 25 ≤ 43	≤ 255 ≤ 402	70 50		0.0025 0.0020	0.0039 0.0031	0.0063 0.0049	0.0063 0.0049	0.0079 0.0063	0.0098 0.0079	0.0124 0.0098		
High speed steels	≤ 43	≤ 402	40		0.0020	0.0031	0.0049	0.0049	0.0063	0.0079	0.0098		
Spring steels	≤ 38	≤ 354	35		0.0016	0.0025	0.0039	0.0039	0.0049	0.0063	0.0079		
Hardened steels	≤ 48 ≤ 66	≤ 460 -											
Stainless steels, sulphured austenitic martensitic	≤ 28 ≤ 36 ≤ 46	≤ 273 ≤ 337 ≤ 435											
Cast iron	≤ 23 ≤ 38	≤ 242 ≤ 354	125 115		0.0039 0.0039	0.0063 0.0063	0.0098 0.0098	0.0098 0.0098	0.0124 0.0124	0.0157 0.0157	0.0197 0.0197		
Spheroidal graphite iron and malleable cast iron	≤ 23 ≤ 38	≤ 242 ≤ 354	110 90		0.0039 0.0039	0.0063 0.0063	0.0098 0.0098	0.0098 0.0098	0.0124 0.0124	0.0157 0.0157	0.0197 0.0197		
Chilled cast iron	≤ 38	≤ 354											
New cast materials GGV	≤ 20 ≤ 32	≤ 220 ≤ 301											
New cast materials ADI	≤ 32 ≤ 43	≤ 301 ≤ 402											
Special alloys	≤ 54	≤ 549	25		0.0013	0.0020	0.0031	0.0031	0.0039	0.0049	0.0063		
Ti and Ti-alloys	≤ 25 ≤ 43	≤ 255 ≤ 402	35 25		0.0016 0.0016	0.0025 0.0025	0.0039 0.0039	0.0039 0.0039	0.0049 0.0049	0.0063 0.0063	0.0079 0.0079		
Aluminium and Al-alloys	-	≤ 120											
Al wrought alloys	-	≤ 200	280		0.0049	0.0079	0.0124	0.0124	0.0157	0.0197	0.0248		
Al cast alloys ≤ 10 % Si ≤ 24 % Si	- -	≤ 180 ≤ 180	215 215		0.0049 0.0039	0.0079 0.0063	0.0124 0.0098	0.0124 0.0098	0.0157 0.0124	0.0197 0.0157	0.0248 0.0197		
Magnesium alloys	-	≤ 120	260		0.0039	0.0063	0.0098	0.0098	0.0124	0.0157	0.0197		
Copper, low-alloyed	-	≤ 150	230		0.0031	0.0049	0.0079	0.0079	0.0098	0.0124	0.0157		
Brass, short-chipping long-chipping	- -	≤ 180 ≤ 180	245 165		0.0031 0.0031	0.0049 0.0049	0.0079 0.0079	0.0079 0.0079	0.0098 0.0098	0.0124 0.0124	0.0157 0.0157		
Bronze, short-chipping	- ≤ 25	≤ 180 ≤ 255	150 130		0.0031 0.0025	0.0049 0.0039	0.0079 0.0063	0.0079 0.0063	0.0098 0.0079	0.0124 0.0098	0.0157 0.0124		
Bronze, long-chipping	≤ 25 ≤ 32	≤ 255 ≤ 301	80 65		0.0025 0.0025	0.0039 0.0039	0.0063 0.0063	0.0063 0.0063	0.0079 0.0079	0.0098 0.0098	0.0124 0.0124		
Duroplastics Thermoplastics Reinforced plastics - Kevlar Reinforced plastics - GFK / CFK			80 130		0.0025 0.0025	0.0039 0.0039	0.0063 0.0063	0.0063 0.0063	0.0079 0.0079	0.0098 0.0098	0.0124 0.0124		

Series # 1136

Material group	Hardness HRC	Hardness BHN	SFM	Feed Rate - IPR 1/16 in. 1.590 mm	1/8 in. 3.170 mm	1/4 in. 6.350 mm	3/8 in. 9.520 mm	1/2 in. 12.700 mm	5/8 in. 15.870 mm	3/4 in. 19.050 mm	1 in. 25.400 mm	1 1/4 in. 31.750 mm	1 1/2 in. 38.100 mm
Common structural steels	- ≤ 32	≤ 150 ≤ 301	115 100		0.0039 0.0031	0.0063 0.0049	0.0098 0.0079	0.0098 0.0079	0.0124 0.0098	0.0157 0.0124	0.0197 0.0157		
Free-cutting steels	≤ 25 ≤ 32	≤ 255 ≤ 301	130 130		0.0031 0.0031	0.0049 0.0049	0.0079 0.0079	0.0079 0.0079	0.0098 0.0098	0.0124 0.0124	0.0157 0.0157		
Unalloyed heat-treatable steels	≤ 20 ≤ 25 ≤ 32	≤ 220 ≤ 255 ≤ 301	115 115 100		0.0031 0.0031 0.0025	0.0049 0.0049 0.0039	0.0079 0.0079 0.0063	0.0079 0.0079 0.0063	0.0098 0.0098 0.0079	0.0124 0.0124 0.0098	0.0157 0.0157 0.0124		
Alloyed heat-treatable steels	≤ 32 ≤ 43	≤ 301 ≤ 402	70 55		0.0025 0.0020	0.0039 0.0031	0.0063 0.0049	0.0063 0.0049	0.0079 0.0063	0.0098 0.0079	0.0124 0.0098		
Unalloyed case hardened steels	≤ 25	≤ 255	110		0.0039	0.0063	0.0098	0.0098	0.0124	0.0157	0.0197		
Alloyed case hardened steels	≤ 32 ≤ 43	≤ 301 ≤ 402	65 50		0.0025 0.0020	0.0039 0.0031	0.0063 0.0049	0.0063 0.0049	0.0079 0.0063	0.0098 0.0079	0.0124 0.0098		
Nitriding steels	≤ 32 ≤ 43	≤ 301 ≤ 402	45 40		0.0025 0.0020	0.0039 0.0031	0.0063 0.0049	0.0063 0.0049	0.0079 0.0063	0.0098 0.0079	0.0124 0.0098		
Tool steels	≤ 25 ≤ 43	≤ 255 ≤ 402	60 40		0.0025 0.0020	0.0039 0.0031	0.0063 0.0049	0.0063 0.0049	0.0079 0.0063	0.0098 0.0079	0.0124 0.0098		
High speed steels	≤ 43	≤ 402	25		0.0020	0.0031	0.0049	0.0049	0.0063	0.0079	0.0098		
Spring steels	≤ 38	≤ 354	25		0.0016	0.0025	0.0039	0.0039	0.0049	0.0063	0.0079		
Hardened steels	≤ 48 ≤ 66	≤ 460 -											
Stainless steels, sulphured austenitic martensitic	≤ 28 ≤ 36 ≤ 46	≤ 273 ≤ 337 ≤ 435	40 35 35		0.0020 0.0020 0.0020	0.0031 0.0031 0.0031	0.0049 0.0049 0.0049	0.0049 0.0049 0.0049	0.0063 0.0063 0.0063	0.0079 0.0079 0.0079	0.0098 0.0098 0.0098		
Cast iron	≤ 23 ≤ 38	≤ 242 ≤ 354	110 110		0.0039 0.0039	0.0063 0.0063	0.0098 0.0098	0.0098 0.0098	0.0124 0.0124	0.0157 0.0157	0.0197 0.0197		
Spheroidal graphite iron and malleable cast iron	≤ 23 ≤ 38	≤ 242 ≤ 354	100 80		0.0039 0.0039	0.0063 0.0063	0.0098 0.0098	0.0098 0.0098	0.0124 0.0124	0.0157 0.0157	0.0197 0.0197		
Chilled cast iron	≤ 38	≤ 354											
New cast materials GGV	≤ 20 ≤ 32	≤ 220 ≤ 301											
New cast materials ADI	≤ 32 ≤ 43	≤ 301 ≤ 402											
Special alloys	≤ 54	≤ 549	20		0.0013	0.0020	0.0031	0.0031	0.0039	0.0049	0.0063		
Ti and Ti-alloys	≤ 25 ≤ 43	≤ 255 ≤ 402	25 20		0.0016 0.0016	0.0025 0.0025	0.0039 0.0039	0.0039 0.0039	0.0049 0.0049	0.0063 0.0063	0.0079 0.0079		
Aluminium and Al-alloys	-	≤ 120	260		0.0049	0.0079	0.0124	0.0124	0.0157	0.0197	0.0248		
Al wrought alloys	-	≤ 200	260		0.0049	0.0079	0.0124	0.0124	0.0157	0.0197	0.0248		
Al cast alloys ≤ 10 % Si ≤ 24 % Si	- -	≤ 180 ≤ 180	195 195		0.0049 0.0039	0.0079 0.0063	0.0124 0.0098	0.0124 0.0098	0.0157 0.0124	0.0197 0.0157	0.0248 0.0197		
Magnesium alloys	-	≤ 120	230		0.0039	0.0063	0.0098	0.0098	0.0124	0.0157	0.0197		
Copper, low-alloyed	-	≤ 150	215		0.0031	0.0049	0.0079	0.0079	0.0098	0.0124	0.0157		
Brass, short-chipping long-chipping	- -	≤ 180 ≤ 180	230 150		0.0031 0.0031	0.0049 0.0049	0.0079 0.0079	0.0079 0.0079	0.0098 0.0098	0.0124 0.0124	0.0157 0.0157		
Bronze, short-chipping	- ≤ 25	≤ 180 ≤ 255	115 110		0.0025 0.0025	0.0039 0.0039	0.0063 0.0063	0.0063 0.0063	0.0079 0.0079	0.0098 0.0098	0.0124 0.0124		
Bronze, long-chipping	≤ 25 ≤ 32	≤ 255 ≤ 301	65 50		0.0025 0.0025	0.0039 0.0039	0.0063 0.0063	0.0063 0.0063	0.0079 0.0079	0.0098 0.0098	0.0124 0.0124		
Duroplastics Thermoplastics Reinforced plastics - Kevlar Reinforced plastics - GFK / CFK			70 120		0.0025 0.0031	0.0039 0.0049	0.0063 0.0079	0.0063 0.0079	0.0079 0.0098	0.0098 0.0124	0.0124 0.0157		

Series # 1183

Material group	Hardness HRC	Hardness BHN	SFM	Feed Rate - IPR 1/16 in. 1.590 mm	1/8 in. 3.170 mm	1/4 in. 6.350 mm	3/8 in. 9.520 mm	1/2 in. 12.700 mm	5/8 in. 15.870 mm	3/4 in. 19.050 mm	1 in. 25.400 mm	1 1/4 in. 31.750 mm	1 1/2 in. 38.100 mm
Common structural steels	-	≤ 150	360		0.0050	0.0080	0.0100	0.0125	0.0125	0.0140			
	≤ 32	≤ 301	295		0.0040	0.0065	0.0080	0.0100	0.0100	0.0110			
Free-cutting steels	≤ 25	≤ 255	425		0.0065	0.0100	0.0125	0.0160	0.0160	0.0180			
	≤ 32	≤ 301	360		0.0065	0.0100	0.0125	0.0160	0.0160	0.0180			
Unalloyed heat-treatable steels	≤ 20	≤ 220	325		0.0065	0.0100	0.0125	0.0160	0.0160	0.0180			
	≤ 25	≤ 255	310		0.0050	0.0080	0.0100	0.0125	0.0125	0.0140			
	≤ 32	≤ 301	295		0.0050	0.0080	0.0100	0.0125	0.0125	0.0140			
Alloyed heat-treatable steels	≤ 32	≤ 301	295		0.0050	0.0080	0.0100	0.0125	0.0125	0.0140			
	≤ 43	≤ 402	260		0.0050	0.0080	0.0100	0.0125	0.0125	0.0140			
Unalloyed case hardened steels	≤ 25	≤ 255	360		0.0065	0.0100	0.0125	0.0160	0.0160	0.0180			
Alloyed case hardened steels	≤ 32	≤ 301	295		0.0050	0.0080	0.0100	0.0125	0.0125	0.0140			
	≤ 43	≤ 402	210		0.0030	0.0050	0.0065	0.0080	0.0080	0.0090			
Nitriding steels	≤ 32	≤ 301	260		0.0050	0.0080	0.0100	0.0125	0.0125	0.0140			
	≤ 43	≤ 402	245		0.0030	0.0050	0.0065	0.0080	0.0080	0.0090			
Tool steels	≤ 25	≤ 255	180		0.0040	0.0065	0.0080	0.0100	0.0100	0.0110			
	≤ 43	≤ 402	130		0.0030	0.0050	0.0065	0.0080	0.0080	0.0090			
High speed steels	≤ 43	≤ 402	145		0.0025	0.0040	0.0050	0.0065	0.0065	0.0070			
Spring steels	≤ 38	≤ 354	145		0.0020	0.0030	0.0040	0.0050	0.0050	0.0055			
Hardened steels	≤ 48	≤ 460											
	≤ 66	-											
Stainless steels, sulphured	≤ 28	≤ 273	145		0.0030	0.0050	0.0065	0.0080	0.0080	0.0090			
austenitic	≤ 36	≤ 337	130		0.0030	0.0050	0.0065	0.0080	0.0080	0.0090			
martensitic	≤ 46	≤ 435	110		0.0030	0.0050	0.0065	0.0080	0.0080	0.0090			
Cast iron	≤ 23	≤ 242	620		0.0080	0.0125	0.0160	0.0200	0.0200	0.0220			
	≤ 38	≤ 354	360		0.0080	0.0125	0.0160	0.0200	0.0200	0.0220			
Spheroidal graphite iron and	≤ 23	≤ 242	360		0.0080	0.0125	0.0160	0.0200	0.0200	0.0220			
malleable cast iron	≤ 38	≤ 354	310		0.0065	0.0100	0.0125	0.0160	0.0160	0.0180			
Chilled cast iron	≤ 38	≤ 354											
New cast materials GGV	≤ 20	≤ 220											
	≤ 32	≤ 301											
New cast materials ADI	≤ 32	≤ 301											
	≤ 43	≤ 402											
Special alloys	≤ 54	≤ 549											
Ti and Ti-alloys	≤ 25	≤ 255											
	≤ 43	≤ 402											
Aluminium and Al-alloys	-	≤ 120	785		0.0080	0.0125	0.0160	0.0200	0.0200	0.0220			
Al wrought alloys	-	≤ 200	785		0.0080	0.0125	0.0160	0.0200	0.0200	0.0220			
Al cast alloys ≤ 10 % Si	-	≤ 180	655		0.0080	0.0125	0.0160	0.0200	0.0200	0.0220			
≤ 24 % Si	-	≤ 180	555		0.0080	0.0125	0.0160	0.0200	0.0200	0.0220			
Magnesium alloys	-	≤ 120											
Copper, low-alloyed	-	≤ 150											
Brass, short-chipping	-	≤ 180											
long-chipping	-	≤ 180											
Bronze, short-chipping	-	≤ 180											
	≤ 25	≤ 255											
Bronze, long-chipping	≤ 25	≤ 255											
	≤ 32	≤ 301											
Duroplastics													
Thermoplastics													
Reinforced plastics - Kevlar													
Reinforced plastics - GFK / CFK													

Series # 1184

Material group	Hardness HRC	Hardness BHN	SFM	Feed Rate - IPR 1/16 in. 1.590 mm	1/8 in. 3.170 mm	1/4 in. 6.350 mm	3/8 in. 9.520 mm	1/2 in. 12.700 mm	5/8 in. 15.870 mm	3/4 in. 19.050 mm	1 in. 25.400 mm	1 1/4 in. 31.750 mm	1 1/2 in. 38.100 mm
Common structural steels	-	≤ 150	330		0.0050	0.0080	0.0100	0.0125	0.0140	0.0160			
	≤ 32	≤ 301	280		0.0040	0.0065	0.0080	0.0100	0.0110	0.0125			
Free-cutting steels	≤ 25	≤ 255	360		0.0065	0.0100	0.0125	0.0160	0.0180	0.0200			
	≤ 32	≤ 301	280		0.0050	0.0080	0.0100	0.0125	0.0140	0.0160			
Unalloyed heat-treatable steels	≤ 20	≤ 220	260		0.0050	0.0080	0.0100	0.0125	0.0140	0.0160			
	≤ 25	≤ 255	280		0.0050	0.0080	0.0100	0.0125	0.0140	0.0160			
	≤ 32	≤ 301	260		0.0050	0.0080	0.0100	0.0125	0.0140	0.0160			
Alloyed heat-treatable steels	≤ 32	≤ 301	260		0.0050	0.0080	0.0100	0.0125	0.0140	0.0160			
	≤ 43	≤ 402	245		0.0040	0.0065	0.0080	0.0100	0.0110	0.0125			
Unalloyed case hardened steels	≤ 25	≤ 255	330		0.0065	0.0100	0.0125	0.0160	0.0180	0.0200			
Alloyed case hardened steels	≤ 32	≤ 301	295		0.0050	0.0080	0.0100	0.0125	0.0140	0.0160			
	≤ 43	≤ 402	215		0.0030	0.0050	0.0065	0.0080	0.0090	0.0100			
Nitriding steels	≤ 32	≤ 301	245		0.0040	0.0065	0.0080	0.0100	0.0110	0.0125			
	≤ 43	≤ 402	230		0.0030	0.0050	0.0065	0.0080	0.0090	0.0100			
Tool steels	≤ 25	≤ 255	165		0.0050	0.0080	0.0100	0.0125	0.0140	0.0160			
	≤ 43	≤ 402	130		0.0030	0.0050	0.0065	0.0080	0.0090	0.0100			
High speed steels	≤ 43	≤ 402											
Spring steels	≤ 38	≤ 354	115		0.0020	0.0030	0.0040	0.0050	0.0055	0.0065			
Hardened steels	≤ 48	≤ 460											
	≤ 66	-											
Stainless steels, sulphured	≤ 28	≤ 273	95		0.0025	0.0040	0.0050	0.0065	0.0065	0.0080			
austenitic	≤ 36	≤ 337	90		0.0025	0.0040	0.0050	0.0065	0.0065	0.0080			
martensitic	≤ 46	≤ 435	90		0.0020	0.0030	0.0040	0.0050	0.0050	0.0065			
Cast iron	≤ 23	≤ 242	525		0.0065	0.0100	0.0125	0.0160	0.0180	0.0200			
	≤ 38	≤ 354	395		0.0050	0.0080	0.0100	0.0125	0.0140	0.0160			
Spheroidal graphite iron and	≤ 23	≤ 242	395		0.0050	0.0080	0.0100	0.0125	0.0140	0.0160			
malleable cast iron	≤ 38	≤ 354	310		0.0050	0.0080	0.0100	0.0125	0.0140	0.0160			
Chilled cast iron	≤ 38	≤ 354											
New cast materials GGV	≤ 20	≤ 220											
	≤ 32	≤ 301											
New cast materials ADI	≤ 32	≤ 301											
	≤ 43	≤ 402											
Special alloys	≤ 54	≤ 549											
Ti and Ti-alloys	≤ 25	≤ 255											
	≤ 43	≤ 402											
Aluminium and Al-alloys	-	≤ 120	655		0.0080	0.0125	0.0160	0.0200	0.0220	0.0245			
Al wrought alloys	-	≤ 200	655		0.0080	0.0125	0.0160	0.0200	0.0220	0.0245			
Al cast alloys ≤ 10 % Si	-	≤ 180	560		0.0080	0.0125	0.0160	0.0200	0.0220	0.0245			
≤ 24 % Si	-	≤ 180	460		0.0065	0.0100	0.0125	0.0160	0.0180	0.0200			
Magnesium alloys	-	≤ 120											
Copper, low-alloyed	-	≤ 150											
Brass, short-chipping	-	≤ 180											
long-chipping	-	≤ 180											
Bronze, short-chipping	-	≤ 180											
	≤ 25	≤ 255											
Bronze, long-chipping	≤ 25	≤ 255											
	≤ 32	≤ 301											
Duroplastics													
Thermoplastics													
Reinforced plastics - Kevlar													
Reinforced plastics - GFK / CFK													

Series # 1221

Material group	Hardness HRC	Hardness BHN	SFM	Feed Rate - IPR 1/16 in. 1.590 mm	1/8 in. 3.170 mm	1/4 in. 6.350 mm	3/8 in. 9.520 mm	1/2 in. 12.700 mm	5/8 in. 15.870 mm	3/4 in. 19.050 mm	1 in. 25.400 mm	1 1/4 in. 31.750 mm	1 1/2 in. 38.100 mm
Common structural steels	-	≤ 150											
	≤ 32	≤ 301											
Free-cutting steels	≤ 25	≤ 255											
	≤ 32	≤ 301	130	0.0017	0.0050	0.0080	0.0100	0.0125					
Unalloyed heat-treatable steels	≤ 20	≤ 220											
	≤ 25	≤ 255											
	≤ 32	≤ 301	70	0.0015	0.0040	0.0065	0.0080	0.0100					
Alloyed heat-treatable steels	≤ 32	≤ 301	85	0.0015	0.0040	0.0065	0.0080	0.0100					
	≤ 43	≤ 402	65	0.0012	0.0030	0.0050	0.0065	0.0080					
Unalloyed case hardened steels	≤ 25	≤ 255	180	0.0020	0.0065	0.0100	0.0125	0.0160					
Alloyed case hardened steels	≤ 32	≤ 301	70	0.0015	0.0040	0.0065	0.0080	0.0100					
	≤ 43	≤ 402	55	0.0012	0.0030	0.0050	0.0065	0.0080					
Nitriding steels	≤ 32	≤ 301	65	0.0015	0.0040	0.0065	0.0080	0.0100					
	≤ 43	≤ 402	45	0.0012	0.0030	0.0050	0.0065	0.0080					
Tool steels	≤ 25	≤ 255	85	0.0015	0.0040	0.0065	0.0080	0.0100					
	≤ 43	≤ 402	45	0.0012	0.0030	0.0050	0.0065	0.0080					
High speed steels	≤ 43	≤ 402	45	0.0012	0.0030	0.0050	0.0065	0.0080					
Spring steels	≤ 38	≤ 354	35	0.0010	0.0025	0.0040	0.0050	0.0065					
Hardened steels	≤ 48	≤ 460											
	≤ 66	-											
Stainless steels, sulphured	≤ 28	≤ 273	65	0.0015	0.0040	0.0065	0.0080	0.0100					
austenitic	≤ 36	≤ 337											
martensitic	≤ 46	≤ 435	55	0.0012	0.0030	0.0050	0.0065	0.0080					
Cast iron	≤ 23	≤ 242											
	≤ 38	≤ 354											
Spheroidal graphite iron and malleable cast iron	≤ 23	≤ 242											
	≤ 38	≤ 354											
Chilled cast iron	≤ 38	≤ 354											
New cast materials GGV	≤ 20	≤ 220											
	≤ 32	≤ 301											
New cast materials ADI	≤ 32	≤ 301											
	≤ 43	≤ 402											
Special alloys	≤ 54	≤ 549											
Ti and Ti-alloys	≤ 25	≤ 255											
	≤ 43	≤ 402											
Aluminium and Al-alloys	-	≤ 120											
Al wrought alloys	-	≤ 200											
Al cast alloys ≤ 10 % Si	-	≤ 180											
≤ 24 % Si	-	≤ 180											
Magnesium alloys	-	≤ 120											
Copper, low-alloyed	-	≤ 150											
Brass, short-chipping	-	≤ 180											
long-chipping	-	≤ 180											
Bronze, short-chipping	-	≤ 180											
	≤ 25	≤ 255											
Bronze, long-chipping	≤ 25	≤ 255											
	≤ 32	≤ 301											
Duroplastics													
Thermoplastics													
Reinforced plastics - Kevlar													
Reinforced plastics - GFK / CFK													

Series # 1223

Material group	Hardness HRC	Hardness BHN	SFM	Feed Rate - IPR 1/16 in. 1.590 mm	1/8 in. 3.170 mm	1/4 in. 6.350 mm	3/8 in. 9.520 mm	1/2 in. 12.700 mm	5/8 in. 15.870 mm	3/4 in. 19.050 mm	1 in. 25.400 mm	1 1/4 in. 31.750 mm	1 1/2 in. 38.100 mm
Common structural steels	-	≤ 150											
	≤ 32	≤ 301											
Free-cutting steels	≤ 25	≤ 255											
	≤ 32	≤ 301	130		0.0040	0.0065	0.0080	0.0100					
Unalloyed heat-treatable steels	≤ 20	≤ 220											
	≤ 25	≤ 255											
	≤ 32	≤ 301											
Alloyed heat-treatable steels	≤ 32	≤ 301											
	≤ 43	≤ 402											
Unalloyed case hardened steels	≤ 25	≤ 255											
Alloyed case hardened steels	≤ 32	≤ 301											
	≤ 43	≤ 402											
Nitriding steels	≤ 32	≤ 301											
	≤ 43	≤ 402											
Tool steels	≤ 25	≤ 255											
	≤ 43	≤ 402											
High speed steels	≤ 43	≤ 402											
Spring steels	≤ 38	≤ 354											
Hardened steels	≤ 48	≤ 460											
	≤ 66	-											
Stainless steels, sulphured	≤ 28	≤ 273											
austenitic	≤ 36	≤ 337											
martensitic	≤ 46	≤ 435											
Cast iron	≤ 23	≤ 242	180		0.0065	0.0100	0.0125	0.0160					
	≤ 38	≤ 354	130		0.0065	0.0100	0.0125	0.0160					
Spheroidal graphite iron and malleable cast iron	≤ 23	≤ 242	120		0.0065	0.0100	0.0125	0.0160					
	≤ 38	≤ 354	100		0.0065	0.0100	0.0125	0.0160					
Chilled cast iron	≤ 38	≤ 354											
New cast materials GGV	≤ 20	≤ 220											
	≤ 32	≤ 301											
New cast materials ADI	≤ 32	≤ 301											
	≤ 43	≤ 402											
Special alloys	≤ 54	≤ 549											
Ti and Ti-alloys	≤ 25	≤ 255											
	≤ 43	≤ 402											
Aluminium and Al-alloys	-	≤ 120	345		0.0080	0.0125	0.0160	0.0200					
Al wrought alloys	-	≤ 200	260		0.0080	0.0125	0.0160	0.0200					
Al cast alloys ≤ 10 % Si	-	≤ 180	340		0.0065	0.0100	0.0125	0.0160					
≤ 24 % Si	-	≤ 180	260		0.0065	0.0100	0.0125	0.0160					
Magnesium alloys	-	≤ 120	345		0.0065	0.0100	0.0125	0.0160					
Copper, low-alloyed	-	≤ 150	180		0.0050	0.0080	0.0100	0.0125					
Brass, short-chipping	-	≤ 180											
long-chipping	-	≤ 180											
Bronze, short-chipping	-	≤ 180											
	≤ 25	≤ 255											
Bronze, long-chipping	≤ 25	≤ 255	130		0.0040	0.0065	0.0080	0.0100					
	≤ 32	≤ 301	100		0.0040	0.0065	0.0080	0.0100					
Duroplastics			85		0.0040	0.0065	0.0080	0.0100					
Thermoplastics													
Reinforced plastics - Kevlar													
Reinforced plastics - GFK / CFK													

Series # 1242

Material group	Hardness HRC	Hardness BHN	SFM	Feed Rate - IPR 1/16 in. 1.590 mm	1/8 in. 3.170 mm	1/4 in. 6.350 mm	3/8 in. 9.520 mm	1/2 in. 12.700 mm	5/8 in. 15.870 mm	3/4 in. 19.050 mm	1 in. 25.400 mm	1 1/4 in. 31.750 mm	1 1/2 in. 38.100 mm
Common structural steels	- ≤ 32	≤ 150 ≤ 301	330 280		0.0050 0.0040	0.0080 0.0065	0.0100 0.0080	0.0125 0.0100	0.0140 0.0110	0.0160 0.0125			
Free-cutting steels	≤ 25 ≤ 32	≤ 255 ≤ 301	360 280		0.0065 0.0050	0.0100 0.0080	0.0125 0.0100	0.0160 0.0125	0.0180 0.0140	0.0200 0.0160			
Unalloyed heat-treatable steels	≤ 20 ≤ 25 ≤ 32	≤ 220 ≤ 255 ≤ 301	260 280 260		0.0050 0.0050 0.0050	0.0080 0.0080 0.0080	0.0100 0.0100 0.0100	0.0125 0.0125 0.0125	0.0140 0.0140 0.0140	0.0160 0.0160 0.0160			
Alloyed heat-treatable steels	≤ 32 ≤ 43	≤ 301 ≤ 402	260 245		0.0050 0.0040	0.0080 0.0065	0.0100 0.0080	0.0125 0.0100	0.0140 0.0110	0.0160 0.0125			
Unalloyed case hardened steels	≤ 25	≤ 255	330		0.0065	0.0100	0.0125	0.0160	0.0180	0.0200			
Alloyed case hardened steels	≤ 32 ≤ 43	≤ 301 ≤ 402	295 215		0.0050 0.0030	0.0080 0.0050	0.0100 0.0065	0.0125 0.0080	0.0140 0.0090	0.0160 0.0100			
Nitriding steels	≤ 32 ≤ 43	≤ 301 ≤ 402	245 230		0.0040 0.0030	0.0065 0.0050	0.0080 0.0065	0.0100 0.0080	0.0110 0.0090	0.0125 0.0100			
Tool steels	≤ 25 ≤ 43	≤ 255 ≤ 402	165 130		0.0050 0.0030	0.0080 0.0050	0.0100 0.0065	0.0125 0.0080	0.0140 0.0090	0.0160 0.0100			
High speed steels	≤ 43	≤ 402											
Spring steels	≤ 38	≤ 354	115		0.0020	0.0030	0.0040	0.0050	0.0055	0.0065			
Hardened steels	≤ 48 ≤ 66	≤ 460 -											
Stainless steels, sulphured austenitic martensitic	≤ 28 ≤ 36 ≤ 46	≤ 273 ≤ 337 ≤ 435	95 90 90		0.0025 0.0025 0.0020	0.0040 0.0040 0.0030	0.0050 0.0050 0.0040	0.0065 0.0065 0.0050	0.0065 0.0065 0.0050	0.0080 0.0080 0.0065			
Cast iron	≤ 23 ≤ 38	≤ 242 ≤ 354	525 395		0.0065 0.0050	0.0100 0.0080	0.0125 0.0100	0.0160 0.0125	0.0180 0.0140	0.0200 0.0160			
Spheroidal graphite iron and malleable cast iron	≤ 23 ≤ 38	≤ 242 ≤ 354	395 310		0.0050 0.0050	0.0080 0.0080	0.0100 0.0100	0.0125 0.0125	0.0140 0.0140	0.0160 0.0160			
Chilled cast iron	≤ 38	≤ 354											
New cast materials GGV	≤ 20 ≤ 32	≤ 220 ≤ 301											
New cast materials ADI	≤ 32 ≤ 43	≤ 301 ≤ 402											
Special alloys	≤ 54	≤ 549											
Ti and Ti-alloys	≤ 25 ≤ 43	≤ 255 ≤ 402											
Aluminium and Al-alloys	-	≤ 120	655		0.0080	0.0125	0.0160	0.0200	0.0220	0.0245			
Al wrought alloys	-	≤ 200	655		0.0080	0.0125	0.0160	0.0200	0.0220	0.0245			
Al cast alloys ≤ 10 % Si ≤ 24 % Si	- -	≤ 180 ≤ 180	560 460		0.0080 0.0065	0.0125 0.0100	0.0160 0.0125	0.0200 0.0160	0.0220 0.0180	0.0245 0.0200			
Magnesium alloys	-	≤ 120											
Copper, low-alloyed	-	≤ 150											
Brass, short-chipping long-chipping	- -	≤ 180 ≤ 180											
Bronze, short-chipping	- ≤ 25	≤ 180 ≤ 255											
Bronze, long-chipping	≤ 25 ≤ 32	≤ 255 ≤ 301											
Duroplastics Thermoplastics Reinforced plastics - Kevlar Reinforced plastics - GFK / CFK													

Series # 1243

Material group	Hardness HRC	Hardness BHN	SFM	Feed Rate - IPR 1/16 in. 1.590 mm	1/8 in. 3.170 mm	1/4 in. 6.350 mm	3/8 in. 9.520 mm	1/2 in. 12.700 mm	5/8 in. 15.870 mm	3/4 in. 19.050 mm	1 in. 25.400 mm	1 1/4 in. 31.750 mm	1 1/2 in. 38.100 mm
Common structural steels	- ≤ 32	≤ 150 ≤ 301	330 280		0.0050 0.0040	0.0080 0.0065	0.0100 0.0080	0.0125 0.0100	0.0140 0.0110	0.0160 0.0125			
Free-cutting steels	≤ 25 ≤ 32	≤ 255 ≤ 301	360 280		0.0065 0.0050	0.0100 0.0080	0.0125 0.0100	0.0160 0.0125	0.0180 0.0140	0.0200 0.0160			
Unalloyed heat-treatable steels	≤ 20 ≤ 25 ≤ 32	≤ 220 ≤ 255 ≤ 301	260 280 260		0.0050 0.0050 0.0050	0.0080 0.0080 0.0080	0.0100 0.0100 0.0100	0.0125 0.0125 0.0125	0.0140 0.0140 0.0140	0.0160 0.0160 0.0160			
Alloyed heat-treatable steels	≤ 32 ≤ 43	≤ 301 ≤ 402	260 245		0.0050 0.0040	0.0080 0.0065	0.0100 0.0080	0.0125 0.0100	0.0140 0.0110	0.0160 0.0125			
Unalloyed case hardened steels	≤ 25	≤ 255	330		0.0065	0.0100	0.0125	0.0160	0.0180	0.0200			
Alloyed case hardened steels	≤ 32 ≤ 43	≤ 301 ≤ 402	295 215		0.0050 0.0030	0.0080 0.0050	0.0100 0.0065	0.0125 0.0080	0.0140 0.0090	0.0160 0.0100			
Nitriding steels	≤ 32 ≤ 43	≤ 301 ≤ 402	245 230		0.0040 0.0030	0.0065 0.0050	0.0080 0.0065	0.0100 0.0080	0.0110 0.0090	0.0125 0.0100			
Tool steels	≤ 25 ≤ 43	≤ 255 ≤ 402	165 130		0.0050 0.0030	0.0080 0.0050	0.0100 0.0065	0.0125 0.0080	0.0140 0.0090	0.0160 0.0100			
High speed steels	≤ 43	≤ 402											
Spring steels	≤ 38	≤ 354	115		0.0020	0.0030	0.0040	0.0050	0.0055	0.0065			
Hardened steels	≤ 48 ≤ 66	≤ 460 -											
Stainless steels, sulphured austenitic martensitic	≤ 28 ≤ 36 ≤ 46	≤ 273 ≤ 337 ≤ 435	95 90 90		0.0025 0.0025 0.0020	0.0040 0.0040 0.0030	0.0050 0.0050 0.0040	0.0065 0.0065 0.0050	0.0065 0.0065 0.0050	0.0080 0.0080 0.0065			
Cast iron	≤ 23 ≤ 38	≤ 242 ≤ 354	525 395		0.0065 0.0050	0.0100 0.0080	0.0125 0.0100	0.0160 0.0125	0.0180 0.0140	0.0200 0.0160			
Spheroidal graphite iron and malleable cast iron	≤ 23 ≤ 38	≤ 242 ≤ 354	395 310		0.0050 0.0050	0.0080 0.0080	0.0100 0.0100	0.0125 0.0125	0.0140 0.0140	0.0160 0.0160			
Chilled cast iron	≤ 38	≤ 354											
New cast materials GGV	≤ 20 ≤ 32	≤ 220 ≤ 301											
New cast materials ADI	≤ 32 ≤ 43	≤ 301 ≤ 402											
Special alloys	≤ 54	≤ 549											
Ti and Ti-alloys	≤ 25 ≤ 43	≤ 255 ≤ 402											
Aluminium and Al-alloys	-	≤ 120	655		0.0080	0.0125	0.0160	0.0200	0.0220	0.0245			
Al wrought alloys	-	≤ 200	655		0.0080	0.0125	0.0160	0.0200	0.0220	0.0245			
Al cast alloys ≤ 10 % Si ≤ 24 % Si	- -	≤ 180 ≤ 180	560 460		0.0080 0.0065	0.0125 0.0100	0.0160 0.0125	0.0200 0.0160	0.0220 0.0180	0.0245 0.0200			
Magnesium alloys	-	≤ 120											
Copper, low-alloyed	-	≤ 150											
Brass, short-chipping long-chipping	- -	≤ 180 ≤ 180											
Bronze, short-chipping	- ≤ 25	≤ 180 ≤ 255											
Bronze, long-chipping	≤ 25 ≤ 32	≤ 255 ≤ 301											
Duroplastics Thermoplastics Reinforced plastics - Kevlar Reinforced plastics - GFK / CFK													

Series # 1452

Material group	Hardness HRC	Hardness BHN	SFM	Feed Rate - IPR 1/16 in. 1.590 mm	1/8 in. 3.170 mm	1/4 in. 6.350 mm	3/8 in. 9.520 mm	1/2 in. 12.700 mm	5/8 in. 15.870 mm	3/4 in. 19.050 mm	1 in. 25.400 mm	1 1/4 in. 31.750 mm	1 1/2 in. 38.100 mm
Common structural steels	- ≤ 32	≤ 150 ≤ 301	280 250		0.0030 0.0025	0.0050 0.0040	0.0065 0.0050	0.0080 0.0065	0.0080 0.0065				
Free-cutting steels	≤ 25 ≤ 32	≤ 255 ≤ 301	300 220		0.0040 0.0030	0.0065 0.0050	0.0080 0.0065	0.0100 0.0080	0.0100 0.0080				
Unalloyed heat-treatable steels	≤ 20 ≤ 25 ≤ 32	≤ 220 ≤ 255 ≤ 301	195 185 170		0.0030 0.0030 0.0030	0.0050 0.0050 0.0050	0.0065 0.0065 0.0065	0.0080 0.0080 0.0080	0.0080 0.0080 0.0080				
Alloyed heat-treatable steels	≤ 32 ≤ 43	≤ 301 ≤ 402	170 140		0.0030 0.0025	0.0050 0.0040	0.0065 0.0050	0.0080 0.0065	0.0080 0.0065				
Unalloyed case hardened steels	≤ 25	≤ 255	195		0.0040	0.0065	0.0080	0.0100	0.0100				
Alloyed case hardened steels	≤ 32 ≤ 43	≤ 301 ≤ 402	170 140		0.0030 0.0025	0.0050 0.0040	0.0065 0.0050	0.0080 0.0065	0.0080 0.0065				
Nitriding steels	≤ 32 ≤ 43	≤ 301 ≤ 402	185 155		0.0025 0.0025	0.0040 0.0040	0.0050 0.0050	0.0065 0.0065	0.0065 0.0065				
Tool steels	≤ 25 ≤ 43	≤ 255 ≤ 402	95 80		0.0025 0.0025	0.0040 0.0040	0.0050 0.0050	0.0065 0.0065	0.0065 0.0065				
High speed steels	≤ 43	≤ 402	70		0.0020	0.0030	0.0040	0.0050	0.0050				
Spring steels	≤ 38	≤ 354											
Hardened steels	≤ 48 ≤ 66	≤ 460 -											
Stainless steels, sulphured austenitic martensitic	≤ 28 ≤ 36 ≤ 46	≤ 273 ≤ 337 ≤ 435	55 55 40		0.0030 0.0030 0.0025	0.0050 0.0050 0.0040	0.0065 0.0065 0.0050	0.0080 0.0080 0.0065	0.0080 0.0080 0.0065				
Cast iron	≤ 23 ≤ 38	≤ 242 ≤ 354	360 255		0.0050 0.0050	0.0080 0.0080	0.0100 0.0100	0.0125 0.0125	0.0125 0.0125				
Spheroidal graphite iron and malleable cast iron	≤ 23 ≤ 38	≤ 242 ≤ 354	255 230		0.0050 0.0050	0.0080 0.0080	0.0100 0.0100	0.0125 0.0125	0.0125 0.0125				
Chilled cast iron	≤ 38	≤ 354											
New cast materials GGV	≤ 20 ≤ 32	≤ 220 ≤ 301											
New cast materials ADI	≤ 32 ≤ 43	≤ 301 ≤ 402											
Special alloys	≤ 54	≤ 549											
Ti and Ti-alloys	≤ 25 ≤ 43	≤ 255 ≤ 402	50 40		0.0030 0.0025	0.0050 0.0040	0.0065 0.0050	0.0080 0.0065	0.0080 0.0065				
Aluminium and Al-alloys	-	≤ 120	435		0.0065	0.0100	0.0125	0.0160	0.0160				
Al wrought alloys	-	≤ 200	360		0.0050	0.0080	0.0100	0.0125	0.0125				
Al cast alloys ≤ 10 % Si ≤ 24 % Si	- -	≤ 180 ≤ 180	435 360		0.0065 0.0050	0.0100 0.0080	0.0125 0.0100	0.0160 0.0125	0.0160 0.0125				
Magnesium alloys	-	≤ 120	510		0.0050	0.0080	0.0100	0.0125	0.0125				
Copper, low-alloyed	-	≤ 150											
Brass, short-chipping long-chipping	- -	≤ 180 ≤ 180	535 500		0.0050 0.0040	0.0080 0.0065	0.0100 0.0080	0.0125 0.0100	0.0125 0.0100				
Bronze, short-chipping	- ≤ 25	≤ 180 ≤ 255											
Bronze, long-chipping	≤ 25 ≤ 32	≤ 255 ≤ 301											
Duroplastics Thermoplastics Reinforced plastics - Kevlar Reinforced plastics - GFK / CFK													

Series # 1662

Material group	Hardness HRC	Hardness BHN	SFM	Feed Rate - IPR 1/16 in. 1.590 mm	1/8 in. 3.170 mm	1/4 in. 6.350 mm	3/8 in. 9.520 mm	1/2 in. 12.700 mm	5/8 in. 15.870 mm	3/4 in. 19.050 mm	1 in. 25.400 mm	1 1/4 in. 31.750 mm	1 1/2 in. 38.100 mm
Common structural steels	- ≤ 32	≤ 150 ≤ 301	360 295		0.0050 0.0040	0.0080 0.0065	0.0100 0.0080	0.0125 0.0100	0.0125 0.0100	0.0140 0.0110	0.0160 0.0125		
Free-cutting steels	≤ 25 ≤ 32	≤ 255 ≤ 301	425 360		0.0065 0.0065	0.0100 0.0100	0.0125 0.0125	0.0160 0.0160	0.0160 0.0160	0.0180 0.0180	0.0200 0.0200		
Unalloyed heat-treatable steels	≤ 20 ≤ 25 ≤ 32	≤ 220 ≤ 255 ≤ 301	325 310 295		0.0065 0.0050 0.0050	0.0100 0.0080 0.0080	0.0125 0.0100 0.0100	0.0160 0.0125 0.0125	0.0160 0.0125 0.0125	0.0180 0.0140 0.0140	0.0200 0.0160 0.0160		
Alloyed heat-treatable steels	≤ 32 ≤ 43	≤ 301 ≤ 402	295 260		0.0050 0.0050	0.0080 0.0080	0.0100 0.0100	0.0125 0.0125	0.0125 0.0125	0.0140 0.0140	0.0160 0.0160		
Unalloyed case hardened steels	≤ 25	≤ 255	360		0.0065	0.0100	0.0125	0.0160	0.0160	0.0180	0.0200		
Alloyed case hardened steels	≤ 32 ≤ 43	≤ 301 ≤ 402	295 210		0.0050 0.0030	0.0080 0.0050	0.0100 0.0065	0.0125 0.0080	0.0125 0.0080	0.0140 0.0090	0.0160 0.0100		
Nitriding steels	≤ 32 ≤ 43	≤ 301 ≤ 402	260 245		0.0050 0.0030	0.0080 0.0050	0.0100 0.0065	0.0125 0.0080	0.0125 0.0080	0.0140 0.0090	0.0160 0.0100		
Tool steels	≤ 25 ≤ 43	≤ 255 ≤ 402	180 130		0.0040 0.0030	0.0065 0.0050	0.0080 0.0065	0.0100 0.0080	0.0100 0.0080	0.0110 0.0090	0.0125 0.0100		
High speed steels	≤ 43	≤ 402	145		0.0025	0.0040	0.0050	0.0065	0.0065	0.0070	0.0080		
Spring steels	≤ 38	≤ 354	145		0.0020	0.0030	0.0040	0.0050	0.0050	0.0055	0.0065		
Hardened steels	≤ 48 ≤ 66	≤ 460 -	130 80		0.0020 0.0015	0.0030 0.0025	0.0040 0.0030	0.0050 0.0040	0.0050 0.0040	0.0055 0.0045	0.0065 0.0050		
Stainless steels, sulphured austenitic martensitic	≤ 28 ≤ 36 ≤ 46	≤ 273 ≤ 337 ≤ 435	145 130 110		0.0030 0.0030 0.0030	0.0050 0.0050 0.0050	0.0065 0.0065 0.0065	0.0080 0.0080 0.0080	0.0080 0.0080 0.0080	0.0090 0.0090 0.0090	0.0100 0.0100 0.0100		
Cast iron	≤ 23 ≤ 38	≤ 242 ≤ 354	620 360		0.0080 0.0080	0.0125 0.0125	0.0160 0.0160	0.0200 0.0200	0.0200 0.0200	0.0220 0.0220	0.0245 0.0245		
Spheroidal graphite iron and malleable cast iron	≤ 23 ≤ 38	≤ 242 ≤ 354	360 310		0.0080 0.0065	0.0125 0.0100	0.0160 0.0125	0.0200 0.0160	0.0200 0.0160	0.0220 0.0180	0.0245 0.0200		
Chilled cast iron	≤ 38	≤ 354	95		0.0020	0.0030	0.0040	0.0050	0.0050	0.0055	0.0065		
New cast materials GGV	≤ 20 ≤ 32	≤ 220 ≤ 301											
New cast materials ADI	≤ 32 ≤ 43	≤ 301 ≤ 402											
Special alloys	≤ 54	≤ 549	80		0.0025	0.0040	0.0050	0.0065	0.0065	0.0070	0.0080		
Ti and Ti-alloys	≤ 25 ≤ 43	≤ 255 ≤ 402	110 95		0.0025 0.0020	0.0040 0.0030	0.0050 0.0040	0.0065 0.0050	0.0065 0.0050	0.0070 0.0055	0.0080 0.0065		
Aluminium and Al-alloys	-	≤ 120	785		0.0080	0.0125	0.0160	0.0200	0.0200	0.0220	0.0245		
Al wrought alloys	-	≤ 200	785		0.0080	0.0125	0.0160	0.0200	0.0200	0.0220	0.0245		
Al cast alloys ≤ 10 % Si ≤ 24 % Si	- -	≤ 180 ≤ 180	655 555		0.0080 0.0080	0.0125 0.0125	0.0160 0.0160	0.0200 0.0200	0.0200 0.0200	0.0220 0.0220	0.0245 0.0245		
Magnesium alloys	-	≤ 120	750		0.0065	0.0100	0.0125	0.0160	0.0160	0.0180	0.0200		
Copper, low-alloyed	-	≤ 150	310		0.0050	0.0080	0.0100	0.0125	0.0125	0.0140	0.0160		
Brass, short-chipping long-chipping	- -	≤ 180 ≤ 180	820 555		0.0065 0.0050	0.0100 0.0080	0.0125 0.0100	0.0160 0.0125	0.0160 0.0125	0.0180 0.0140	0.0200 0.0160		
Bronze, short-chipping	- ≤ 25	≤ 180 ≤ 255	310 260		0.0050 0.0040	0.0080 0.0065	0.0100 0.0080	0.0125 0.0100	0.0125 0.0100	0.0140 0.0110	0.0160 0.0125		
Bronze, long-chipping	≤ 25 ≤ 32	≤ 255 ≤ 301	225 195		0.0040 0.0040	0.0065 0.0065	0.0080 0.0080	0.0100 0.0100	0.0100 0.0100	0.0110 0.0110	0.0125 0.0125		
Duroplastics Thermoplastics Reinforced plastics - Kevlar Reinforced plastics - GFK / CFK													

Series # 1702

Material group	Hardness HRC	Hardness BHN	SFM	Feed Rate - IPR 1/16 in. 1.590 mm	1/8 in. 3.170 mm	1/4 in. 6.350 mm	3/8 in. 9.520 mm	1/2 in. 12.700 mm	5/8 in. 15.870 mm	3/4 in. 19.050 mm	1 in. 25.400 mm	1 1/4 in. 31.750 mm	1 1/2 in. 38.100 mm
Common structural steels	- ≤ 32	≤ 150 ≤ 301	325 275		0.0050 0.0040	0.0080 0.0065	0.0100 0.0080	0.0125 0.0100	0.0125 0.0100				
Free-cutting steels	≤ 25 ≤ 32	≤ 255 ≤ 301	360 275		0.0065 0.0050	0.0100 0.0080	0.0125 0.0100	0.0160 0.0125	0.0160 0.0125				
Unalloyed heat-treatable steels	≤ 20 ≤ 25 ≤ 32	≤ 220 ≤ 255 ≤ 301	295 275 260		0.0050 0.0050 0.0050	0.0080 0.0080 0.0080	0.0100 0.0100 0.0100	0.0125 0.0125 0.0125	0.0125 0.0125 0.0125				
Alloyed heat-treatable steels	≤ 32 ≤ 43	≤ 301 ≤ 402	260 245		0.0050 0.0040	0.0080 0.0065	0.0100 0.0080	0.0125 0.0100	0.0125 0.0100				
Unalloyed case hardened steels	≤ 25	≤ 255	325		0.0065	0.0100	0.0125	0.0160	0.0160				
Alloyed case hardened steels	≤ 32 ≤ 43	≤ 301 ≤ 402	295 210		0.0050 0.0030	0.0080 0.0050	0.0100 0.0065	0.0125 0.0080	0.0125 0.0080				
Nitriding steels	≤ 32 ≤ 43	≤ 301 ≤ 402	245 225		0.0040 0.0030	0.0065 0.0050	0.0080 0.0065	0.0100 0.0080	0.0100 0.0080				
Tool steels	≤ 25 ≤ 43	≤ 255 ≤ 402	160 130		0.0040 0.0030	0.0065 0.0050	0.0080 0.0065	0.0100 0.0080	0.0100 0.0080				
High speed steels	≤ 43	≤ 402	130		0.0025	0.0040	0.0050	0.0065	0.0065				
Spring steels	≤ 38	≤ 354	110		0.0020	0.0030	0.0040	0.0050	0.0050				
Hardened steels	≤ 48 ≤ 66	≤ 460 -	110 65		0.0020 0.0015	0.0030 0.0025	0.0040 0.0030	0.0050 0.0040	0.0050 0.0040				
Stainless steels, sulphured austenitic martensitic	≤ 28 ≤ 36 ≤ 46	≤ 273 ≤ 337 ≤ 435	115 110 110		0.0025 0.0025 0.0020	0.0040 0.0040 0.0030	0.0050 0.0050 0.0040	0.0065 0.0065 0.0050	0.0065 0.0065 0.0050				
Cast iron	≤ 23 ≤ 38	≤ 242 ≤ 354	520 390		0.0065 0.0065	0.0100 0.0100	0.0125 0.0125	0.0160 0.0160	0.0160 0.0160				
Spheroidal graphite iron and malleable cast iron	≤ 23 ≤ 38	≤ 242 ≤ 354	390 310		0.0065 0.0065	0.0100 0.0100	0.0125 0.0125	0.0160 0.0160	0.0160 0.0160				
Chilled cast iron	≤ 38	≤ 354	80		0.0020	0.0030	0.0040	0.0050	0.0050				
New cast materials GGV	≤ 20 ≤ 32	≤ 220 ≤ 301											
New cast materials ADI	≤ 32 ≤ 43	≤ 301 ≤ 402											
Special alloys	≤ 54	≤ 549	65		0.0025	0.0040	0.0050	0.0065	0.0065				
Ti and Ti-alloys	≤ 25 ≤ 43	≤ 255 ≤ 402	95 80		0.0020 0.0020	0.0030 0.0030	0.0040 0.0040	0.0050 0.0050	0.0050 0.0050				
Aluminium and Al-alloys	-	≤ 120	655		0.0080	0.0125	0.0160	0.0200	0.0200				
Al wrought alloys	-	≤ 200	655		0.0080	0.0125	0.0160	0.0200	0.0200				
Al cast alloys ≤ 10 % Si ≤ 24 % Si	- -	≤ 180 ≤ 180	555 455		0.0080 0.0065	0.0125 0.0100	0.0160 0.0125	0.0200 0.0160	0.0200 0.0160				
Magnesium alloys	-	≤ 120	655		0.0065	0.0100	0.0125	0.0160	0.0160				
Copper, low-alloyed	-	≤ 150	260		0.0050	0.0080	0.0100	0.0125	0.0125				
Brass, short-chipping long-chipping	- -	≤ 180 ≤ 180	685 455		0.0065 0.0050	0.0100 0.0080	0.0125 0.0100	0.0160 0.0125	0.0160 0.0125				
Bronze, short-chipping	- ≤ 25	≤ 180 ≤ 255	260 210		0.0040 0.0040	0.0065 0.0065	0.0080 0.0080	0.0100 0.0100	0.0100 0.0100				
Bronze, long-chipping	≤ 25 ≤ 32	≤ 255 ≤ 301	195 145		0.0030 0.0030	0.0050 0.0050	0.0065 0.0065	0.0080 0.0080	0.0080 0.0080				
Duroplastics Thermoplastics Reinforced plastics - Kevlar Reinforced plastics - GFK / CFK													

Series # 2458

Material group	Hardness HRC	Hardness BHN	SFM	Feed Rate - IPR 1/16 in. 1.590 mm	1/8 in. 3.170 mm	1/4 in. 6.350 mm	3/8 in. 9.520 mm	1/2 in. 12.700 mm	5/8 in. 15.870 mm	3/4 in. 19.050 mm	1 in. 25.400 mm	1 1/4 in. 31.750 mm	1 1/2 in. 38.100 mm
Common structural steels	- ≤ 32	≤ 150 ≤ 301											
Free-cutting steels	≤ 25 ≤ 32	≤ 255 ≤ 301											
Unalloyed heat-treatable steels	≤ 20 ≤ 25 ≤ 32	≤ 220 ≤ 255 ≤ 301											
Alloyed heat-treatable steels	≤ 32 ≤ 43	≤ 301 ≤ 402											
Unalloyed case hardened steels	≤ 25	≤ 255											
Alloyed case hardened steels	≤ 32 ≤ 43	≤ 301 ≤ 402	75	0.0010	0.0025	0.0040	0.0050	0.0065	0.0065				
Nitriding steels	≤ 32 ≤ 43	≤ 301 ≤ 402	65	0.0010	0.0025	0.0040	0.0050	0.0065	0.0065				
Tool steels	≤ 25 ≤ 43	≤ 255 ≤ 402	55	0.0010	0.0025	0.0040	0.0050	0.0065	0.0065				
High speed steels	≤ 43	≤ 402	55	0.0010	0.0025	0.0040	0.0050	0.0065	0.0065				
Spring steels	≤ 38	≤ 354	40	0.0007	0.0020	0.0030	0.0040	0.0050	0.0050				
Hardened steels	≤ 48 ≤ 66	≤ 460 -	20	0.0005	0.0015	0.0025	0.0030	0.0040	0.0040				
Stainless steels, sulphured austenitic martensitic	≤ 28 ≤ 36 ≤ 46	≤ 273 ≤ 337 ≤ 435	75 60 65	0.0012 0.0010 0.0010	0.0030 0.0025 0.0025	0.0050 0.0040 0.0040	0.0065 0.0050 0.0050	0.0080 0.0065 0.0065	0.0080 0.0065 0.0065				
Cast iron	≤ 23 ≤ 38	≤ 242 ≤ 354											
Spheroidal graphite iron and malleable cast iron	≤ 23 ≤ 38	≤ 242 ≤ 354											
Chilled cast iron	≤ 38	≤ 354	40	0.0010	0.0025	0.0040	0.0050	0.0065	0.0065				
New cast materials GGV	≤ 20 ≤ 32	≤ 220 ≤ 301											
New cast materials ADI	≤ 32 ≤ 43	≤ 301 ≤ 402											
Special alloys	≤ 54	≤ 549	30	0.0005	0.0015	0.0025	0.0030	0.0040	0.0040				
Ti and Ti-alloys	≤ 25 ≤ 43	≤ 255 ≤ 402	50 30	0.0007 0.0007	0.0020 0.0020	0.0030 0.0030	0.0040 0.0040	0.0050 0.0050	0.0050 0.0050				
Aluminium and Al-alloys	-	≤ 120											
Al wrought alloys	-	≤ 200											
Al cast alloys ≤ 10 % Si ≤ 24 % Si	- -	≤ 180 ≤ 180											
Magnesium alloys	-	≤ 120											
Copper, low-alloyed	-	≤ 150											
Brass, short-chipping long-chipping	- -	≤ 180 ≤ 180											
Bronze, short-chipping	- ≤ 25	≤ 180 ≤ 255											
Bronze, long-chipping	≤ 25 ≤ 32	≤ 255 ≤ 301	100	0.0012	0.0030	0.0050	0.0065	0.0080	0.0080				
Duroplastics Thermoplastics Reinforced plastics - Kevlar Reinforced plastics - GFK / CFK													

Series # 2463

Material group	Hardness HRC	Hardness BHN	SFM	Feed Rate - IPR 1/16 in. 1.590 mm	1/8 in. 3.170 mm	1/4 in. 6.350 mm	3/8 in. 9.520 mm	1/2 in. 12.700 mm	5/8 in. 15.870 mm	3/4 in. 19.050 mm	1 in. 25.400 mm	1 1/4 in. 31.750 mm	1 1/2 in. 38.100 mm
Common structural steels	- ≤ 32	≤ 150 ≤ 301	340 300	0.0015 0.0015	0.0040 0.0040	0.0065 0.0065	0.0080 0.0080	0.0100 0.0100					
Free-cutting steels	≤ 25 ≤ 32	≤ 255 ≤ 301	340 300	0.0017 0.0015	0.0050 0.0040	0.0080 0.0065	0.0100 0.0080	0.0125 0.0100					
Unalloyed heat-treatable steels	≤ 20 ≤ 25 ≤ 32	≤ 220 ≤ 255 ≤ 301	340 300 255	0.0015 0.0015 0.0015	0.0040 0.0040 0.0040	0.0065 0.0065 0.0065	0.0080 0.0080 0.0080	0.0100 0.0100 0.0100					
Alloyed heat-treatable steels	≤ 32 ≤ 43	≤ 301 ≤ 402	255	0.0015	0.0040	0.0065	0.0080	0.0100					
Unalloyed case hardened steels	≤ 25	≤ 255	340	0.0017	0.0050	0.0080	0.0100	0.0125					
Alloyed case hardened steels	≤ 32 ≤ 43	≤ 301 ≤ 402	255	0.0015	0.0040	0.0065	0.0080	0.0100					
Nitriding steels	≤ 32 ≤ 43	≤ 301 ≤ 402	215	0.0015	0.0040	0.0065	0.0080	0.0100					
Tool steels	≤ 25 ≤ 43	≤ 255 ≤ 402	215	0.0012	0.0030	0.0050	0.0065	0.0080					
High speed steels	≤ 43	≤ 402											
Spring steels	≤ 38	≤ 354	105	0.0010	0.0025	0.0040	0.0050	0.0065					
Hardened steels	≤ 48 ≤ 66	≤ 460 -	85	0.0012	0.0030	0.0050	0.0065	0.0080					
Stainless steels, sulphured austenitic martensitic	≤ 28 ≤ 36 ≤ 46	≤ 273 ≤ 337 ≤ 435	105 105 105	0.0015 0.0012 0.0012	0.0040 0.0030 0.0030	0.0065 0.0050 0.0050	0.0080 0.0065 0.0065	0.0100 0.0080 0.0080					
Cast iron	≤ 23 ≤ 38	≤ 242 ≤ 354	385 340	0.0015 0.0015	0.0040 0.0040	0.0065 0.0065	0.0080 0.0080	0.0100 0.0100					
Spheroidal graphite iron and malleable cast iron	≤ 23 ≤ 38	≤ 242 ≤ 354	300 340	0.0015 0.0015	0.0040 0.0040	0.0065 0.0065	0.0080 0.0080	0.0100 0.0100					
Chilled cast iron	≤ 38	≤ 354											
New cast materials GGV	≤ 20 ≤ 32	≤ 220 ≤ 301											
New cast materials ADI	≤ 32 ≤ 43	≤ 301 ≤ 402											
Special alloys	≤ 54	≤ 549	65	0.0010	0.0025	0.0040	0.0050	0.0065					
Ti and Ti-alloys	≤ 25 ≤ 43	≤ 255 ≤ 402	85 65	0.0012 0.0010	0.0030 0.0025	0.0050 0.0040	0.0065 0.0050	0.0080 0.0065					
Aluminium and Al-alloys	-	≤ 120	855	0.0025	0.0080	0.0125	0.0160	0.0200					
Al wrought alloys	-	≤ 200	855	0.0025	0.0080	0.0125	0.0160	0.0200					
Al cast alloys ≤ 10 % Si ≤ 24 % Si	- -	≤ 180 ≤ 180	640 510	0.0020 0.0020	0.0065 0.0065	0.0100 0.0100	0.0125 0.0125	0.0160 0.0160					
Magnesium alloys	-	≤ 120	770	0.0017	0.0050	0.0080	0.0100	0.0125					
Copper, low-alloyed	-	≤ 150	340	0.0017	0.0050	0.0080	0.0100	0.0125					
Brass, short-chipping long-chipping	- -	≤ 180 ≤ 180	770 770	0.0017 0.0017	0.0050 0.0050	0.0080 0.0080	0.0100 0.0100	0.0125 0.0125					
Bronze, short-chipping	- ≤ 25	≤ 180 ≤ 255	510 510	0.0017 0.0017	0.0050 0.0050	0.0080 0.0080	0.0100 0.0100	0.0125 0.0125					
Bronze, long-chipping	≤ 25 ≤ 32	≤ 255 ≤ 301	300 215	0.0015 0.0012	0.0040 0.0030	0.0065 0.0050	0.0080 0.0065	0.0100 0.0080					
Duroplastics Thermoplastics Reinforced plastics - Kevlar Reinforced plastics - GFK / CFK			215 170 340	0.0015 0.0012 0.0012	0.0040 0.0030 0.0030	0.0065 0.0050 0.0050	0.0080 0.0065 0.0065	0.0100 0.0080 0.0080					

Series # 2464

Material group	Hardness HRC	Hardness BHN	SFM	Feed Rate - IPR 1/16 in. 1.590 mm	1/8 in. 3.170 mm	1/4 in. 6.350 mm	3/8 in. 9.520 mm	1/2 in. 12.700 mm	5/8 in. 15.870 mm	3/4 in. 19.050 mm	1 in. 25.400 mm	1 1/4 in. 31.750 mm	1 1/2 in. 38.100 mm
Common structural steels	- ≤ 32	≤ 150 ≤ 301	330 295	0.0015 0.0015	0.0040 0.0040	0.0065 0.0065	0.0080 0.0080	0.0100 0.0100					
Free-cutting steels	≤ 25 ≤ 32	≤ 255 ≤ 301	330 295	0.0017 0.0015	0.0050 0.0040	0.0080 0.0065	0.0100 0.0080	0.0125 0.0100					
Unalloyed heat-treatable steels	≤ 20 ≤ 25 ≤ 32	≤ 220 ≤ 255 ≤ 301	330 295 260	0.0015 0.0015 0.0015	0.0040 0.0040 0.0040	0.0065 0.0065 0.0065	0.0080 0.0080 0.0080	0.0100 0.0100 0.0100					
Alloyed heat-treatable steels	≤ 32 ≤ 43	≤ 301 ≤ 402	260	0.0015	0.0040	0.0065	0.0080	0.0100					
Unalloyed case hardened steels	≤ 25	≤ 255	330	0.0017	0.0050	0.0080	0.0100	0.0125					
Alloyed case hardened steels	≤ 32 ≤ 43	≤ 301 ≤ 402	260	0.0015	0.0040	0.0065	0.0080	0.0100					
Nitriding steels	≤ 32 ≤ 43	≤ 301 ≤ 402	215	0.0015	0.0040	0.0065	0.0080	0.0100					
Tool steels	≤ 25 ≤ 43	≤ 255 ≤ 402	215	0.0012	0.0030	0.0050	0.0065	0.0080					
High speed steels	≤ 43	≤ 402											
Spring steels	≤ 38	≤ 354	100	0.0010	0.0025	0.0040	0.0050	0.0065					
Hardened steels	≤ 48 ≤ 66	≤ 460 -	80	0.0012	0.0030	0.0050	0.0065	0.0080					
Stainless steels, sulphured austenitic martensitic	≤ 28 ≤ 36 ≤ 46	≤ 273 ≤ 337 ≤ 435	100 100 100	0.0015 0.0012 0.0012	0.0040 0.0030 0.0030	0.0065 0.0050 0.0050	0.0080 0.0065 0.0065	0.0100 0.0080 0.0080					
Cast iron	≤ 23 ≤ 38	≤ 242 ≤ 354	375 360	0.0015 0.0015	0.0040 0.0040	0.0065 0.0065	0.0080 0.0080	0.0100 0.0100					
Spheroidal graphite iron and malleable cast iron	≤ 23 ≤ 38	≤ 242 ≤ 354	295 260	0.0015 0.0015	0.0040 0.0040	0.0065 0.0065	0.0080 0.0080	0.0100 0.0100					
Chilled cast iron	≤ 38	≤ 354											
New cast materials GGV	≤ 20 ≤ 32	≤ 220 ≤ 301											
New cast materials ADI	≤ 32 ≤ 43	≤ 301 ≤ 402											
Special alloys	≤ 54	≤ 549	65	0.0010	0.0025	0.0040	0.0050	0.0065					
Ti and Ti-alloys	≤ 25 ≤ 43	≤ 255 ≤ 402	80 65	0.0012 0.0010	0.0030 0.0025	0.0050 0.0040	0.0065 0.0050	0.0080 0.0065					
Aluminium and Al-alloys	-	≤ 120	855	0.0025	0.0080	0.0125	0.0160	0.0200					
Al wrought alloys	-	≤ 200	855	0.0025	0.0080	0.0125	0.0160	0.0200					
Al cast alloys ≤ 10 % Si ≤ 24 % Si	- -	≤ 180 ≤ 180	640 510	0.0020 0.0020	0.0065 0.0065	0.0100 0.0100	0.0125 0.0125	0.0160 0.0160					
Magnesium alloys	-	≤ 120	770	0.0017	0.0050	0.0080	0.0100	0.0125					
Copper, low-alloyed	-	≤ 150	340	0.0017	0.0050	0.0080	0.0100	0.0125					
Brass, short-chipping long-chipping	- -	≤ 180 ≤ 180	770 770	0.0017 0.0170	0.0050 0.0050	0.0080 0.0080	0.0100 0.0100	0.0125 0.0125					
Bronze, short-chipping	- ≤ 25	≤ 180 ≤ 255	510 510	0.0017 0.0017	0.0050 0.0050	0.0080 0.0080	0.0100 0.0100	0.0125 0.0125					
Bronze, long-chipping	≤ 25 ≤ 32	≤ 255 ≤ 301	300 215	0.0015 0.0012	0.0040 0.0030	0.0065 0.0050	0.0080 0.0065	0.0100 0.0080					
Duroplastics Thermoplastics Reinforced plastics - Kevlar Reinforced plastics - GFK / CFK			165 215 330	0.0015 0.0012 0.0012	0.0040 0.0030 0.0030	0.0065 0.0050 0.0050	0.0080 0.0065 0.0065	0.0100 0.0080 0.0080					

Insert 2485 - Body 5242

Material group	Hardness HRC	Hardness BHN	SFM	Feed Rate - IPR ≤16.000 mm	41/64 - 25/32 in. 16.001 - 20.000 mm	51/64 - 31/32 in. 20.001 - 25.000 mm	63/64 - 1 17/64 in. 25.001 - 31.500 mm	1 1/4 - 1 9/16 in. 31.501 - 40.000 mm	1 37/64 - 1 61/64 in. 40.001 - 50.000 mm
Common structural steels	-	≤ 150	430	0.0100	0.0125	0.0160	0.0160	0.0200	0.0250
	≤ 32	≤ 301	365	0.0080	0.0100	0.0125	0.0125	0.0160	0.0200
Free-cutting steels	≤ 25	≤ 255	430	0.0125	0.0160	0.0200	0.0200	0.0250	0.0315
	≤ 32	≤ 301	365	0.0100	0.0125	0.0160	0.0160	0.0200	0.0250
Unalloyed heat-treatable steels	≤ 20	≤ 220	430	0.0100	0.0125	0.0160	0.0160	0.0200	0.0250
	≤ 25	≤ 255	410	0.0100	0.0125	0.0160	0.0160	0.0200	0.0250
	≤ 32	≤ 301	365	0.0080	0.0100	0.0125	0.0125	0.0160	0.0200
Alloyed heat-treatable steels	≤ 32	≤ 301	365	0.0100	0.0125	0.0160	0.0160	0.0200	0.0250
	≤ 43	≤ 402	300	0.0080	0.0100	0.0125	0.0125	0.0160	0.0200
Unalloyed case hardened steels	≤ 25	≤ 255	430	0.0125	0.0160	0.0200	0.0200	0.0250	0.0315
Alloyed case hardened steels	≤ 32	≤ 301	365	0.0100	0.0125	0.0160	0.0160	0.0200	0.0250
	≤ 43	≤ 402	230	0.0065	0.0080	0.0100	0.0100	0.0125	0.0160
Nitriding steels	≤ 32	≤ 301	345	0.0080	0.0100	0.0125	0.0125	0.0160	0.0200
	≤ 43	≤ 402	230	0.0065	0.0080	0.0100	0.0100	0.0125	0.0160
Tool steels	≤ 25	≤ 255	185	0.0080	0.0100	0.0125	0.0125	0.0160	0.0200
	≤ 43	≤ 402	165	0.0065	0.0080	0.0100	0.0100	0.0125	0.0160
High speed steels	≤ 43	≤ 402	185	0.0050	0.0065	0.0080	0.0080	0.0100	0.0125
Spring steels	≤ 38	≤ 354	165	0.0040	0.0050	0.0065	0.0065	0.0080	0.0100
Hardened steels	≤ 48	≤ 460	85	0.0040	0.0050	0.0065	0.0065	0.0080	0.0100
Stainless steels, sulphured	≤ 28	≤ 273	185	0.0050	0.0065	0.0080	0.0080	0.0100	0.0125
austenitic	≤ 36	≤ 337	135	0.0050	0.0065	0.0080	0.0080	0.0100	0.0125
martensitic	≤ 46	≤ 435	115	0.0050	0.0065	0.0080	0.0080	0.0100	0.0125
Cast iron	≤ 23	≤ 242	685	0.0125	0.0160	0.0200	0.0200	0.0250	0.0315
	≤ 38	≤ 354	505	0.0125	0.0160	0.0200	0.0200	0.0250	0.0315
Spheroidal graphite iron and	≤ 23	≤ 242	505	0.0125	0.0160	0.0200	0.0200	0.0250	0.0315
malleable cast iron	≤ 38	≤ 354	425	0.0100	0.0125	0.0160	0.0160	0.0200	0.0250
Chilled cast iron	≤ 38	≤ 354	115	0.0040	0.0050	0.0065	0.0065	0.0080	0.0100
Special alloys	≤ 54	≤ 549	85	0.0040	0.0050	0.0065	0.0065	0.0080	0.0100
Ti and Ti-alloys	≤ 25	≤ 255	135	0.0050	0.0065	0.0080	0.0080	0.0100	0.0125
	≤ 43	≤ 402	115	0.0040	0.0050	0.0065	0.0065	0.0080	0.0100
Aluminium and Al-alloys	-	≤ 120	955	0.0125	0.0160	0.0200	0.0200	0.0250	0.0315
Al wrought alloys	-	≤ 200	855	0.0125	0.0160	0.0200	0.0200	0.0250	0.0315
Al cast alloys ≤ 10 % Si	-	≤ 180	770	0.0125	0.0160	0.0200	0.0200	0.0250	0.0315
≤ 24 % Si	-	≤ 180	635	0.0125	0.0160	0.0200	0.0200	0.0250	0.0315
Magnesium alloys	-	≤ 120	850	0.0125	0.0160	0.0200	0.0200	0.0250	0.0315
Copper, low-alloyed	-	≤ 150	340	0.0100	0.0125	0.0160	0.0160	0.0200	0.0250
Brass, short-chipping	-	≤ 180	885	0.0125	0.0160	0.0200	0.0200	0.0250	0.0315
long-chipping	-	≤ 180	590	0.0100	0.0125	0.0160	0.0160	0.0200	0.0250
Bronze, short-chipping	-	≤ 180	340	0.0100	0.0125	0.0160	0.0160	0.0200	0.0250
	≤ 25	≤ 255	275	0.0100	0.0125	0.0160	0.0160	0.0200	0.0250
Bronze, long-chipping	≤ 25	≤ 255	210	0.0100	0.0125	0.0160	0.0160	0.0200	0.0250
	≤ 32	≤ 301	180	0.0080	0.0100	0.0125	0.0125	0.0160	0.0200
Duroplastics			340	0.0080	0.0100	0.0125	0.0125	0.0160	0.0200
Thermoplastics			340	0.0080	0.0100	0.0125	0.0125	0.0160	0.0200
Reinforced plastics - Kevlar			340	0.0080	0.0100	0.0125	0.0125	0.0160	0.0200
Reinforced plastics - GFK / CFK			340	0.0080	0.0100	0.0125	0.0125	0.0160	0.0200

Insert 2485 - Body 5243

Material group	Hardness HRC	Hardness BHN	SFM	Feed Rate - IPR ≤16.000 mm	41/64 - 25/32 in. 16.001 - 20.000 mm	51/64 - 31/32 in. 20.001 - 25.000 mm	63/64 - 1 17/64 in. 25.001 - 31.500 mm	1 1/4 - 1 9/16 in. 31.501 - 40.000 mm	1 37/64 - 1 61/64 in. 40.001 - 50.000 mm
Common structural steels	-	≤ 150	410	0.0100	0.0125	0.0160	0.0160	0.0200	0.0250
	≤ 32	≤ 301	345	0.0080	0.0100	0.0125	0.0125	0.0160	0.0200
Free-cutting steels	≤ 25	≤ 255	410	0.0125	0.0160	0.0200	0.0200	0.0250	0.0315
	≤ 32	≤ 301	345	0.0100	0.0125	0.0160	0.0160	0.0200	0.0250
Unalloyed heat-treatable steels	≤ 20	≤ 220	410	0.0100	0.0125	0.0160	0.0160	0.0200	0.0250
	≤ 25	≤ 255	395	0.0100	0.0125	0.0160	0.0160	0.0200	0.0250
	≤ 32	≤ 301	345	0.0080	0.0100	0.0125	0.0125	0.0160	0.0200
Alloyed heat-treatable steels	≤ 32	≤ 301	345	0.0100	0.0125	0.0160	0.0160	0.0200	0.0250
	≤ 43	≤ 402	280	0.0080	0.0100	0.0125	0.0125	0.0160	0.0200
Unalloyed case hardened steels	≤ 25	≤ 255	410	0.0125	0.0160	0.0200	0.0200	0.0250	0.0315
Alloyed case hardened steels	≤ 32	≤ 301	345	0.0100	0.0125	0.0160	0.0160	0.0200	0.0250
	≤ 43	≤ 402	230	0.0065	0.0080	0.0100	0.0100	0.0125	0.0160
Nitriding steels	≤ 32	≤ 301	345	0.0080	0.0100	0.0125	0.0125	0.0160	0.0200
	≤ 43	≤ 402	230	0.0065	0.0080	0.0100	0.0100	0.0125	0.0160
Tool steels	≤ 25	≤ 255	185	0.0080	0.0100	0.0125	0.0125	0.0160	0.0200
	≤ 43	≤ 402	165	0.0065	0.0080	0.0100	0.0100	0.0125	0.0160
High speed steels	≤ 43	≤ 402	185	0.0050	0.0065	0.0080	0.0080	0.0100	0.0125
Spring steels	≤ 38	≤ 354	165	0.0040	0.0050	0.0065	0.0065	0.0080	0.0100
Hardened steels	≤ 48	≤ 460	85	0.0040	0.0050	0.0065	0.0065	0.0080	0.0100
Stainless steels, sulphured	≤ 28	≤ 273	185	0.0050	0.0065	0.0080	0.0080	0.0100	0.0125
austenitic	≤ 36	≤ 337	135	0.0050	0.0065	0.0080	0.0080	0.0100	0.0125
martensitic	≤ 46	≤ 435	115	0.0050	0.0065	0.0080	0.0080	0.0100	0.0125
Cast iron	≤ 23	≤ 242	635	0.0125	0.0160	0.0200	0.0200	0.0250	0.0315
	≤ 38	≤ 354	475	0.0125	0.0160	0.0200	0.0200	0.0250	0.0315
Spheroidal graphite iron and	≤ 23	≤ 242	475	0.0125	0.0160	0.0200	0.0200	0.0250	0.0315
malleable cast iron	≤ 38	≤ 354	390	0.0100	0.0125	0.0160	0.0160	0.0200	0.0250
Chilled cast iron	≤ 38	≤ 354	115	0.0040	0.0050	0.0065	0.0065	0.0080	0.0100
Special alloys	≤ 54	≤ 549	85	0.0040	0.0050	0.0065	0.0065	0.0080	0.0100
Ti and Ti-alloys	≤ 25	≤ 255	135	0.0050	0.0065	0.0080	0.0080	0.0100	0.0125
	≤ 43	≤ 402	115	0.0040	0.0050	0.0065	0.0065	0.0080	0.0100
Aluminium and Al-alloys	-	≤ 120	855	0.0125	0.0160	0.0200	0.0200	0.0250	0.0315
Al wrought alloys	-	≤ 200	855	0.0125	0.0160	0.0200	0.0200	0.0250	0.0315
Al cast alloys ≤ 10 % Si	-	≤ 180	720	0.0125	0.0160	0.0200	0.0200	0.0250	0.0315
≤ 24 % Si	-	≤ 180	590	0.0125	0.0160	0.0200	0.0200	0.0250	0.0315
Magnesium alloys	-	≤ 120	850	0.0125	0.0160	0.0200	0.0200	0.0250	0.0315
Copper, low-alloyed	-	≤ 150	340	0.0100	0.0125	0.0160	0.0160	0.0200	0.0250
Brass, short-chipping	-	≤ 180	885	0.0125	0.0160	0.0200	0.0200	0.0250	0.0315
long-chipping	-	≤ 180	590	0.0100	0.0125	0.0160	0.0160	0.0200	0.0250
Bronze, short-chipping	-	≤ 180	340	0.0100	0.0125	0.0160	0.0160	0.0200	0.0250
	≤ 25	≤ 255	275	0.0100	0.0125	0.0160	0.0160	0.0200	0.0250
Bronze, long-chipping	≤ 25	≤ 255	210	0.0100	0.0125	0.0160	0.0160	0.0200	0.0250
	≤ 32	≤ 301	180	0.0080	0.0100	0.0125	0.0125	0.0160	0.0200
Duroplastics			340	0.0080	0.0100	0.0125	0.0125	0.0160	0.0200
Thermoplastics			340	0.0080	0.0100	0.0125	0.0125	0.0160	0.0200
Reinforced plastics - Kevlar			340	0.0080	0.0100	0.0125	0.0125	0.0160	0.0200
Reinforced plastics - GFK / CFK			340	0.0080	0.0100	0.0125	0.0125	0.0160	0.0200

Insert 2485 - Body 5248

Material group	Hardness HRC	Hardness BHN	SFM	Feed Rate - IPR ≤16.000 mm	41/64 - 25/32 in. 16.001 - 20.000 mm	51/64 - 31/32 in. 20.001 - 25.000 mm	63/64 - 1 17/64 in. 25.001 - 31.500 mm	1 1/4 - 1 9/16 in. 31.501 - 40.000 mm	1 37/64 - 1 61/64 in. 40.001 - 50.000 mm
Common structural steels	-	≤ 150	395	0.0080	0.0100	0.0125	0.0125	0.0160	0.0200
	≤ 32	≤ 301	345	0.0065	0.0080	0.0100	0.0100	0.0125	0.0160
Free-cutting steels	≤ 25	≤ 255	395	0.0100	0.0125	0.0160	0.0160	0.0200	0.0250
	≤ 32	≤ 301	345	0.0080	0.0100	0.0125	0.0125	0.0160	0.0200
Unalloyed heat-treatable steels	≤ 20	≤ 220	395	0.0080	0.0100	0.0125	0.0125	0.0160	0.0200
	≤ 25	≤ 255	365	0.0080	0.0100	0.0125	0.0125	0.0160	0.0200
	≤ 32	≤ 301	330	0.0065	0.0080	0.0100	0.0100	0.0125	0.0160
Alloyed heat-treatable steels	≤ 32	≤ 301	330	0.0080	0.0100	0.0125	0.0125	0.0160	0.0200
	≤ 43	≤ 402	280	0.0065	0.0080	0.0100	0.0100	0.0125	0.0160
Unalloyed case hardened steels	≤ 25	≤ 255	395	0.0100	0.0125	0.0160	0.0160	0.0200	0.0250
Alloyed case hardened steels	≤ 32	≤ 301	330	0.0080	0.0100	0.0125	0.0125	0.0160	0.0200
	≤ 43	≤ 402	230	0.0065	0.0080	0.0100	0.0100	0.0125	0.0160
Nitriding steels	≤ 32	≤ 301	345	0.0065	0.0080	0.0100	0.0100	0.0125	0.0160
	≤ 43	≤ 402	230	0.0050	0.0065	0.0080	0.0080	0.0100	0.0125
Tool steels	≤ 25	≤ 255	185	0.0065	0.0080	0.0100	0.0100	0.0125	0.0160
	≤ 43	≤ 402	165	0.0050	0.0065	0.0080	0.0080	0.0100	0.0125
High speed steels	≤ 43	≤ 402	185	0.0040	0.0050	0.0065	0.0065	0.0080	0.0100
Spring steels	≤ 38	≤ 354	165	0.0040	0.0050	0.0065	0.0065	0.0080	0.0100
Hardened steels	≤ 48	≤ 460	85	0.0035	0.0040	0.0050	0.0065	0.0065	0.0080
Stainless steels, sulphured	≤ 28	≤ 273	185	0.0040	0.0050	0.0065	0.0065	0.0080	0.0100
austenitic	≤ 36	≤ 337	135	0.0040	0.0050	0.0065	0.0065	0.0080	0.0100
martensitic	≤ 46	≤ 435	115	0.0040	0.0050	0.0065	0.0065	0.0080	0.0100
Cast iron	≤ 23	≤ 242	635	0.0100	0.0125	0.0160	0.0160	0.0200	0.0250
	≤ 38	≤ 354	475	0.0100	0.0125	0.0160	0.0160	0.0200	0.0250
Spheroidal graphite iron and	≤ 23	≤ 242	475	0.0100	0.0125	0.0160	0.0160	0.0200	0.0250
malleable cast iron	≤ 38	≤ 354	390	0.0080	0.0100	0.0125	0.0125	0.0160	0.0200
Chilled cast iron	≤ 38	≤ 354	115	0.0040	0.0050	0.0065	0.0065	0.0080	0.0100
Special alloys	≤ 54	≤ 549	85	0.0035	0.0040	0.0050	0.0065	0.0065	0.0080
Ti and Ti-alloys	≤ 25	≤ 255	135	0.0040	0.0050	0.0065	0.0065	0.0080	0.0100
	≤ 43	≤ 402	115	0.0035	0.0040	0.0050	0.0065	0.0065	0.0080
Aluminium and Al-alloys	-	≤ 120	855	0.0100	0.0125	0.0160	0.0160	0.0200	0.0250
Al wrought alloys	-	≤ 200	855	0.0100	0.0125	0.0160	0.0160	0.0200	0.0250
Al cast alloys ≤ 10 % Si	-	≤ 180	720	0.0100	0.0125	0.0160	0.0160	0.0200	0.0250
≤ 24 % Si	-	≤ 180	590	0.0100	0.0125	0.0160	0.0160	0.0200	0.0250
Magnesium alloys	-	≤ 120	850	0.0100	0.0125	0.0160	0.0160	0.0200	0.0250
Copper, low-alloyed	-	≤ 150	340	0.0080	0.0100	0.0125	0.0125	0.0160	0.0200
Brass, short-chipping	-	≤ 180	885	0.0100	0.0125	0.0160	0.0160	0.0200	0.0250
long-chipping	-	≤ 180	590	0.0080	0.0100	0.0125	0.0125	0.0160	0.0200
Bronze, short-chipping	-	≤ 180	340	0.0080	0.0100	0.0125	0.0125	0.0160	0.0200
	≤ 25	≤ 255	275	0.0080	0.0100	0.0125	0.0125	0.0160	0.0200
Bronze, long-chipping	≤ 25	≤ 255	210	0.0080	0.0100	0.0125	0.0125	0.0160	0.0200
	≤ 32	≤ 301	180	0.0065	0.0080	0.0100	0.0100	0.0125	0.0160
Duroplastics			340	0.0065	0.0080	0.0100	0.0100	0.0125	0.0160
Thermoplastics			340	0.0065	0.0080	0.0100	0.0100	0.0125	0.0160
Reinforced plastics - Kevlar			340	0.0065	0.0080	0.0100	0.0100	0.0125	0.0160
Reinforced plastics - GFK / CFK			340	0.0065	0.0080	0.0100	0.0100	0.0125	0.0160

Note: When drilling from solid with #5248 holder, spot drilling (>140˚point angle to a depth

Series # 2601

Material group	Hardness HRC	Hardness BHN	SFM	Feed Rate - IPR 1/16 in. 1.590 mm	1/8 in. 3.170 mm	1/4 in. 6.350 mm	3/8 in. 9.520 mm	1/2 in. 12.700 mm	5/8 in. 15.870 mm	3/4 in. 19.050 mm	1 in. 25.400 mm	1 1/4 in. 31.750 mm	1 1/2 in. 38.100 mm
Common structural steels	-	≤ 150											
	≤ 32	≤ 301											
Free-cutting steels	≤ 25	≤ 255											
	≤ 32	≤ 301	185		0.0040	0.0065	0.0080	0.0100					
Unalloyed heat-treatable steels	≤ 20	≤ 220											
	≤ 25	≤ 255	185		0.0040	0.0065	0.0080	0.0100					
	≤ 32	≤ 301	100		0.0030	0.0050	0.0065	0.0080					
Alloyed heat-treatable steels	≤ 32	≤ 301	120		0.0030	0.0050	0.0065	0.0080					
	≤ 43	≤ 402	90		0.0025	0.0040	0.0050	0.0065					
Unalloyed case hardened steels	≤ 25	≤ 255											
Alloyed case hardened steels	≤ 32	≤ 301	105		0.0030	0.0050	0.0065	0.0080					
	≤ 43	≤ 402	80		0.0025	0.0040	0.0050	0.0065					
Nitriding steels	≤ 32	≤ 301	90		0.0030	0.0050	0.0065	0.0080					
	≤ 43	≤ 402	65		0.0025	0.0040	0.0050	0.0065					
Tool steels	≤ 25	≤ 255	120		0.0030	0.0050	0.0065	0.0080					
	≤ 43	≤ 402	65		0.0025	0.0040	0.0050	0.0065					
High speed steels	≤ 43	≤ 402	65		0.0025	0.0040	0.0050	0.0065					
Spring steels	≤ 38	≤ 354											
Hardened steels	≤ 48	≤ 460											
	≤ 66	-											
Stainless steels, sulphured	≤ 28	≤ 273	90		0.0030	0.0050	0.0065	0.0080					
austenitic	≤ 36	≤ 337											
martensitic	≤ 46	≤ 435	80		0.0025	0.0040	0.0050	0.0065					
Cast iron	≤ 23	≤ 242	235		0.0050	0.0080	0.0100	0.0125					
	≤ 38	≤ 354	185		0.0050	0.0080	0.0100	0.0125					
Spheroidal graphite iron and	≤ 23	≤ 242	200		0.0050	0.0080	0.0100	0.0125					
malleable cast iron	≤ 38	≤ 354	145		0.0050	0.0080	0.0100	0.0125					
Chilled cast iron	≤ 38	≤ 354	50		0.0025	0.0040	0.0050	0.0065					
New cast materials GGV	≤ 20	≤ 220											
	≤ 32	≤ 301											
New cast materials ADI	≤ 32	≤ 301											
	≤ 43	≤ 402											
Special alloys	≤ 54	≤ 549											
Ti and Ti-alloys	≤ 25	≤ 255											
	≤ 43	≤ 402											
Aluminium and Al-alloys	-	≤ 120											
Al wrought alloys	-	≤ 200											
Al cast alloys ≤ 10 % Si	-	≤ 180	460		0.0065	0.0100	0.0125	0.0160					
≤ 24 % Si	-	≤ 180	360		0.0040	0.0065	0.0080	0.0100					
Magnesium alloys	-	≤ 120											
Copper, low-alloyed	-	≤ 150	235		0.0040	0.0065	0.0080	0.0100					
Brass, short-chipping	-	≤ 180											
long-chipping	-	≤ 180	295		0.0040	0.0065	0.0080	0.0100					
Bronze, short-chipping	-	≤ 180											
	≤ 25	≤ 255											
Bronze, long-chipping	≤ 25	≤ 255	185		0.0030	0.0050	0.0065	0.0080					
	≤ 32	≤ 301	145		0.0030	0.0050	0.0065	0.0080					
Duroplastics			120		0.0030	0.0050	0.0065	0.0080					
Thermoplastics													
Reinforced plastics - Kevlar													
Reinforced plastics - GFK / CFK													

Series # 2602

Material group	Hardness HRC	Hardness BHN	SFM	Feed Rate - IPR 1/16 in. 1.590 mm	1/8 in. 3.170 mm	1/4 in. 6.350 mm	3/8 in. 9.520 mm	1/2 in. 12.700 mm	5/8 in. 15.870 mm	3/4 in. 19.050 mm	1 in. 25.400 mm	1 1/4 in. 31.750 mm	1 1/2 in. 38.100 mm
Common structural steels	- ≤ 32	≤ 150 ≤ 301											
Free-cutting steels	≤ 25 ≤ 32	≤ 255 ≤ 301	235		0.0040	0.0065	0.0080	0.0100					
Unalloyed heat-treatable steels	≤ 20 ≤ 25 ≤ 32	≤ 220 ≤ 255 ≤ 301	210 120		0.0040 0.0030	0.0065 0.0050	0.0080 0.0065	0.0100 0.0080					
Alloyed heat-treatable steels	≤ 32 ≤ 43	≤ 301 ≤ 402	145 120		0.0030 0.0025	0.0050 0.0040	0.0065 0.0050	0.0080 0.0065					
Unalloyed case hardened steels	≤ 25	≤ 255											
Alloyed case hardened steels	≤ 32 ≤ 43	≤ 301 ≤ 402	130 100		0.0030 0.0025	0.0050 0.0040	0.0065 0.0050	0.0080 0.0065					
Nitriding steels	≤ 32 ≤ 43	≤ 301 ≤ 402	120 85		0.0030 0.0025	0.0050 0.0040	0.0065 0.0050	0.0080 0.0065					
Tool steels	≤ 25 ≤ 43	≤ 255 ≤ 402	145 85		0.0030 0.0025	0.0050 0.0040	0.0065 0.0050	0.0080 0.0065					
High speed steels	≤ 43	≤ 402	85		0.0025	0.0040	0.0050	0.0065					
Spring steels	≤ 38	≤ 354											
Hardened steels	≤ 48 ≤ 66	≤ 460 -											
Stainless steels, sulphured austenitic martensitic	≤ 28 ≤ 36 ≤ 46	≤ 273 ≤ 337 ≤ 435	120 100		0.0030 0.0025	0.0050 0.0040	0.0065 0.0050	0.0080 0.0065					
Cast iron	≤ 23 ≤ 38	≤ 242 ≤ 354	295 235		0.0050 0.0050	0.0080 0.0080	0.0100 0.0100	0.0125 0.0125					
Spheroidal graphite iron and malleable cast iron	≤ 23 ≤ 38	≤ 242 ≤ 354	260 185		0.0050 0.0050	0.0080 0.0080	0.0100 0.0100	0.0125 0.0125					
Chilled cast iron	≤ 38	≤ 354	60		0.0025	0.0040	0.0050	0.0065					
New cast materials GGV	≤ 20 ≤ 32	≤ 220 ≤ 301											
New cast materials ADI	≤ 32 ≤ 43	≤ 301 ≤ 402											
Special alloys	≤ 54	≤ 549											
Ti and Ti-alloys	≤ 25 ≤ 43	≤ 255 ≤ 402											
Aluminium and Al-alloys	-	≤ 120											
Al wrought alloys	-	≤ 200											
Al cast alloys ≤ 10 % Si ≤ 24 % Si	- -	≤ 180 ≤ 180	560 460		0.0065 0.0040	0.0100 0.0065	0.0125 0.0080	0.0160 0.0100					
Magnesium alloys	-	≤ 120											
Copper, low-alloyed	-	≤ 150	295		0.0040	0.0065	0.0080	0.0100					
Brass, short-chipping long-chipping	- -	≤ 180 ≤ 180	340		0.0065	0.0080	0.0100	0.0100					
Bronze, short-chipping	- ≤ 25	≤ 180 ≤ 255											
Bronze, long-chipping	≤ 25 ≤ 32	≤ 255 ≤ 301	235 185		0.0030 0.0030	0.0050 0.0050	0.0065 0.0065	0.0080 0.0080					
Duroplastics Thermoplastics Reinforced plastics - Kevlar Reinforced plastics - GFK / CFK			145		0.0030	0.0050	0.0065	0.0080					

Insert 2747 - Body 5242

Material group	Hardness HRC	Hardness BHN	SFM	Feed Rate - IPR ≤16.000 mm	41/64 - 25/32 in. 16.001 - 20.000 mm	51/64 - 31/32 in. 20.001 - 25.000 mm	63/64 - 1 17/64 in. 25.001 - 31.500 mm	1 1/4 - 1 9/16 in. 31.501 - 40.000 mm	1 37/64 - 1 61/64 in. 40.001 - 50.000 mm
Common structural steels	- ≤ 32	≤ 150 ≤ 301							
Free-cutting steels	≤ 25 ≤ 32	≤ 255 ≤ 301							
Unalloyed heat-treatable steels	≤ 20 ≤ 25 ≤ 32	≤ 220 ≤ 255 ≤ 301							
Alloyed heat-treatable steels	≤ 32 ≤ 43	≤ 301 ≤ 402							
Unalloyed case hardened steels	≤ 25	≤ 255							
Alloyed case hardened steels	≤ 32 ≤ 43	≤ 301 ≤ 402							
Nitriding steels	≤ 32 ≤ 43	≤ 301 ≤ 402							
Tool steels	≤ 25 ≤ 43	≤ 255 ≤ 402							
High speed steels	≤ 43	≤ 402							
Spring steels	≤ 38	≤ 354							
Cast iron	≤ 23 ≤ 38	≤ 242 ≤ 354	325 260	0.0125 0.0125	0.0160 0.0160	0.0200 0.0200	0.0200 0.0200	0.0250 0.0250	0.0315 0.0315
Spheroidal graphite iron and malleable cast iron	≤ 23 ≤ 38	≤ 242 ≤ 354	260 230	0.0125 0.0100	0.0160 0.0125	0.0200 0.0160	0.0200 0.0160	0.0250 0.0200	0.0315 0.0250
Chilled cast iron	≤ 38	≤ 354	35	0.0040	0.0050	0.0065	0.0065	0.0080	0.0100
New cast materials GGV	≤ 20 ≤ 32	≤ 220 ≤ 301							
New cast materials ADI	≤ 32 ≤ 43	≤ 301 ≤ 402							
Special alloys	≤ 54	≤ 549							
Ti and Ti-alloys	≤ 25 ≤ 43	≤ 255 ≤ 402							
Aluminium and Al-alloys	-	≤ 120	660	0.0125	0.0160	0.0200	0.0200	0.0250	0.0315
Al wrought alloys	-	≤ 200	595	0.0125	0.0160	0.0200	0.0200	0.0250	0.0315
Al cast alloys ≤ 10 % Si ≤ 24 % Si	- -	≤ 180 ≤ 180	490 390	0.0125 0.0125	0.0160 0.0160	0.0200 0.0200	0.0200 0.0200	0.0250 0.0250	0.0315 0.0315
Magnesium alloys	-	≤ 120	590	0.0125	0.0160	0.0200	0.0200	0.0250	0.0315
Copper, low-alloyed	-	≤ 150	225	0.0100	0.0125	0.0160	0.0160	0.0200	0.0250
Brass, short-chipping long-chipping	- -	≤ 180 ≤ 180	585 390	0.0125 0.0100	0.0160 0.0125	0.0200 0.0160	0.0200 0.0160	0.0250 0.0200	0.0315 0.0250
Bronze, short-chipping	- ≤ 25	≤ 180 ≤ 255	230 160	0.0100 0.0100	0.0125 0.0125	0.0160 0.0160	0.0160 0.0160	0.0200 0.0200	0.0250 0.0250
Bronze, long-chipping	≤ 25 ≤ 32	≤ 255 ≤ 301	145 115	0.0100 0.0080	0.0125 0.0100	0.0160 0.0125	0.0160 0.0125	0.0200 0.0160	0.0250 0.0200
Duroplastics Thermoplastics Reinforced plastics - Kevlar Reinforced plastics - GFK / CFK			165 165 165 165	0.0080 0.0080 0.0080 0.0080	0.0100 0.0100 0.0100 0.0100	0.0125 0.0125 0.0125 0.0125	0.0125 0.0125 0.0125 0.0125	0.0160 0.0160 0.0160 0.0160	0.0200 0.0200 0.0200 0.0200

Insert 2747 - Body 5243

Material group	Hardness HRC	Hardness BHN	SFM	Feed Rate - IPR ≤16.000 mm	41/64 - 25/32 in. 16.001 - 20.000 mm	51/64 - 31/32 in. 20.001 - 25.000 mm	63/64 - 1 17/64 in. 25.001 - 31.500 mm	1 1/4 - 1 9/16 in. 31.501 - 40.000 mm	1 37/64 - 1 61/64 in. 40.001 - 50.000 mm
Common structural steels	- ≤ 32	≤ 150 ≤ 301							
Free-cutting steels	≤ 25 ≤ 32	≤ 255 ≤ 301							
Unalloyed heat-treatable steels	≤ 20 ≤ 25 ≤ 32	≤ 220 ≤ 255 ≤ 301							
Alloyed heat-treatable steels	≤ 32 ≤ 43	≤ 301 ≤ 402							
Unalloyed case hardened steels	≤ 25	≤ 255							
Alloyed case hardened steels	≤ 32 ≤ 43	≤ 301 ≤ 402							
Nitriding steels	≤ 32 ≤ 43	≤ 301 ≤ 402							
Tool steels	≤ 25 ≤ 43	≤ 255 ≤ 402							
High speed steels	≤ 43	≤ 402							
Spring steels	≤ 38	≤ 354							
Cast iron	≤ 23 ≤ 38	≤ 242 ≤ 354	295 230	0.0125 0.0125	0.0160 0.0160	0.0200 0.0200	0.0200 0.0200	0.0250 0.0250	0.0315 0.0315
Spheroidal graphite iron and malleable cast iron	≤ 23 ≤ 38	≤ 242 ≤ 354	230 195	0.0125 0.0100	0.0160 0.0125	0.0200 0.0160	0.0200 0.0160	0.0250 0.0200	0.0315 0.0250
Chilled cast iron	≤ 38	≤ 354	35	0.0040	0.0050	0.0065	0.0065	0.0080	0.0100
New cast materials GGV	≤ 20 ≤ 32	≤ 220 ≤ 301							
New cast materials ADI	≤ 32 ≤ 43	≤ 301 ≤ 402							
Special alloys	≤ 54	≤ 549							
Ti and Ti-alloys	≤ 25 ≤ 43	≤ 255 ≤ 402							
Aluminium and Al-alloys	-	≤ 120	595	0.0125	0.0160	0.0200	0.0200	0.0250	0.0315
Al wrought alloys	-	≤ 200	595	0.0125	0.0160	0.0200	0.0200	0.0250	0.0315
Al cast alloys ≤ 10 % Si	-	≤ 180	455	0.0125	0.0160	0.0200	0.0200	0.0250	0.0315
≤ 24 % Si	-	≤ 180	355	0.0125	0.0160	0.0200	0.0200	0.0250	0.0315
Magnesium alloys	-	≤ 120	590	0.0125	0.0160	0.0200	0.0200	0.0250	0.0315
Copper, low-alloyed	-	≤ 150	230	0.0100	0.0125	0.0160	0.0160	0.0200	0.0250
Brass, short-chipping	-	≤ 180	585	0.0125	0.0160	0.0200	0.0200	0.0250	0.0315
long-chipping	-	≤ 180	390	0.0100	0.0125	0.0160	0.0160	0.0200	0.0250
Bronze, short-chipping	-	≤ 180	230	0.0100	0.0125	0.0160	0.0160	0.0200	0.0250
	≤ 25	≤ 255	160	0.0100	0.0125	0.0160	0.0160	0.0200	0.0250
Bronze, long-chipping	≤ 25 ≤ 32	≤ 255 ≤ 301	145 115	0.0100 0.0080	0.0125 0.0100	0.0160 0.0125	0.0160 0.0125	0.0200 0.0160	0.0250 0.0200
Duroplastics			165	0.0080	0.0100	0.0125	0.0125	0.0160	0.0200
Thermoplastics			165	0.0080	0.0100	0.0125	0.0125	0.0160	0.0200
Reinforced plastics - Kevlar			165	0.0080	0.0100	0.0125	0.0125	0.0160	0.0200
Reinforced plastics - GFK / CFK			165	0.0080	0.0100	0.0125	0.0125	0.0160	0.0200

Insert 2747 - Body 5248

Material group	Hardness HRC	Hardness BHN	SFM	Feed Rate - IPR ≤16.000 mm	41/64 - 25/32 in. 16.001 - 20.000 mm	51/64 - 31/32 in. 20.001 - 25.000 mm	63/64 - 1 17/64 in. 25.001 - 31.500 mm	1 1/4 - 1 9/16 in. 31.501 - 40.000 mm	1 37/64 - 1 61/64 in. 40.001 - 50.000 mm
Common structural steels	- ≤ 32	≤ 150 ≤ 301							
Free-cutting steels	≤ 25 ≤ 32	≤ 255 ≤ 301							
Unalloyed heat-treatable steels	≤ 20 ≤ 25 ≤ 32	≤ 220 ≤ 255 ≤ 301							
Alloyed heat-treatable steels	≤ 32 ≤ 43	≤ 301 ≤ 402							
Unalloyed case hardened steels	≤ 25	≤ 255							
Alloyed case hardened steels	≤ 32 ≤ 43	≤ 301 ≤ 402							
Nitriding steels	≤ 32 ≤ 43	≤ 301 ≤ 402							
Tool steels	≤ 25 ≤ 43	≤ 255 ≤ 402							
High speed steels	≤ 43	≤ 402							
Spring steels	≤ 38	≤ 354							
Cast iron	≤ 23 ≤ 38	≤ 242 ≤ 354	295 230	0.0100 0.0100	0.0125 0.0125	0.0160 0.0160	0.0160 0.0160	0.0200 0.0200	0.0250 0.0250
Spheroidal graphite iron and malleable cast iron	≤ 23 ≤ 38	≤ 242 ≤ 354	230 195	0.0100 0.0080	0.0125 0.0100	0.0160 0.0125	0.0160 0.0125	0.0200 0.0160	0.0250 0.0200
Chilled cast iron	≤ 38	≤ 354	35	0.0040	0.0050	0.0065	0.0065	0.0080	0.0100
New cast materials GGV	≤ 20 ≤ 32	≤ 220 ≤ 301							
New cast materials ADI	≤ 32 ≤ 43	≤ 301 ≤ 402							
Special alloys	≤ 54	≤ 549							
Ti and Ti-alloys	≤ 25 ≤ 43	≤ 255 ≤ 402							
Aluminium and Al-alloys	-	≤ 120	595	0.0100	0.0125	0.0160	0.0160	0.0200	0.0250
Al wrought alloys	-	≤ 200	595	0.0100	0.0125	0.0160	0.0160	0.0200	0.0250
Al cast alloys ≤ 10 % Si	-	≤ 180	455	0.0100	0.0125	0.0160	0.0160	0.0200	0.0250
≤ 24 % Si	-	≤ 180	355	0.0100	0.0125	0.0160	0.0160	0.0200	0.0250
Magnesium alloys	-	≤ 120	590	0.0100	0.0125	0.0160	0.0160	0.0200	0.0250
Copper, low-alloyed	-	≤ 150	230	0.0080	0.0100	0.0125	0.0125	0.0160	0.0200
Brass, short-chipping	-	≤ 180	585	0.0100	0.0125	0.0160	0.0160	0.0200	0.0250
long-chipping	-	≤ 180	390	0.0080	0.0100	0.0125	0.0125	0.0160	0.0200
Bronze, short-chipping	-	≤ 180	230	0.0080	0.0100	0.0125	0.0125	0.0160	0.0200
	≤ 25	≤ 255	160	0.0080	0.0100	0.0125	0.0125	0.0160	0.0200
Bronze, long-chipping	≤ 25 ≤ 32	≤ 255 ≤ 301	145 115	0.0080 0.0065	0.0100 0.0080	0.0125 0.0100	0.0125 0.0100	0.0160 0.0125	0.0200 0.0160
Duroplastics			165	0.0065	0.0080	0.0100	0.0100	0.0125	0.0160
Thermoplastics			165	0.0065	0.0080	0.0100	0.0100	0.0125	0.0160
Reinforced plastics - Kevlar			165	0.0065	0.0080	0.0100	0.0100	0.0125	0.0160
Reinforced plastics - GFK / CFK			165	0.0065	0.0080	0.0100	0.0100	0.0125	0.0160

Note: When drilling from solid with #5248 holder, spot drilling (>140° point angle to a depth

Series # 3899

Material group	Hardness HRC	Hardness BHN	SFM	Feed Rate - IPR .0039 in. .10 mm	.0063 in. .16 mm	.0098 in .25 mm	.0118 in. .30 mm	.0197 in. .50 mm	.0248 in. .63 mm	.0315 in. .8 mm	.0394 in. 1.0 mm	.0591 in. 1.5 mm	.0787 in. 2.0 mm	.1181 in 3.0 mm
Common structural steels	- ≤ 32	≤ 150 ≤ 301	330 330	0.0003 0.0003	0.0005 0.0005	0.0008 0.0008	0.0009 0.0009	0.0016 0.0016	0.0024 0.0024	0.0031 0.0031	0.0047 0.0047	0.0063 0.0063	0.0079 0.0079	0.0094 0.0094
Free-cutting steels	≤ 25 ≤ 32	≤ 255 ≤ 301	330 295	0.0003 0.0003	0.0005 0.0004	0.0008 0.0007	0.0009 0.0008	0.0016 0.0014	0.0024 0.0020	0.0031 0.0028	0.0047 0.0039	0.0063 0.0055	0.0079 0.0067	0.0094 0.0083
Unalloyed heat-treatable steels	≤ 20 ≤ 25 ≤ 32	≤ 220 ≤ 255 ≤ 301	295 295 295	0.0003 0.0003 0.0003	0.0005 0.0005 0.0004	0.0008 0.0008 0.0007	0.0009 0.0009 0.0008	0.0016 0.0016 0.0014	0.0024 0.0024 0.0020	0.0031 0.0031 0.0028	0.0047 0.0047 0.0039	0.0063 0.0063 0.0055	0.0079 0.0079 0.0067	0.0094 0.0094 0.0083
Alloyed heat-treatable steels	≤ 32 ≤ 43	≤ 301 ≤ 402	295 230	0.0003 0.0002	0.0004 0.0004	0.0007 0.0006	0.0008 0.0007	0.0014 0.0012	0.0020 0.0016	0.0028 0.0016	0.0039 0.0035	0.0055 0.0047	0.0067 0.0059	0.0083 0.0071
Unalloyed case hardened steels	≤ 25	≤ 255	330	0.0003	0.0004	0.0007	0.0008	0.0014	0.0020	0.0028	0.0039	0.0055	0.0067	0.0083
Alloyed case hardened steels	≤ 32 ≤ 43	≤ 301 ≤ 402	280 230	0.0003 0.0002	0.0004 0.0004	0.0007 0.0006	0.0008 0.0007	0.0014 0.0012	0.0020 0.0016	0.0028 0.0016	0.0039 0.0035	0.0055 0.0047	0.0067 0.0059	0.0083 0.0071
Nitriding steels	≤ 32 ≤ 43	≤ 301 ≤ 402	230 195	0.0002 0.0002	0.0004 0.0004	0.0006 0.0006	0.0007 0.0007	0.0012 0.0012	0.0016 0.0016	0.0016 0.0016	0.0035 0.0035	0.0047 0.0047	0.0059 0.0059	0.0071 0.0071
Tool steels	≤ 25 ≤ 43	≤ 255 ≤ 402	165 195	0.0002 0.0002	0.0004 0.0004	0.0006 0.0006	0.0007 0.0007	0.0012 0.0012	0.0016 0.0016	0.0016 0.0016	0.0035 0.0035	0.0047 0.0047	0.0059 0.0059	0.0071 0.0071
High speed steels	≤ 43	≤ 402												
Spring steels	≤ 38	≤ 354												
Hardened steels	≤ 48 ≤ 66	≤ 460 -												
Stainless steels, sulphured austenitic martensitic	≤ 28 ≤ 36 ≤ 46	≤ 273 ≤ 337 ≤ 435												
Cast iron	≤ 23 ≤ 38	≤ 242 ≤ 354	425 425	0.0004 0.0004	0.0007 0.0007	0.0011 0.0011	0.0013 0.0013	0.0022 0.0022	0.0031 0.0031	0.0043 0.0043	0.0063 0.0063	0.0087 0.0087	0.0106 0.0106	0.0130 0.0130
Spheroidal graphite iron and malleable cast iron	≤ 23 ≤ 38	≤ 242 ≤ 354	425 395	0.0004 0.0004	0.0007 0.0006	0.0011 0.0010	0.0013 0.0020	0.0022 0.0020	0.0031 0.0031	0.0043 0.0039	0.0063 0.0059	0.0087 0.0083	0.0106 0.0102	0.0130 0.0122
Chilled cast iron	≤ 38	≤ 354												
New cast materials GGV	≤ 20 ≤ 32	≤ 220 ≤ 301												
New cast materials ADI	≤ 32 ≤ 43	≤ 301 ≤ 402												
Special alloys	≤ 54	≤ 549												
Ti and Ti-alloys	≤ 25 ≤ 43	≤ 255 ≤ 402												
Aluminium and Al-alloys	-	≤ 120												
Al wrought alloys	-	≤ 200												
Al cast alloys ≤ 10 % Si ≤ 24 % Si	- -	≤ 180 ≤ 180												
Magnesium alloys	-	≤ 120												
Copper, low-alloyed	-	≤ 150												
Brass, short-chipping long-chipping	- -	≤ 180 ≤ 180												
Bronze, short-chipping	- ≤ 25	≤ 180 ≤ 255												
Bronze, long-chipping	≤ 25 ≤ 32	≤ 255 ≤ 301												
Duroplastics Thermoplastics Reinforced plastics - Kevlar Reinforced plastics - GFK / CFK														

Insert 4111 - Body 4105 & 4106

Material group	Hardness HRC	Hardness BHN	SFM	Feed Rate - IPR 1/16 in. 1.590 mm	1/8 in. 3.170 mm	1/4 in. 6.350 mm	3/8 in. 9.520 mm	1/2 in. 12.700 mm	5/8 in. 15.870 mm	3/4 in. 19.050 mm	1 in. 25.400 mm	1 1/4 in. 31.750 mm	1 1/2 in. 38.100 mm
Common structural steels	- ≤ 32	≤ 150 ≤ 301	425 360				0.0100 0.0080	0.0100 0.0080	0.0125 0.0100	0.0155 0.0125	0.0195 0.0155	0.0195 0.0155	0.0250 0.0195
Free-cutting steels	≤ 25 ≤ 32	≤ 255 ≤ 301	425 360				0.0125 0.0100	0.0125 0.0100	0.0155 0.0125	0.0195 0.0155	0.0250 0.0195	0.0250 0.0195	0.0315 0.0250
Unalloyed heat-treatable steels	≤ 20 ≤ 25 ≤ 32	≤ 220 ≤ 255 ≤ 301	425 410 360				0.0100 0.0100 0.0080	0.0100 0.0100 0.0080	0.0125 0.0125 0.0100	0.0155 0.0155 0.0125	0.0195 0.0195 0.0155	0.0195 0.0195 0.0155	0.0250 0.0250 0.0195
Alloyed heat-treatable steels	≤ 32 ≤ 43	≤ 301 ≤ 402	360 295				0.0100 0.0080	0.0100 0.0080	0.0125 0.0100	0.0155 0.0125	0.0195 0.0155	0.0195 0.0155	0.0250 0.0195
Unalloyed case hardened steels	≤ 25	≤ 255	425				0.0125	0.0125	0.0155	0.0195	0.0250	0.0250	0.0315
Alloyed case hardened steels	≤ 32 ≤ 43	≤ 301 ≤ 402	360 230				0.0100 0.0065	0.0100 0.0065	0.0125 0.0080	0.0155 0.0100	0.0195 0.0125	0.0195 0.0125	0.0250 0.0155
Nitriding steels	≤ 32 ≤ 43	≤ 301 ≤ 402	345 230				0.0080 0.0065	0.0080 0.0065	0.0100 0.0080	0.0125 0.0100	0.0155 0.0125	0.0155 0.0125	0.0195 0.0155
Tool steels	≤ 25 ≤ 43	≤ 255 ≤ 402	195 180				0.0080 0.0065	0.0080 0.0065	0.0100 0.0080	0.0125 0.0100	0.0155 0.0125	0.0155 0.0125	0.0195 0.0155
High speed steels	≤ 43	≤ 402	180				0.0050	0.0050	0.0065	0.0080	0.0100	0.0100	0.0125
Spring steels	≤ 38	≤ 354	165				0.0040	0.0040	0.0050	0.0065	0.0080	0.0080	0.0100
Hardened steels	≤ 48 ≤ 66	≤ 460 -	80				0.0040	0.0040	0.0050	0.0065	0.0080	0.0080	0.0100
Stainless steels, sulphured austenitic martensitic	≤ 28 ≤ 36 ≤ 46	≤ 273 ≤ 337 ≤ 435	180 130 115				0.0050 0.0050 0.0050	0.0050 0.0050 0.0050	0.0065 0.0065 0.0065	0.0080 0.0080 0.0080	0.0100 0.0100 0.0100	0.0100 0.0100 0.0100	0.0125 0.0125 0.0125
Cast iron	≤ 23 ≤ 38	≤ 242 ≤ 354	330 295				0.0100 0.0100	0.0100 0.0100	0.0125 0.0125	0.0155 0.0155	0.0195 0.0195	0.0195 0.0195	0.0250 0.0250
Spheroidal graphite iron and malleable cast iron	≤ 23 ≤ 38	≤ 242 ≤ 354	395 330				0.0125 0.0100	0.0125 0.0100	0.0155 0.0125	0.0195 0.0155	0.0250 0.0195	0.0250 0.0195	0.0315 0.0250
Chilled cast iron	≤ 38	≤ 354	295				0.0100	0.0100	0.0125	0.0155	0.0195	0.0195	0.0250
New cast materials GGV	≤ 20 ≤ 32	≤ 220 ≤ 301	260 260				0.0080 0.0080	0.0080 0.0080	0.0100 0.0100	0.0125 0.0125	0.0155 0.0155	0.0155 0.0155	0.0195 0.0195
New cast materials ADI	≤ 32 ≤ 43	≤ 301 ≤ 402	260 260				0.0080 0.0080	0.0080 0.0080	0.0100 0.0100	0.0125 0.0125	0.0155 0.0155	0.0155 0.0155	0.0195 0.0195
Special alloys	≤ 54	≤ 549	80				0.0040	0.0040	0.0050	0.0065	0.0080	0.0080	0.0100
Ti and Ti-alloys	≤ 25 ≤ 43	≤ 255 ≤ 402	130 115				0.0050 0.0040	0.0050 0.0040	0.0065 0.0050	0.0080 0.0065	0.0100 0.0080	0.0100 0.0080	0.0125 0.0100
Aluminum and Al-alloys	-	≤ 120	655				0.0125	0.0125	0.0155	0.0195	0.0250	0.0250	0.0315
Al wrought alloys	-	≤ 200	590				0.0125	0.0125	0.0155	0.0195	0.0250	0.0250	0.0315
Al cast alloys ≤ 10 % Si ≤ 24 % Si	- -	≤ 180 ≤ 180	490 395				0.0125 0.0125	0.0125 0.0125	0.0155 0.0155	0.0195 0.0195	0.0250 0.0250	0.0250 0.0250	0.0315 0.0315
Magnesium alloys	-	≤ 120	590				0.0125	0.0125	0.0155	0.0195	0.0250	0.0250	0.0315
Copper, low-alloyed	-	≤ 150	230				0.0100	0.0100	0.0125	0.0155	0.0195	0.0195	0.0250
Brass, short-chipping long-chipping	- -	≤ 180 ≤ 180	590 395				0.0125 0.0100	0.0125 0.0100	0.0155 0.0125	0.0195 0.0155	0.0250 0.0195	0.0250 0.0195	0.0315 0.0250
Bronze, short-chipping	- ≤ 25	≤ 180 ≤ 255	230 165				0.0100 0.0100	0.0100 0.0100	0.0125 0.0125	0.0155 0.0155	0.0195 0.0195	0.0195 0.0195	0.0250 0.0250
Bronze, long-chipping	≤ 25 ≤ 32	≤ 255 ≤ 301	150 115				0.0100 0.0080	0.0100 0.0080	0.0125 0.0100	0.0155 0.0125	0.0195 0.0155	0.0195 0.0155	0.0250 0.0195

Speeds & Feeds - Insert 4112

Body 4105 through 4107

Material group	Hardness HRC	Hardness BHN	SFM	Feed Rate - IPR 1/16 in. 1.590 mm	1/8 in. 3.170 mm	1/4 in. 6.350 mm	3/8 in. 9.520 mm	1/2 in. 12.700 mm	5/8 in. 15.870 mm	3/4 in. 19.050 mm	1 in. 25.400 mm	1 1/4 in. 31.750 mm	1 1/2 in. 38.100 mm
Common structural steels	-	≤ 150	425				0.0100	0.0100	0.0125	0.0155	0.0195	0.0195	0.0250
	≤ 32	≤ 301	360				0.0080	0.0080	0.0100	0.0125	0.0155	0.0155	0.0195
Free-cutting steels	≤ 25	≤ 255	425				0.0125	0.0125	0.0155	0.0195	0.0250	0.0250	0.0315
	≤ 32	≤ 301	360				0.0100	0.0100	0.0125	0.0155	0.0195	0.0195	0.0250
Unalloyed heat-treatable steels	≤ 20	≤ 220	425				0.0100	0.0100	0.0125	0.0155	0.0195	0.0195	0.0250
	≤ 25	≤ 255	410				0.0100	0.0100	0.0125	0.0155	0.0195	0.0195	0.0250
	≤ 32	≤ 301	360				0.0080	0.0080	0.0100	0.0125	0.0155	0.0155	0.0195
Alloyed heat-treatable steels	≤ 32	≤ 301	360				0.0100	0.0100	0.0125	0.0155	0.0195	0.0195	0.0250
	≤ 43	≤ 402	295				0.0080	0.0080	0.0100	0.0125	0.0155	0.0155	0.0195
Unalloyed case hardened steels	≤ 25	≤ 255	425				0.0125	0.0125	0.0155	0.0195	0.0250	0.0250	0.0315
Alloyed case hardened steels	≤ 32	≤ 301	360				0.0100	0.0100	0.0125	0.0155	0.0195	0.0195	0.0250
	≤ 43	≤ 402	230				0.0065	0.0065	0.0080	0.0100	0.0125	0.0125	0.0155
Nitriding steels	≤ 32	≤ 301	345				0.0080	0.0080	0.0100	0.0125	0.0155	0.0155	0.0195
	≤ 43	≤ 402	230				0.0065	0.0065	0.0080	0.0100	0.0125	0.0125	0.0155
Tool steels	≤ 25	≤ 255	195				0.0080	0.0080	0.0100	0.0125	0.0155	0.0155	0.0195
	≤ 43	≤ 402	180				0.0065	0.0065	0.0080	0.0100	0.0125	0.0125	0.0155
High speed steels	≤ 43	≤ 402	180				0.0050	0.0050	0.0065	0.0080	0.0100	0.0100	0.0125
Spring steels	≤ 38	≤ 354	165				0.0040	0.0040	0.0050	0.0065	0.0080	0.0080	0.0100

Body 4108

Material group	Hardness HRC	Hardness BHN	SFM	Feed Rate - IPR 1/16 in. 1.590 mm	1/8 in. 3.170 mm	1/4 in. 6.350 mm	3/8 in. 9.520 mm	1/2 in. 12.700 mm	5/8 in. 15.870 mm	3/4 in. 19.050 mm	1 in. 25.400 mm	1 1/4 in. 31.750 mm	1 1/2 in. 38.100 mm
Common structural steels	-	≤ 150	410				0.0100	0.0100	0.0125	0.0155	0.0195	0.0195	0.0250
	≤ 32	≤ 301	345				0.0080	0.0080	0.0100	0.0125	0.0155	0.0155	0.0195
Free-cutting steels	≤ 25	≤ 255	410				0.0125	0.0125	0.0155	0.0195	0.0250	0.0250	0.0315
	≤ 32	≤ 301	345				0.0100	0.0100	0.0125	0.0155	0.0195	0.0195	0.0250
Unalloyed heat-treatable steels	≤ 20	≤ 220	410				0.0100	0.0100	0.0125	0.0155	0.0195	0.0195	0.0250
	≤ 25	≤ 255	395				0.0100	0.0100	0.0125	0.0155	0.0195	0.0195	0.0250
	≤ 32	≤ 301	345				0.0080	0.0080	0.0100	0.0125	0.0155	0.0155	0.0195
Alloyed heat-treatable steels	≤ 32	≤ 301	345				0.0100	0.0100	0.0125	0.0155	0.0195	0.0195	0.0250
	≤ 43	≤ 402	280				0.0080	0.0080	0.0100	0.0125	0.0155	0.0155	0.0195
Unalloyed case hardened steels	≤ 25	≤ 255	410				0.0125	0.0125	0.0155	0.0195	0.0250	0.0250	0.0315
Alloyed case hardened steels	≤ 32	≤ 301	345				0.0100	0.0100	0.0125	0.0155	0.0195	0.0195	0.0250
	≤ 43	≤ 402	230				0.0065	0.0065	0.0080	0.0100	0.0125	0.0125	0.0155
Nitriding steels	≤ 32	≤ 301	345				0.0080	0.0080	0.0100	0.0125	0.0155	0.0155	0.0195
	≤ 43	≤ 402	230				0.0065	0.0065	0.0080	0.0100	0.0125	0.0125	0.0155
Tool steels	≤ 25	≤ 255	180				0.0080	0.0080	0.0100	0.0125	0.0155	0.0155	0.0195
	≤ 43	≤ 402	165				0.0065	0.0065	0.0080	0.0100	0.0125	0.0125	0.0155
High speed steels	≤ 43	≤ 402	180				0.0050	0.0050	0.0065	0.0080	0.0100	0.0100	0.0125
Spring steels	≤ 38	≤ 354	165				0.0040	0.0040	0.0050	0.0065	0.0080	0.0080	0.0100

Body 4109

Material group	Hardness HRC	Hardness BHN	SFM	Feed Rate - IPR 1/16 in. 1.590 mm	1/8 in. 3.170 mm	1/4 in. 6.350 mm	3/8 in. 9.520 mm	1/2 in. 12.700 mm	5/8 in. 15.870 mm	3/4 in. 19.050 mm	1 in. 25.400 mm	1 1/4 in. 31.750 mm	1 1/2 in. 38.100 mm
Common structural steels	-	≤ 150	395				0.0080	0.0080	0.0100	0.0125	0.0155	0.0155	0.0195
	≤ 32	≤ 301	345				0.0065	0.0065	0.0080	0.0100	0.0125	0.0125	0.0155
Free-cutting steels	≤ 25	≤ 255	395				0.0100	0.0100	0.0125	0.0155	0.0195	0.0195	0.0250
	≤ 32	≤ 301	345				0.0080	0.0080	0.0100	0.0125	0.0155	0.0155	0.0195
Unalloyed heat-treatable steels	≤ 20	≤ 220	395				0.0080	0.0080	0.0100	0.0125	0.0155	0.0155	0.0195
	≤ 25	≤ 255	360				0.0080	0.0080	0.0100	0.0125	0.0155	0.0155	0.0195
	≤ 32	≤ 301	330				0.0065	0.0065	0.0080	0.0100	0.0125	0.0125	0.0155
Alloyed heat-treatable steels	≤ 32	≤ 301	330				0.0080	0.0080	0.0100	0.0125	0.0155	0.0155	0.0195
	≤ 43	≤ 402	280				0.0065	0.0065	0.0080	0.0100	0.0125	0.0125	0.0155
Unalloyed case hardened steels	≤ 25	≤ 255	395				0.0100	0.0100	0.0125	0.0155	0.0195	0.0195	0.0250
Alloyed case hardened steels	≤ 32	≤ 301	330				0.0080	0.0080	0.0100	0.0125	0.0155	0.0155	0.0195
	≤ 43	≤ 402	230				0.0065	0.0065	0.0080	0.0100	0.0125	0.0125	0.0155
Nitriding steels	≤ 32	≤ 301	345				0.0065	0.0065	0.0080	0.0100	0.0125	0.0125	0.0155
	≤ 43	≤ 402	230				0.0050	0.0050	0.0065	0.0080	0.0100	0.0100	0.0125
Tool steels	≤ 25	≤ 255	180				0.0065	0.0065	0.0080	0.0100	0.0125	0.0125	0.0155
	≤ 43	≤ 402	165				0.0050	0.0050	0.0065	0.0080	0.0100	0.0100	0.0125
High speed steels	≤ 43	≤ 402	180				0.0040	0.0040	0.0050	0.0065	0.0080	0.0080	0.0100
Spring steels	≤ 38	≤ 354	165				0.0040	0.0040	0.0050	0.0065	0.0080	0.0080	0.0100

Body 4110

Material group	Hardness HRC	Hardness BHN	SFM	Feed Rate - IPR 1/16 in. 1.590 mm	1/8 in. 3.170 mm	1/4 in. 6.350 mm	3/8 in. 9.520 mm	1/2 in. 12.700 mm	5/8 in. 15.870 mm	3/4 in. 19.050 mm	1 in. 25.400 mm	1 1/4 in. 31.750 mm	1 1/2 in. 38.100 mm
Common structural steels	-	≤ 150	360				0.0080	0.0080	0.0100	0.0125	0.0155	0.0155	0.0195
	≤ 32	≤ 301	310				0.0065	0.0065	0.0080	0.0100	0.0125	0.0125	0.0155
Free-cutting steels	≤ 25	≤ 255	330				0.0100	0.0100	0.0125	0.0155	0.0195	0.0195	0.0250
	≤ 32	≤ 301	310				0.0080	0.0080	0.0100	0.0125	0.0155	0.0155	0.0195
Unalloyed heat-treatable steels	≤ 20	≤ 220	330				0.0080	0.0080	0.0100	0.0125	0.0155	0.0155	0.0195
	≤ 25	≤ 255	310				0.0080	0.0080	0.0100	0.0125	0.0155	0.0155	0.0195
	≤ 32	≤ 301	295				0.0065	0.0065	0.0080	0.0100	0.0125	0.0125	0.0155
Alloyed heat-treatable steels	≤ 32	≤ 301	295				0.0080	0.0080	0.0100	0.0125	0.0155	0.0155	0.0195
	≤ 43	≤ 402	280				0.0065	0.0065	0.0080	0.0100	0.0125	0.0125	0.0155
Unalloyed case hardened steels	≤ 25	≤ 255	330				0.0100	0.0100	0.0125	0.0155	0.0195	0.0195	0.0250
Alloyed case hardened steels	≤ 32	≤ 301	295				0.0080	0.0080	0.0100	0.0125	0.0155	0.0155	0.0195
	≤ 43	≤ 402	230				0.0065	0.0065	0.0080	0.0100	0.0125	0.0125	0.0155
Nitriding steels	≤ 32	≤ 301	310				0.0065	0.0065	0.0080	0.0100	0.0125	0.0125	0.0155
	≤ 43	≤ 402	230				0.0050	0.0050	0.0065	0.0080	0.0100	0.0100	0.0125
Tool steels	≤ 25	≤ 255	180				0.0065	0.0065	0.0080	0.0100	0.0125	0.0125	0.0155
	≤ 43	≤ 402	165				0.0050	0.0050	0.0065	0.0080	0.0100	0.0100	0.0125
High speed steels	≤ 43	≤ 402	180				0.0040	0.0040	0.0050	0.0065	0.0080	0.0080	0.0100
Spring steels	≤ 38	≤ 354	165				0.0040	0.0040	0.0050	0.0065	0.0080	0.0080	0.0100

Speeds & Feeds - Insert 4113

Body 4105 through 4108

Material group	Hardness		SFM	Feed Rate - IPR									
	HRC	BHN		1/16 in. 1.590 mm	1/8 in. 3.170 mm	1/4 in. 6.350 mm	3/8 in. 9.520 mm	1/2 in. 12.700 mm	5/8 in. 15.870 mm	3/4 in. 19.050 mm	1 in. 25.400 mm	1 1/4 in. 31.750 mm	1 1/2 in. 38.100 mm
Cast iron	≤ 23	≤ 242	330				0.0100	0.0100	0.0125	0.0155	0.0195	0.0195	0.0250
	< 38	< 354	295				0.0100	0.0100	0.0125	0.0155	0.0195	0.0195	0.0250
Spheroidal graphite iron and malleable cast iron	≤ 23	≤ 242	395				0.0125	0.0125	0.0155	0.0195	0.0250	0.0250	0.0315
	< 38	< 354	330				0.0100	0.0100	0.0125	0.0155	0.0195	0.0195	0.0250
Chilled cast iron	≤ 38	≤ 354											
New cast materials GGV	≤ 20	≤ 220	260				0.0080	0.0080	0.0100	0.0125	0.0155	0.0155	0.0195
	< 32	< 301	260				0.0080	0.0080	0.0100	0.0125	0.0155	0.0155	0.0195
New cast materials ADI	≤ 32	≤ 301	260				0.0080	0.0080	0.0100	0.0125	0.0155	0.0155	0.0195
	< 43	< 402	260				0.0080	0.0080	0.0100	0.0125	0.0155	0.0155	0.0195

Body 4109 & 4110

Material group	Hardness		SFM	Feed Rate - IPR									
	HRC	BHN		1/16 in. 1.590 mm	1/8 in. 3.170 mm	1/4 in. 6.350 mm	3/8 in. 9.520 mm	1/2 in. 12.700 mm	5/8 in. 15.870 mm	3/4 in. 19.050 mm	1 in. 25.400 mm	1 1/4 in. 31.750 mm	1 1/2 in. 38.100 mm
Cast iron	≤ 23	≤ 242	260				0.0100	0.0100	0.0125	0.0155	0.0195	0.0195	0.0250
	< 38	< 354	230				0.0100	0.0100	0.0125	0.0155	0.0195	0.0195	0.0250
Spheroidal graphite iron and malleable cast iron	≤ 23	≤ 242	330				0.0125	0.0125	0.0155	0.0195	0.0250	0.0250	0.0315
	< 38	< 354	260				0.0100	0.0100	0.0125	0.0155	0.0195	0.0195	0.0250
Chilled cast iron	≤ 38	≤ 354											
New cast materials GGV	≤ 20	≤ 220	195				0.0080	0.0080	0.0100	0.0125	0.0155	0.0155	0.0195
	< 32	< 301	195				0.0080	0.0080	0.0100	0.0125	0.0155	0.0155	0.0195
New cast materials ADI	≤ 32	≤ 301	195				0.0080	0.0080	0.0100	0.0125	0.0155	0.0155	0.0195
	< 43	< 402	195				0.0080	0.0080	0.0100	0.0125	0.0155	0.0155	0.0195

Speeds & Feeds - Insert 4114

Body 4105 through 4107

Material group	Hardness HRC	Hardness BHN	SFM	Feed Rate - IPR 1/16 in. 1.590 mm	1/8 in. 3.170 mm	1/4 in. 6.350 mm	3/8 in. 9.520 mm	1/2 in. 12.700 mm	5/8 in. 15.870 mm	3/4 in. 19.050 mm	1 in. 25.400 mm	1 1/4 in. 31.750 mm	1 1/2 in. 38.100 mm
Aluminum and Al-alloys	-	≤ 120	655				0.0125	0.0125	0.0155	0.0195	0.0250	0.0250	0.0315
Al wrought alloys	-	≤ 200	590				0.0125	0.0125	0.0155	0.0195	0.0250	0.0250	0.0315
Al cast alloys ≤ 10 % Si	-	≤ 180	490				0.0125	0.0125	0.0155	0.0195	0.0250	0.0250	0.0315
≤ 24 % Si	-	≤ 180	395				0.0125	0.0125	0.0155	0.0195	0.0250	0.0250	0.0315
Magnesium alloys	-	≤ 120	590				0.0125	0.0125	0.0155	0.0195	0.0250	0.0250	0.0315
Copper, low-alloyed	-	≤ 150	230				0.0100	0.0100	0.0125	0.0155	0.0195	0.0195	0.0250
Brass, short-chipping	-	≤ 180	590				0.0125	0.0125	0.0155	0.0195	0.0250	0.0250	0.0315
long-chipping	-	≤ 180	395				0.0100	0.0100	0.0125	0.0155	0.0195	0.0195	0.0250
Bronze, short-chipping	-	≤ 180	230				0.0100	0.0100	0.0125	0.0155	0.0195	0.0195	0.0250
	≤ 25	≤ 255	165				0.0100	0.0100	0.0125	0.0155	0.0195	0.0195	0.0250
Bronze, long-chipping	≤ 25	≤ 255	150				0.0100	0.0100	0.0125	0.0155	0.0195	0.0195	0.0250
	≤ 32	≤ 301	115				0.0080	0.0080	0.0100	0.0125	0.0155	0.0155	0.0195

Body 4108

Material group	Hardness HRC	Hardness BHN	SFM	Feed Rate - IPR 1/16 in. 1.590 mm	1/8 in. 3.170 mm	1/4 in. 6.350 mm	3/8 in. 9.520 mm	1/2 in. 12.700 mm	5/8 in. 15.870 mm	3/4 in. 19.050 mm	1 in. 25.400 mm	1 1/4 in. 31.750 mm	1 1/2 in. 38.100 mm
Aluminum and Al-alloys	-	≤ 120	590				0.0125	0.0125	0.0155	0.0195	0.0250	0.0250	0.0315
Al wrought alloys	-	≤ 200	590				0.0125	0.0125	0.0155	0.0195	0.0250	0.0250	0.0315
Al cast alloys ≤ 10 % Si	-	≤ 180	460				0.0125	0.0125	0.0155	0.0195	0.0250	0.0250	0.0315
≤ 24 % Si	-	≤ 180	360				0.0125	0.0125	0.0155	0.0195	0.0250	0.0250	0.0315
Magnesium alloys	-	≤ 120	590				0.0125	0.0125	0.0155	0.0195	0.0250	0.0250	0.0315
Copper, low-alloyed	-	≤ 150	230				0.0100	0.0100	0.0125	0.0155	0.0195	0.0195	0.0250
Brass, short-chipping	-	≤ 180	590				0.0125	0.0125	0.0155	0.0195	0.0250	0.0250	0.0315
long-chipping	-	≤ 180	395				0.0100	0.0100	0.0125	0.0155	0.0195	0.0195	0.0250
Bronze, short-chipping	-	≤ 180	230				0.0100	0.0100	0.0125	0.0155	0.0195	0.0195	0.0250
	≤ 25	≤ 255	165				0.0100	0.0100	0.0125	0.0155	0.0195	0.0195	0.0250
Bronze, long-chipping	≤ 25	≤ 255	150				0.0100	0.0100	0.0125	0.0155	0.0195	0.0195	0.0250
	≤ 32	≤ 301	115				0.0080	0.0080	0.0100	0.0125	0.0155	0.0155	0.0195

Body 4109

Material group	Hardness HRC	Hardness BHN	SFM	Feed Rate - IPR 1/16 in. 1.590 mm	1/8 in. 3.170 mm	1/4 in. 6.350 mm	3/8 in. 9.520 mm	1/2 in. 12.700 mm	5/8 in. 15.870 mm	3/4 in. 19.050 mm	1 in. 25.400 mm	1 1/4 in. 31.750 mm	1 1/2 in. 38.100 mm
Aluminum and Al-alloys	-	≤ 120	590				0.0100	0.0100	0.0125	0.0155	0.0195	0.0195	0.0250
Al wrought alloys	-	≤ 200	590				0.0100	0.0100	0.0125	0.0155	0.0195	0.0195	0.0250
Al cast alloys ≤ 10 % Si	-	≤ 180	460				0.0100	0.0100	0.0125	0.0155	0.0195	0.0195	0.0250
≤ 24 % Si	-	≤ 180	360				0.0100	0.0100	0.0125	0.0155	0.0195	0.0195	0.0250
Magnesium alloys	-	≤ 120	590				0.0100	0.0100	0.0125	0.0155	0.0195	0.0195	0.0250
Copper, low-alloyed	-	≤ 150	230				0.0080	0.0080	0.0100	0.0125	0.0155	0.0155	0.0195
Brass, short-chipping	-	≤ 180	590				0.0100	0.0100	0.0125	0.0155	0.0195	0.0195	0.0250
long-chipping	-	≤ 180	395				0.0080	0.0080	0.0100	0.0125	0.0155	0.0155	0.0195
Bronze, short-chipping	-	≤ 180	230				0.0080	0.0080	0.0100	0.0125	0.0155	0.0155	0.0195
	≤ 25	≤ 255	165				0.0080	0.0080	0.0100	0.0125	0.0155	0.0155	0.0195
Bronze, long-chipping	≤ 25	≤ 255	150				0.0080	0.0080	0.0100	0.0125	0.0155	0.0155	0.0195
	≤ 32	≤ 301	115				0.0065	0.0065	0.0080	0.0100	0.0125	0.0125	0.0155

Body 4110

Material group	Hardness HRC	Hardness BHN	SFM	Feed Rate - IPR 1/16 in. 1.590 mm	1/8 in. 3.170 mm	1/4 in. 6.350 mm	3/8 in. 9.520 mm	1/2 in. 12.700 mm	5/8 in. 15.870 mm	3/4 in. 19.050 mm	1 in. 25.400 mm	1 1/4 in. 31.750 mm	1 1/2 in. 38.100 mm
Aluminum and Al-alloys	-	≤ 120	490				0.0100	0.0100	0.0125	0.0155	0.0195	0.0195	0.0250
Al wrought alloys	-	≤ 200	490				0.0100	0.0100	0.0125	0.0155	0.0195	0.0195	0.0250
Al cast alloys ≤ 10 % Si	-	≤ 180	425				0.0100	0.0100	0.0125	0.0155	0.0195	0.0195	0.0250
≤ 24 % Si	-	≤ 180	345				0.0100	0.0100	0.0125	0.0155	0.0195	0.0195	0.0250
Magnesium alloys	-	≤ 120	490				0.0100	0.0100	0.0125	0.0155	0.0195	0.0195	0.0250
Copper, low-alloyed	-	≤ 150	230				0.0080	0.0080	0.0100	0.0125	0.0155	0.0155	0.0195
Brass, short-chipping	-	≤ 180	490				0.0100	0.0100	0.0125	0.0155	0.0195	0.0195	0.0250
long-chipping	-	≤ 180	360				0.0080	0.0080	0.0100	0.0125	0.0155	0.0155	0.0195
Bronze, short-chipping	-	≤ 180	230				0.0080	0.0080	0.0100	0.0125	0.0155	0.0155	0.0195
	≤ 25	≤ 255	165				0.0080	0.0080	0.0100	0.0125	0.0155	0.0155	0.0195
Bronze, long-chipping	≤ 25	≤ 255	150				0.0080	0.0080	0.0100	0.0125	0.0155	0.0155	0.0195
	≤ 32	≤ 301	115				0.0065	0.0065	0.0080	0.0100	0.0125	0.0125	0.0155

Speeds & Feeds - Insert 4115

Body 4105 through 4108

Material group	Hardness HRC	Hardness BHN	SFM	Feed Rate - IPR 1/16 in. 1.590 mm	1/8 in. 3.170 mm	1/4 in. 6.350 mm	3/8 in. 9.520 mm	1/2 in. 12.700 mm	5/8 in. 15.870 mm	3/4 in. 19.050 mm	1 in. 25.400 mm	1 1/4 in. 31.750 mm	1 1/2 in. 38.100 mm
Hardened steels	≤ 48 < 66	≤ 460 -	80				0.0040	0.0040	0.0050	0.0065	0.0080	0.0080	0.0100
Stainless steels, sulphured austenitic martensitic	≤ 28 ≤ 36 < 46	≤ 273 ≤ 337 < 435	180 130 115				0.0050 0.0050 0.0050	0.0050 0.0050 0.0050	0.0065 0.0065 0.0065	0.0080 0.0080 0.0080	0.0100 0.0100 0.0100	0.0100 0.0100 0.0100	0.0125 0.0125 0.0125
Cast iron	≤ 23 < 38	≤ 242 < 354											
Spheroidal graphite iron and malleable cast iron	≤ 23 < 38	≤ 242 < 354											
Chilled cast iron	≤ 38	≤ 354	295				0.0100	0.0100	0.0125	0.0155	0.0195	0.0195	0.0250
New cast materials GGV	≤ 20 < 32	≤ 220 < 301											
New cast materials ADI	≤ 32 < 43	≤ 301 < 402											
Special alloys	≤ 54	≤ 549	80				0.0040	0.0040	0.0050	0.0065	0.0080	0.0080	0.0100
Ti and Ti-alloys	≤ 25 ≤ 43	≤ 255 ≤ 402	130 115				0.0050 0.0040	0.0050 0.0040	0.0065 0.0050	0.0080 0.0065	0.0100 0.0080	0.0100 0.0080	0.0125 0.0100

Body 4109 & 4110

Material group	Hardness HRC	Hardness BHN	SFM	Feed Rate - IPR 1/16 in. 1.590 mm	1/8 in. 3.170 mm	1/4 in. 6.350 mm	3/8 in. 9.520 mm	1/2 in. 12.700 mm	5/8 in. 15.870 mm	3/4 in. 19.050 mm	1 in. 25.400 mm	1 1/4 in. 31.750 mm	1 1/2 in. 38.100 mm
Hardened steels	≤ 48 < 66	≤ 460 -	80				0.0030	0.0030	0.0040	0.0050	0.0065	0.0065	0.0080
Stainless steels, sulphured austenitic martensitic	≤ 28 ≤ 36 < 46	≤ 273 ≤ 337 < 435	180 130 115				0.0040 0.0040 0.0040	0.0040 0.0040 0.0040	0.0050 0.0050 0.0050	0.0065 0.0065 0.0065	0.0080 0.0080 0.0080	0.0080 0.0080 0.0080	0.0100 0.0100 0.0100
Cast iron	≤ 23 < 38	≤ 242 < 354											
Spheroidal graphite iron and malleable cast iron	≤ 23 < 38	≤ 242 < 354											
Chilled cast iron	≤ 38	≤ 354	230				0.0100	0.0100	0.0125	0.0155	0.0195	0.0195	0.0250
New cast materials GGV	≤ 20 < 32	≤ 220 < 301											
New cast materials ADI	≤ 32 < 43	≤ 301 < 402											
Special alloys	≤ 54	≤ 549	80				0.0030	0.0030	0.0040	0.0050	0.0065	0.0065	0.0080
Ti and Ti-alloys	≤ 25 ≤ 43	≤ 255 ≤ 402	130 115				0.0040 0.0030	0.0040 0.0030	0.0050 0.0040	0.0065 0.0050	0.0080 0.0065	0.0080 0.0065	0.0100 0.0080

Body 4107 through 4109

Material group	Hardness		SFM	Feed Rate - IPR									
	HRC	BHN		1/16 in. 1.590 mm	1/8 in. 3.170 mm	1/4 in. 6.350 mm	3/8 in. 9.520 mm	1/2 in. 12.700 mm	5/8 in. 15.870 mm	3/4 in. 19.050 mm	1 in. 25.400 mm	1 1/4 in. 31.750 mm	1 1/2 in. 38.100 mm
Common structural steels	- ≤ 32	≤ 150 ≤ 301	330 260				0.0080 0.0080	0.0080 0.0080	0.0100 0.0100	0.0125 0.0125	0.0155 0.0155	0.0155 0.0155	0.0195 0.0195
Free-cutting steels	≤ 25 ≤ 32	≤ 255 ≤ 301											
Unalloyed heat-treatable steels	≤ 20 ≤ 25 ≤ 32	≤ 220 ≤ 255 ≤ 301											
Alloyed heat-treatable steels	≤ 32 ≤ 43	≤ 301 ≤ 402											
Unalloyed case hardened steels	≤ 25	≤ 255											
Alloyed case hardened steels	≤ 32 ≤ 43	≤ 301 ≤ 402											
Nitriding steels	≤ 32 ≤ 43	≤ 301 ≤ 402											
Tool steels	≤ 25 ≤ 43	≤ 255 ≤ 402											
High speed steels	≤ 43	≤ 402											
Spring steels	≤ 38	≤ 354											

Body 4110

Material group	Hardness		SFM	Feed Rate - IPR									
	HRC	BHN		1/16 in. 1.590 mm	1/8 in. 3.170 mm	1/4 in. 6.350 mm	3/8 in. 9.520 mm	1/2 in. 12.700 mm	5/8 in. 15.870 mm	3/4 in. 19.050 mm	1 in. 25.400 mm	1 1/4 in. 31.750 mm	1 1/2 in. 38.100 mm
Common structural steels	- ≤ 32	≤ 150 ≤ 301	280 230				0.0065 0.0065	0.0065 0.0065	0.0080 0.0080	0.0100 0.0100	0.0125 0.0125	0.0125 0.0125	0.0155 0.0155
Free-cutting steels	≤ 25 ≤ 32	≤ 255 ≤ 301											
Unalloyed heat-treatable steels	≤ 20 ≤ 25 ≤ 32	≤ 220 ≤ 255 ≤ 301											
Alloyed heat-treatable steels	≤ 32 ≤ 43	≤ 301 ≤ 402											
Unalloyed case hardened steels	≤ 25	≤ 255											
Alloyed case hardened steels	≤ 32 ≤ 43	≤ 301 ≤ 402											
Nitriding steels	≤ 32 ≤ 43	≤ 301 ≤ 402											
Tool steels	≤ 25 ≤ 43	≤ 255 ≤ 402											
High speed steels	≤ 43	≤ 402											
Spring steels	≤ 38	≤ 354											

Material group	Hardness HRC	Hardness BHN	SFM	Feed Rate - IPR 1/16 in. 1.590 mm	1/8 in. 3.170 mm	1/4 in. 6.350 mm	3/8 in. 9.520 mm	1/2 in. 12.700 mm	5/8 in. 15.870 mm	3/4 in. 19.050 mm	1 in. 25.400 mm	1 1/4 in. 31.750 mm	1 1/2 in. 38.100 mm
Common structural steels	-	≤ 150	330	0.0003	0.0006	0.0009	0.0015						
	≤ 32	≤ 301	280	0.0003	0.0006	0.0009	0.0015						
Free-cutting steels	≤ 25	≤ 255	295	0.0003	0.0006	0.0009	0.0015						
	≤ 32	≤ 301	260	0.0003	0.0006	0.0009	0.0015						
Unalloyed heat-treatable steels	≤ 20	≤ 220	295	0.0002	0.0004	0.0005	0.0010						
	≤ 25	≤ 255	260	0.0002	0.0004	0.0005	0.0010						
	≤ 32	≤ 301	245	0.0002	0.0004	0.0005	0.0010						
Alloyed heat-treatable steels	≤ 32	≤ 301	245	0.0002	0.0004	0.0005	0.0010						
	≤ 43	≤ 402	215	0.0002	0.0004	0.0005	0.0010						
Unalloyed case hardened steels	≤ 25	≤ 255	260	0.0003	0.0006	0.0009	0.0015						
Alloyed case hardened steels	≤ 32	≤ 301	245	0.0002	0.0004	0.0005	0.0010						
	≤ 43	≤ 402	215	0.0002	0.0004	0.0005	0.0010						
Nitriding steels	≤ 32	≤ 301	245	0.0002	0.0004	0.0005	0.0010						
	≤ 43	≤ 402	215	0.0002	0.0004	0.0005	0.0010						
Tool steels	≤ 25	≤ 255	245	0.0002	0.0003	0.0004	0.0006						
	≤ 43	≤ 402	215	0.0002	0.0003	0.0004	0.0006						
High speed steels	≤ 43	≤ 402	180	0.0001	0.0002	0.0003	0.0004						
Spring steels	≤ 38	≤ 354	215	0.0002	0.0003	0.0004	0.0006						
Hardened steels	≤ 48	≤ 460	100	0.0002	0.0003	0.0004	0.0006						
	≤ 66	-	80	0.0001	0.0002	0.0003	0.0004						
Stainless steels, sulphured	≤ 28	≤ 273	180	0.0002	0.0004	0.0005	0.0010						
austenitic	≤ 36	≤ 337	150	0.0002	0.0004	0.0005	0.0010						
martensitic	≤ 46	≤ 435	115	0.0002	0.0004	0.0005	0.0010						
Cast iron	≤ 23	≤ 242	280	0.0005	0.0009	0.0014	0.0020						
	≤ 38	≤ 354	260	0.0005	0.0009	0.0014	0.0020						
Spheroidal graphite iron and	≤ 23	≤ 242	260	0.0003	0.0006	0.0009	0.0015						
malleable cast iron	≤ 38	≤ 354	230	0.0003	0.0006	0.0009	0.0015						
Chilled cast iron	≤ 38	≤ 354	180	0.0002	0.0004	0.0005	0.0010						
New cast materials GGV	≤ 20	≤ 220											
	≤ 32	≤ 301											
New cast materials ADI	≤ 32	≤ 301											
	≤ 43	≤ 402											
Special alloys	≤ 54	≤ 549	115	0.0001	0.0002	0.0003	0.0004						
Ti and Ti-alloys	≤ 25	≤ 255	115	0.0001	0.0002	0.0003	0.0004						
	≤ 43	≤ 402	100	0.0001	0.0002	0.0003	0.0004						
Aluminium and Al-alloys	-	≤ 120	490	0.0008	0.0016	0.0024	0.0028						
Al wrought alloys	-	≤ 200	395	0.0008	0.0016	0.0024	0.0028						
Al cast alloys ≤ 10 % Si	-	≤ 180	490	0.0013	0.0024	0.0033	0.0047						
≤ 24 % Si	-	≤ 180	425	0.0013	0.0024	0.0033	0.0047						
Magnesium alloys	-	≤ 120	360	0.0008	0.0016	0.0024	0.0028						
Copper, low-alloyed	-	≤ 150	245	0.0003	0.0006	0.0009	0.0015						
Brass, short-chipping	-	≤ 180	395	0.0013	0.0024	0.0033	0.0047						
long-chipping	-	≤ 180	295	0.0013	0.0024	0.0033	0.0047						
Bronze, short-chipping	-	≤ 180	310	0.0008	0.0016	0.0024	0.0028						
	≤ 25	≤ 255	310	0.0008	0.0016	0.0024	0.0028						
Bronze, long-chipping	≤ 25	≤ 255	230	0.0008	0.0016	0.0024	0.0028						
	≤ 32	≤ 301	230	0.0008	0.0016	0.0024	0.0028						
Duroplastics			245	0.0003	0.0006	0.0009	0.0015						
Thermoplastics			230	0.0003	0.0006	0.0009	0.0015						
Reinforced plastics - Kevlar			195	0.0002	0.0004	0.0005	0.0010						
Reinforced plastics - GFK / CFK			165	0.0002	0.0004	0.0005	0.0010						

Series # 5020, 5021, 5024, 5026, 5646, 5647, 5648

Series # 5498

Material group	Hardness HRC	Hardness BHN	SFM	Feed Rate - IPR 1/16 in. 1.590 mm	1/8 in. 3.170 mm	1/4 in. 6.350 mm	3/8 in. 9.520 mm	1/2 in. 12.700 mm	5/8 in. 15.870 mm	3/4 in. 19.050 mm	1 in. 25.400 mm	1 1/4 in. 31.750 mm	1 1/2 in. 38.100 mm
Common structural steels	- ≤ 32	≤ 150 ≤ 301	655 655		0.0065 0.0050	0.0100 0.0080	0.0155 0.0125	0.0155 0.0125	0.0195 0.0155	0.0250 0.0195			
Free-cutting steels	≤ 25 ≤ 32	≤ 255 ≤ 301	655 655		0.0065 0.0065	0.0100 0.0100	0.0155 0.0155	0.0155 0.0155	0.0195 0.0195	0.0250 0.0250			
Unalloyed heat-treatable steels	≤ 20 ≤ 25 ≤ 32	≤ 220 ≤ 255 ≤ 301	590 525 425		0.0065 0.0065 0.0065	0.0100 0.0100 0.0100	0.0155 0.0155 0.0155	0.0155 0.0155 0.0155	0.0195 0.0195 0.0195	0.0250 0.0250 0.0250			
Alloyed heat-treatable steels	≤ 32 ≤ 43	≤ 301 ≤ 402	395 395		0.0065 0.0050	0.0100 0.0080	0.0155 0.0125	0.0155 0.0125	0.0195 0.0155	0.0250 0.0195			
Unalloyed case hardened steels	≤ 25	≤ 255	590		0.0065	0.0100	0.0155	0.0155	0.0195	0.0250			
Alloyed case hardened steels	≤ 32 ≤ 43	≤ 301 ≤ 402	395 360		0.0065 0.0050	0.0100 0.0080	0.0155 0.0125	0.0155 0.0125	0.0195 0.0155	0.0250 0.0195			
Nitriding steels	≤ 32 ≤ 43	≤ 301 ≤ 402	360 330		0.0050 0.0030	0.0080 0.0050	0.0125 0.0080	0.0125 0.0080	0.0155 0.0100	0.0195 0.0125			
Tool steels	≤ 25 ≤ 43	≤ 255 ≤ 402	295 215		0.0050 0.0040	0.0080 0.0065	0.0125 0.0100	0.0125 0.0100	0.0155 0.0125	0.0195 0.0155			
High speed steels	≤ 43	≤ 402	195		0.0030	0.0050	0.0080	0.0080	0.0100	0.0125			
Spring steels	≤ 38	≤ 354	195		0.0030	0.0050	0.0080	0.0080	0.0100	0.0125			
Hardened steels	≤ 48 ≤ 66	≤ 460 -	180		0.0020	0.0030	0.0050	0.0050	0.0065	0.0080			
Stainless steels, sulphured austenitic martensitic	≤ 28 ≤ 36 ≤ 46	≤ 273 ≤ 337 ≤ 435	260 195		0.0030 0.0030	0.0050 0.0050	0.0080 0.0080	0.0080 0.0080	0.0100 0.0100	0.0125 0.0125			
Cast iron	≤ 23 ≤ 38	≤ 242 ≤ 354	590 590		0.0065 0.0065	0.0125 0.0125	0.0155 0.0155	0.0195 0.0195	0.0250 0.0250	0.0250 0.0250			
Spheroidal graphite iron and malleable cast iron	≤ 23 ≤ 38	≤ 242 ≤ 354	525 460		0.0065 0.0065	0.0125 0.0100	0.0155 0.0155	0.0195 0.0155	0.0250 0.0195	0.0250 0.0250			
Chilled cast iron	≤ 38	≤ 354											
New cast materials GGV	≤ 20 ≤ 32	≤ 220 ≤ 301	460 460		0.0065 0.0065	0.0100 0.0100	0.0155 0.0155	0.0155 0.0155	0.0195 0.0195	0.0250 0.0250			
New cast materials ADI	≤ 32 ≤ 43	≤ 301 ≤ 402	260 260		0.0050 0.0050	0.0080 0.0080	0.0125 0.0125	0.0125 0.0125	0.0155 0.0155	0.0195 0.0195			
Special alloys	≤ 54	≤ 549	100		0.0025	0.0040	0.0065	0.0065	0.0080	0.0100			
Ti and Ti-alloys	≤ 25 ≤ 43	≤ 255 ≤ 402	130 115		0.0025 0.0020	0.0040 0.0030	0.0065 0.0050	0.0065 0.0050	0.0080 0.0065	0.0100 0.0080			
Aluminium and Al-alloys	-	≤ 120											
Al wrought alloys	-	≤ 200											
Al cast alloys ≤ 10 % Si ≤ 24 % Si	- -	≤ 180 ≤ 180											
Magnesium alloys	-	≤ 120											
Copper, low-alloyed	-	≤ 150											
Brass, short-chipping long-chipping	- -	≤ 180 ≤ 180											
Bronze, short-chipping	- ≤ 25	≤ 180 ≤ 255											
Bronze, long-chipping	≤ 25 ≤ 32	≤ 255 ≤ 301											
Duroplastics Thermoplastics Reinforced plastics - Kevlar Reinforced plastics - GFK / CFK													

Series # 5499

Material group	Hardness HRC	Hardness BHN	SFM	Feed Rate - IPR 1/16 in. 1.590 mm	1/8 in. 3.170 mm	1/4 in. 6.350 mm	3/8 in. 9.520 mm	1/2 in. 12.700 mm	5/8 in. 15.870 mm	3/4 in. 19.050 mm	1 in. 25.400 mm	1 1/4 in. 31.750 mm	1 1/2 in. 38.100 mm
Common structural steels	- ≤ 32	≤ 150 ≤ 301	590 590		0.0065 0.0050	0.0100 0.0080	0.0155 0.0125	0.0155 0.0125	0.0195 0.0155	0.0250 0.0195			
Free-cutting steels	≤ 25 ≤ 32	≤ 255 ≤ 301	590 590		0.0065 0.0065	0.0100 0.0100	0.0155 0.0155	0.0155 0.0155	0.0195 0.0195	0.0250 0.0250			
Unalloyed heat-treatable steels	≤ 20 ≤ 25 ≤ 32	≤ 220 ≤ 255 ≤ 301	525 460 395		0.0065 0.0065 0.0065	0.0100 0.0100 0.0100	0.0155 0.0155 0.0155	0.0155 0.0155 0.0155	0.0195 0.0195 0.0195	0.0250 0.0250 0.0250			
Alloyed heat-treatable steels	≤ 32 ≤ 43	≤ 301 ≤ 402	360 360		0.0065 0.0050	0.0100 0.0080	0.0155 0.0125	0.0155 0.0125	0.0195 0.0155	0.0250 0.0195			
Unalloyed case hardened steels	≤ 25	≤ 255	525		0.0065	0.0100	0.0155	0.0155	0.0195	0.0250			
Alloyed case hardened steels	≤ 32 ≤ 43	≤ 301 ≤ 402	360 330		0.0065 0.0050	0.0100 0.0080	0.0155 0.0125	0.0155 0.0125	0.0195 0.0155	0.0250 0.0195			
Nitriding steels	≤ 32 ≤ 43	≤ 301 ≤ 402	330 295		0.0050 0.0030	0.0080 0.0050	0.0125 0.0080	0.0125 0.0080	0.0155 0.0100	0.0195 0.0125			
Tool steels	≤ 25 ≤ 43	≤ 255 ≤ 402	260 195		0.0050 0.0040	0.0080 0.0065	0.0125 0.0100	0.0125 0.0100	0.0155 0.0125	0.0195 0.0155			
High speed steels	≤ 43	≤ 402	180		0.0030	0.0050	0.0080	0.0080	0.0100	0.0125			
Spring steels	≤ 38	≤ 354	180		0.0030	0.0050	0.0080	0.0080	0.0100	0.0125			
Hardened steels	≤ 48 ≤ 66	≤ 460 -	150		0.0020	0.0030	0.0050	0.0050	0.0065	0.0080			
Stainless steels, sulphured austenitic martensitic	≤ 28 ≤ 36 ≤ 46	≤ 273 ≤ 337 ≤ 435	230 165		0.0030 0.0030	0.0050 0.0050	0.0080 0.0080	0.0080 0.0080	0.0100 0.0100	0.0125 0.0125			
Cast iron	≤ 23 ≤ 38	≤ 242 ≤ 354	540 475		0.0065 0.0065	0.0125 0.0125	0.0155 0.0155	0.0195 0.0195	0.0250 0.0250	0.0250 0.0250			
Spheroidal graphite iron and malleable cast iron	≤ 23 ≤ 38	≤ 242 ≤ 354	425 425		0.0065 0.0065	0.0125 0.0100	0.0155 0.0155	0.0195 0.0155	0.0250 0.0195	0.0250 0.0250			
Chilled cast iron	≤ 38	≤ 354											
New cast materials GGV	≤ 20 ≤ 32	≤ 220 ≤ 301	425 425		0.0065 0.0065	0.0100 0.0100	0.0155 0.0155	0.0155 0.0155	0.0195 0.0195	0.0250 0.0250			
New cast materials ADI	≤ 32 ≤ 43	≤ 301 ≤ 402	230 230		0.0050 0.0050	0.0080 0.0080	0.0125 0.0125	0.0125 0.0125	0.0155 0.0155	0.0195 0.0195			
Special alloys	≤ 54	≤ 549	80		0.0025	0.0040	0.0065	0.0065	0.0080	0.0100			
Ti and Ti-alloys	≤ 25 ≤ 43	≤ 255 ≤ 402	115 100		0.0025 0.0020	0.0040 0.0030	0.0065 0.0050	0.0065 0.0050	0.0080 0.0065	0.0100 0.0080			
Aluminium and Al-alloys	-	≤ 120											
Al wrought alloys	-	≤ 200											
Al cast alloys ≤ 10 % Si ≤ 24 % Si	- -	≤ 180 ≤ 180											
Magnesium alloys	-	≤ 120											
Copper, low-alloyed	-	≤ 150											
Brass, short-chipping long-chipping	- -	≤ 180 ≤ 180											
Bronze, short-chipping	- ≤ 25	≤ 180 ≤ 255											
Bronze, long-chipping	≤ 25 ≤ 32	≤ 255 ≤ 301											
Duroplastics Thermoplastics Reinforced plastics - Kevlar Reinforced plastics - GFK / CFK													

Series # 5500, 5501, 5538, 5539

Material group	Hardness HRC	Hardness BHN	SFM	Feed Rate - IPR 6.30 mm	8.00 mm	10.00 mm	12.50 mm	16.00 mm	20.00 mm	25.00 mm	31.50 mm
Common structural steels	-	≤ 150	135	0.0045	0.0050	0.0055	0.0060	0.0065	0.0070	0.0095	0.0045
	≤ 32	≤ 301	130	0.0030	0.0030	0.0035	0.0040	0.0045	0.0050	0.0065	0.0030
Free-cutting steels	≤ 25	≤ 255	135	0.0045	0.0050	0.0055	0.0060	0.0065	0.0070	0.0095	0.0045
	≤ 32	≤ 301	130	0.0030	0.0030	0.0035	0.0040	0.0045	0.0050	0.0065	0.0030
Unalloyed heat-treatable steels	≤ 20	≤ 220	135	0.0045	0.0050	0.0055	0.0060	0.0065	0.0070	0.0095	0.0045
	≤ 25	≤ 255	130	0.0045	0.0050	0.0055	0.0060	0.0065	0.0070	0.0095	0.0045
	≤ 32	≤ 301	80	0.0030	0.0030	0.0035	0.0040	0.0045	0.0050	0.0065	0.0030
Alloyed heat-treatable steels	≤ 32	≤ 301	60	0.0045	0.0050	0.0055	0.0060	0.0065	0.0070	0.0095	0.0045
	≤ 43	≤ 402	50	0.0030	0.0030	0.0035	0.0040	0.0045	0.0050	0.0065	0.0030
Unalloyed case hardened steels	≤ 25	≤ 255	105	0.0045	0.0050	0.0055	0.0060	0.0065	0.0070	0.0095	0.0045
Alloyed case hardened steels	≤ 32	≤ 301	60	0.0045	0.0050	0.0055	0.0060	0.0065	0.0070	0.0095	0.0045
	≤ 43	≤ 402	45	0.0030	0.0030	0.0035	0.0040	0.0045	0.0050	0.0065	0.0030
Nitriding steels	≤ 32	≤ 301	60	0.0030	0.0030	0.0035	0.0040	0.0045	0.0050	0.0065	0.0030
	≤ 43	≤ 402	50	0.0015	0.0020	0.0025	0.0025	0.0030	0.0030	0.0045	0.0015
Tool steels	≤ 25	≤ 255	70	0.0030	0.0030	0.0035	0.0040	0.0045	0.0050	0.0065	0.0030
	≤ 43	≤ 402	60	0.0015	0.0020	0.0025	0.0025	0.0030	0.0030	0.0045	0.0015
High speed steels	≤ 43	≤ 402	60	0.0015	0.0020	0.0025	0.0025	0.0030	0.0030	0.0045	0.0015
Spring steels	≤ 38	≤ 354	45	0.0015	0.0020	0.0025	0.0025	0.0030	0.0030	0.0045	0.0015
Hardened steels	≤ 48	≤ 460									
	≤ 66	-									
Stainless steels, sulphured	≤ 28	≤ 273	65	0.0030	0.0030	0.0035	0.0040	0.0045	0.0050	0.0065	0.0030
austenitic	≤ 36	≤ 337	50	0.0015	0.0020	0.0025	0.0025	0.0030	0.0030	0.0045	0.0015
martensitic	≤ 46	≤ 435	60	0.0015	0.0020	0.0025	0.0025	0.0030	0.0030	0.0045	0.0015
Cast iron	≤ 23	≤ 242	105	0.0045	0.0050	0.0055	0.0060	0.0065	0.0070	0.0095	0.0045
	≤ 38	≤ 354	65	0.0045	0.0050	0.0055	0.0060	0.0065	0.0070	0.0095	0.0045
Spheroidal graphite iron and	≤ 23	≤ 242	90	0.0045	0.0050	0.0055	0.0060	0.0065	0.0070	0.0095	0.0045
malleable cast iron	≤ 38	≤ 354	80	0.0045	0.0050	0.0055	0.0060	0.0065	0.0070	0.0095	0.0045
Chilled cast iron	≤ 38	≤ 354	35	0.0015	0.0020	0.0025	0.0025	0.0030	0.0030	0.0045	0.0015
New cast materials GGV	≤ 20	≤ 220	90	0.0045	0.0050	0.0055	0.0060	0.0065	0.0070	0.0095	0.0045
	≤ 32	≤ 301	60	0.0045	0.0050	0.0055	0.0060	0.0065	0.0070	0.0095	0.0045
New cast materials ADI	≤ 32	≤ 301									
	≤ 43	≤ 402									
Special alloys	≤ 54	≤ 549	35	0.0015	0.0020	0.0025	0.0025	0.0030	0.0030	0.0045	0.0015
Ti and Ti-alloys	≤ 25	≤ 255	60	0.0030	0.0030	0.0035	0.0040	0.0045	0.0050	0.0065	0.0030
	≤ 43	≤ 402	45	0.0015	0.0020	0.0025	0.0025	0.0030	0.0030	0.0045	0.0015
Aluminium and Al-alloys	-	≤ 120	375	0.0060	0.0065	0.0065	0.0075	0.0085	0.0090	0.0120	0.0060
Al wrought alloys	-	≤ 200	290	0.0060	0.0065	0.0065	0.0075	0.0085	0.0090	0.0120	0.0060
Al cast alloys ≤ 10 % Si	-	≤ 180	165	0.0045	0.0050	0.0055	0.0060	0.0065	0.0070	0.0095	0.0045
≤ 24 % Si	-	≤ 180	130	0.0045	0.0050	0.0055	0.0060	0.0065	0.0070	0.0095	0.0045
Magnesium alloys	-	≤ 120	415	0.0060	0.0065	0.0065	0.0075	0.0085	0.0090	0.0120	0.0060
Copper, low-alloyed	-	≤ 150	250	0.0060	0.0065	0.0065	0.0075	0.0085	0.0090	0.0120	0.0060
Brass, short-chipping	-	≤ 180	330	0.0060	0.0065	0.0065	0.0075	0.0085	0.0090	0.0120	0.0060
long-chipping	-	≤ 180	210	0.0060	0.0065	0.0065	0.0075	0.0085	0.0090	0.0120	0.0060
Bronze, short-chipping	-	≤ 180	130	0.0060	0.0065	0.0065	0.0075	0.0085	0.0090	0.0120	0.0060
	≤ 25	≤ 255	110	0.0060	0.0065	0.0065	0.0075	0.0085	0.0090	0.0120	0.0060
Bronze, long-chipping	≤ 25	≤ 255	100	0.0060	0.0065	0.0065	0.0075	0.0085	0.0090	0.0120	0.0060
	≤ 32	≤ 301	80	0.0060	0.0065	0.0065	0.0075	0.0085	0.0090	0.0120	0.0060
Duroplastics			130	0.0060	0.0065	0.0065	0.0075	0.0085	0.0090	0.0120	0.0060
Thermoplastics			165	0.0060	0.0065	0.0065	0.0075	0.0085	0.0090	0.0120	0.0060
Reinforced plastics - Kevlar											
Reinforced plastics - GFK / CFK											

Series # 5503

Material group	Hardness HRC	Hardness BHN	SFM	Feed Rate - IPR 6.30 mm	8.00 mm	10.00 mm	12.50 mm	16.00 mm	20.00 mm	25.00 mm	31.50 mm
Common structural steels	-	≤ 150	120	0.0045	0.0050	0.0055	0.0060	0.0065	0.0070	0.0095	0.0045
	≤ 32	≤ 301	115	0.0030	0.0030	0.0035	0.0040	0.0045	0.0050	0.0065	0.0030
Free-cutting steels	≤ 25	≤ 255	120	0.0045	0.0050	0.0055	0.0060	0.0065	0.0070	0.0095	0.0045
	≤ 32	≤ 301	115	0.0030	0.0030	0.0035	0.0040	0.0045	0.0050	0.0065	0.0030
Unalloyed heat-treatable steels	≤ 20	≤ 220	120	0.0045	0.0050	0.0055	0.0060	0.0065	0.0070	0.0095	0.0045
	≤ 25	≤ 255	115	0.0045	0.0050	0.0055	0.0060	0.0065	0.0070	0.0095	0.0045
	≤ 32	≤ 301	75	0.0030	0.0030	0.0035	0.0040	0.0045	0.0050	0.0065	0.0030
Alloyed heat-treatable steels	≤ 32	≤ 301	55	0.0045	0.0050	0.0055	0.0060	0.0065	0.0070	0.0095	0.0045
	≤ 43	≤ 402	45	0.0030	0.0030	0.0035	0.0040	0.0045	0.0050	0.0065	0.0030
Unalloyed case hardened steels	≤ 25	≤ 255	95	0.0045	0.0050	0.0055	0.0060	0.0065	0.0070	0.0095	0.0045
Alloyed case hardened steels	≤ 32	≤ 301	55	0.0045	0.0050	0.0055	0.0060	0.0065	0.0070	0.0095	0.0045
	≤ 43	≤ 402	40	0.0030	0.0030	0.0035	0.0040	0.0045	0.0050	0.0065	0.0030
Nitriding steels	≤ 32	≤ 301	55	0.0030	0.0030	0.0035	0.0040	0.0045	0.0050	0.0065	0.0030
	≤ 43	≤ 402	45	0.0015	0.0020	0.0025	0.0025	0.0030	0.0030	0.0045	0.0015
Tool steels	≤ 25	≤ 255	65	0.0030	0.0030	0.0035	0.0040	0.0045	0.0050	0.0065	0.0030
	≤ 43	≤ 402	55	0.0015	0.0020	0.0025	0.0025	0.0030	0.0030	0.0045	0.0015
High speed steels	≤ 43	≤ 402	55	0.0015	0.0020	0.0025	0.0025	0.0030	0.0030	0.0045	0.0015
Spring steels	≤ 38	≤ 354	40	0.0015	0.0020	0.0025	0.0025	0.0030	0.0030	0.0045	0.0015
Hardened steels	≤ 48	≤ 460									
	≤ 66	-									
Stainless steels, sulphured	≤ 28	≤ 273	60	0.0030	0.0030	0.0035	0.0040	0.0045	0.0050	0.0065	0.0030
austenitic	≤ 36	≤ 337	45	0.0015	0.0020	0.0025	0.0025	0.0030	0.0030	0.0045	0.0015
martensitic	≤ 46	≤ 435	50	0.0015	0.0020	0.0025	0.0025	0.0030	0.0030	0.0045	0.0015
Cast iron	≤ 23	≤ 242	95	0.0045	0.0050	0.0055	0.0060	0.0065	0.0070	0.0095	0.0045
	≤ 38	≤ 354	60	0.0045	0.0050	0.0055	0.0060	0.0065	0.0070	0.0095	0.0045
Spheroidal graphite iron and	≤ 23	≤ 242	80	0.0045	0.0050	0.0055	0.0060	0.0065	0.0070	0.0095	0.0045
malleable cast iron	≤ 38	≤ 354	75	0.0045	0.0050	0.0055	0.0060	0.0065	0.0070	0.0095	0.0045
Chilled cast iron	≤ 38	≤ 354	30	0.0015	0.0020	0.0025	0.0025	0.0030	0.0030	0.0045	0.0015
New cast materials GGV	≤ 20	≤ 220	80	0.0045	0.0050	0.0055	0.0060	0.0065	0.0070	0.0095	0.0045
	≤ 32	≤ 301	50	0.0045	0.0050	0.0055	0.0060	0.0065	0.0070	0.0095	0.0045
New cast materials ADI	≤ 32	≤ 301									
	≤ 43	≤ 402									
Special alloys	≤ 54	≤ 549	30	0.0015	0.0020	0.0025	0.0025	0.0030	0.0030	0.0045	0.0015
Ti and Ti-alloys	≤ 25	≤ 255	55	0.0030	0.0030	0.0035	0.0040	0.0045	0.0050	0.0065	0.0030
	≤ 43	≤ 402	40	0.0015	0.0020	0.0025	0.0025	0.0030	0.0030	0.0045	0.0015
Aluminium and Al-alloys	-	≤ 120	340	0.0060	0.0065	0.0065	0.0075	0.0085	0.0090	0.0120	0.0060
Al wrought alloys	-	≤ 200	265	0.0060	0.0065	0.0065	0.0075	0.0085	0.0090	0.0120	0.0060
Al cast alloys ≤ 10 % Si	-	≤ 180	150	0.0045	0.0050	0.0055	0.0060	0.0065	0.0070	0.0095	0.0045
≤ 24 % Si	-	≤ 180	115	0.0045	0.0050	0.0055	0.0060	0.0065	0.0070	0.0095	0.0045
Magnesium alloys	-	≤ 120	375	0.0060	0.0065	0.0065	0.0075	0.0085	0.0090	0.0120	0.0060
Copper, low-alloyed	-	≤ 150	225	0.0060	0.0065	0.0065	0.0075	0.0085	0.0090	0.0120	0.0060
Brass, short-chipping	-	≤ 180	300	0.0060	0.0065	0.0065	0.0075	0.0085	0.0090	0.0120	0.0060
long-chipping	-	≤ 180	190	0.0060	0.0065	0.0065	0.0075	0.0085	0.0090	0.0120	0.0060
Bronze, short-chipping	-	≤ 180	115	0.0060	0.0065	0.0065	0.0075	0.0085	0.0090	0.0120	0.0060
	≤ 25	≤ 255	100	0.0060	0.0065	0.0065	0.0075	0.0085	0.0090	0.0120	0.0060
Bronze, long-chipping	≤ 25	≤ 255	90	0.0060	0.0065	0.0065	0.0075	0.0085	0.0090	0.0120	0.0060
	≤ 32	≤ 301	75	0.0060	0.0065	0.0065	0.0075	0.0085	0.0090	0.0120	0.0060
Duroplastics			115	0.0060	0.0065	0.0065	0.0075	0.0085	0.0090	0.0120	0.0060
Thermoplastics			150	0.0060	0.0065	0.0065	0.0075	0.0085	0.0090	0.0120	0.0060
Reinforced plastics - Kevlar											
Reinforced plastics - GFK / CFK											

Series # 5510

Material group	Hardness HRC	Hardness BHN	SFM	Feed Rate - IPR 1/16 in. 1.590 mm	1/8 in. 3.170 mm	1/4 in. 6.350 mm	3/8 in. 9.520 mm	1/2 in. 12.700 mm	5/8 in. 15.870 mm	3/4 in. 19.050 mm	1 in. 25.400 mm	1 1/4 in. 31.750 mm	1 1/2 in. 38.100 mm
Common structural steels	- ≤ 32	≤ 150 ≤ 301	475 395		0.0065 0.0050	0.0100 0.0080	0.0125 0.0100	0.0160 0.0125	0.0160 0.0125	0.0180 0.0140			
Free-cutting steels	≤ 25 ≤ 32	≤ 255 ≤ 301	560 475		0.0080 0.0080	0.0125 0.0125	0.0160 0.0160	0.0200 0.0200	0.0200 0.0200	0.0220 0.0220			
Unalloyed heat-treatable steels	≤ 20 ≤ 25 ≤ 32	≤ 220 ≤ 255 ≤ 301	425 410 395		0.0080 0.0065 0.0065	0.0125 0.0100 0.0100	0.0160 0.0125 0.0125	0.0200 0.0160 0.0160	0.0200 0.0160 0.0160	0.0220 0.0180 0.0180			
Alloyed heat-treatable steels	≤ 32 ≤ 43	≤ 301 ≤ 402	395 345		0.0065 0.0065	0.0100 0.0100	0.0125 0.0125	0.0160 0.0160	0.0160 0.0160	0.0180 0.0180			
Unalloyed case hardened steels	≤ 25	≤ 255	475		0.0080	0.0125	0.0160	0.0200	0.0200	0.0220			
Alloyed case hardened steels	≤ 32 ≤ 43	≤ 301 ≤ 402	395 280		0.0065 0.0040	0.0100 0.0065	0.0125 0.0080	0.0160 0.0100	0.0160 0.0100	0.0180 0.0110			
Nitriding steels	≤ 32 ≤ 43	≤ 301 ≤ 402	360 345		0.0065 0.0040	0.0100 0.0065	0.0125 0.0080	0.0160 0.0100	0.0160 0.0100	0.0180 0.0110			
Tool steels	≤ 25 ≤ 43	≤ 255 ≤ 402	260 215		0.0050 0.0040	0.0080 0.0065	0.0100 0.0080	0.0125 0.0100	0.0125 0.0100	0.0140 0.0110			
High speed steels	≤ 43	≤ 402	195		0.0030	0.0050	0.0065	0.0080	0.0080	0.0090			
Spring steels	≤ 38	≤ 354	195		0.0025	0.0040	0.0050	0.0065	0.0065	0.0070			
Hardened steels	≤ 48 ≤ 66	≤ 460 -	180 115		0.0025 0.0020	0.0040 0.0030	0.0050 0.0040	0.0065 0.0050	0.0065 0.0050	0.0070 0.0055			
Stainless steels, sulphured austenitic martensitic	≤ 28 ≤ 36 ≤ 46	≤ 273 ≤ 337 ≤ 435	195 180 165		0.0040 0.0040 0.0040	0.0065 0.0065 0.0065	0.0080 0.0080 0.0080	0.0100 0.0100 0.0100	0.0100 0.0100 0.0100	0.0110 0.0110 0.0110			
Cast iron	≤ 23 ≤ 38	≤ 242 ≤ 354	690 525		0.0100 0.0100	0.0160 0.0160	0.0200 0.0200	0.0245 0.0245	0.0245 0.0245	0.0265 0.0265			
Spheroidal graphite iron and malleable cast iron	≤ 23 ≤ 38	≤ 242 ≤ 354	460 425		0.0100 0.0080	0.0160 0.0125	0.0200 0.0160	0.0245 0.0200	0.0245 0.0200	0.0265 0.0220			
Chilled cast iron	≤ 38	≤ 354	130		0.0025	0.0040	0.0050	0.0065	0.0065	0.0070			
New cast materials GGV	≤ 20 ≤ 32	≤ 220 ≤ 301											
New cast materials ADI	≤ 32 ≤ 43	≤ 301 ≤ 402											
Special alloys	≤ 54	≤ 549	115		0.0030	0.0050	0.0065	0.0080	0.0080	0.0090			
Ti and Ti-alloys	≤ 25 ≤ 43	≤ 255 ≤ 402	150 130		0.0030 0.0030	0.0050 0.0050	0.0065 0.0065	0.0080 0.0080	0.0080 0.0080	0.0090 0.0090			
Aluminium and Al-alloys	-	≤ 120	1015		0.0100	0.0160	0.0200	0.0245	0.0245	0.0265			
Al wrought alloys	-	≤ 200	1015		0.0100	0.0160	0.0200	0.0245	0.0245	0.0265			
Al cast alloys ≤ 10 % Si ≤ 24 % Si	- -	≤ 180 ≤ 180	855 720		0.0100 0.0100	0.0160 0.0160	0.0200 0.0200	0.0245 0.0245	0.0245 0.0245	0.0265 0.0265			
Magnesium alloys	-	≤ 120	920		0.0080	0.0125	0.0160	0.0200	0.0200	0.0220			
Copper, low-alloyed	-	≤ 150	410		0.0065	0.0100	0.0125	0.0160	0.0160	0.0180			
Brass, short-chipping long-chipping	- -	≤ 180 ≤ 180	1065 720		0.0080 0.0065	0.0125 0.0100	0.0160 0.0125	0.0200 0.0160	0.0200 0.0160	0.0220 0.0180			
Bronze, short-chipping	- ≤ 25	≤ 180 ≤ 255	410 345		0.0065 0.0050	0.0100 0.0080	0.0125 0.0100	0.0160 0.0125	0.0160 0.0125	0.0180 0.0140			
Bronze, long-chipping	≤ 25 ≤ 32	≤ 255 ≤ 301	295 260		0.0050 0.0050	0.0080 0.0080	0.0100 0.0100	0.0125 0.0125	0.0125 0.0125	0.0140 0.0140			
Duroplastics Thermoplastics Reinforced plastics - Kevlar Reinforced plastics - GFK / CFK													

Series # 5511

Material group	Hardness HRC	Hardness BHN	SFM	Feed Rate - IPR 1/16 in. 1.590 mm	1/8 in. 3.170 mm	1/4 in. 6.350 mm	3/8 in. 9.520 mm	1/2 in. 12.700 mm	5/8 in. 15.870 mm	3/4 in. 19.050 mm	1 in. 25.400 mm	1 1/4 in. 31.750 mm	1 1/2 in. 38.100 mm
Common structural steels	- ≤ 32	≤ 150 ≤ 301	475 395		0.0065 0.0050	0.0100 0.0080	0.0125 0.0100	0.0160 0.0125	0.0160 0.0125	0.0180 0.0140	0.0200 0.0160		
Free-cutting steels	≤ 25 ≤ 32	≤ 255 ≤ 301	560 475		0.0080 0.0080	0.0125 0.0125	0.0160 0.0160	0.0200 0.0200	0.0200 0.0200	0.0220 0.0220	0.0245 0.0245		
Unalloyed heat-treatable steels	≤ 20 ≤ 25 ≤ 32	≤ 220 ≤ 255 ≤ 301	425 410 395		0.0080 0.0065 0.0065	0.0125 0.0100 0.0100	0.0160 0.0125 0.0125	0.0200 0.0160 0.0160	0.0200 0.0160 0.0160	0.0220 0.0180 0.0180	0.0245 0.0200 0.0200		
Alloyed heat-treatable steels	≤ 32 ≤ 43	≤ 301 ≤ 402	395 345		0.0065 0.0065	0.0100 0.0100	0.0125 0.0125	0.0160 0.0160	0.0160 0.0160	0.0180 0.0180	0.0200 0.0200		
Unalloyed case hardened steels	≤ 25	≤ 255	475		0.0080	0.0125	0.0160	0.0200	0.0200	0.0220	0.0245		
Alloyed case hardened steels	≤ 32 ≤ 43	≤ 301 ≤ 402	395 280		0.0065 0.0040	0.0100 0.0065	0.0125 0.0080	0.0160 0.0100	0.0160 0.0100	0.0180 0.0110	0.0200 0.0125		
Nitriding steels	≤ 32 ≤ 43	≤ 301 ≤ 402	350 330		0.0065 0.0040	0.0100 0.0065	0.0125 0.0080	0.0160 0.0100	0.0160 0.0100	0.0180 0.0110	0.0200 0.0125		
Tool steels	≤ 25 ≤ 43	≤ 255 ≤ 402	240 180		0.0050 0.0040	0.0080 0.0065	0.0100 0.0080	0.0125 0.0100	0.0125 0.0100	0.0140 0.0110	0.0160 0.0125		
High speed steels	≤ 43	≤ 402	195		0.0030	0.0050	0.0065	0.0080	0.0080	0.0090	0.0100		
Spring steels	≤ 38	≤ 354	195		0.0025	0.0040	0.0050	0.0065	0.0065	0.0070	0.0080		
Hardened steels	≤ 48 ≤ 66	≤ 460 -	180 115		0.0025 0.0020	0.0040 0.0030	0.0050 0.0040	0.0065 0.0050	0.0065 0.0050	0.0070 0.0055	0.0080 0.0065		
Stainless steels, sulphured austenitic martensitic	≤ 28 ≤ 36 ≤ 46	≤ 273 ≤ 337 ≤ 435	195 180 165		0.0040 0.0040 0.0040	0.0065 0.0065 0.0065	0.0080 0.0080 0.0080	0.0100 0.0100 0.0100	0.0100 0.0100 0.0100	0.0110 0.0110 0.0110	0.0125 0.0125 0.0125		
Cast iron	≤ 23 ≤ 38	≤ 242 ≤ 354	690 525		0.0100 0.0100	0.0160 0.0160	0.0200 0.0200	0.0245 0.0245	0.0245 0.0245	0.0265 0.0265	0.0290 0.0290		
Spheroidal graphite iron and malleable cast iron	≤ 23 ≤ 38	≤ 242 ≤ 354	450 425		0.0100 0.0080	0.0160 0.0125	0.0200 0.0160	0.0245 0.0200	0.0245 0.0200	0.0265 0.0220	0.0290 0.0245		
Chilled cast iron	≤ 38	≤ 354	130		0.0025	0.0040	0.0050	0.0065	0.0065	0.0070	0.0080		
New cast materials GGV	≤ 20 ≤ 32	≤ 220 ≤ 301											
New cast materials ADI	≤ 32 ≤ 43	≤ 301 ≤ 402											
Special alloys	≤ 54	≤ 549	115		0.0030	0.0050	0.0065	0.0080	0.0080	0.0090	0.0100		
Ti and Ti-alloys	≤ 25 ≤ 43	≤ 255 ≤ 402	150 130		0.0030 0.0025	0.0050 0.0040	0.0065 0.0050	0.0080 0.0065	0.0080 0.0065	0.0090 0.0070	0.0100 0.0080		
Aluminium and Al-alloys	-	≤ 120	1015		0.0080	0.0125	0.0160	0.0200	0.0200	0.0220	0.0245		
Al wrought alloys	-	≤ 200	1015		0.0080	0.0125	0.0160	0.0200	0.0200	0.0220	0.0245		
Al cast alloys ≤ 10 % Si ≤ 24 % Si	- -	≤ 180 ≤ 180	855 720		0.0080 0.0080	0.0125 0.0125	0.0160 0.0160	0.0200 0.0200	0.0200 0.0200	0.0220 0.0220	0.0245 0.0245		
Magnesium alloys	-	≤ 120	920		0.0080	0.0125	0.0160	0.0200	0.0200	0.0220	0.0245		
Copper, low-alloyed	-	≤ 150	410		0.0065	0.0100	0.0125	0.0160	0.0160	0.0180	0.0200		
Brass, short-chipping long-chipping	- -	≤ 180 ≤ 180	1065 720		0.0080 0.0065	0.0125 0.0100	0.0160 0.0125	0.0200 0.0160	0.0200 0.0160	0.0220 0.0180	0.0245 0.0200		
Bronze, short-chipping	- ≤ 25	≤ 180 ≤ 255	410 345		0.0065 0.0050	0.0100 0.0080	0.0125 0.0100	0.0160 0.0125	0.0160 0.0125	0.0180 0.0140	0.0200 0.0160		
Bronze, long-chipping	≤ 25 ≤ 32	≤ 255 ≤ 301	295 260		0.0050 0.0050	0.0080 0.0080	0.0100 0.0100	0.0125 0.0125	0.0125 0.0125	0.0140 0.0140	0.0160 0.0160		
Duroplastics Thermoplastics Reinforced plastics - Kevlar Reinforced plastics - GFK / CFK													

Series # 5512

Material group	Hardness HRC	Hardness BHN	SFM	Feed Rate - IPR 1/16 in. 1.590 mm	1/8 in. 3.170 mm	1/4 in. 6.350 mm	3/8 in. 9.520 mm	1/2 in. 12.700 mm	5/8 in. 15.870 mm	3/4 in. 19.050 mm	1 in. 25.400 mm	1 1/4 in. 31.750 mm	1 1/2 in. 38.100 mm
Common structural steels	-	≤ 150	460		0.0050	0.0080	0.0100	0.0125	0.0125	0.0140	0.0160		
	≤ 32	≤ 301	395		0.0040	0.0065	0.0080	0.0100	0.0100	0.0110	0.0125		
Free-cutting steels	≤ 25	≤ 255	550		0.0065	0.0100	0.0125	0.0160	0.0160	0.0180	0.0200		
	≤ 32	≤ 301	480		0.0065	0.0100	0.0125	0.0160	0.0160	0.0180	0.0200		
Unalloyed heat-treatable steels	≤ 20	≤ 220	415		0.0065	0.0100	0.0125	0.0160	0.0160	0.0180	0.0200		
	≤ 25	≤ 255	400		0.0050	0.0080	0.0100	0.0125	0.0125	0.0140	0.0160		
	≤ 32	≤ 301	395		0.0050	0.0080	0.0100	0.0125	0.0125	0.0140	0.0160		
Alloyed heat-treatable steels	≤ 32	≤ 301	395		0.0050	0.0080	0.0100	0.0125	0.0125	0.0140	0.0160		
	≤ 43	≤ 402	335		0.0050	0.0080	0.0100	0.0125	0.0125	0.0140	0.0160		
Unalloyed case hardened steels	≤ 25	≤ 255	465		0.0065	0.0100	0.0125	0.0160	0.0160	0.0180	0.0200		
Alloyed case hardened steels	≤ 32	≤ 301	395		0.0050	0.0080	0.0100	0.0125	0.0125	0.0140	0.0160		
	≤ 43	≤ 402	270		0.0030	0.0050	0.0065	0.0080	0.0080	0.0090	0.0100		
Nitriding steels	≤ 32	≤ 301	340		0.0050	0.0080	0.0100	0.0125	0.0125	0.0140	0.0160		
	≤ 43	≤ 402	325		0.0040	0.0065	0.0080	0.0100	0.0100	0.0110	0.0125		
Tool steels	≤ 25	≤ 255	230		0.0040	0.0065	0.0080	0.0100	0.0100	0.0110	0.0125		
	≤ 43	≤ 402	175		0.0030	0.0050	0.0065	0.0080	0.0080	0.0090	0.0100		
High speed steels	≤ 43	≤ 402	195		0.0025	0.0040	0.0050	0.0065	0.0065	0.0070	0.0080		
Spring steels	≤ 38	≤ 354	195		0.0020	0.0030	0.0040	0.0050	0.0050	0.0055	0.0065		
Hardened steels	≤ 48	≤ 460	175		0.0020	0.0030	0.0040	0.0050	0.0050	0.0055	0.0065		
	≤ 66	-	110		0.0020	0.0030	0.0040	0.0050	0.0050	0.0055	0.0065		
Stainless steels, sulphured	≤ 28	≤ 273	195		0.0030	0.0050	0.0065	0.0080	0.0080	0.0090	0.0100		
austenitic	≤ 36	≤ 337	175		0.0030	0.0050	0.0065	0.0080	0.0080	0.0090	0.0100		
martensitic	≤ 46	≤ 435	155		0.0030	0.0050	0.0065	0.0080	0.0080	0.0090	0.0100		
Cast iron	≤ 23	≤ 242	640		0.0080	0.0125	0.0160	0.0200	0.0200	0.0220	0.0245		
	≤ 38	≤ 354	525		0.0080	0.0125	0.0160	0.0200	0.0200	0.0220	0.0245		
Spheroidal graphite iron and malleable cast iron	≤ 23	≤ 242	435		0.0080	0.0125	0.0160	0.0200	0.0200	0.0220	0.0245		
	≤ 38	≤ 354	415		0.0065	0.0100	0.0125	0.0160	0.0160	0.0180	0.0200		
Chilled cast iron	≤ 38	≤ 354	130		0.0020	0.0030	0.0040	0.0050	0.0050	0.0055	0.0065		
New cast materials GGV	≤ 20	≤ 220											
	≤ 32	≤ 301											
New cast materials ADI	≤ 32	≤ 301											
	≤ 43	≤ 402											
Special alloys	≤ 54	≤ 549	110		0.0025	0.0040	0.0050	0.0065	0.0065	0.0070	0.0080		
Ti and Ti-alloys	≤ 25	≤ 255	140		0.0020	0.0030	0.0040	0.0050	0.0050	0.0055	0.0065		
	≤ 43	≤ 402	130		0.0020	0.0030	0.0040	0.0050	0.0050	0.0055	0.0065		
Aluminium and Al-alloys	-	≤ 120	1000		0.0080	0.0125	0.0160	0.0200	0.0200	0.0220	0.0245		
Al wrought alloys	-	≤ 200	1000		0.0080	0.0125	0.0160	0.0200	0.0200	0.0220	0.0245		
Al cast alloys ≤ 10 % Si	-	≤ 180	845		0.0080	0.0125	0.0160	0.0200	0.0200	0.0220	0.0245		
≤ 24 % Si	-	≤ 180	710		0.0080	0.0125	0.0160	0.0200	0.0200	0.0220	0.0245		
Magnesium alloys	-	≤ 120	900		0.0065	0.0100	0.0125	0.0160	0.0160	0.0180	0.0200		
Copper, low-alloyed	-	≤ 150	400		0.0065	0.0100	0.0125	0.0160	0.0160	0.0180	0.0200		
Brass, short-chipping	-	≤ 180	1050		0.0080	0.0125	0.0160	0.0200	0.0200	0.0220	0.0245		
long-chipping	-	≤ 180	710		0.0065	0.0100	0.0125	0.0160	0.0160	0.0180	0.0200		
Bronze, short-chipping	-	≤ 180	410		0.0065	0.0100	0.0125	0.0160	0.0160	0.0180	0.0200		
	≤ 25	≤ 255	345		0.0050	0.0080	0.0100	0.0125	0.0125	0.0140	0.0160		
Bronze, long-chipping	≤ 25	≤ 255	285		0.0050	0.0080	0.0100	0.0125	0.0125	0.0140	0.0160		
	≤ 32	≤ 301	250		0.0050	0.0080	0.0100	0.0125	0.0125	0.0140	0.0160		
Duroplastics													
Thermoplastics													
Reinforced plastics - Kevlar													
Reinforced plastics - GFK / CFK													

Series # 5513

Material group	Hardness HRC	Hardness BHN	SFM	Feed Rate - IPR 1/16 in. 1.590 mm	1/8 in. 3.170 mm	1/4 in. 6.350 mm	3/8 in. 9.520 mm	1/2 in. 12.700 mm	5/8 in. 15.870 mm	3/4 in. 19.050 mm	1 in. 25.400 mm	1 1/4 in. 31.750 mm	1 1/2 in. 38.100 mm
Common structural steels	-	≤ 150											
	≤ 32	≤ 301											
Free-cutting steels	≤ 25	≤ 255											
	≤ 32	≤ 301											
Unalloyed heat-treatable steels	≤ 20	≤ 220											
	≤ 25	≤ 255											
	≤ 32	≤ 301											
Alloyed heat-treatable steels	≤ 32	≤ 301											
	≤ 43	≤ 402											
Unalloyed case hardened steels	≤ 25	≤ 255											
Alloyed case hardened steels	≤ 32	≤ 301											
	≤ 43	≤ 402											
Nitriding steels	≤ 32	≤ 301											
	≤ 43	≤ 402											
Tool steels	≤ 25	≤ 255											
	≤ 43	≤ 402											
High speed steels	≤ 43	≤ 402											
Spring steels	≤ 38	≤ 354											
Cast iron	≤ 23	≤ 242	395		0.0040	0.0065	0.0080	0.0100	0.0100	0.0110			
	≤ 38	≤ 354	330		0.0040	0.0065	0.0080	0.0100	0.0100	0.0110			
Spheroidal graphite iron and malleable cast iron	≤ 23	≤ 242	295		0.0040	0.0065	0.0080	0.0100	0.0100	0.0110			
	≤ 38	≤ 354	260		0.0040	0.0065	0.0080	0.0100	0.0100	0.0110			
Chilled cast iron	≤ 38	≤ 354	130		0.0020	0.0030	0.0040	0.0050	0.0055	0.0065			
New cast materials GGV	≤ 20	≤ 220											
	≤ 32	≤ 301											
New cast materials ADI	≤ 32	≤ 301											
	≤ 43	≤ 402											
Special alloys	≤ 54	≤ 549											
Ti and Ti-alloys	≤ 25	≤ 255											
	≤ 43	≤ 402											
Aluminium and Al-alloys	-	≤ 120	1345		0.0065	0.0100	0.0125	0.0160	0.0180	0.0200			
Al wrought alloys	-	≤ 200	1345		0.0065	0.0100	0.0125	0.0160	0.0180	0.0200			
Al cast alloys ≤ 10 % Si	-	≤ 180	1245		0.0065	0.0100	0.0125	0.0160	0.0180	0.0200			
≤ 24 % Si	-	≤ 180	1080		0.0065	0.0100	0.0125	0.0160	0.0180	0.0200			
Magnesium alloys	-	≤ 120											
Copper, low-alloyed	-	≤ 150											
Brass, short-chipping	-	≤ 180	920		0.0050	0.0080	0.0100	0.0125	0.0125	0.0140			
long-chipping	-	≤ 180											
Bronze, short-chipping	-	≤ 180	360		0.0040	0.0065	0.0080	0.0100	0.0100	0.0110			
	≤ 25	≤ 255	260		0.0030	0.0050	0.0065	0.0080	0.0080	0.0090			
Bronze, long-chipping	≤ 25	≤ 255											
	≤ 32	≤ 301											
Duroplastics													
Thermoplastics													
Reinforced plastics - Kevlar													
Reinforced plastics - GFK / CFK													

Note: Pilot holes (depth >1xD) are recommended when drilling depths greater than 7xD. The pilot hole can be produced with a short, rigid drill. The diameter should be 0.01 - 0.02 mm larger than the diameter of the finish drill. Ratio drills can produce their own pilot hole by reducing speed and feed rates by 30-40%.

Series # 5514

Material group	Hardness HRC	Hardness BHN	SFM	Feed Rate - IPR 1/16 in. 1.590 mm	1/8 in. 3.170 mm	1/4 in. 6.350 mm	3/8 in. 9.520 mm	1/2 in. 12.700 mm	5/8 in. 15.870 mm	3/4 in. 19.050 mm	1 in. 25.400 mm	1 1/4 in. 31.750 mm	1 1/2 in. 38.100 mm
Common structural steels	- ≤ 32	≤ 150 ≤ 301	425 360		0.0065 0.0050	0.0100 0.0080	0.0125 0.0100	0.0160 0.0125	0.0160 0.0125				
Free-cutting steels	≤ 25 ≤ 32	≤ 255 ≤ 301	475 360		0.0080 0.0065	0.0125 0.0100	0.0160 0.0125	0.0200 0.0160	0.0200 0.0160				
Unalloyed heat-treatable steels	≤ 20 ≤ 25 ≤ 32	≤ 220 ≤ 255 ≤ 301	395 360 345		0.0065 0.0065 0.0065	0.0100 0.0100 0.0100	0.0125 0.0125 0.0125	0.0160 0.0160 0.0160	0.0160 0.0160 0.0160				
Alloyed heat-treatable steels	≤ 32 ≤ 43	≤ 301 ≤ 402	345 330		0.0065 0.0050	0.0100 0.0080	0.0125 0.0100	0.0160 0.0125	0.0160 0.0125				
Unalloyed case hardened steels	≤ 25	≤ 255	425		0.0080	0.0125	0.0160	0.0200	0.0200				
Alloyed case hardened steels	≤ 32 ≤ 43	≤ 301 ≤ 402	395 280		0.0065 0.0040	0.0100 0.0065	0.0125 0.0080	0.0160 0.0100	0.0160 0.0100				
Nitriding steels	≤ 32 ≤ 43	≤ 301 ≤ 402	330 295		0.0050 0.0040	0.0080 0.0065	0.0100 0.0080	0.0125 0.0100	0.0125 0.0100				
Tool steels	≤ 25 ≤ 43	≤ 255 ≤ 402	215 180		0.0050 0.0040	0.0080 0.0065	0.0100 0.0080	0.0125 0.0100	0.0125 0.0100				
High speed steels	≤ 43	≤ 402	150		0.0030	0.0050	0.0065	0.0080	0.0080				
Spring steels	≤ 38	≤ 354	150		0.0025	0.0040	0.0050	0.0065	0.0065				
Hardened steels	≤ 48 ≤ 66	≤ 460 -	150 80		0.0025 0.0020	0.0040 0.0030	0.0050 0.0040	0.0065 0.0050	0.0065 0.0050				
Stainless steels, sulphured austenitic martensitic	≤ 28 ≤ 36 ≤ 46	≤ 273 ≤ 337 ≤ 435	180 150 150		0.0030 0.0030 0.0025	0.0050 0.0050 0.0040	0.0065 0.0065 0.0050	0.0080 0.0080 0.0065	0.0080 0.0080 0.0065				
Cast iron	≤ 23 ≤ 38	≤ 242 ≤ 354	690 510		0.0080 0.0080	0.0125 0.0125	0.0160 0.0160	0.0200 0.0200	0.0200 0.0200				
Spheroidal graphite iron and malleable cast iron	≤ 23 ≤ 38	≤ 242 ≤ 354	510 410		0.0065 0.0065	0.0100 0.0100	0.0125 0.0125	0.0160 0.0160	0.0160 0.0160				
Chilled cast iron	≤ 38	≤ 354	115		0.0025	0.0040	0.0050	0.0065	0.0065				
New cast materials GGV	≤ 20 ≤ 32	≤ 220 ≤ 301											
New cast materials ADI	≤ 32 ≤ 43	≤ 301 ≤ 402											
Special alloys	≤ 54	≤ 549	80		0.0030	0.0050	0.0065	0.0080	0.0080				
Ti and Ti-alloys	≤ 25 ≤ 43	≤ 255 ≤ 402	130 115		0.0030 0.0025	0.0050 0.0040	0.0065 0.0050	0.0080 0.0065	0.0080 0.0065				
Aluminium and Al-alloys	-	≤ 120	855		0.0100	0.0160	0.0200	0.0245	0.0245				
Al wrought alloys	-	≤ 200	855		0.0100	0.0160	0.0200	0.0245	0.0245				
Al cast alloys ≤ 10 % Si ≤ 24 % Si	- -	≤ 180 ≤ 180	720 590		0.0080 0.0080	0.0125 0.0125	0.0160 0.0160	0.0200 0.0200	0.0200 0.0200				
Magnesium alloys	-	≤ 120	855		0.0080	0.0125	0.0160	0.0200	0.0200				
Copper, low-alloyed	-	≤ 150	360		0.0065	0.0065	0.0100	0.0125	0.0125				
Brass, short-chipping long-chipping	- -	≤ 180 ≤ 180	885 590		0.0080 0.0065	0.0125 0.0100	0.0160 0.0125	0.0200 0.0160	0.0200 0.0160				
Bronze, short-chipping	- ≤ 25	≤ 180 ≤ 255	360 330		0.0065 0.0050	0.0065 0.0050	0.0100 0.0080	0.0125 0.0100	0.0125 0.0100				
Bronze, long-chipping	≤ 25 ≤ 32	≤ 255 ≤ 301	240 215		0.0050 0.0050	0.0050 0.0050	0.0080 0.0080	0.0100 0.0100	0.0100 0.0100				
Duroplastics Thermoplastics Reinforced plastics - Kevlar Reinforced plastics - GFK / CFK													

Series # 5515

Material group	Hardness HRC	Hardness BHN	SFM	Feed Rate - IPR 1/16 in. 1.590 mm	1/8 in. 3.170 mm	1/4 in. 6.350 mm	3/8 in. 9.520 mm	1/2 in. 12.700 mm	5/8 in. 15.870 mm	3/4 in. 19.050 mm	1 in. 25.400 mm	1 1/4 in. 31.750 mm	1 1/2 in. 38.100 mm
Common structural steels	- ≤ 32	≤ 150 ≤ 301	425 360		0.0065 0.0050	0.0100 0.0080	0.0125 0.0100	0.0160 0.0125	0.0160 0.0125				
Free-cutting steels	≤ 25 ≤ 32	≤ 255 ≤ 301	475 360		0.0080 0.0065	0.0125 0.0100	0.0160 0.0125	0.0200 0.0160	0.0200 0.0160				
Unalloyed heat-treatable steels	≤ 20 ≤ 25 ≤ 32	≤ 220 ≤ 255 ≤ 301	395 360 345		0.0065 0.0065 0.0065	0.0100 0.0100 0.0100	0.0125 0.0125 0.0125	0.0160 0.0160 0.0160	0.0160 0.0160 0.0160				
Alloyed heat-treatable steels	≤ 32 ≤ 43	≤ 301 ≤ 402	345 330		0.0065 0.0050	0.0100 0.0080	0.0125 0.0100	0.0160 0.0125	0.0160 0.0125				
Unalloyed case hardened steels	≤ 25	≤ 255	425		0.0080	0.0125	0.0160	0.0200	0.0200				
Alloyed case hardened steels	≤ 32 ≤ 43	≤ 301 ≤ 402	395 280		0.0065 0.0040	0.0100 0.0065	0.0125 0.0080	0.0160 0.0100	0.0160 0.0100				
Nitriding steels	≤ 32 ≤ 43	≤ 301 ≤ 402	320 280		0.0050 0.0040	0.0080 0.0065	0.0100 0.0080	0.0125 0.0100	0.0125 0.0100				
Tool steels	≤ 25 ≤ 43	≤ 255 ≤ 402	195 145		0.0050 0.0040	0.0080 0.0065	0.0100 0.0080	0.0125 0.0100	0.0125 0.0100				
High speed steels	≤ 43	≤ 402	150		0.0030	0.0050	0.0065	0.0080	0.0080				
Spring steels	≤ 38	≤ 354	150		0.0025	0.0040	0.0050	0.0065	0.0065				
Hardened steels	≤ 48 ≤ 66	≤ 460 -	150 80		0.0025 0.0020	0.0040 0.0030	0.0050 0.0040	0.0065 0.0050	0.0065 0.0050				
Stainless steels, sulphured austenitic martensitic	≤ 28 ≤ 36 ≤ 46	≤ 273 ≤ 337 ≤ 435	180 150 150		0.0030 0.0030 0.0025	0.0050 0.0050 0.0040	0.0065 0.0065 0.0050	0.0080 0.0080 0.0065	0.0080 0.0080 0.0065				
Cast iron	≤ 23 ≤ 38	≤ 242 ≤ 354	690 510		0.0080 0.0080	0.0125 0.0125	0.0160 0.0160	0.0200 0.0200	0.0200 0.0200				
Spheroidal graphite iron and malleable cast iron	≤ 23 ≤ 38	≤ 242 ≤ 354	475 410		0.0065 0.0065	0.0100 0.0100	0.0125 0.0125	0.0160 0.0160	0.0160 0.0160				
Chilled cast iron	≤ 38	≤ 354	115		0.0025	0.0040	0.0050	0.0065	0.0065				
New cast materials GGV	≤ 20 ≤ 32	≤ 220 ≤ 301											
New cast materials ADI	≤ 32 ≤ 43	≤ 301 ≤ 402											
Special alloys	≤ 54	≤ 549	80		0.0030	0.0050	0.0065	0.0080	0.0080				
Ti and Ti-alloys	≤ 25 ≤ 43	≤ 255 ≤ 402	130 115		0.0030 0.0025	0.0050 0.0040	0.0065 0.0050	0.0080 0.0065	0.0080 0.0065				
Aluminium and Al-alloys	-	≤ 120	855		0.0080	0.0125	0.0160	0.0200	0.0200				
Al wrought alloys	-	≤ 200	855		0.0080	0.0125	0.0160	0.0200	0.0200				
Al cast alloys ≤ 10 % Si ≤ 24 % Si	- -	≤ 180 ≤ 180	700 560		0.0080 0.0080	0.0125 0.0125	0.0160 0.0160	0.0200 0.0200	0.0200 0.0200				
Magnesium alloys	-	≤ 120	855		0.0080	0.0125	0.0160	0.0200	0.0200				
Copper, low-alloyed	-	≤ 150	360		0.0065	0.0100	0.0100	0.0125	0.0160				
Brass, short-chipping long-chipping	- -	≤ 180 ≤ 180	885 590		0.0080 0.0065	0.0125 0.0100	0.0160 0.0125	0.0200 0.0160	0.0200 0.0160				
Bronze, short-chipping	- ≤ 25	≤ 180 ≤ 255	360 330		0.0065 0.0050	0.0100 0.0080	0.0100 0.0080	0.0125 0.0100	0.0160 0.0125				
Bronze, long-chipping	≤ 25 ≤ 32	≤ 255 ≤ 301	240 215		0.0050 0.0050	0.0080 0.0080	0.0080 0.0080	0.0100 0.0100	0.0125 0.0125				
Duroplastics Thermoplastics Reinforced plastics - Kevlar Reinforced plastics - GFK / CFK													

Series # 5518

Material group	Hardness HRC	Hardness BHN	SFM	Feed Rate - IPR 1/16 in. 1.590 mm	1/8 in. 3.170 mm	1/4 in. 6.350 mm	3/8 in. 9.520 mm	1/2 in. 12.700 mm	5/8 in. 15.870 mm	3/4 in. 19.050 mm	1 in. 25.400 mm	1 1/4 in. 31.750 mm	1 1/2 in. 38.100 mm
Common structural steels	- ≤ 32	≤ 150 ≤ 301	260 210		0.0035 0.0025	0.0050 0.0040	0.0080 0.0065	0.0080 0.0065	0.0100 0.0080	0.0125 0.0100	0.0160 0.0125		
Free-cutting steels	≤ 25 ≤ 32	≤ 255 ≤ 301	295 245		0.0040 0.0035	0.0065 0.0050	0.0100 0.0080	0.0100 0.0080	0.0125 0.0100	0.0160 0.0125	0.0200 0.0160		
Unalloyed heat-treatable steels	≤ 20 ≤ 25 ≤ 32	≤ 220 ≤ 255 ≤ 301	225 210 195		0.0035 0.0035 0.0035	0.0050 0.0050 0.0050	0.0080 0.0080 0.0080	0.0080 0.0080 0.0080	0.0100 0.0100 0.0100	0.0125 0.0125 0.0125	0.0160 0.0160 0.0160		
Alloyed heat-treatable steels	≤ 32 ≤ 43	≤ 301 ≤ 402	195 160		0.0035 0.0025	0.0050 0.0040	0.0080 0.0065	0.0080 0.0065	0.0100 0.0080	0.0125 0.0100	0.0160 0.0125		
Unalloyed case hardened steels	≤ 25	≤ 255	260		0.0040	0.0065	0.0100	0.0100	0.0125	0.0160	0.0200		
Alloyed case hardened steels	≤ 32 ≤ 43	≤ 301 ≤ 402	195 160		0.0035 0.0025	0.0050 0.0040	0.0080 0.0065	0.0080 0.0065	0.0100 0.0080	0.0125 0.0100	0.0160 0.0125		
Nitriding steels	≤ 32 ≤ 43	≤ 301 ≤ 402	180 160		0.0025 0.0025	0.0040 0.0040	0.0065 0.0065	0.0065 0.0065	0.0080 0.0080	0.0100 0.0100	0.0125 0.0125		
Tool steels	≤ 25 ≤ 43	≤ 255 ≤ 402	145 110		0.0025 0.0025	0.0040 0.0040	0.0065 0.0065	0.0065 0.0065	0.0080 0.0080	0.0100 0.0100	0.0125 0.0125		
High speed steels	≤ 43	≤ 402	95		0.0020	0.0035	0.0050	0.0050	0.0065	0.0080	0.0100		
Spring steels	≤ 38	≤ 354											
Hardened steels	≤ 48 ≤ 66	≤ 460 -											
Stainless steels, sulphured austenitic martensitic	≤ 28 ≤ 36 ≤ 46	≤ 273 ≤ 337 ≤ 435											
Cast iron	≤ 23 ≤ 38	≤ 242 ≤ 354	325 260		0.0040 0.0040	0.0065 0.0065	0.0100 0.0100	0.0100 0.0100	0.0125 0.0125	0.0160 0.0160	0.0200 0.0200		
Spheroidal graphite iron and malleable cast iron	≤ 23 ≤ 38	≤ 242 ≤ 354	260 225		0.0040 0.0040	0.0065 0.0065	0.0100 0.0100	0.0100 0.0100	0.0125 0.0125	0.0160 0.0160	0.0200 0.0200		
Chilled cast iron	≤ 38	≤ 354											
New cast materials GGV	≤ 20 ≤ 32	≤ 220 ≤ 301											
New cast materials ADI	≤ 32 ≤ 43	≤ 301 ≤ 402											
Special alloys	≤ 54	≤ 549											
Ti and Ti-alloys	≤ 25 ≤ 43	≤ 255 ≤ 402											
Aluminium and Al-alloys	-	≤ 120	590		0.0050	0.0080	0.0125	0.0125	0.0160	0.0200	0.0250		
Al wrought alloys	-	≤ 200	520		0.0050	0.0080	0.0125	0.0125	0.0160	0.0200	0.0250		
Al cast alloys ≤ 10 % Si ≤ 24 % Si	- -	≤ 180 ≤ 180	490 390		0.0050 0.0040	0.0080 0.0065	0.0125 0.0100	0.0125 0.0100	0.0160 0.0125	0.0200 0.0160	0.0250 0.0200		
Magnesium alloys	-	≤ 120	590		0.0040	0.0065	0.0100	0.0100	0.0125	0.0160	0.0200		
Copper, low-alloyed	-	≤ 150											
Brass, short-chipping long-chipping	- -	≤ 180 ≤ 180	590		0.0040	0.0065	0.0100	0.0100	0.0125	0.0160	0.0200		
Bronze, short-chipping	- ≤ 25	≤ 180 ≤ 255											
Bronze, long-chipping	≤ 25 ≤ 32	≤ 255 ≤ 301											
Duroplastics Thermoplastics Reinforced plastics - Kevlar Reinforced plastics - GFK / CFK													

Series # 5519

Material group	Hardness HRC	Hardness BHN	SFM	Feed Rate - IPR 1/16 in. 1.590 mm	1/8 in. 3.170 mm	1/4 in. 6.350 mm	3/8 in. 9.520 mm	1/2 in. 12.700 mm	5/8 in. 15.870 mm	3/4 in. 19.050 mm	1 in. 25.400 mm	1 1/4 in. 31.750 mm	1 1/2 in. 38.100 mm
Common structural steels	- ≤ 32	≤ 150 ≤ 301	160 130	0.0017 0.0015	0.0050 0.0040	0.0080 0.0065	0.0100 0.0080	0.0125 0.0100	0.0125 0.0100				
Free-cutting steels	≤ 25 ≤ 32	≤ 255 ≤ 301	195 160	0.0017 0.0017	0.0050 0.0050	0.0080 0.0080	0.0100 0.0100	0.0125 0.0125	0.0125 0.0125				
Unalloyed heat-treatable steels	≤ 20 ≤ 25 ≤ 32	≤ 220 ≤ 255 ≤ 301	160 130 80	0.0017 0.0017 0.0015	0.0050 0.0050 0.0040	0.0080 0.0080 0.0065	0.0100 0.0100 0.0080	0.0125 0.0125 0.0100	0.0125 0.0125 0.0100				
Alloyed heat-treatable steels	≤ 32 ≤ 43	≤ 301 ≤ 402	70 45	0.0012 0.0010	0.0030 0.0025	0.0050 0.0040	0.0065 0.0050	0.0080 0.0065	0.0080 0.0065				
Unalloyed case hardened steels	≤ 25	≤ 255	130	0.0017	0.0050	0.0080	0.0100	0.0125	0.0125				
Alloyed case hardened steels	≤ 32 ≤ 43	≤ 301 ≤ 402	65 45	0.0012 0.0010	0.0030 0.0025	0.0050 0.0040	0.0065 0.0050	0.0080 0.0065	0.0080 0.0065				
Nitriding steels	≤ 32 ≤ 43	≤ 301 ≤ 402	55 45	0.0012 0.0010	0.0030 0.0025	0.0050 0.0040	0.0065 0.0050	0.0080 0.0065	0.0080 0.0065				
Tool steels	≤ 25 ≤ 43	≤ 255 ≤ 402	70 40	0.0012 0.0010	0.0030 0.0025	0.0050 0.0040	0.0065 0.0050	0.0080 0.0065	0.0080 0.0065				
High speed steels	≤ 43	≤ 402	40	0.0010	0.0025	0.0040	0.0050	0.0065	0.0065				
Spring steels	≤ 38	≤ 354											
Hardened steels	≤ 48 ≤ 66	≤ 460 -											
Stainless steels, sulphured austenitic martensitic	≤ 28 ≤ 36 ≤ 46	≤ 273 ≤ 337 ≤ 435	65 45 55	0.0012 0.0012 0.0012	0.0030 0.0030 0.0030	0.0050 0.0050 0.0050	0.0065 0.0065 0.0065	0.0080 0.0080 0.0080	0.0080 0.0080 0.0080				
Cast iron	≤ 23 ≤ 38	≤ 242 ≤ 354	145 115	0.0017 0.0017	0.0050 0.0050	0.0080 0.0080	0.0100 0.0100	0.0125 0.0125	0.0125 0.0125				
Spheroidal graphite iron and malleable cast iron	≤ 23 ≤ 38	≤ 242 ≤ 354	130 100	0.0017 0.0017	0.0050 0.0050	0.0080 0.0080	0.0100 0.0100	0.0125 0.0125	0.0125 0.0125				
Chilled cast iron	≤ 38	≤ 354											
New cast materials GGV	≤ 20 ≤ 32	≤ 220 ≤ 301											
New cast materials ADI	≤ 32 ≤ 43	≤ 301 ≤ 402											
Special alloys	≤ 54	≤ 549											
Ti and Ti-alloys	≤ 25 ≤ 43	≤ 255 ≤ 402											
Aluminium and Al-alloys	-	≤ 120	225	0.0020	0.0065	0.0100	0.0125	0.0160	0.0160				
Al wrought alloys	-	≤ 200	225	0.0020	0.0065	0.0100	0.0125	0.0160	0.0160				
Al cast alloys ≤ 10 % Si ≤ 24 % Si	- -	≤ 180 ≤ 180	295 260	0.0020 0.0017	0.0065 0.0050	0.0100 0.0080	0.0125 0.0100	0.0160 0.0125	0.0160 0.0125				
Magnesium alloys	-	≤ 120	260	0.0017	0.0050	0.0080	0.0100	0.0125	0.0125				
Copper, low-alloyed	-	≤ 150	100	0.0015	0.0040	0.0065	0.0080	0.0100	0.0100				
Brass, short-chipping long-chipping	- -	≤ 180 ≤ 180	205 130	0.0015 0.0015	0.0040 0.0040	0.0065 0.0065	0.0080 0.0080	0.0100 0.0100	0.0100 0.0100				
Bronze, short-chipping	- ≤ 25	≤ 180 ≤ 255	160 95	0.0012 0.0012	0.0030 0.0030	0.0050 0.0050	0.0065 0.0065	0.0080 0.0080	0.0080 0.0080				
Bronze, long-chipping	≤ 25 ≤ 32	≤ 255 ≤ 301	130 95	0.0012 0.0012	0.0030 0.0030	0.0050 0.0050	0.0065 0.0065	0.0080 0.0080	0.0080 0.0080				
Duroplastics Thermoplastics Reinforced plastics - Kevlar Reinforced plastics - GFK / CFK			80 80	0.0012 0.0012	0.0030 0.0030	0.0050 0.0050	0.0065 0.0065	0.0080 0.0080	0.0080 0.0080				

Series # 5520

Material group	Hardness HRC	Hardness BHN	SFM	Feed Rate - IPR 1/16 in. 1.590 mm	1/8 in. 3.170 mm	1/4 in. 6.350 mm	3/8 in. 9.520 mm	1/2 in. 12.700 mm	5/8 in. 15.870 mm	3/4 in. 19.050 mm	1 in. 25.400 mm	1 1/4 in. 31.750 mm	1 1/2 in. 38.100 mm
Common structural steels	- ≤ 32	≤ 150 ≤ 301	160 130	0.0017 0.0015	0.0050 0.0040	0.0080 0.0065	0.0100 0.0080	0.0125 0.0100	0.0125 0.0100				
Free-cutting steels	≤ 25 ≤ 32	≤ 255 ≤ 301	195 160	0.0017 0.0017	0.0050 0.0050	0.0080 0.0080	0.0100 0.0100	0.0125 0.0125	0.0125 0.0125				
Unalloyed heat-treatable steels	≤ 20 ≤ 25 ≤ 32	≤ 220 ≤ 255 ≤ 301	160 130 80	0.0017 0.0017 0.0015	0.0050 0.0050 0.0040	0.0080 0.0080 0.0065	0.0100 0.0100 0.0080	0.0125 0.0125 0.0100	0.0125 0.0125 0.0100				
Alloyed heat-treatable steels	≤ 32 ≤ 43	≤ 301 ≤ 402	70 45	0.0012 0.0010	0.0030 0.0025	0.0050 0.0040	0.0065 0.0050	0.0080 0.0065	0.0080 0.0065				
Unalloyed case hardened steels	≤ 25	≤ 255	130	0.0017	0.0050	0.0080	0.0100	0.0125	0.0125				
Alloyed case hardened steels	≤ 32 ≤ 43	≤ 301 ≤ 402	65 45	0.0012 0.0010	0.0030 0.0025	0.0050 0.0040	0.0065 0.0050	0.0080 0.0065	0.0080 0.0065				
Nitriding steels	≤ 32 ≤ 43	≤ 301 ≤ 402	55 45	0.0012 0.0010	0.0030 0.0025	0.0050 0.0040	0.0065 0.0050	0.0080 0.0065	0.0080 0.0065				
Tool steels	≤ 25 ≤ 43	≤ 255 ≤ 402	70 40	0.0012 0.0010	0.0030 0.0025	0.0050 0.0040	0.0065 0.0050	0.0080 0.0065	0.0080 0.0065				
High speed steels	≤ 43	≤ 402	40	0.0010	0.0025	0.0040	0.0050	0.0065	0.0065				
Spring steels	≤ 38	≤ 354											
Hardened steels	≤ 48 ≤ 66	≤ 460 -											
Stainless steels, sulphured austenitic martensitic	≤ 28 ≤ 36 ≤ 46	≤ 273 ≤ 337 ≤ 435	65 45 55	0.0012 0.0012 0.0012	0.0030 0.0030 0.0030	0.0050 0.0050 0.0050	0.0065 0.0065 0.0065	0.0080 0.0080 0.0080	0.0080 0.0080 0.0080				
Cast iron	≤ 23 ≤ 38	≤ 242 ≤ 354	145 115	0.0017 0.0017	0.0050 0.0050	0.0080 0.0080	0.0100 0.0100	0.0125 0.0125	0.0125 0.0125				
Spheroidal graphite iron and malleable cast iron	≤ 23 ≤ 38	≤ 242 ≤ 354	130 100	0.0017 0.0017	0.0050 0.0050	0.0080 0.0080	0.0100 0.0100	0.0125 0.0125	0.0125 0.0125				
Chilled cast iron	≤ 38	≤ 354											
New cast materials GGV	≤ 20 ≤ 32	≤ 220 ≤ 301											
New cast materials ADI	≤ 32 ≤ 43	≤ 301 ≤ 402											
Special alloys	≤ 54	≤ 549											
Ti and Ti-alloys	≤ 25 ≤ 43	≤ 255 ≤ 402											
Aluminium and Al-alloys	-	≤ 120	225	0.0020	0.0065	0.0100	0.0125	0.0160	0.0160				
Al wrought alloys	-	≤ 200	225	0.0020	0.0065	0.0100	0.0125	0.0160	0.0160				
Al cast alloys ≤ 10 % Si ≤ 24 % Si	- -	≤ 180 ≤ 180	295 260	0.0020 0.0017	0.0065 0.0050	0.0100 0.0080	0.0125 0.0100	0.0160 0.0125	0.0160 0.0125				
Magnesium alloys	-	≤ 120	260	0.0017	0.0050	0.0080	0.0100	0.0125	0.0125				
Copper, low-alloyed	-	≤ 150	100	0.0015	0.0040	0.0065	0.0080	0.0100	0.0100				
Brass, short-chipping long-chipping	- -	≤ 180 ≤ 180	205 130	0.0015 0.0015	0.0040 0.0040	0.0065 0.0065	0.0080 0.0080	0.0100 0.0100	0.0100 0.0100				
Bronze, short-chipping	- ≤ 25	≤ 180 ≤ 255	160 95	0.0012 0.0012	0.0030 0.0030	0.0050 0.0050	0.0065 0.0065	0.0080 0.0080	0.0080 0.0080				
Bronze, long-chipping	≤ 25 ≤ 32	≤ 255 ≤ 301	130 95	0.0012 0.0012	0.0030 0.0030	0.0050 0.0050	0.0065 0.0065	0.0080 0.0080	0.0080 0.0080				
Duroplastics Thermoplastics Reinforced plastics - Kevlar Reinforced plastics - GFK / CFK			80 80	0.0012 0.0012	0.0030 0.0030	0.0050 0.0050	0.0065 0.0065	0.0080 0.0080	0.0080 0.0080				

Series # 5521

Material group	Hardness HRC	Hardness BHN	SFM	Feed Rate - IPR 1/16 in. 1.590 mm	1/8 in. 3.170 mm	1/4 in. 6.350 mm	3/8 in. 9.520 mm	1/2 in. 12.700 mm	5/8 in. 15.870 mm	3/4 in. 19.050 mm	1 in. 25.400 mm	1 1/4 in. 31.750 mm	1 1/2 in. 38.100 mm
Common structural steels	- ≤ 32	≤ 150 ≤ 301	130 100	0.0017 0.0015	0.0050 0.0040	0.0080 0.0065	0.0100 0.0080	0.0125 0.0100	0.0125 0.0100				
Free-cutting steels	≤ 25 ≤ 32	≤ 255 ≤ 301	155 125	0.0017 0.0017	0.0050 0.0050	0.0080 0.0080	0.0100 0.0100	0.0125 0.0125	0.0125 0.0125				
Unalloyed heat-treatable steels	≤ 20 ≤ 25 ≤ 32	≤ 220 ≤ 255 ≤ 301	100 100 80	0.0017 0.0017 0.0015	0.0050 0.0050 0.0040	0.0080 0.0080 0.0065	0.0100 0.0100 0.0080	0.0125 0.0125 0.0100	0.0125 0.0125 0.0100				
Alloyed heat-treatable steels	≤ 32 ≤ 43	≤ 301 ≤ 402	80 80	0.0012 0.0012	0.0030 0.0030	0.0050 0.0050	0.0065 0.0065	0.0080 0.0080	0.0080 0.0080				
Unalloyed case hardened steels	≤ 25	≤ 255	100	0.0010	0.0025	0.0040	0.0050	0.0065	0.0065				
Alloyed case hardened steels	≤ 32 ≤ 43	≤ 301 ≤ 402	60 50	0.0012 0.0010	0.0030 0.0025	0.0050 0.0040	0.0065 0.0050	0.0080 0.0065	0.0080 0.0065				
Nitriding steels	≤ 32 ≤ 43	≤ 301 ≤ 402	45 50	0.0012 0.0010	0.0030 0.0025	0.0050 0.0040	0.0065 0.0050	0.0080 0.0065	0.0080 0.0065				
Tool steels	≤ 25 ≤ 43	≤ 255 ≤ 402	60 50	0.0012 0.0010	0.0030 0.0025	0.0050 0.0040	0.0065 0.0050	0.0080 0.0065	0.0080 0.0065				
High speed steels	≤ 43	≤ 402	50	0.0010	0.0025	0.0040	0.0050	0.0065	0.0065				
Spring steels	≤ 38	≤ 354	30	0.0007	0.0020	0.0030	0.0040	0.0050	0.0050				
Hardened steels	≤ 48 ≤ 66	≤ 460 -											
Stainless steels, sulphured austenitic martensitic	≤ 28 ≤ 36 ≤ 46	≤ 273 ≤ 337 ≤ 435	50 35 50	0.0012 0.0010 0.0010	0.0030 0.0025 0.0025	0.0050 0.0040 0.0040	0.0065 0.0050 0.0050	0.0080 0.0065 0.0065	0.0080 0.0065 0.0065				
Cast iron	≤ 23 ≤ 38	≤ 242 ≤ 354	115 90	0.0017 0.0017	0.0050 0.0050	0.0080 0.0080	0.0100 0.0100	0.0125 0.0125	0.0125 0.0125				
Spheroidal graphite iron and malleable cast iron	≤ 23 ≤ 38	≤ 242 ≤ 354	100 80	0.0017 0.0017	0.0050 0.0050	0.0080 0.0080	0.0100 0.0100	0.0125 0.0125	0.0125 0.0125				
Chilled cast iron	≤ 38	≤ 354											
New cast materials GGV	≤ 20 ≤ 32	≤ 220 ≤ 301											
New cast materials ADI	≤ 32 ≤ 43	≤ 301 ≤ 402											
Special alloys	≤ 54	≤ 549	30	0.0007	0.0020	0.0030	0.0040	0.0050	0.0050				
Ti and Ti-alloys	≤ 25 ≤ 43	≤ 255 ≤ 402											
Aluminium and Al-alloys	-	≤ 120											
Al wrought alloys	-	≤ 200											
Al cast alloys ≤ 10 % Si ≤ 24 % Si	- -	≤ 180 ≤ 180	230 185	0.0020 0.0017	0.0065 0.0050	0.0100 0.0080	0.0125 0.0100	0.0160 0.0125	0.0160 0.0125				
Magnesium alloys	-	≤ 120	205	0.0017	0.0050	0.0080	0.0100	0.0125	0.0125				
Copper, low-alloyed	-	≤ 150											
Brass, short-chipping long-chipping	- -	≤ 180 ≤ 180											
Bronze, short-chipping	- ≤ 25	≤ 180 ≤ 255											
Bronze, long-chipping	≤ 25 ≤ 32	≤ 255 ≤ 301											
Duroplastics Thermoplastics Reinforced plastics - Kevlar Reinforced plastics - GFK / CFK													

Series # 5522

Material group	Hardness HRC	Hardness BHN	SFM	Feed Rate - IPR 1/16 in. 1.590 mm	1/8 in. 3.170 mm	1/4 in. 6.350 mm	3/8 in. 9.520 mm	1/2 in. 12.700 mm	5/8 in. 15.870 mm	3/4 in. 19.050 mm	1 in. 25.400 mm	1 1/4 in. 31.750 mm	1 1/2 in. 38.100 mm
Common structural steels	-	≤ 150	130	0.0017	0.0050	0.0080	0.0100	0.0125	0.0125				
	≤ 32	≤ 301	100	0.0015	0.0040	0.0065	0.0080	0.0100	0.0100				
Free-cutting steels	≤ 25	≤ 255	155	0.0017	0.0050	0.0080	0.0100	0.0125	0.0125				
	≤ 32	≤ 301	125	0.0017	0.0050	0.0080	0.0100	0.0125	0.0125				
Unalloyed heat-treatable steels	≤ 20	≤ 220	100	0.0017	0.0050	0.0080	0.0100	0.0125	0.0125				
	≤ 25	≤ 255	100	0.0017	0.0050	0.0080	0.0100	0.0125	0.0125				
	≤ 32	≤ 301	80	0.0015	0.0040	0.0065	0.0080	0.0100	0.0100				
Alloyed heat-treatable steels	≤ 32	≤ 301	80	0.0012	0.0030	0.0050	0.0065	0.0080	0.0080				
	≤ 43	≤ 402	80	0.0012	0.0030	0.0050	0.0065	0.0080	0.0080				
Unalloyed case hardened steels	≤ 25	≤ 255	100	0.0010	0.0025	0.0040	0.0050	0.0065	0.0065				
Alloyed case hardened steels	≤ 32	≤ 301	60	0.0012	0.0030	0.0050	0.0065	0.0080	0.0080				
	≤ 43	≤ 402	50	0.0010	0.0025	0.0040	0.0050	0.0065	0.0065				
Nitriding steels	≤ 32	≤ 301	45	0.0012	0.0030	0.0050	0.0065	0.0080	0.0080				
	≤ 43	≤ 402	50	0.0010	0.0025	0.0040	0.0050	0.0065	0.0065				
Tool steels	≤ 25	≤ 255	60	0.0012	0.0030	0.0050	0.0065	0.0080	0.0080				
	≤ 43	≤ 402	50	0.0010	0.0025	0.0040	0.0050	0.0065	0.0065				
High speed steels	≤ 43	≤ 402	50	0.0010	0.0025	0.0040	0.0050	0.0065	0.0065				
Spring steels	≤ 38	≤ 354	30	0.0007	0.0020	0.0030	0.0040	0.0050	0.0050				
Hardened steels	≤ 48	≤ 460											
	≤ 66	-											
Stainless steels, sulphured	≤ 28	≤ 273	50	0.0012	0.0030	0.0050	0.0065	0.0080	0.0080				
austenitic	≤ 36	≤ 337	35	0.0010	0.0025	0.0040	0.0050	0.0065	0.0065				
martensitic	≤ 46	≤ 435	50	0.0010	0.0025	0.0040	0.0050	0.0065	0.0065				
Cast iron	≤ 23	≤ 242	115	0.0017	0.0050	0.0080	0.0100	0.0125	0.0125				
	≤ 38	≤ 354	90	0.0017	0.0050	0.0080	0.0100	0.0125	0.0125				
Spheroidal graphite iron and	≤ 23	≤ 242	100	0.0017	0.0050	0.0080	0.0100	0.0125	0.0125				
malleable cast iron	≤ 38	≤ 354	80	0.0017	0.0050	0.0080	0.0100	0.0125	0.0125				
Chilled cast iron	≤ 38	≤ 354											
New cast materials GGV	≤ 20	≤ 220											
	≤ 32	≤ 301											
New cast materials ADI	≤ 32	≤ 301											
	≤ 43	≤ 402											
Special alloys	≤ 54	≤ 549	30	0.0007	0.0020	0.0030	0.0040	0.0050	0.0050				
Ti and Ti-alloys	≤ 25	≤ 255											
	≤ 43	≤ 402											
Aluminium and Al-alloys	-	≤ 120											
Al wrought alloys	-	≤ 200											
Al cast alloys ≤ 10 % Si	-	≤ 180	230	0.0020	0.0065	0.0100	0.0125	0.0160	0.0160				
≤ 24 % Si	-	≤ 180	185	0.0017	0.0050	0.0080	0.0100	0.0125	0.0125				
Magnesium alloys	-	≤ 120	205	0.0017	0.0050	0.0080	0.0100	0.0125	0.0125				
Copper, low-alloyed	-	≤ 150											
Brass, short-chipping	-	≤ 180											
long-chipping	-	≤ 180											
Bronze, short-chipping	-	≤ 180											
	≤ 25	≤ 255											
Bronze, long-chipping	≤ 25	≤ 255											
	≤ 32	≤ 301											
Duroplastics													
Thermoplastics													
Reinforced plastics - Kevlar													
Reinforced plastics - GFK / CFK													

Series # 5523

Material group	Hardness HRC	Hardness BHN	SFM	Feed Rate - IPR 1/16 in. 1.590 mm	1/8 in. 3.170 mm	1/4 in. 6.350 mm	3/8 in. 9.520 mm	1/2 in. 12.700 mm	5/8 in. 15.870 mm	3/4 in. 19.050 mm	1 in. 25.400 mm	1 1/4 in. 31.750 mm	1 1/2 in. 38.100 mm
Common structural steels	-	≤ 150	130	0.0017	0.0050	0.0080	0.0100	0.0125	0.0125				
	≤ 32	≤ 301	100	0.0015	0.0040	0.0065	0.0080	0.0100	0.0100				
Free-cutting steels	≤ 25	≤ 255	155	0.0017	0.0050	0.0080	0.0100	0.0125	0.0125				
	≤ 32	≤ 301	125	0.0017	0.0050	0.0080	0.0100	0.0125	0.0125				
Unalloyed heat-treatable steels	≤ 20	≤ 220	130	0.0017	0.0050	0.0080	0.0100	0.0125	0.0125				
	≤ 25	≤ 255	100	0.0017	0.0050	0.0080	0.0100	0.0125	0.0125				
	≤ 32	≤ 301	65	0.0015	0.0040	0.0065	0.0080	0.0100	0.0100				
Alloyed heat-treatable steels	≤ 32	≤ 301	55	0.0012	0.0030	0.0050	0.0065	0.0080	0.0080				
	≤ 43	≤ 402	35	0.0010	0.0025	0.0040	0.0050	0.0065	0.0065				
Unalloyed case hardened steels	≤ 25	≤ 255	100	0.0017	0.0050	0.0080	0.0100	0.0125	0.0125				
Alloyed case hardened steels	≤ 32	≤ 301	50	0.0012	0.0030	0.0050	0.0065	0.0080	0.0080				
	≤ 43	≤ 402	35	0.0010	0.0025	0.0040	0.0050	0.0065	0.0065				
Nitriding steels	≤ 32	≤ 301	45	0.0012	0.0030	0.0050	0.0065	0.0080	0.0080				
	≤ 43	≤ 402	35	0.0010	0.0025	0.0040	0.0050	0.0065	0.0065				
Tool steels	≤ 25	≤ 255	55	0.0012	0.0030	0.0050	0.0065	0.0080	0.0080				
	≤ 43	≤ 402	30	0.0010	0.0025	0.0040	0.0050	0.0065	0.0065				
High speed steels	≤ 43	≤ 402	30	0.0010	0.0025	0.0040	0.0050	0.0065	0.0065				
Spring steels	≤ 38	≤ 354											
Hardened steels	≤ 48	≤ 460											
	≤ 66	-											
Stainless steels, sulphured	≤ 28	≤ 273	50	0.0012	0.0030	0.0050	0.0065	0.0080	0.0080				
austenitic	≤ 36	≤ 337	35	0.0012	0.0030	0.0050	0.0065	0.0080	0.0080				
martensitic	≤ 46	≤ 435	45	0.0012	0.0030	0.0050	0.0065	0.0080	0.0080				
Cast iron	≤ 23	≤ 242	115	0.0017	0.0050	0.0080	0.0100	0.0125	0.0125				
	≤ 38	≤ 354	90	0.0017	0.0050	0.0080	0.0100	0.0125	0.0125				
Spheroidal graphite iron and	≤ 23	≤ 242	100	0.0017	0.0050	0.0080	0.0100	0.0125	0.0125				
malleable cast iron	≤ 38	≤ 354	80	0.0017	0.0050	0.0080	0.0100	0.0125	0.0125				
Chilled cast iron	≤ 38	≤ 354											
New cast materials GGV	≤ 20	≤ 220											
	≤ 32	≤ 301											
New cast materials ADI	≤ 32	≤ 301											
	≤ 43	≤ 402											
Special alloys	≤ 54	≤ 549											
Ti and Ti-alloys	≤ 25	≤ 255											
	≤ 43	≤ 402											
Aluminium and Al-alloys	-	≤ 120	180	0.0020	0.0065	0.0100	0.0125	0.0160	0.0160				
Al wrought alloys	-	≤ 200	180	0.0020	0.0065	0.0100	0.0125	0.0160	0.0160				
Al cast alloys ≤ 10 % Si	-	≤ 180	230	0.0020	0.0065	0.0100	0.0125	0.0160	0.0160				
≤ 24 % Si	-	≤ 180	185	0.0017	0.0050	0.0080	0.0100	0.0125	0.0125				
Magnesium alloys	-	≤ 120	205	0.0017	0.0050	0.0080	0.0100	0.0125	0.0125				
Copper, low-alloyed	-	≤ 150	80	0.0015	0.0040	0.0065	0.0080	0.0100	0.0100				
Brass, short-chipping	-	≤ 180	165	0.0015	0.0040	0.0065	0.0080	0.0100	0.0100				
long-chipping	-	≤ 180	100	0.0015	0.0040	0.0065	0.0080	0.0100	0.0100				
Bronze, short-chipping	-	≤ 180	130	0.0012	0.0030	0.0050	0.0065	0.0080	0.0080				
	≤ 25	≤ 255	75	0.0012	0.0030	0.0050	0.0065	0.0080	0.0080				
Bronze, long-chipping	≤ 25	≤ 255	100	0.0012	0.0030	0.0050	0.0065	0.0080	0.0080				
	≤ 32	≤ 301	75	0.0012	0.0030	0.0050	0.0065	0.0080	0.0080				
Duroplastics			65	0.0012	0.0030	0.0050	0.0065	0.0080	0.0080				
Thermoplastics			65	0.0012	0.0030	0.0050	0.0065	0.0080	0.0080				
Reinforced plastics - Kevlar													
Reinforced plastics - GFK / CFK													

Series # 5524

Material group	Hardness HRC	Hardness BHN	SFM	Feed Rate - IPR 1/16 in. 1.590 mm	1/8 in. 3.170 mm	1/4 in. 6.350 mm	3/8 in. 9.520 mm	1/2 in. 12.700 mm	5/8 in. 15.870 mm	3/4 in. 19.050 mm	1 in. 25.400 mm	1 1/4 in. 31.750 mm	1 1/2 in. 38.100 mm
Common structural steels	-	≤ 150	130	0.0017	0.0050	0.0080	0.0100	0.0125	0.0125				
	≤ 32	≤ 301	100	0.0015	0.0040	0.0065	0.0080	0.0100	0.0100				
Free-cutting steels	≤ 25	≤ 255	155	0.0017	0.0050	0.0080	0.0100	0.0125	0.0125				
	≤ 32	≤ 301	125	0.0017	0.0050	0.0080	0.0100	0.0125	0.0125				
Unalloyed heat-treatable steels	≤ 20	≤ 220	130	0.0017	0.0050	0.0080	0.0100	0.0125	0.0125				
	≤ 25	≤ 255	100	0.0017	0.0050	0.0080	0.0100	0.0125	0.0125				
	≤ 32	≤ 301	65	0.0015	0.0040	0.0065	0.0080	0.0100	0.0100				
Alloyed heat-treatable steels	≤ 32	≤ 301	55	0.0012	0.0030	0.0050	0.0065	0.0080	0.0080				
	≤ 43	≤ 402	35	0.0010	0.0025	0.0040	0.0050	0.0065	0.0065				
Unalloyed case hardened steels	≤ 25	≤ 255	100	0.0017	0.0050	0.0080	0.0100	0.0125	0.0125				
Alloyed case hardened steels	≤ 32	≤ 301	50	0.0012	0.0030	0.0050	0.0065	0.0080	0.0080				
	≤ 43	≤ 402	35	0.0010	0.0025	0.0040	0.0050	0.0065	0.0065				
Nitriding steels	≤ 32	≤ 301	45	0.0012	0.0030	0.0050	0.0065	0.0080	0.0080				
	≤ 43	≤ 402	35	0.0010	0.0025	0.0040	0.0050	0.0065	0.0065				
Tool steels	≤ 25	≤ 255	55	0.0012	0.0030	0.0050	0.0065	0.0080	0.0080				
	≤ 43	≤ 402	30	0.0010	0.0025	0.0040	0.0050	0.0065	0.0065				
High speed steels	≤ 43	≤ 402	30	0.0010	0.0025	0.0040	0.0050	0.0065	0.0065				
Spring steels	≤ 38	≤ 354											
Hardened steels	≤ 48	≤ 460											
	≤ 66	-											
Stainless steels, sulphured	≤ 28	≤ 273	50	0.0012	0.0030	0.0050	0.0065	0.0080	0.0080				
austenitic	≤ 36	≤ 337	35	0.0012	0.0030	0.0050	0.0065	0.0080	0.0080				
martensitic	≤ 46	≤ 435	45	0.0012	0.0030	0.0050	0.0065	0.0080	0.0080				
Cast iron	≤ 23	≤ 242	115	0.0017	0.0050	0.0080	0.0100	0.0125	0.0125				
	≤ 38	≤ 354	90	0.0017	0.0050	0.0080	0.0100	0.0125	0.0125				
Spheroidal graphite iron and	≤ 23	≤ 242	100	0.0017	0.0050	0.0080	0.0100	0.0125	0.0125				
malleable cast iron	≤ 38	≤ 354	80	0.0017	0.0050	0.0080	0.0100	0.0125	0.0125				
Chilled cast iron	≤ 38	≤ 354											
New cast materials GGV	≤ 20	≤ 220											
	≤ 32	≤ 301											
New cast materials ADI	≤ 32	≤ 301											
	≤ 43	≤ 402											
Special alloys	≤ 54	≤ 549											
Ti and Ti-alloys	≤ 25	≤ 255											
	≤ 43	≤ 402											
Aluminium and Al-alloys	-	≤ 120	180	0.0020	0.0065	0.0100	0.0125	0.0160	0.0160				
Al wrought alloys	-	≤ 200	180	0.0020	0.0065	0.0100	0.0125	0.0160	0.0160				
Al cast alloys ≤ 10 % Si	-	≤ 180	230	0.0020	0.0065	0.0100	0.0125	0.0160	0.0160				
≤ 24 % Si	-	≤ 180	185	0.0017	0.0050	0.0080	0.0100	0.0125	0.0125				
Magnesium alloys	-	≤ 120	205	0.0017	0.0050	0.0080	0.0100	0.0125	0.0125				
Copper, low-alloyed	-	≤ 150	80	0.0015	0.0040	0.0065	0.0080	0.0100	0.0100				
Brass, short-chipping	-	≤ 180	165	0.0015	0.0040	0.0065	0.0080	0.0100	0.0100				
long-chipping	-	≤ 180	100	0.0015	0.0040	0.0065	0.0080	0.0100	0.0100				
Bronze, short-chipping	-	≤ 180	130	0.0012	0.0030	0.0050	0.0065	0.0080	0.0080				
	≤ 25	≤ 255	75	0.0012	0.0030	0.0050	0.0065	0.0080	0.0080				
Bronze, long-chipping	≤ 25	≤ 255	100	0.0012	0.0030	0.0050	0.0065	0.0080	0.0080				
	≤ 32	≤ 301	75	0.0012	0.0030	0.0050	0.0065	0.0080	0.0080				
Duroplastics			65	0.0012	0.0030	0.0050	0.0065	0.0080	0.0080				
Thermoplastics			65	0.0012	0.0030	0.0050	0.0065	0.0080	0.0080				
Reinforced plastics - Kevlar													
Reinforced plastics - GFK / CFK													

Series # 5525

Material group	Hardness HRC	Hardness BHN	SFM	Feed Rate - IPR 1/16 in. 1.590 mm	1/8 in. 3.170 mm	1/4 in. 6.350 mm	3/8 in. 9.520 mm	1/2 in. 12.700 mm	5/8 in. 15.870 mm	3/4 in. 19.050 mm	1 in. 25.400 mm	1 1/4 in. 31.750 mm	1 1/2 in. 38.100 mm
Common structural steels	-	≤ 150	290		0.0050	0.0080	0.0100	0.0125	0.0125	0.0140	0.0160		
	≤ 32	≤ 301	265		0.0040	0.0065	0.0080	0.0100	0.0100	0.0110	0.0125		
Free-cutting steels	≤ 25	≤ 255	325		0.0065	0.0100	0.0125	0.0160	0.0160	0.0180	0.0200		
	≤ 32	≤ 301	300		0.0065	0.0100	0.0125	0.0160	0.0160	0.0180	0.0200		
Unalloyed heat-treatable steels	≤ 20	≤ 220	290		0.0065	0.0100	0.0125	0.0160	0.0160	0.0180	0.0200		
	≤ 25	≤ 255	260		0.0050	0.0080	0.0100	0.0125	0.0125	0.0140	0.0160		
	≤ 32	≤ 301	265		0.0050	0.0080	0.0100	0.0125	0.0125	0.0140	0.0160		
Alloyed heat-treatable steels	≤ 32	≤ 301	265		0.0050	0.0080	0.0100	0.0125	0.0125	0.0140	0.0160		
	≤ 43	≤ 402	195		0.0050	0.0080	0.0100	0.0125	0.0125	0.0140	0.0160		
Unalloyed case hardened steels	≤ 25	≤ 255	290		0.0065	0.0100	0.0125	0.0160	0.0160	0.0180	0.0200		
Alloyed case hardened steels	≤ 32	≤ 301	265		0.0050	0.0080	0.0100	0.0125	0.0125	0.0140	0.0160		
	≤ 43	≤ 402	195		0.0030	0.0050	0.0065	0.0080	0.0080	0.0090	0.0100		
Nitriding steels	≤ 32	≤ 301	190		0.0050	0.0080	0.0100	0.0125	0.0125	0.0140	0.0160		
	≤ 43	≤ 402	155		0.0030	0.0050	0.0065	0.0080	0.0080	0.0090	0.0100		
Tool steels	≤ 25	≤ 255	145		0.0040	0.0065	0.0080	0.0100	0.0100	0.0110	0.0125		
	≤ 43	≤ 402	110		0.0030	0.0050	0.0065	0.0080	0.0080	0.0090	0.0100		
High speed steels	≤ 43	≤ 402	115		0.0030	0.0050	0.0065	0.0080	0.0080	0.0090	0.0100		
Spring steels	≤ 38	≤ 354	115		0.0050	0.0050	0.0050	0.0050	0.0050	0.0050	0.0050		
Stainless steels, sulphured	≤ 28	≤ 273	130		0.0030	0.0050	0.0065	0.0080	0.0080	0.0090	0.0100		
austenitic	≤ 36	≤ 337	130		0.0030	0.0050	0.0065	0.0080	0.0080	0.0090	0.0100		
martensitic	≤ 46	≤ 435	140		0.0030	0.0050	0.0065	0.0080	0.0080	0.0090	0.0100		
Cast iron	≤ 23	≤ 242	370		0.0080	0.0125	0.0160	0.0200	0.0200	0.0220	0.0245		
	≤ 38	≤ 354	350		0.0080	0.0125	0.0160	0.0200	0.0200	0.0220	0.0245		
Spheroidal graphite iron and	≤ 23	≤ 242	245		0.0080	0.0125	0.0160	0.0200	0.0200	0.0220	0.0245		
malleable cast iron	≤ 38	≤ 354	260		0.0065	0.0100	0.0125	0.0160	0.0160	0.0180	0.0200		
Chilled cast iron	≤ 38	≤ 354											
New cast materials GGV	≤ 20	≤ 220											
	≤ 32	≤ 301											
New cast materials ADI	≤ 32	≤ 301											
	≤ 43	≤ 402											
Aluminium and Al-alloys	-	≤ 120	485		0.0080	0.0125	0.0160	0.0200	0.0200	0.0220	0.0245		
Al wrought alloys	-	≤ 200	485		0.0080	0.0125	0.0160	0.0200	0.0200	0.0220	0.0245		
Al cast alloys ≤ 10 % Si	-	≤ 180	490		0.0080	0.0125	0.0160	0.0200	0.0200	0.0220	0.0245		
≤ 24 % Si	-	≤ 180	390		0.0080	0.0125	0.0160	0.0200	0.0200	0.0220	0.0245		
Magnesium alloys	-	≤ 120	485		0.0065	0.0100	0.0125	0.0160	0.0160	0.0180	0.0200		
Copper, low-alloyed	-	≤ 150	260		0.0050	0.0080	0.0100	0.0125	0.0125	0.0140	0.0160		
Brass, short-chipping	-	≤ 180	390		0.0065	0.0100	0.0125	0.0160	0.0160	0.0180	0.0200		
long-chipping	-	≤ 180	390		0.0050	0.0080	0.0100	0.0125	0.0125	0.0140	0.0160		
Bronze, short-chipping	-	≤ 180	135		0.0050	0.0080	0.0100	0.0125	0.0125	0.0140	0.0160		
	≤ 25	≤ 255											
Bronze, long-chipping	≤ 25	≤ 255											
	≤ 32	≤ 301	125		0.0040	0.0065	0.0080	0.0100	0.0100	0.0110	0.0125		
Duroplastics													
Thermoplastics													
Reinforced plastics - Kevlar													
Reinforced plastics - GFK / CFK													

Note: Pilot holes (depth >1xD) are recommended when drilling depths greater than 7xD. The pilot hole can be produced with a short, rigid drill. The diameter should be 0.01 - 0.02 mm larger than the diameter of the finish drill. Ratio drills can produce their own pilot hole by reducing speed and feed rates by 30-40%.

Series # 5536

Material group	Hardness HRC	Hardness BHN	SFM	Feed Rate - IPR 1/16 in. 1.590 mm	1/8 in. 3.170 mm	1/4 in. 6.350 mm	3/8 in. 9.520 mm	1/2 in. 12.700 mm	5/8 in. 15.870 mm	3/4 in. 19.050 mm	1 in. 25.400 mm	1 1/4 in. 31.750 mm	1 1/2 in. 38.100 mm
Common structural steels	- ≤ 32	≤ 150 ≤ 301											
Free-cutting steels	≤ 25 ≤ 32	≤ 255 ≤ 301											
Unalloyed heat-treatable steels	≤ 20 ≤ 25 ≤ 32	≤ 220 ≤ 255 ≤ 301											
Alloyed heat-treatable steels	≤ 32 ≤ 43	≤ 301 ≤ 402	35	0.0010	0.0025	0.0040	0.0050	0.0065					
Unalloyed case hardened steels	≤ 25	≤ 255											
Alloyed case hardened steels	≤ 32 ≤ 43	≤ 301 ≤ 402											
Nitriding steels	≤ 32 ≤ 43	≤ 301 ≤ 402											
Tool steels	≤ 25 ≤ 43	≤ 255 ≤ 402											
High speed steels	≤ 43	≤ 402											
Spring steels	≤ 38	≤ 354											
Hardened steels	≤ 48 ≤ 66	≤ 460 -											
Stainless steels, sulphured austenitic martensitic	≤ 28 ≤ 36 ≤ 46	≤ 273 ≤ 337 ≤ 435	35 25 30	0.0012 0.0010 0.0010	0.0030 0.0025 0.0025	0.0050 0.0040 0.0040	0.0065 0.0050 0.0050	0.0080 0.0065 0.0065					
Cast iron	≤ 23 ≤ 38	≤ 242 ≤ 354											
Spheroidal graphite iron and malleable cast iron	≤ 23 ≤ 38	≤ 242 ≤ 354											
Chilled cast iron	≤ 38	≤ 354	15	0.0010	0.0025	0.0040	0.0050	0.0065					
New cast materials GGV	≤ 20 ≤ 32	≤ 220 ≤ 301											
New cast materials ADI	≤ 32 ≤ 43	≤ 301 ≤ 402											
Special alloys	≤ 54	≤ 549	15	0.0005	0.0015	0.0025	0.0030	0.0040					
Ti and Ti-alloys	≤ 25 ≤ 43	≤ 255 ≤ 402	25 15	0.0007 0.0007	0.0020 0.0020	0.0030 0.0030	0.0040 0.0040	0.0050 0.0050					
Aluminium and Al-alloys	-	≤ 120											
Al wrought alloys	-	≤ 200											
Al cast alloys ≤ 10 % Si ≤ 24 % Si	- -	≤ 180 ≤ 180											
Magnesium alloys	-	≤ 120											
Copper, low-alloyed	-	≤ 150											
Brass, short-chipping long-chipping	- -	≤ 180 ≤ 180											
Bronze, short-chipping	- ≤ 25	≤ 180 ≤ 255											
Bronze, long-chipping	≤ 25 ≤ 32	≤ 255 ≤ 301											
Duroplastics Thermoplastics Reinforced plastics - Kevlar Reinforced plastics - GFK / CFK			65	0.0012	0.0030	0.0050	0.0065	0.0080					

Series # 5537

Material group	Hardness HRC	Hardness BHN	SFM	Feed Rate - IPR 1/16 in. 1.590 mm	1/8 in. 3.170 mm	1/4 in. 6.350 mm	3/8 in. 9.520 mm	1/2 in. 12.700 mm	5/8 in. 15.870 mm	3/4 in. 19.050 mm	1 in. 25.400 mm	1 1/4 in. 31.750 mm	1 1/2 in. 38.100 mm
Common structural steels	- ≤ 32	≤ 150 ≤ 301											
Free-cutting steels	≤ 25 ≤ 32	≤ 255 ≤ 301											
Unalloyed heat-treatable steels	≤ 20 ≤ 25 ≤ 32	≤ 220 ≤ 255 ≤ 301											
Alloyed heat-treatable steels	≤ 32 ≤ 43	≤ 301 ≤ 402	45	0.0010	0.0025	0.0040	0.0050	0.0065					
Unalloyed case hardened steels	≤ 25	≤ 255											
Alloyed case hardened steels	≤ 32 ≤ 43	≤ 301 ≤ 402	40	0.0010	0.0025	0.0040	0.0050	0.0065					
Nitriding steels	≤ 32 ≤ 43	≤ 301 ≤ 402	30	0.0010	0.0025	0.0040	0.0050	0.0065					
Tool steels	≤ 25 ≤ 43	≤ 255 ≤ 402	30	0.0010	0.0025	0.0040	0.0050	0.0065					
High speed steels	≤ 43	≤ 402	30	0.0010	0.0025	0.0040	0.0050	0.0065					
Spring steels	≤ 38	≤ 354	25	0.0007	0.0020	0.0030	0.0040	0.0050					
Hardened steels	≤ 48 ≤ 66	≤ 460 -	5	0.0005	0.0015	0.0025	0.0030	0.0040					
Stainless steels, sulphured austenitic martensitic	≤ 28 ≤ 36 ≤ 46	≤ 273 ≤ 337 ≤ 435	45 30 40	0.0012 0.0010 0.0010	0.0030 0.0025 0.0025	0.0050 0.0040 0.0040	0.0065 0.0050 0.0050	0.0080 0.0065 0.0065					
Cast iron	≤ 23 ≤ 38	≤ 242 ≤ 354											
Spheroidal graphite iron and malleable cast iron	≤ 23 ≤ 38	≤ 242 ≤ 354											
Chilled cast iron	≤ 38	≤ 354	15	0.0010	0.0025	0.0040	0.0050	0.0065					
New cast materials GGV	≤ 20 ≤ 32	≤ 220 ≤ 301											
New cast materials ADI	≤ 32 ≤ 43	≤ 301 ≤ 402											
Special alloys	≤ 54	≤ 549	15	0.0005	0.0015	0.0025	0.0030	0.0040					
Ti and Ti-alloys	≤ 25 ≤ 43	≤ 255 ≤ 402	30 15	0.0007 0.0007	0.0020 0.0020	0.0030 0.0030	0.0040 0.0040	0.0050 0.0050					
Aluminium and Al-alloys	-	≤ 120											
Al wrought alloys	-	≤ 200											
Al cast alloys ≤ 10 % Si ≤ 24 % Si	- -	≤ 180 ≤ 180											
Magnesium alloys	-	≤ 120											
Copper, low-alloyed	-	≤ 150											
Brass, short-chipping long-chipping	- -	≤ 180 ≤ 180											
Bronze, short-chipping	- ≤ 25	≤ 180 ≤ 255											
Bronze, long-chipping	≤ 25 ≤ 32	≤ 255 ≤ 301	80	0.0012	0.0030	0.0050	0.0065	0.0080					
Duroplastics Thermoplastics Reinforced plastics - Kevlar Reinforced plastics - GFK / CFK													

Series # 5610

Material group	Hardness HRC	Hardness BHN	SFM	Feed Rate - IPR 1/16 in. 1.590 mm	1/8 in. 3.170 mm	1/4 in. 6.350 mm	3/8 in. 9.520 mm	1/2 in. 12.700 mm	5/8 in. 15.870 mm	3/4 in. 19.050 mm	1 in. 25.400 mm	1 1/4 in. 31.750 mm	1 1/2 in. 38.100 mm
Common structural steels	- ≤ 32	≤ 150 ≤ 301	475 395		0.0065 0.0050	0.0100 0.0080	0.0125 0.0100	0.0160 0.0125	0.0160 0.0125	0.0180 0.0140			
Free-cutting steels	≤ 25 ≤ 32	≤ 255 ≤ 301	560 475		0.0080 0.0080	0.0125 0.0125	0.0160 0.0160	0.0200 0.0200	0.0200 0.0200	0.0220 0.0220			
Unalloyed heat-treatable steels	≤ 20 ≤ 25 ≤ 32	≤ 220 ≤ 255 ≤ 301	425 410 395		0.0080 0.0065 0.0065	0.0125 0.0100 0.0100	0.0160 0.0125 0.0125	0.0200 0.0160 0.0160	0.0200 0.0160 0.0160	0.0220 0.0180 0.0180			
Alloyed heat-treatable steels	≤ 32 ≤ 43	≤ 301 ≤ 402	395 345		0.0065 0.0065	0.0100 0.0100	0.0125 0.0125	0.0160 0.0160	0.0160 0.0160	0.0180 0.0180			
Unalloyed case hardened steels	≤ 25	≤ 255	475		0.0080	0.0125	0.0160	0.0200	0.0200	0.0220			
Alloyed case hardened steels	≤ 32 ≤ 43	≤ 301 ≤ 402	395 280		0.0065 0.0040	0.0100 0.0065	0.0125 0.0080	0.0160 0.0100	0.0160 0.0100	0.0180 0.0110			
Nitriding steels	≤ 32 ≤ 43	≤ 301 ≤ 402	360 345		0.0065 0.0040	0.0100 0.0065	0.0125 0.0080	0.0160 0.0100	0.0160 0.0100	0.0180 0.0110			
Tool steels	≤ 25 ≤ 43	≤ 255 ≤ 402	260 215		0.0050 0.0040	0.0080 0.0065	0.0100 0.0080	0.0125 0.0100	0.0125 0.0100	0.0140 0.0110			
High speed steels	≤ 43	≤ 402	195		0.0030	0.0050	0.0065	0.0080	0.0080	0.0090			
Spring steels	≤ 38	≤ 354	195		0.0025	0.0040	0.0050	0.0065	0.0065	0.0070			
Hardened steels	≤ 48 ≤ 66	≤ 460 -	180 115		0.0025 0.0020	0.0040 0.0030	0.0050 0.0040	0.0065 0.0050	0.0065 0.0050	0.0070 0.0055			
Stainless steels, sulphured austenitic martensitic	≤ 28 ≤ 36 ≤ 46	≤ 273 ≤ 337 ≤ 435	195 180 165		0.0040 0.0040 0.0040	0.0065 0.0065 0.0065	0.0080 0.0080 0.0080	0.0100 0.0100 0.0100	0.0100 0.0100 0.0100	0.0110 0.0110 0.0110			
Cast iron	≤ 23 ≤ 38	≤ 242 ≤ 354	690 525		0.0100 0.0100	0.0160 0.0160	0.0200 0.0200	0.0245 0.0245	0.0245 0.0245	0.0265 0.0265			
Spheroidal graphite iron and malleable cast iron	≤ 23 ≤ 38	≤ 242 ≤ 354	460 425		0.0100 0.0080	0.0160 0.0125	0.0200 0.0160	0.0245 0.0200	0.0245 0.0200	0.0265 0.0220			
Chilled cast iron	≤ 38	≤ 354	130		0.0025	0.0040	0.0050	0.0065	0.0065	0.0070			
New cast materials GGV	≤ 20 ≤ 32	≤ 220 ≤ 301											
New cast materials ADI	≤ 32 ≤ 43	≤ 301 ≤ 402											
Special alloys	≤ 54	≤ 549	115		0.0030	0.0050	0.0065	0.0080	0.0080	0.0090			
Ti and Ti-alloys	≤ 25 ≤ 43	≤ 255 ≤ 402	150 130		0.0030 0.0030	0.0050 0.0050	0.0065 0.0065	0.0080 0.0080	0.0080 0.0080	0.0090 0.0090			
Aluminium and Al-alloys	-	≤ 120	1015		0.0100	0.0160	0.0200	0.0245	0.0245	0.0265			
Al wrought alloys	-	≤ 200	1015		0.0100	0.0160	0.0200	0.0245	0.0245	0.0265			
Al cast alloys ≤ 10 % Si ≤ 24 % Si	- -	≤ 180 ≤ 180	855 720		0.0100 0.0100	0.0160 0.0160	0.0200 0.0200	0.0245 0.0245	0.0245 0.0245	0.0265 0.0265			
Magnesium alloys	-	≤ 120	920		0.0080	0.0125	0.0160	0.0200	0.0200	0.0220			
Copper, low-alloyed	-	≤ 150	410		0.0065	0.0100	0.0125	0.0160	0.0160	0.0180			
Brass, short-chipping long-chipping	- -	≤ 180 ≤ 180	1065 720		0.0080 0.0065	0.0125 0.0100	0.0160 0.0125	0.0200 0.0160	0.0200 0.0160	0.0220 0.0180			
Bronze, short-chipping	- ≤ 25	≤ 180 ≤ 255	410 345		0.0065 0.0050	0.0100 0.0080	0.0125 0.0100	0.0160 0.0125	0.0160 0.0125	0.0180 0.0140			
Bronze, long-chipping	≤ 25 ≤ 32	≤ 255 ≤ 301	295 260		0.0050 0.0050	0.0080 0.0080	0.0100 0.0100	0.0125 0.0125	0.0125 0.0125	0.0140 0.0140			
Duroplastics Thermoplastics Reinforced plastics - Kevlar Reinforced plastics - GFK / CFK													

Series # 5611

Material group	Hardness HRC	Hardness BHN	SFM	Feed Rate - IPR 1/16 in. 1.590 mm	1/8 in. 3.170 mm	1/4 in. 6.350 mm	3/8 in. 9.520 mm	1/2 in. 12.700 mm	5/8 in. 15.870 mm	3/4 in. 19.050 mm	1 in. 25.400 mm	1 1/4 in. 31.750 mm	1 1/2 in. 38.100 mm
Common structural steels	- ≤ 32	≤ 150 ≤ 301	475 395		0.0065 0.0050	0.0100 0.0080	0.0125 0.0100	0.0160 0.0125	0.0160 0.0125	0.0180 0.0140	0.0200 0.0160		
Free-cutting steels	≤ 25 ≤ 32	≤ 255 ≤ 301	560 475		0.0080 0.0080	0.0125 0.0125	0.0160 0.0160	0.0200 0.0200	0.0200 0.0200	0.0220 0.0220	0.0245 0.0245		
Unalloyed heat-treatable steels	≤ 20 ≤ 25 ≤ 32	≤ 220 ≤ 255 ≤ 301	425 410 395		0.0080 0.0065 0.0065	0.0125 0.0100 0.0100	0.0160 0.0125 0.0125	0.0200 0.0160 0.0160	0.0200 0.0160 0.0160	0.0220 0.0180 0.0180	0.0245 0.0200 0.0200		
Alloyed heat-treatable steels	≤ 32 ≤ 43	≤ 301 ≤ 402	395 345		0.0065 0.0065	0.0100 0.0100	0.0125 0.0125	0.0160 0.0160	0.0160 0.0160	0.0180 0.0180	0.0200 0.0200		
Unalloyed case hardened steels	≤ 25	≤ 255	475		0.0080	0.0125	0.0160	0.0200	0.0200	0.0220	0.0245		
Alloyed case hardened steels	≤ 32 ≤ 43	≤ 301 ≤ 402	395 280		0.0065 0.0040	0.0100 0.0065	0.0125 0.0080	0.0160 0.0100	0.0160 0.0100	0.0180 0.0110	0.0200 0.0125		
Nitriding steels	≤ 32 ≤ 43	≤ 301 ≤ 402	350 330		0.0065 0.0040	0.0100 0.0065	0.0125 0.0080	0.0160 0.0100	0.0160 0.0100	0.0180 0.0110	0.0200 0.0125		
Tool steels	≤ 25 ≤ 43	≤ 255 ≤ 402	240 180		0.0050 0.0040	0.0080 0.0065	0.0100 0.0080	0.0125 0.0100	0.0125 0.0100	0.0140 0.0110	0.0160 0.0125		
High speed steels	≤ 43	≤ 402	195		0.0030	0.0050	0.0065	0.0080	0.0080	0.0090	0.0100		
Spring steels	≤ 38	≤ 354	195		0.0025	0.0040	0.0050	0.0065	0.0065	0.0070	0.0080		
Hardened steels	≤ 48 ≤ 66	≤ 460 -	180 115		0.0025 0.0020	0.0040 0.0030	0.0050 0.0040	0.0065 0.0050	0.0065 0.0050	0.0070 0.0055	0.0080 0.0065		
Stainless steels, sulphured austenitic martensitic	≤ 28 ≤ 36 ≤ 46	≤ 273 ≤ 337 ≤ 435	195 180 165		0.0040 0.0040 0.0040	0.0065 0.0065 0.0065	0.0080 0.0080 0.0080	0.0100 0.0100 0.0100	0.0100 0.0100 0.0100	0.0110 0.0110 0.0110	0.0125 0.0125 0.0125		
Cast iron	≤ 23 ≤ 38	≤ 242 ≤ 354	690 525		0.0100 0.0100	0.0160 0.0160	0.0200 0.0200	0.0245 0.0245	0.0245 0.0245	0.0265 0.0265	0.0290 0.0290		
Spheroidal graphite iron and malleable cast iron	≤ 23 ≤ 38	≤ 242 ≤ 354	450 425		0.0100 0.0080	0.0160 0.0125	0.0200 0.0160	0.0245 0.0200	0.0245 0.0200	0.0265 0.0220	0.0290 0.0245		
Chilled cast iron	≤ 38	≤ 354	130		0.0025	0.0040	0.0050	0.0065	0.0065	0.0070	0.0080		
New cast materials GGV	≤ 20 ≤ 32	≤ 220 ≤ 301											
New cast materials ADI	≤ 32 ≤ 43	≤ 301 ≤ 402											
Special alloys	≤ 54	≤ 549	115		0.0030	0.0050	0.0065	0.0080	0.0080	0.0090	0.0100		
Ti and Ti-alloys	≤ 25 ≤ 43	≤ 255 ≤ 402	150 130		0.0030 0.0025	0.0050 0.0040	0.0065 0.0050	0.0080 0.0065	0.0080 0.0065	0.0090 0.0070	0.0100 0.0080		
Aluminium and Al-alloys	-	≤ 120	1015		0.0080	0.0125	0.0160	0.0200	0.0200	0.0220	0.0245		
Al wrought alloys	-	≤ 200	1015		0.0080	0.0125	0.0160	0.0200	0.0200	0.0220	0.0245		
Al cast alloys ≤ 10 % Si ≤ 24 % Si	- -	≤ 180 ≤ 180	855 720		0.0080 0.0080	0.0125 0.0125	0.0160 0.0160	0.0200 0.0200	0.0200 0.0200	0.0220 0.0220	0.0245 0.0245		
Magnesium alloys	-	≤ 120	920		0.0080	0.0125	0.0160	0.0200	0.0200	0.0220	0.0245		
Copper, low-alloyed	-	≤ 150	410		0.0065	0.0100	0.0125	0.0160	0.0160	0.0180	0.0200		
Brass, short-chipping long-chipping	- -	≤ 180 ≤ 180	1065 720		0.0080 0.0065	0.0125 0.0100	0.0160 0.0125	0.0200 0.0160	0.0200 0.0160	0.0220 0.0180	0.0245 0.0200		
Bronze, short-chipping	- ≤ 25	≤ 180 ≤ 255	410 345		0.0065 0.0050	0.0100 0.0080	0.0125 0.0100	0.0160 0.0125	0.0160 0.0125	0.0180 0.0140	0.0200 0.0160		
Bronze, long-chipping	≤ 25 ≤ 32	≤ 255 ≤ 301	295 260		0.0050 0.0050	0.0080 0.0080	0.0100 0.0100	0.0125 0.0125	0.0125 0.0125	0.0140 0.0140	0.0160 0.0160		
Duroplastics Thermoplastics Reinforced plastics - Kevlar Reinforced plastics - GFK / CFK													

Series # 5612

Material group	Hardness HRC	Hardness BHN	SFM	Feed Rate - IPR 1/16 in. 1.590 mm	1/8 in. 3.170 mm	1/4 in. 6.350 mm	3/8 in. 9.520 mm	1/2 in. 12.700 mm	5/8 in. 15.870 mm	3/4 in. 19.050 mm	1 in. 25.400 mm	1 1/4 in. 31.750 mm	1 1/2 in. 38.100 mm
Common structural steels	- ≤ 32	≤ 150 ≤ 301	460 395		0.0050 0.0040	0.0080 0.0065	0.0100 0.0080	0.0125 0.0100	0.0125 0.0100	0.0140 0.0110	0.0160 0.0125		
Free-cutting steels	≤ 25 ≤ 32	≤ 255 ≤ 301	550 480		0.0065 0.0065	0.0100 0.0100	0.0125 0.0125	0.0160 0.0160	0.0160 0.0160	0.0180 0.0180	0.0200 0.0200		
Unalloyed heat-treatable steels	≤ 20 ≤ 25 ≤ 32	≤ 220 ≤ 255 ≤ 301	415 400 395		0.0065 0.0050 0.0050	0.0100 0.0080 0.0080	0.0125 0.0100 0.0100	0.0160 0.0125 0.0125	0.0160 0.0125 0.0125	0.0180 0.0140 0.0140	0.0200 0.0160 0.0160		
Alloyed heat-treatable steels	≤ 32 ≤ 43	≤ 301 ≤ 402	395 335		0.0050 0.0050	0.0080 0.0080	0.0100 0.0100	0.0125 0.0125	0.0125 0.0125	0.0140 0.0140	0.0160 0.0160		
Unalloyed case hardened steels	≤ 25	≤ 255	465		0.0065	0.0100	0.0125	0.0160	0.0160	0.0180	0.0200		
Alloyed case hardened steels	≤ 32 ≤ 43	≤ 301 ≤ 402	395 270		0.0050 0.0030	0.0080 0.0050	0.0100 0.0065	0.0125 0.0080	0.0125 0.0080	0.0140 0.0090	0.0160 0.0100		
Nitriding steels	≤ 32 ≤ 43	≤ 301 ≤ 402	340 325		0.0050 0.0040	0.0080 0.0065	0.0100 0.0080	0.0125 0.0100	0.0125 0.0100	0.0140 0.0110	0.0160 0.0125		
Tool steels	≤ 25 ≤ 43	≤ 255 ≤ 402	230 175		0.0040 0.0030	0.0065 0.0050	0.0080 0.0065	0.0100 0.0080	0.0100 0.0080	0.0110 0.0090	0.0125 0.0100		
High speed steels	≤ 43	≤ 402	195		0.0025	0.0040	0.0050	0.0065	0.0065	0.0070	0.0080		
Spring steels	≤ 38	≤ 354	195		0.0020	0.0030	0.0040	0.0050	0.0050	0.0055	0.0065		
Hardened steels	≤ 48 ≤ 66	≤ 460 -	175 110		0.0020 0.0020	0.0030 0.0030	0.0040 0.0040	0.0050 0.0050	0.0050 0.0050	0.0055 0.0055	0.0065 0.0065		
Stainless steels, sulphured austenitic martensitic	≤ 28 ≤ 36 ≤ 46	≤ 273 ≤ 337 ≤ 435	195 175 155		0.0030 0.0030 0.0030	0.0050 0.0050 0.0050	0.0065 0.0065 0.0065	0.0080 0.0080 0.0080	0.0080 0.0080 0.0080	0.0090 0.0090 0.0090	0.0100 0.0100 0.0100		
Cast iron	≤ 23 ≤ 38	≤ 242 ≤ 354	640 525		0.0080 0.0080	0.0125 0.0125	0.0160 0.0160	0.0200 0.0200	0.0200 0.0200	0.0220 0.0220	0.0245 0.0245		
Spheroidal graphite iron and malleable cast iron	≤ 23 ≤ 38	≤ 242 ≤ 354	435 415		0.0080 0.0065	0.0125 0.0100	0.0160 0.0125	0.0200 0.0160	0.0200 0.0160	0.0220 0.0180	0.0245 0.0200		
Chilled cast iron	≤ 38	≤ 354	130		0.0020	0.0030	0.0040	0.0050	0.0050	0.0055	0.0065		
New cast materials GGV	≤ 20 ≤ 32	≤ 220 ≤ 301											
New cast materials ADI	≤ 32 ≤ 43	≤ 301 ≤ 402											
Special alloys	≤ 54	≤ 549	110		0.0025	0.0040	0.0050	0.0065	0.0065	0.0070	0.0080		
Ti and Ti-alloys	≤ 25 ≤ 43	≤ 255 ≤ 402	140 130		0.0020 0.0020	0.0030 0.0030	0.0040 0.0040	0.0050 0.0050	0.0050 0.0050	0.0055 0.0055	0.0065 0.0065		
Aluminium and Al-alloys	-	≤ 120	1000		0.0080	0.0125	0.0160	0.0200	0.0200	0.0220	0.0245		
Al wrought alloys	-	≤ 200	1000		0.0080	0.0125	0.0160	0.0200	0.0200	0.0220	0.0245		
Al cast alloys ≤ 10 % Si ≤ 24 % Si	- -	≤ 180 ≤ 180	845 710		0.0080 0.0080	0.0125 0.0125	0.0160 0.0160	0.0200 0.0200	0.0200 0.0200	0.0220 0.0220	0.0245 0.0245		
Magnesium alloys	-	≤ 120	900		0.0065	0.0100	0.0125	0.0160	0.0160	0.0180	0.0200		
Copper, low-alloyed	-	≤ 150	400		0.0065	0.0100	0.0125	0.0160	0.0160	0.0180	0.0200		
Brass, short-chipping long-chipping	- -	≤ 180 ≤ 180	1050 710		0.0080 0.0065	0.0125 0.0100	0.0160 0.0125	0.0200 0.0160	0.0200 0.0160	0.0220 0.0180	0.0245 0.0200		
Bronze, short-chipping	- ≤ 25	≤ 180 ≤ 255	410 345		0.0065 0.0050	0.0100 0.0080	0.0125 0.0100	0.0160 0.0125	0.0160 0.0125	0.0180 0.0140	0.0200 0.0160		
Bronze, long-chipping	≤ 25 ≤ 32	≤ 255 ≤ 301	285 250		0.0050 0.0050	0.0080 0.0080	0.0100 0.0100	0.0125 0.0125	0.0125 0.0125	0.0140 0.0140	0.0160 0.0160		
Duroplastics Thermoplastics Reinforced plastics - Kevlar Reinforced plastics - GFK / CFK													

Series # 5641

Material group	Hardness HRC	Hardness BHN	SFM	Feed Rate - IPR 1/16 in. 1.590 mm	1/8 in. 3.170 mm	1/4 in. 6.350 mm	3/8 in. 9.520 mm	1/2 in. 12.700 mm	5/8 in. 15.870 mm	3/4 in. 19.050 mm	1 in. 25.400 mm	1 1/4 in. 31.750 mm	1 1/2 in. 38.100 mm
Common structural steels	- ≤ 32	≤ 150 ≤ 301	330 280	0.0002 0.0002	0.0003 0.0003	0.0005 0.0005	0.0009 0.0009	0.0011 0.0011	0.0014 0.0014				
Free-cutting steels	≤ 25 ≤ 32	≤ 255 ≤ 301	295 265	0.0002 0.0002	0.0003 0.0003	0.0005 0.0005	0.0009 0.0009	0.0011 0.0011	0.0014 0.0014				
Unalloyed heat-treatable steels	≤ 20 ≤ 25 ≤ 32	≤ 220 ≤ 255 ≤ 301	295 265 245	0.0002 0.0002 0.0002	0.0002 0.0002 0.0002	0.0004 0.0004 0.0004	0.0006 0.0006 0.0006	0.0006 0.0006 0.0006	0.0010 0.0010 0.0010				
Alloyed heat-treatable steels	≤ 32 ≤ 43	≤ 301 ≤ 402	245 215	0.0002 0.0002	0.0002 0.0002	0.0004 0.0004	0.0006 0.0006	0.0006 0.0006	0.0010 0.0010				
Unalloyed case hardened steels	≤ 25	≤ 255	265	0.0002	0.0003	0.0005	0.0009	0.0011	0.0014				
Alloyed case hardened steels	≤ 32 ≤ 43	≤ 301 ≤ 402	245 215	0.0002 0.0002	0.0002 0.0002	0.0004 0.0004	0.0006 0.0006	0.0006 0.0006	0.0010 0.0010				
Nitriding steels	≤ 32 ≤ 43	≤ 301 ≤ 402	245 215	0.0002 0.0002	0.0002 0.0002	0.0004 0.0004	0.0006 0.0006	0.0006 0.0006	0.0010 0.0010				
Tool steels	≤ 25 ≤ 43	≤ 255 ≤ 402	245 215	0.0001 0.0001	0.0002 0.0002	0.0003 0.0003	0.0004 0.0004	0.0005 0.0005	0.0008 0.0008				
High speed steels	≤ 43	≤ 402	180	0.0001	0.0002	0.0003	0.0004	0.0005	0.0008				
Spring steels	≤ 38	≤ 354	215	0.0001	0.0002	0.0003	0.0004	0.0005	0.0008				
Hardened steels	≤ 48 ≤ 66	≤ 460 -	100 85	0.0001 0.0001	0.0002 0.0002	0.0003 0.0003	0.0004 0.0004	0.0005 0.0005	0.0008 0.0008				
Stainless steels, sulphured austenitic martensitic	≤ 28 ≤ 36 ≤ 46	≤ 273 ≤ 337 ≤ 435	180 150 115	0.0002 0.0002 0.0002	0.0002 0.0002 0.0002	0.0004 0.0004 0.0004	0.0006 0.0006 0.0006	0.0006 0.0006 0.0006	0.0010 0.0010 0.0010				
Cast iron	≤ 23 ≤ 38	≤ 242 ≤ 354	180 160	0.0003 0.0003	0.0005 0.0005	0.0009 0.0009	0.0013 0.0013	0.0016 0.0016	0.0020 0.0020				
Spheroidal graphite iron and malleable cast iron	≤ 23 ≤ 38	≤ 242 ≤ 354	260 230	0.0002 0.0002	0.0003 0.0003	0.0005 0.0005	0.0009 0.0009	0.0011 0.0011	0.0014 0.0014				
Chilled cast iron	≤ 38	≤ 354	180	0.0002	0.0002	0.0004	0.0006	0.0006	0.0010				
New cast materials GGV	≤ 20 ≤ 32	≤ 220 ≤ 301											
New cast materials ADI	≤ 32 ≤ 43	≤ 301 ≤ 402											
Special alloys	≤ 54	≤ 549	115	0.0001	0.0002	0.0003	0.0004	0.0005	0.0008				
Ti and Ti-alloys	≤ 25 ≤ 43	≤ 255 ≤ 402	115 100	0.0001 0.0001	0.0002 0.0002	0.0003 0.0003	0.0004 0.0004	0.0005 0.0005	0.0008 0.0008				
Aluminium and Al-alloys	-	≤ 120	590	0.0005	0.0007	0.0014	0.0018	0.0022	0.0026				
Al wrought alloys	-	≤ 200	655	0.0003	0.0005	0.0009	0.0013	0.0016	0.0020				
Al cast alloys ≤ 10 % Si ≤ 24 % Si	- -	≤ 180 ≤ 180	525 395	0.0005 0.0005	0.0007 0.0007	0.0014 0.0014	0.0018 0.0018	0.0022 0.0022	0.0026 0.0026				
Magnesium alloys	-	≤ 120	245	0.0005	0.0007	0.0014	0.0018	0.0022	0.0026				
Copper, low-alloyed	-	≤ 150	395	0.0002	0.0003	0.0005	0.0009	0.0011	0.0014				
Brass, short-chipping long-chipping	- -	≤ 180 ≤ 180	295 215	0.0008 0.0008	0.0012 0.0012	0.0024 0.0024	0.0027 0.0027	0.0030 0.0030	0.0033 0.0033				
Bronze, short-chipping	- ≤ 25	≤ 180 ≤ 255	245	0.0005	0.0007	0.0014	0.0018	0.0022	0.0026				
Bronze, long-chipping	≤ 25 ≤ 32	≤ 255 ≤ 301	230	0.0005	0.0007	0.0014	0.0018	0.0022	0.0026				
Duroplastics Thermoplastics Reinforced plastics - Kevlar Reinforced plastics - GFK / CFK			230 200 165	0.0002 0.0002 0.0002	0.0003 0.0003 0.0002	0.0005 0.0005 0.0004	0.0009 0.0009 0.0006	0.0011 0.0011 0.0006	0.0014 0.0014 0.0010				

Series # 5642

Material group	Hardness HRC	Hardness BHN	SFM	Feed Rate - IPR 1/16 in. 1.590 mm	1/8 in. 3.170 mm	1/4 in. 6.350 mm	3/8 in. 9.520 mm	1/2 in. 12.700 mm	5/8 in. 15.870 mm	3/4 in. 19.050 mm	1 in. 25.400 mm	1 1/4 in. 31.750 mm	1 1/2 in. 38.100 mm
Common structural steels	-	≤ 150	330	0.0002	0.0003	0.0005	0.0009	0.0011	0.0014				
	≤ 32	≤ 301	280	0.0002	0.0003	0.0005	0.0009	0.0011	0.0014				
Free-cutting steels	≤ 25	≤ 255	295	0.0002	0.0003	0.0005	0.0009	0.0011	0.0014				
	≤ 32	≤ 301	265	0.0002	0.0003	0.0005	0.0009	0.0011	0.0014				
Unalloyed heat-treatable steels	≤ 20	≤ 220	295	0.0002	0.0002	0.0004	0.0006	0.0006	0.0010				
	≤ 25	≤ 255	265	0.0002	0.0002	0.0004	0.0006	0.0006	0.0010				
	≤ 32	≤ 301	245	0.0002	0.0002	0.0004	0.0006	0.0006	0.0010				
Alloyed heat-treatable steels	≤ 32	≤ 301	245	0.0002	0.0002	0.0004	0.0006	0.0006	0.0010				
	≤ 43	≤ 402	215	0.0002	0.0002	0.0004	0.0006	0.0006	0.0010				
Unalloyed case hardened steels	≤ 25	≤ 255	265	0.0002	0.0003	0.0005	0.0009	0.0011	0.0014				
Alloyed case hardened steels	≤ 32	≤ 301	245	0.0002	0.0002	0.0004	0.0006	0.0006	0.0010				
	≤ 43	≤ 402	215	0.0002	0.0002	0.0004	0.0006	0.0006	0.0010				
Nitriding steels	≤ 32	≤ 301	245	0.0002	0.0002	0.0004	0.0006	0.0006	0.0010				
	≤ 43	≤ 402	215	0.0002	0.0002	0.0004	0.0006	0.0006	0.0010				
Tool steels	≤ 25	≤ 255	245	0.0001	0.0002	0.0003	0.0004	0.0005	0.0008				
	≤ 43	≤ 402	215	0.0001	0.0002	0.0003	0.0004	0.0005	0.0008				
High speed steels	≤ 43	≤ 402	180	0.0001	0.0002	0.0003	0.0004	0.0005	0.0008				
Spring steels	≤ 38	≤ 354	215	0.0001	0.0002	0.0003	0.0004	0.0005	0.0008				
Hardened steels	≤ 48	≤ 460	100	0.0001	0.0002	0.0003	0.0004	0.0005	0.0008				
	≤ 66	-	85	0.0001	0.0002	0.0003	0.0004	0.0005	0.0008				
Stainless steels, sulphured	≤ 28	≤ 273	180	0.0002	0.0002	0.0004	0.0006	0.0006	0.0010				
austenitic	≤ 36	≤ 337	150	0.0002	0.0002	0.0004	0.0006	0.0006	0.0010				
martensitic	≤ 46	≤ 435	115	0.0002	0.0002	0.0004	0.0006	0.0006	0.0010				
Cast iron	≤ 23	≤ 242	180	0.0003	0.0005	0.0009	0.0013	0.0016	0.0020				
	≤ 38	≤ 354	160	0.0003	0.0005	0.0009	0.0013	0.0016	0.0020				
Spheroidal graphite iron and	≤ 23	≤ 242	260	0.0002	0.0003	0.0005	0.0009	0.0011	0.0014				
malleable cast iron	≤ 38	≤ 354	230	0.0002	0.0003	0.0005	0.0009	0.0011	0.0014				
Chilled cast iron	≤ 38	≤ 354	180	0.0002	0.0002	0.0004	0.0006	0.0006	0.0010				
New cast materials GGV	≤ 20	≤ 220											
	≤ 32	≤ 301											
New cast materials ADI	≤ 32	≤ 301											
	≤ 43	≤ 402											
Special alloys	≤ 54	≤ 549	115	0.0001	0.0002	0.0003	0.0004	0.0005	0.0008				
Ti and Ti-alloys	≤ 25	≤ 255	115	0.0001	0.0002	0.0003	0.0004	0.0005	0.0008				
	≤ 43	≤ 402	100	0.0001	0.0002	0.0003	0.0004	0.0005	0.0008				
Aluminium and Al-alloys	-	≤ 120	590	0.0005	0.0007	0.0014	0.0018	0.0022	0.0026				
Al wrought alloys	-	≤ 200	655	0.0003	0.0005	0.0009	0.0013	0.0016	0.0020				
Al cast alloys ≤ 10 % Si	-	≤ 180	525	0.0005	0.0007	0.0014	0.0018	0.0022	0.0026				
≤ 24 % Si	-	≤ 180	395	0.0005	0.0007	0.0014	0.0018	0.0022	0.0026				
Magnesium alloys	-	≤ 120	245	0.0005	0.0007	0.0014	0.0018	0.0022	0.0026				
Copper, low-alloyed	-	≤ 150	395	0.0002	0.0003	0.0005	0.0009	0.0011	0.0014				
Brass, short-chipping	-	≤ 180	295	0.0008	0.0012	0.0024	0.0027	0.0030	0.0033				
long-chipping	-	≤ 180	215	0.0008	0.0012	0.0024	0.0027	0.0030	0.0033				
Bronze, short-chipping	-	≤ 180	245	0.0005	0.0007	0.0014	0.0018	0.0022	0.0026				
	≤ 25	≤ 255											
Bronze, long-chipping	≤ 25	≤ 255	230	0.0005	0.0007	0.0014	0.0018	0.0022	0.0026				
	≤ 32	≤ 301											
Duroplastics			230	0.0002	0.0003	0.0005	0.0009	0.0011	0.0014				
Thermoplastics			200	0.0002	0.0003	0.0005	0.0009	0.0011	0.0014				
Reinforced plastics - Kevlar			165	0.0002	0.0002	0.0004	0.0006	0.0006	0.0010				
Reinforced plastics - GFK / CFK													

Series # 5670 & 5671

Material group	Hardness HRC	Hardness BHN	SFM	Feed Rate - IPR	6.30 mm	8.00 mm	10.00 mm	12.50 mm	16.00 mm	20.00 mm	25.00 mm	31.50 mm	
Common structural steels	-	≤ 150	120		0.0045	0.0050	0.0055	0.0060	0.0065	0.0070	0.0095	0.0045	
	≤ 32	≤ 301	115		0.0030	0.0030	0.0035	0.0040	0.0045	0.0050	0.0065	0.0030	
Free-cutting steels	≤ 25	≤ 255	120		0.0045	0.0050	0.0055	0.0060	0.0065	0.0070	0.0095	0.0045	
	≤ 32	≤ 301	115		0.0030	0.0030	0.0035	0.0040	0.0045	0.0050	0.0065	0.0030	
Unalloyed heat-treatable steels	≤ 20	≤ 220	120		0.0045	0.0050	0.0055	0.0060	0.0065	0.0070	0.0095	0.0045	
	≤ 25	≤ 255	115		0.0045	0.0050	0.0055	0.0060	0.0065	0.0070	0.0095	0.0045	
	≤ 32	≤ 301	75		0.0030	0.0030	0.0035	0.0040	0.0045	0.0050	0.0065	0.0030	
Alloyed heat-treatable steels	≤ 32	≤ 301	55		0.0045	0.0050	0.0055	0.0060	0.0065	0.0070	0.0095	0.0045	
	≤ 43	≤ 402	45		0.0030	0.0030	0.0035	0.0040	0.0045	0.0050	0.0065	0.0030	
Unalloyed case hardened steels	≤ 25	≤ 255	95		0.0045	0.0050	0.0055	0.0060	0.0065	0.0070	0.0095	0.0045	
Alloyed case hardened steels	≤ 32	≤ 301	55		0.0045	0.0050	0.0055	0.0060	0.0065	0.0070	0.0095	0.0045	
	≤ 43	≤ 402	40		0.0030	0.0030	0.0035	0.0040	0.0045	0.0050	0.0065	0.0030	
Nitriding steels	≤ 32	≤ 301	55		0.0030	0.0030	0.0035	0.0040	0.0045	0.0050	0.0065	0.0030	
	≤ 43	≤ 402	45		0.0015	0.0020	0.0025	0.0025	0.0030	0.0030	0.0045	0.0015	
Tool steels	≤ 25	≤ 255	65		0.0030	0.0030	0.0035	0.0040	0.0045	0.0050	0.0065	0.0030	
	≤ 43	≤ 402	55		0.0015	0.0020	0.0025	0.0025	0.0030	0.0030	0.0045	0.0015	
High speed steels	≤ 43	≤ 402	55		0.0015	0.0020	0.0025	0.0025	0.0030	0.0030	0.0045	0.0015	
Spring steels	≤ 38	≤ 354	40		0.0015	0.0020	0.0025	0.0025	0.0030	0.0030	0.0045	0.0015	
Hardened steels	≤ 48	≤ 460											
	≤ 66	-											
Stainless steels, sulphured	≤ 28	≤ 273	60		0.0030	0.0030	0.0035	0.0040	0.0045	0.0050	0.0065	0.0030	
austenitic	≤ 36	≤ 337	45		0.0015	0.0020	0.0025	0.0025	0.0030	0.0030	0.0045	0.0015	
martensitic	≤ 46	≤ 435	50		0.0015	0.0020	0.0025	0.0025	0.0030	0.0030	0.0045	0.0015	
Cast iron	≤ 23	≤ 242	95		0.0045	0.0050	0.0055	0.0060	0.0065	0.0070	0.0095	0.0045	
	≤ 38	≤ 354	60		0.0045	0.0050	0.0055	0.0060	0.0065	0.0070	0.0095	0.0045	
Spheroidal graphite iron and	≤ 23	≤ 242	80		0.0045	0.0050	0.0055	0.0060	0.0065	0.0070	0.0095	0.0045	
malleable cast iron	≤ 38	≤ 354	75		0.0045	0.0050	0.0055	0.0060	0.0065	0.0070	0.0095	0.0045	
Chilled cast iron	≤ 38	≤ 354	30		0.0015	0.0020	0.0025	0.0025	0.0030	0.0030	0.0045	0.0015	
New cast materials GGV	≤ 20	≤ 220	80		0.0045	0.0050	0.0055	0.0060	0.0065	0.0070	0.0095	0.0045	
	≤ 32	≤ 301	50		0.0045	0.0050	0.0055	0.0060	0.0065	0.0070	0.0095	0.0045	
New cast materials ADI	≤ 32	≤ 301	0										
	≤ 43	≤ 402	0										
Special alloys	≤ 54	≤ 549	30		0.0015	0.0020	0.0025	0.0025	0.0030	0.0030	0.0045	0.0015	
Ti and Ti-alloys	≤ 25	≤ 255	55		0.0030	0.0030	0.0035	0.0040	0.0045	0.0050	0.0065	0.0030	
	≤ 43	≤ 402	40		0.0015	0.0020	0.0025	0.0025	0.0030	0.0030	0.0045	0.0015	
Aluminium and Al-alloys	-	≤ 120	340		0.0060	0.0065	0.0065	0.0075	0.0085	0.0090	0.0120	0.0060	
Al wrought alloys	-	≤ 200	265		0.0060	0.0065	0.0065	0.0075	0.0085	0.0090	0.0120	0.0060	
Al cast alloys ≤ 10 % Si	-	≤ 180	150		0.0045	0.0050	0.0055	0.0060	0.0065	0.0070	0.0095	0.0045	
≤ 24 % Si	-	≤ 180	115		0.0045	0.0050	0.0055	0.0060	0.0065	0.0070	0.0095	0.0045	
Magnesium alloys	-	≤ 120	375		0.0060	0.0065	0.0065	0.0075	0.0085	0.0090	0.0120	0.0060	
Copper, low-alloyed	-	≤ 150	225		0.0060	0.0065	0.0065	0.0075	0.0085	0.0090	0.0120	0.0060	
Brass, short-chipping	-	≤ 180	300		0.0060	0.0065	0.0065	0.0075	0.0085	0.0090	0.0120	0.0060	
long-chipping	-	≤ 180	190		0.0060	0.0065	0.0065	0.0075	0.0085	0.0090	0.0120	0.0060	
Bronze, short-chipping	-	≤ 180	115		0.0060	0.0065	0.0065	0.0075	0.0085	0.0090	0.0120	0.0060	
	≤ 25	≤ 255	100		0.0060	0.0065	0.0065	0.0075	0.0085	0.0090	0.0120	0.0060	
Bronze, long-chipping	≤ 25	≤ 255	90		0.0060	0.0065	0.0065	0.0075	0.0085	0.0090	0.0120	0.0060	
	≤ 32	≤ 301	75		0.0060	0.0065	0.0065	0.0075	0.0085	0.0090	0.0120	0.0060	
Duroplastics			115		0.0060	0.0065	0.0065	0.0075	0.0085	0.0090	0.0120	0.0060	
Thermoplastics			150		0.0060	0.0065	0.0065	0.0075	0.0085	0.0090	0.0120	0.0060	
Reinforced plastics - Kevlar													
Reinforced plastics - GFK / CFK													

Material group	Hardness HRC	Hardness BHN	SFM	Feed Rate - IPR 1/16 in. 1.590 mm	1/8 in. 3.170 mm	1/4 in. 6.350 mm	3/8 in. 9.520 mm	1/2 in. 12.700 mm	5/8 in. 15.870 mm	3/4 in. 19.050 mm	1 in. 25.400 mm	1 1/4 in. 31.750 mm	1 1/2 in. 38.100 mm
Common structural steels	- ≤ 32	≤ 150 ≤ 301	425 360		0.0065 0.0050	0.0100 0.0080	0.0125 0.0100	0.0160 0.0125					
Free-cutting steels	≤ 25 ≤ 32	≤ 255 ≤ 301	475 360		0.0080 0.0065	0.0125 0.0100	0.0160 0.0125	0.0200 0.0160					
Unalloyed heat-treatable steels	≤ 20 ≤ 25 ≤ 32	≤ 220 ≤ 255 ≤ 301	395 360 345		0.0065 0.0065 0.0065	0.0100 0.0100 0.0100	0.0125 0.0125 0.0125	0.0160 0.0160 0.0160					
Alloyed heat-treatable steels	≤ 32 ≤ 43	≤ 301 ≤ 402	345 330		0.0065 0.0050	0.0100 0.0080	0.0125 0.0100	0.0160 0.0125					
Unalloyed case hardened steels	≤ 25	≤ 255	425		0.0080	0.0125	0.0160	0.0200					
Alloyed case hardened steels	≤ 32 ≤ 43	≤ 301 ≤ 402	395 280		0.0065 0.0040	0.0100 0.0065	0.0125 0.0080	0.0160 0.0100					
Nitriding steels	≤ 32 ≤ 43	≤ 301 ≤ 402	330 295		0.0050 0.0040	0.0080 0.0065	0.0100 0.0080	0.0125 0.0100					
Tool steels	≤ 25 ≤ 43	≤ 255 ≤ 402	215 180		0.0050 0.0040	0.0080 0.0065	0.0100 0.0080	0.0125 0.0100					
High speed steels	≤ 43	≤ 402	150		0.0030	0.0050	0.0065	0.0080					
Spring steels	≤ 38	≤ 354	150		0.0025	0.0040	0.0050	0.0065					
Hardened steels	≤ 48 ≤ 66	≤ 460 -	150 80		0.0025 0.0020	0.0040 0.0030	0.0050 0.0040	0.0065 0.0050					
Stainless steels, sulphured austenitic martensitic	≤ 28 ≤ 36 ≤ 46	≤ 273 ≤ 337 ≤ 435	180 150 150		0.0030 0.0030 0.0025	0.0050 0.0050 0.0040	0.0065 0.0065 0.0050	0.0080 0.0080 0.0065					
Cast iron	≤ 23 ≤ 38	≤ 242 ≤ 354	690 510		0.0080 0.0080	0.0125 0.0125	0.0160 0.0160	0.0200 0.0200					
Spheroidal graphite iron and malleable cast iron	≤ 23 ≤ 38	≤ 242 ≤ 354	510 410		0.0065 0.0065	0.0100 0.0100	0.0125 0.0125	0.0160 0.0160					
Chilled cast iron	≤ 38	≤ 354	115		0.0025	0.0040	0.0050	0.0065					
New cast materials GGV	≤ 20 ≤ 32	≤ 220 ≤ 301											
New cast materials ADI	≤ 32 ≤ 43	≤ 301 ≤ 402											
Special alloys	≤ 54	≤ 549	80		0.0030	0.0050	0.0065	0.0080					
Ti and Ti-alloys	≤ 25 ≤ 43	≤ 255 ≤ 402	130 115		0.0030 0.0025	0.0050 0.0040	0.0065 0.0050	0.0080 0.0065					
Aluminium and Al-alloys	-	≤ 120	855										
Al wrought alloys	-	≤ 200	855										
Al cast alloys ≤ 10 % Si ≤ 24 % Si	- -	≤ 180 ≤ 180	720 590										
Magnesium alloys	-	≤ 120	855										
Copper, low-alloyed	-	≤ 150	360										
Brass, short-chipping long-chipping	- -	≤ 180 ≤ 180	885 590										
Bronze, short-chipping	- ≤ 25	≤ 180 ≤ 255	360 330										
Bronze, long-chipping	≤ 25 ≤ 32	≤ 255 ≤ 301	240 215										
Duroplastics Thermoplastics Reinforced plastics - Kevlar Reinforced plastics - GFK / CFK													

Series # 5744

Material group	Hardness HRC	Hardness BHN	SFM	Feed Rate - IPR 1/16 in. 1.590 mm	1/8 in. 3.170 mm	1/4 in. 6.350 mm	3/8 in. 9.520 mm	1/2 in. 12.700 mm	5/8 in. 15.870 mm	3/4 in. 19.050 mm	1 in. 25.400 mm	1 1/4 in. 31.750 mm	1 1/2 in. 38.100 mm
Common structural steels	- ≤ 32	≤ 150 ≤ 301	475 395		0.0065 0.0050	0.0100 0.0080	0.0125 0.0100	0.0160 0.0125					
Free-cutting steels	≤ 25 ≤ 32	≤ 255 ≤ 301	560 475		0.0080 0.0080	0.0125 0.0125	0.0160 0.0160	0.0200 0.0200					
Unalloyed heat-treatable steels	≤ 20 ≤ 25 ≤ 32	≤ 220 ≤ 255 ≤ 301	425 410 395		0.0080 0.0065 0.0065	0.0125 0.0100 0.0100	0.0160 0.0125 0.0125	0.0200 0.0160 0.0160					
Alloyed heat-treatable steels	≤ 32 ≤ 43	≤ 301 ≤ 402	395 345		0.0065 0.0065	0.0100 0.0100	0.0125 0.0125	0.0160 0.0160					
Unalloyed case hardened steels	≤ 25	≤ 255	475		0.0080	0.0125	0.0160	0.0200					
Alloyed case hardened steels	≤ 32 ≤ 43	≤ 301 ≤ 402	395 280		0.0065 0.0040	0.0100 0.0065	0.0125 0.0080	0.0160 0.0100					
Nitriding steels	≤ 32 ≤ 43	≤ 301 ≤ 402	350 330		0.0065 0.0040	0.0100 0.0065	0.0125 0.0080	0.0160 0.0100					
Tool steels	≤ 25 ≤ 43	≤ 255 ≤ 402	240 180		0.0050 0.0040	0.0080 0.0065	0.0100 0.0080	0.0125 0.0100					
High speed steels	≤ 43	≤ 402	195		0.0030	0.0050	0.0065	0.0080					
Spring steels	≤ 38	≤ 354	195		0.0025	0.0040	0.0050	0.0065					
Hardened steels	≤ 48 ≤ 66	≤ 460 -	180 115		0.0025 0.0020	0.0040 0.0030	0.0050 0.0040	0.0065 0.0050					
Stainless steels, sulphured austenitic martensitic	≤ 28 ≤ 36 ≤ 46	≤ 273 ≤ 337 ≤ 435	195 180 165		0.0040 0.0040 0.0040	0.0065 0.0065 0.0065	0.0080 0.0080 0.0080	0.0100 0.0100 0.0100					
Cast iron	≤ 23 ≤ 38	≤ 242 ≤ 354	690 525		0.0100 0.0100	0.0160 0.0160	0.0200 0.0200	0.0245 0.0245					
Spheroidal graphite iron and malleable cast iron	≤ 23 ≤ 38	≤ 242 ≤ 354	450 425		0.0100 0.0080	0.0160 0.0125	0.0200 0.0160	0.0245 0.0200					
Chilled cast iron	≤ 38	≤ 354	130		0.0025	0.0040	0.0050	0.0065					
New cast materials GGV	≤ 20 ≤ 32	≤ 220 ≤ 301											
New cast materials ADI	≤ 32 ≤ 43	≤ 301 ≤ 402											
Special alloys	≤ 54	≤ 549	115		0.0030	0.0050	0.0065	0.0080					
Ti and Ti-alloys	≤ 25 ≤ 43	≤ 255 ≤ 402	150 130		0.0030 0.0025	0.0050 0.0040	0.0065 0.0050	0.0080 0.0065					
Aluminium and Al-alloys	-	≤ 120	1015										
Al wrought alloys	-	≤ 200	1015										
Al cast alloys ≤ 10 % Si ≤ 24 % Si	- -	≤ 180 ≤ 180	855 720										
Magnesium alloys	-	≤ 120	920										
Copper, low-alloyed	-	≤ 150	410										
Brass, short-chipping long-chipping	- -	≤ 180 ≤ 180	1065 720										
Bronze, short-chipping	- ≤ 25	≤ 180 ≤ 255	410 345										
Bronze, long-chipping	≤ 25 ≤ 32	≤ 255 ≤ 301	295 260										
Duroplastics Thermoplastics Reinforced plastics - Kevlar Reinforced plastics - GFK / CFK													

Series # 5746

Material group	Hardness HRC	Hardness BHN	SFM	Feed Rate - IPR 1/16 in. 1.590 mm	1/8 in. 3.170 mm	1/4 in. 6.350 mm	3/8 in. 9.520 mm	1/2 in. 12.700 mm	5/8 in. 15.870 mm	3/4 in. 19.050 mm	1 in. 25.400 mm	1 1/4 in. 31.750 mm	1 1/2 in. 38.100 mm
Common structural steels	- ≤ 32	≤ 150 ≤ 301	460 395		0.0050 0.0040	0.0080 0.0065	0.0100 0.0080	0.0125 0.0100					
Free-cutting steels	≤ 25 ≤ 32	≤ 255 ≤ 301	550 480		0.0065 0.0065	0.0100 0.0100	0.0125 0.0125	0.0160 0.0160					
Unalloyed heat-treatable steels	≤ 20 ≤ 25 ≤ 32	≤ 220 ≤ 255 ≤ 301	415 400 395		0.0065 0.0050 0.0050	0.0100 0.0080 0.0080	0.0125 0.0100 0.0100	0.0160 0.0125 0.0125					
Alloyed heat-treatable steels	≤ 32 ≤ 43	≤ 301 ≤ 402	395 335		0.0050 0.0050	0.0080 0.0080	0.0100 0.0100	0.0125 0.0125					
Unalloyed case hardened steels	≤ 25	≤ 255	465		0.0065	0.0100	0.0125	0.0160					
Alloyed case hardened steels	≤ 32 ≤ 43	≤ 301 ≤ 402	395 270		0.0050 0.0030	0.0080 0.0050	0.0100 0.0065	0.0125 0.0080					
Nitriding steels	≤ 32 ≤ 43	≤ 301 ≤ 402	340 325		0.0050 0.0040	0.0080 0.0065	0.0100 0.0080	0.0125 0.0100					
Tool steels	≤ 25 ≤ 43	≤ 255 ≤ 402	230 175		0.0040 0.0030	0.0065 0.0050	0.0080 0.0065	0.0100 0.0080					
High speed steels	≤ 43	≤ 402	195		0.0025	0.0040	0.0050	0.0065					
Spring steels	≤ 38	≤ 354	195		0.0020	0.0030	0.0040	0.0050					
Hardened steels	≤ 48 ≤ 66	≤ 460 -	175 110		0.0020 0.0020	0.0030 0.0030	0.0040 0.0040	0.0050 0.0050					
Stainless steels, sulphured austenitic martensitic	≤ 28 ≤ 36 ≤ 46	≤ 273 ≤ 337 ≤ 435	195 175 155		0.0030 0.0030 0.0030	0.0050 0.0050 0.0050	0.0065 0.0065 0.0065	0.0080 0.0080 0.0080					
Cast iron	≤ 23 ≤ 38	≤ 242 ≤ 354	640 525		0.0080 0.0080	0.0125 0.0125	0.0160 0.0160	0.0200 0.0200					
Spheroidal graphite iron and malleable cast iron	≤ 23 ≤ 38	≤ 242 ≤ 354	435 415		0.0080 0.0065	0.0125 0.0100	0.0160 0.0125	0.0200 0.0160					
Chilled cast iron	≤ 38	≤ 354	130		0.0020	0.0030	0.0040	0.0050					
New cast materials GGV	≤ 20 ≤ 32	≤ 220 ≤ 301											
New cast materials ADI	≤ 32 ≤ 43	≤ 301 ≤ 402											
Special alloys	≤ 54	≤ 549	110		0.0025	0.0040	0.0050	0.0065					
Ti and Ti-alloys	≤ 25 ≤ 43	≤ 255 ≤ 402	140 130		0.0020 0.0020	0.0030 0.0030	0.0040 0.0040	0.0050 0.0050					
Aluminium and Al-alloys	-	≤ 120	1000										
Al wrought alloys	-	≤ 200	1000										
Al cast alloys ≤ 10 % Si ≤ 24 % Si	- -	≤ 180 ≤ 180	845 710										
Magnesium alloys	-	≤ 120	900										
Copper, low-alloyed	-	≤ 150	400										
Brass, short-chipping long-chipping	- -	≤ 180 ≤ 180	1050 710										
Bronze, short-chipping	- ≤ 25	≤ 180 ≤ 255	410 345										
Bronze, long-chipping	≤ 25 ≤ 32	≤ 255 ≤ 301	285 250										
Duroplastics Thermoplastics Reinforced plastics - Kevlar Reinforced plastics - GFK / CFK													

Series # 5768

Material group	Hardness HRC	Hardness BHN	SFM	Feed Rate - IPR 1/16 in. 1.590 mm	1/8 in. 3.170 mm	1/4 in. 6.350 mm	3/8 in. 9.520 mm	1/2 in. 12.700 mm	5/8 in. 15.870 mm	3/4 in. 19.050 mm	1 in. 25.400 mm	1 1/4 in. 31.750 mm	1 1/2 in. 38.100 mm
Common structural steels	- ≤ 32	≤ 150 ≤ 301											
Free-cutting steels	≤ 25 ≤ 32	≤ 255 ≤ 301											
Unalloyed heat-treatable steels	≤ 20 ≤ 25 ≤ 32	≤ 220 ≤ 255 ≤ 301											
Alloyed heat-treatable steels	≤ 32 ≤ 43	≤ 301 ≤ 402											
Unalloyed case hardened steels	≤ 25	≤ 255											
Alloyed case hardened steels	≤ 32 ≤ 43	≤ 301 ≤ 402											
Nitriding steels	≤ 32 ≤ 43	≤ 301 ≤ 402											
Tool steels	≤ 25 ≤ 43	≤ 255 ≤ 402											
High speed steels	≤ 43	≤ 402											
Spring steels	≤ 38	≤ 354											
Hardened steels	≤ 48 ≤ 66	≤ 460 -											
Stainless steels, sulphured austenitic martensitic	≤ 28 ≤ 36 ≤ 46	≤ 273 ≤ 337 ≤ 435											
Cast iron	≤ 23 ≤ 38	≤ 242 ≤ 354											
Spheroidal graphite iron and malleable cast iron	≤ 23 ≤ 38	≤ 242 ≤ 354											
Chilled cast iron	≤ 38	≤ 354											
New cast materials GGV	≤ 20 ≤ 32	≤ 220 ≤ 301											
New cast materials ADI	≤ 32 ≤ 43	≤ 301 ≤ 402											
Special alloys	≤ 54	≤ 549											
Ti and Ti-alloys	≤ 25 ≤ 43	≤ 255 ≤ 402											
Aluminium and Al-alloys	-	≤ 120	1150		0.0065	0.0125	0.0155	0.0195	0.0250	0.0250			
Al wrought alloys	-	≤ 200	1150		0.0065	0.0125	0.0155	0.0195	0.0250	0.0250			
Al cast alloys ≤ 10 % Si ≤ 24 % Si	- -	≤ 180 ≤ 180	1050 920		0.0065 0.0050	0.0100 0.0080	0.0155 0.0125	0.0155 0.0125	0.0195 0.0155	0.0250 0.0195			
Magnesium alloys	-	≤ 120	1050		0.0050	0.0080	0.0125	0.0125	0.0155	0.0195			
Copper, low-alloyed	-	≤ 150	625		0.0050	0.0080	0.0125	0.0125	0.0155	0.0195			
Brass, short-chipping long-chipping	- -	≤ 180 ≤ 180	525 525		0.0040 0.0040	0.0065 0.0065	0.0100 0.0100	0.0100 0.0100	0.0125 0.0125	0.0155 0.0155			
Bronze, short-chipping	- ≤ 25	≤ 180 ≤ 255	525 525		0.0040 0.0040	0.0065 0.0065	0.0100 0.0100	0.0100 0.0100	0.0125 0.0125	0.0155 0.0155			
Bronze, long-chipping	≤ 25 ≤ 32	≤ 255 ≤ 301	490 490		0.0040 0.0040	0.0065 0.0065	0.0100 0.0100	0.0100 0.0100	0.0125 0.0125	0.0155 0.0155			
Duroplastics Thermoplastics Reinforced plastics - Kevlar Reinforced plastics - GFK / CFK			330 330 330		0.0020 0.0020 0.0015	0.0030 0.0030 0.0025	0.0050 0.0050 0.0040	0.0050 0.0050 0.0040	0.0065 0.0065 0.0050	0.0080 0.0080 0.0065			

Series # 6068

Material group	Hardness HRC	Hardness BHN	SFM	Feed Rate - IPR 1/16 in. 1.590 mm	1/8 in. 3.170 mm	1/4 in. 6.350 mm	3/8 in. 9.520 mm	1/2 in. 12.700 mm	5/8 in. 15.870 mm	3/4 in. 19.050 mm	1 in. 25.400 mm	1 1/4 in. 31.750 mm	1 1/2 in. 38.100 mm
Common structural steels	- ≤ 32	≤ 150 ≤ 301											
Free-cutting steels	≤ 25 ≤ 32	≤ 255 ≤ 301											
Unalloyed heat-treatable steels	≤ 20 ≤ 25 ≤ 32	≤ 220 ≤ 255 ≤ 301											
Alloyed heat-treatable steels	≤ 32 ≤ 43	≤ 301 ≤ 402											
Unalloyed case hardened steels	≤ 25	≤ 255											
Alloyed case hardened steels	≤ 32 ≤ 43	≤ 301 ≤ 402											
Nitriding steels	≤ 32 ≤ 43	≤ 301 ≤ 402											
Tool steels	≤ 25 ≤ 43	≤ 255 ≤ 402											
High speed steels	≤ 43	≤ 402											
Spring steels	≤ 38	≤ 354											
Hardened steels	≤ 48 ≤ 66	≤ 460 -											
Stainless steels, sulphured austenitic martensitic	≤ 28 ≤ 36 ≤ 46	≤ 273 ≤ 337 ≤ 435											
Cast iron	≤ 23 ≤ 38	≤ 242 ≤ 354	395 330		0.0050 0.0050	0.0080 0.0080	0.0120 0.0120	0.0125 0.0125	0.0160 0.0160	0.0200 0.0200			
Spheroidal graphite iron and malleable cast iron	≤ 23 ≤ 38	≤ 242 ≤ 354	295 260		0.0050 0.0050	0.0080 0.0080	0.0120 0.0120	0.0125 0.0125	0.0160 0.0160	0.0200 0.0200			
Chilled cast iron	≤ 38	≤ 354	130		0.0016	0.0025	0.0035	0.0040	0.0050	0.0060			
New cast materials GGV	≤ 20 ≤ 32	≤ 220 ≤ 301											
New cast materials ADI	≤ 32 ≤ 43	≤ 301 ≤ 402											
Special alloys	≤ 54	≤ 549											
Ti and Ti-alloys	≤ 25 ≤ 43	≤ 255 ≤ 402											
Aluminium and Al-alloys	-	≤ 120	1345		0.0050	0.0080	0.0125	0.0125	0.0160	0.0200			
Al wrought alloys	-	≤ 200	1345		0.0050	0.0080	0.0125	0.0125	0.0160	0.0200			
Al cast alloys ≤ 10 % Si ≤ 24 % Si	- -	≤ 180 ≤ 180	1245 1080		0.0050 0.0050	0.0080 0.0080	0.0125 0.0125	0.0125 0.0125	0.0160 0.0160	0.0200 0.0200			
Magnesium alloys	-	≤ 120											
Copper, low-alloyed	-	≤ 150											
Brass, short-chipping long-chipping	- -	≤ 180 ≤ 180	920		0.0060	0.0125	0.0160	0.0200	0.0250	0.0250			
Bronze, short-chipping	- ≤ 25	≤ 180 ≤ 255	360 260		0.0040 0.0030	0.0060 0.0050	0.0100 0.0080	0.0100 0.0080	0.0120 0.0100	0.0160 0.0125			
Bronze, long-chipping	≤ 25 ≤ 32	≤ 255 ≤ 301											
Duroplastics Thermoplastics Reinforced plastics - Kevlar Reinforced plastics - GFK / CFK													

Series # 6069

Material group	Hardness HRC	Hardness BHN	SFM	Feed Rate - IPR 1/16 in. 1.590 mm	1/8 in. 3.170 mm	1/4 in. 6.350 mm	3/8 in. 9.520 mm	1/2 in. 12.700 mm	5/8 in. 15.870 mm	3/4 in. 19.050 mm	1 in. 25.400 mm	1 1/4 in. 31.750 mm	1 1/2 in. 38.100 mm
Common structural steels	- ≤ 32	≤ 150 ≤ 301											
Free-cutting steels	≤ 25 ≤ 32	≤ 255 ≤ 301											
Unalloyed heat-treatable steels	≤ 20 ≤ 25 ≤ 32	≤ 220 ≤ 255 ≤ 301											
Alloyed heat-treatable steels	≤ 32 ≤ 43	≤ 301 ≤ 402											
Unalloyed case hardened steels	≤ 25	≤ 255											
Alloyed case hardened steels	≤ 32 ≤ 43	≤ 301 ≤ 402											
Nitriding steels	≤ 32 ≤ 43	≤ 301 ≤ 402											
Tool steels	≤ 25 ≤ 43	≤ 255 ≤ 402											
High speed steels	≤ 43	≤ 402											
Spring steels	≤ 38	≤ 354											
Hardened steels	≤ 48 ≤ 66	≤ 460 -											
Stainless steels, sulphured austenitic martensitic	≤ 28 ≤ 36 ≤ 46	≤ 273 ≤ 337 ≤ 435											
Cast iron	≤ 23 ≤ 38	≤ 242 ≤ 354	395 330		0.0050 0.0050	0.0080 0.0080	0.0120 0.0120	0.0125 0.0125	0.0160 0.0160	0.0200 0.0200			
Spheroidal graphite iron and malleable cast iron	≤ 23 ≤ 38	≤ 242 ≤ 354	295 260		0.0050 0.0050	0.0080 0.0080	0.0120 0.0120	0.0125 0.0125	0.0160 0.0160	0.0200 0.0200			
Chilled cast iron	≤ 38	≤ 354	130		0.0016	0.0025	0.0035	0.0040	0.0050	0.0060			
New cast materials GGV	≤ 20 ≤ 32	≤ 220 ≤ 301											
New cast materials ADI	≤ 32 ≤ 43	≤ 301 ≤ 402											
Special alloys	≤ 54	≤ 549											
Ti and Ti-alloys	≤ 25 ≤ 43	≤ 255 ≤ 402											
Aluminium and Al-alloys	-	≤ 120	1345		0.0050	0.0080	0.0120	0.0125	0.0160	0.0200			
Al wrought alloys	-	≤ 200	1345		0.0050	0.0080	0.0120	0.0125	0.0160	0.0200			
Al cast alloys ≤ 10 % Si ≤ 24 % Si	- -	≤ 180 ≤ 180	1245 1080		0.0050 0.0050	0.0080 0.0080	0.0120 0.0120	0.0125 0.0125	0.0160 0.0160	0.0200 0.0200			
Magnesium alloys	-	≤ 120											
Copper, low-alloyed	-	≤ 150											
Brass, short-chipping long-chipping	- -	≤ 180 ≤ 180	920		0.0050	0.0080	0.0120	0.0125	0.0160	0.0200			
Bronze, short-chipping	- ≤ 25	≤ 180 ≤ 255	360 260		0.0040 0.0030	0.0060 0.0050	0.0095 0.0075	0.0100 0.0080	0.0125 0.0100	0.0160 0.0125			
Bronze, long-chipping	≤ 25 ≤ 32	≤ 255 ≤ 301	• •	• •	• •	• •	• •	• •	• •	• •	• •	• •	• •
Duroplastics Thermoplastics Reinforced plastics - Kevlar Reinforced plastics - GFK / CFK			• • • • •	• • • • •	• • • • •	• • • • •	• • • • •	• • • • •	• • • • •	• • • • •	• • • • •	• • • • •	• • • • •

Series # 6070

Material group	Hardness HRC	Hardness BHN	SFM	Feed Rate - IPR 1/16 in. 1.590 mm	1/8 in. 3.170 mm	1/4 in. 6.350 mm	3/8 in. 9.520 mm	1/2 in. 12.700 mm	5/8 in. 15.870 mm	3/4 in. 19.050 mm	1 in. 25.400 mm	1 1/4 in. 31.750 mm	1 1/2 in. 38.100 mm
Common structural steels	- ≤ 32	≤ 150 ≤ 301											
Free-cutting steels	≤ 25 ≤ 32	≤ 255 ≤ 301											
Unalloyed heat-treatable steels	≤ 20 ≤ 25 ≤ 32	≤ 220 ≤ 255 ≤ 301											
Alloyed heat-treatable steels	≤ 32 ≤ 43	≤ 301 ≤ 402											
Unalloyed case hardened steels	≤ 25	≤ 255											
Alloyed case hardened steels	≤ 32 ≤ 43	≤ 301 ≤ 402											
Nitriding steels	≤ 32 ≤ 43	≤ 301 ≤ 402											
Tool steels	≤ 25 ≤ 43	≤ 255 ≤ 402											
High speed steels	≤ 43	≤ 402											
Spring steels	≤ 38	≤ 354											
Cast iron	≤ 23 ≤ 38	≤ 242 ≤ 354	395 330		0.0040 0.0040	0.0060 0.0060	0.0090 0.0090	0.0100 0.0100	0.0125 0.0125	0.0160 0.0160			
Spheroidal graphite iron and malleable cast iron	≤ 23 ≤ 38	≤ 242 ≤ 354	295 260		0.0040 0.0040	0.0060 0.0060	0.0090 0.0090	0.0100 0.0100	0.0125 0.0125	0.0160 0.0160			
Chilled cast iron	≤ 38	≤ 354	130		0.0013	0.0020	0.0025	0.0030	0.0040	0.0050			
New cast materials GGV	≤ 20 ≤ 32	≤ 220 ≤ 301											
New cast materials ADI	≤ 32 ≤ 43	≤ 301 ≤ 402											
Special alloys	≤ 54	≤ 549											
Ti and Ti-alloys	≤ 25 ≤ 43	≤ 255 ≤ 402											
Aluminium and Al-alloys	-	≤ 120	1345		0.0040	0.0060	0.0090	0.0100	0.0125	0.0160			
Al wrought alloys	-	≤ 200	1345		0.0040	0.0060	0.0090	0.0100	0.0125	0.0160			
Al cast alloys ≤ 10 % Si ≤ 24 % Si	- -	≤ 180 ≤ 180	1245 1080		0.0040 0.0040	0.0060 0.0060	0.0090 0.0090	0.0100 0.0100	0.0125 0.0125	0.0160 0.0160			
Magnesium alloys	-	≤ 120											
Copper, low-alloyed	-	≤ 150											
Brass, short-chipping long-chipping	- -	≤ 180 ≤ 180	920		0.0050	0.0080	0.0120	0.0125	0.0160	0.0200			
Bronze, short-chipping	- ≤ 25	≤ 180 ≤ 255	360 260		0.0040 0.0030	0.0060 0.0050	0.0090 0.0070	0.0100 0.0080	0.0125 0.0100	0.0160 0.0125			
Bronze, long-chipping	≤ 25 ≤ 32	≤ 255 ≤ 301											
Duroplastics Thermoplastics Reinforced plastics - Kevlar Reinforced plastics - GFK / CFK													

Note: Pilot holes (depth >1xD) are recommended when drilling depths greater than 7xD. The pilot hole can be produced with a short, rigid drill. The diameter should be 0.01 - 0.02 mm larger than the diameter of the finish drill. Ratio drills can produce their own pilot hole by reducing speed and feed rates by 30-40%.

Series # 6400

Material group	Hardness HRC	Hardness BHN	SFM	Feed Rate - IPR 0.0197 in. 0.5 mm	0.0315 in. 0.8 mm	0.0394 in. 1.0 mm	0.0591 in. 1.5 mm	0.0787 in. 2.0 mm	0.0984 in. 2.5 mm	0.1181 in. 3.0 mm
Common structural steels	-	≤ 150	330	0.0020	0.0031	0.0039	0.0059	0.0079	0.0098	0.0118
	≤ 32	≤ 301	330	0.0020	0.0031	0.0039	0.0059	0.0079	0.0098	0.0118
Free-cutting steels	≤ 25	≤ 255	330	0.0020	0.0031	0.0039	0.0059	0.0079	0.0098	0.0118
	≤ 32	≤ 301	295	0.0018	0.0028	0.0035	0.0051	0.0071	0.0087	0.0106
Unalloyed heat-treatable steels	≤ 20	≤ 220	295	0.0020	0.0031	0.0039	0.0059	0.0079	0.0098	0.0118
	≤ 25	≤ 255	295	0.0020	0.0031	0.0039	0.0059	0.0079	0.0098	0.0118
	≤ 32	≤ 301	295	0.0018	0.0028	0.0035	0.0051	0.0071	0.0087	0.0106
Alloyed heat-treatable steels	≤ 32	≤ 301	295	0.0018	0.0028	0.0035	0.0051	0.0071	0.0087	0.0106
	≤ 43	≤ 402	230	0.0016	0.0024	0.0031	0.0047	0.0063	0.0079	0.0094
Unalloyed case hardened steels	≤ 25	≤ 255	330	0.0018	0.0028	0.0035	0.0051	0.0071	0.0087	0.0106
Alloyed case hardened steels	≤ 32	≤ 301	280	0.0018	0.0028	0.0035	0.0051	0.0071	0.0087	0.0106
	≤ 43	≤ 402	230	0.0016	0.0024	0.0031	0.0047	0.0063	0.0079	0.0094
Nitriding steels	≤ 32	≤ 301	230	0.0016	0.0024	0.0031	0.0047	0.0063	0.0079	0.0094
	≤ 43	≤ 402	195	0.0016	0.0024	0.0031	0.0047	0.0063	0.0079	0.0094
Tool steels	≤ 25	≤ 255	165	0.0016	0.0024	0.0031	0.0047	0.0063	0.0079	0.0094
	≤ 43	≤ 402	195	0.0016	0.0024	0.0031	0.0047	0.0063	0.0079	0.0094
High speed steels	≤ 43	≤ 402	195	0.0005	0.0006	0.0009	0.0014	0.0020	0.0028	0.0035
Spring steels	≤ 38	≤ 354	195	0.0005	0.0006	0.0009	0.0014	0.0020	0.0028	0.0035
Hardened steels	≤ 48	≤ 460								
	≤ 66	-								
Stainless steels, sulphured	≤ 28	≤ 273	100	0.0005	0.0006	0.0009	0.0014	0.0020	0.0028	0.0035
austenitic	≤ 36	≤ 337	50	0.0002	0.0003	0.0005	0.0008	0.0013	0.0018	0.0024
martensitic	≤ 46	≤ 435	100	0.0005	0.0006	0.0009	0.0014	0.0020	0.0028	0.0035
Cast iron	≤ 23	≤ 242	425	0.0024	0.0035	0.0047	0.0071	0.0094	0.0118	0.0142
	≤ 38	≤ 354	425	0.0024	0.0035	0.0047	0.0071	0.0094	0.0118	0.0142
Spheroidal graphite iron and	≤ 23	≤ 242	425	0.0024	0.0035	0.0047	0.0071	0.0094	0.0118	0.0142
malleable cast iron	≤ 38	≤ 354	395	0.0024	0.0035	0.0043	0.0067	0.0091	0.0110	0.0134
Chilled cast iron	≤ 38	≤ 354								
New cast materials GGV	≤ 20	≤ 220	50	0.0002	0.0003	0.0005	0.0008	0.0013	0.0018	0.0024
	≤ 32	≤ 301								
New cast materials ADI	≤ 32	≤ 301								
	≤ 43	≤ 402								
Special alloys	≤ 54	≤ 549								
Ti and Ti-alloys	≤ 25	≤ 255	35	0.0002	0.0003	0.0005	0.0008	0.0013	0.0018	0.0024
	≤ 43	≤ 402	50	0.0002	0.0003	0.0005	0.0008	0.0013	0.0018	0.0024
Aluminium and Al-alloys	-	≤ 120	230	0.0024	0.0035	0.0047	0.0071	0.0094	0.0118	0.0142
Al wrought alloys	-	≤ 200	230	0.0024	0.0035	0.0047	0.0071	0.0094	0.0118	0.0142
Al cast alloys ≤ 10 % Si	-	≤ 180	445	0.0009	0.0013	0.0017	0.0026	0.0036	0.0047	0.0059
≤ 24 % Si	-	≤ 180	445	0.0009	0.0013	0.0017	0.0026	0.0036	0.0047	0.0059
Magnesium alloys	-	≤ 120								
Copper, low-alloyed	-	≤ 150								
Brass, short-chipping	-	≤ 180								
long-chipping	-	≤ 180								
Bronze, short-chipping	-	≤ 180								
	≤ 25	≤ 255								
Bronze, long-chipping	≤ 25	≤ 255								
	≤ 32	≤ 301								
Duroplastics										
Thermoplastics										
Reinforced plastics - Kevlar										
Reinforced plastics - GFK / CFK										

Series # 6401

Material group	Hardness HRC	Hardness BHN	SFM	Feed Rate - IPR 0.0197 in. 0.5 mm	0.0315 in. 0.8 mm	0.0394 in. 1.0 mm	0.0591 in. 1.5 mm	0.0787 in. 2.0 mm	0.0984 in. 2.5 mm	0.1181 in. 3.0 mm
Common structural steels	-	≤ 150	330	0.0016	0.0024	0.0031	0.0047	0.0063	0.0079	0.0094
	≤ 32	≤ 301	330	0.0016	0.0024	0.0031	0.0047	0.0063	0.0079	0.0094
Free-cutting steels	≤ 25	≤ 255	330	0.0016	0.0024	0.0031	0.0047	0.0063	0.0079	0.0094
	≤ 32	≤ 301	295	0.0014	0.0020	0.0028	0.0039	0.0055	0.0067	0.0083
Unalloyed heat-treatable steels	≤ 20	≤ 220	295	0.0016	0.0024	0.0031	0.0047	0.0063	0.0079	0.0094
	≤ 25	≤ 255	295	0.0016	0.0024	0.0031	0.0047	0.0063	0.0079	0.0094
	≤ 32	≤ 301	295	0.0014	0.0020	0.0028	0.0039	0.0055	0.0067	0.0083
Alloyed heat-treatable steels	≤ 32	≤ 301	295	0.0014	0.0020	0.0028	0.0039	0.0055	0.0067	0.0083
	≤ 43	≤ 402	230	0.0012	0.0016	0.0016	0.0035	0.0047	0.0059	0.0071
Unalloyed case hardened steels	≤ 25	≤ 255	330	0.0014	0.0020	0.0028	0.0039	0.0055	0.0067	0.0083
Alloyed case hardened steels	≤ 32	≤ 301	280	0.0014	0.0020	0.0028	0.0039	0.0055	0.0067	0.0083
	≤ 43	≤ 402	230	0.0012	0.0016	0.0016	0.0035	0.0047	0.0059	0.0071
Nitriding steels	≤ 32	≤ 301	230	0.0012	0.0016	0.0016	0.0035	0.0047	0.0059	0.0071
	≤ 43	≤ 402	195	0.0012	0.0016	0.0016	0.0035	0.0047	0.0059	0.0071
Tool steels	≤ 25	≤ 255	165	0.0012	0.0016	0.0016	0.0035	0.0047	0.0059	0.0071
	≤ 43	≤ 402	195	0.0012	0.0016	0.0016	0.0035	0.0047	0.0059	0.0071
High speed steels	≤ 43	≤ 402	195	0.0005	0.0006	0.0009	0.0014	0.0020	0.0028	0.0035
Spring steels	≤ 38	≤ 354	195	0.0005	0.0006	0.0009	0.0014	0.0020	0.0028	0.0035
Hardened steels	≤ 48	≤ 460								
	≤ 66	-								
Stainless steels, sulphured	≤ 28	≤ 273	100	0.0005	0.0006	0.0009	0.0014	0.0020	0.0028	0.0035
austenitic	≤ 36	≤ 337	50	0.0002	0.0003	0.0005	0.0008	0.0013	0.0018	0.0024
martensitic	≤ 46	≤ 435	100	0.0005	0.0006	0.0009	0.0014	0.0020	0.0028	0.0035
Cast iron	≤ 23	≤ 242	425	0.0022	0.0031	0.0043	0.0063	0.0087	0.0106	0.0130
	≤ 38	≤ 354	425	0.0022	0.0031	0.0043	0.0063	0.0087	0.0106	0.0130
Spheroidal graphite iron and	≤ 23	≤ 242	425	0.0022	0.0031	0.0043	0.0063	0.0087	0.0106	0.0130
malleable cast iron	≤ 38	≤ 354	395	0.0020	0.0031	0.0039	0.0059	0.0083	0.0102	0.0122
Chilled cast iron	≤ 38	≤ 354								
New cast materials GGV	≤ 20	≤ 220	50	0.0002	0.0003	0.0005	0.0008	0.0013	0.0018	0.0024
	≤ 32	≤ 301								
New cast materials ADI	≤ 32	≤ 301								
	≤ 43	≤ 402								
Special alloys	≤ 54	≤ 549								
Ti and Ti-alloys	≤ 25	≤ 255	35	0.0002	0.0003	0.0005	0.0008	0.0013	0.0018	0.0024
	≤ 43	≤ 402	50	0.0002	0.0003	0.0005	0.0008	0.0013	0.0018	0.0024
Aluminium and Al-alloys	-	≤ 120	230	0.0024	0.0035	0.0047	0.0071	0.0094	0.0118	0.0142
Al wrought alloys	-	≤ 200	230	0.0024	0.0035	0.0047	0.0071	0.0094	0.0118	0.0142
Al cast alloys ≤ 10 % Si	-	≤ 180	445	0.0009	0.0013	0.0017	0.0026	0.0036	0.0047	0.0059
≤ 24 % Si	-	≤ 180	445	0.0009	0.0013	0.0017	0.0026	0.0036	0.0047	0.0059
Magnesium alloys	-	≤ 120								
Copper, low-alloyed	-	≤ 150								
Brass, short-chipping	-	≤ 180								
long-chipping	-	≤ 180								
Bronze, short-chipping	-	≤ 180								
	≤ 25	≤ 255								
Bronze, long-chipping	≤ 25	≤ 255								
	≤ 32	≤ 301								
Duroplastics										
Thermoplastics										
Reinforced plastics - Kevlar										
Reinforced plastics - GFK / CFK										

Series # 6405

Material group	Hardness HRC	Hardness BHN	SFM	Feed Rate - IPR 0.0197 in. 0.5 mm	0.0315 in. 0.8 mm	0.0394 in. 1.0 mm	0.0591 in. 1.5 mm	0.0787 in. 2.0 mm	0.0984 in. 2.5 mm	0.1181 in. 3.0 mm
Common structural steels	-	≤ 150	345			0.0031	0.0047	0.0063	0.0079	0.0094
	≤ 32	≤ 301	330			0.0031	0.0047	0.0063	0.0079	0.0094
Free-cutting steels	≤ 25	≤ 255	345			0.0031	0.0047	0.0063	0.0079	0.0094
	≤ 32	≤ 301	295			0.0028	0.0039	0.0055	0.0067	0.0083
Unalloyed heat-treatable steels	≤ 20	≤ 220	310			0.0031	0.0047	0.0063	0.0079	0.0094
	≤ 25	≤ 255	310			0.0031	0.0047	0.0063	0.0079	0.0094
	≤ 32	≤ 301	295			0.0028	0.0039	0.0055	0.0067	0.0083
Alloyed heat-treatable steels	≤ 32	≤ 301	295			0.0028	0.0039	0.0055	0.0067	0.0083
	≤ 43	≤ 402	230			0.0016	0.0035	0.0047	0.0059	0.0071
Unalloyed case hardened steels	≤ 25	≤ 255	330			0.0028	0.0039	0.0055	0.0067	0.0083
Alloyed case hardened steels	≤ 32	≤ 301	280			0.0028	0.0039	0.0055	0.0067	0.0083
	≤ 43	≤ 402	230			0.0016	0.0035	0.0047	0.0059	0.0071
Nitriding steels	≤ 32	≤ 301	230			0.0016	0.0035	0.0047	0.0059	0.0071
	≤ 43	≤ 402	195			0.0016	0.0035	0.0047	0.0059	0.0071
Tool steels	≤ 25	≤ 255	165			0.0016	0.0035	0.0047	0.0059	0.0071
	≤ 43	≤ 402	165			0.0016	0.0035	0.0047	0.0059	0.0071
High speed steels	≤ 43	≤ 402	165			0.0009	0.0014	0.0020	0.0028	0.0035
Spring steels	≤ 38	≤ 354	165			0.0009	0.0014	0.0020	0.0028	0.0035
Hardened steels	≤ 48	≤ 460								
	≤ 66	-								
Stainless steels, sulphured	≤ 28	≤ 273	230			0.0009	0.0014	0.0020	0.0028	0.0035
austenitic	≤ 36	≤ 337	195			0.0005	0.0008	0.0013	0.0018	0.0024
martensitic	≤ 46	≤ 435	230			0.0009	0.0014	0.0020	0.0028	0.0035
Cast iron	≤ 23	≤ 242	490			0.0016	0.0035	0.0047	0.0059	0.0071
	≤ 38	≤ 354	460			0.0016	0.0035	0.0047	0.0059	0.0071
Spheroidal graphite iron and	≤ 23	≤ 242	460			0.0016	0.0035	0.0047	0.0059	0.0071
malleable cast iron	≤ 38	≤ 354	425			0.0016	0.0035	0.0047	0.0059	0.0071
Chilled cast iron	≤ 38	≤ 354								
New cast materials GGV	≤ 20	≤ 220	115			0.0005	0.0008	0.0013	0.0018	0.0024
	≤ 32	≤ 301								
New cast materials ADI	≤ 32	≤ 301								
	≤ 43	≤ 402								
Special alloys	≤ 54	≤ 549								
Ti and Ti-alloys	≤ 25	≤ 255	80			0.0005	0.0008	0.0013	0.0018	0.0024
	≤ 43	≤ 402	115			0.0005	0.0008	0.0013	0.0018	0.0024
Aluminium and Al-alloys	-	≤ 120	230			0.0047	0.0071	0.0094	0.0118	0.0142
Al wrought alloys	-	≤ 200	230			0.0047	0.0071	0.0094	0.0118	0.0142
Al cast alloys ≤ 10 % Si	-	≤ 180	445			0.0017	0.0026	0.0036	0.0047	0.0059
≤ 24 % Si	-	≤ 180	445			0.0017	0.0026	0.0036	0.0047	0.0059
Magnesium alloys	-	≤ 120								
Copper, low-alloyed	-	≤ 150								
Brass, short-chipping	-	≤ 180								
long-chipping	-	≤ 180								
Bronze, short-chipping	-	≤ 180								
	≤ 25	≤ 255								
Bronze, long-chipping	≤ 25	≤ 255								
	≤ 32	≤ 301								
Duroplastics										
Thermoplastics										
Reinforced plastics - Kevlar										
Reinforced plastics - GFK / CFK										

Series # 6408

Material group	Hardness HRC	Hardness BHN	SFM	Feed Rate - IPR 0.0197 in. 0.5 mm	0.0315 in. 0.8 mm	0.0394 in. 1.0 mm	0.0591 in. 1.5 mm	0.0787 in. 2.0 mm	0.0984 in. 2.5 mm	0.1181 in. 3.0 mm
Common structural steels	-	≤ 150	345			0.0013	0.0020	0.0028	0.0037	0.0047
	≤ 32	≤ 301	330			0.0013	0.0020	0.0028	0.0037	0.0047
Free-cutting steels	≤ 25	≤ 255	345			0.0017	0.0026	0.0036	0.0047	0.0059
	≤ 32	≤ 301	295			0.0017	0.0026	0.0036	0.0047	0.0059
Unalloyed heat-treatable steels	≤ 20	≤ 220	310			0.0013	0.0020	0.0028	0.0037	0.0047
	≤ 25	≤ 255	310			0.0013	0.0020	0.0028	0.0037	0.0047
	≤ 32	≤ 301	295			0.0013	0.0020	0.0028	0.0037	0.0047
Alloyed heat-treatable steels	≤ 32	≤ 301	295			0.0013	0.0020	0.0028	0.0037	0.0047
	≤ 43	≤ 402	230			0.0013	0.0020	0.0028	0.0037	0.0047
Unalloyed case hardened steels	≤ 25	≤ 255	330			0.0009	0.0014	0.0020	0.0028	0.0035
Alloyed case hardened steels	≤ 32	≤ 301	280			0.0013	0.0020	0.0028	0.0037	0.0047
	≤ 43	≤ 402	230			0.0013	0.0020	0.0028	0.0037	0.0047
Nitriding steels	≤ 32	≤ 301	230			0.0009	0.0014	0.0020	0.0028	0.0035
	≤ 43	≤ 402	195			0.0009	0.0014	0.0020	0.0028	0.0035
Tool steels	≤ 25	≤ 255	165			0.0013	0.0020	0.0028	0.0037	0.0047
	≤ 43	≤ 402	165			0.0013	0.0020	0.0028	0.0037	0.0047
High speed steels	≤ 43	≤ 402	165			0.0009	0.0014	0.0020	0.0028	0.0035
Spring steels	≤ 38	≤ 354	165			0.0009	0.0014	0.0020	0.0028	0.0035
Hardened steels	≤ 48	≤ 460								
	≤ 66	-								
Stainless steels, sulphured	≤ 28	≤ 273	230			0.0009	0.0014	0.0020	0.0028	0.0035
austenitic	≤ 36	≤ 337	195			0.0005	0.0008	0.0013	0.0018	0.0024
martensitic	≤ 46	≤ 435	230			0.0009	0.0014	0.0020	0.0028	0.0035
Cast iron	≤ 23	≤ 242	490			0.0016	0.0035	0.0047	0.0059	0.0071
	≤ 38	≤ 354	460			0.0016	0.0035	0.0047	0.0059	0.0071
Spheroidal graphite iron and	≤ 23	≤ 242	460			0.0016	0.0035	0.0047	0.0059	0.0071
malleable cast iron	≤ 38	≤ 354	425			0.0016	0.0035	0.0047	0.0059	0.0071
Chilled cast iron	≤ 38	≤ 354								
New cast materials GGV	≤ 20	≤ 220	115			0.0005	0.0008	0.0013	0.0018	0.0024
	≤ 32	≤ 301								
New cast materials ADI	≤ 32	≤ 301								
	≤ 43	≤ 402								
Special alloys	≤ 54	≤ 549								
Ti and Ti-alloys	≤ 25	≤ 255	80			0.0005	0.0008	0.0013	0.0018	0.0024
	≤ 43	≤ 402	115			0.0005	0.0008	0.0013	0.0018	0.0024
Aluminium and Al-alloys	-	≤ 120	230			0.0047	0.0071	0.0094	0.0118	0.0142
Al wrought alloys	-	≤ 200	230			0.0047	0.0071	0.0094	0.0118	0.0142
Al cast alloys ≤ 10 % Si	-	≤ 180	445			0.0017	0.0026	0.0036	0.0047	0.0059
≤ 24 % Si	-	≤ 180	445			0.0017	0.0026	0.0036	0.0047	0.0059
Magnesium alloys	-	≤ 120								
Copper, low-alloyed	-	≤ 150								
Brass, short-chipping	-	≤ 180								
long-chipping	-	≤ 180								
Bronze, short-chipping	-	≤ 180								
	≤ 25	≤ 255								
Bronze, long-chipping	≤ 25	≤ 255								
	≤ 32	≤ 301								
Duroplastics										
Thermoplastics										
Reinforced plastics - Kevlar										
Reinforced plastics - GFK / CFK										

Series # 6412

Material group	Hardness HRC	Hardness BHN	SFM	Feed Rate - IPR 0.0197 in. 0.5 mm	0.0315 in. 0.8 mm	0.0394 in. 1.0 mm	0.0591 in. 1.5 mm	0.0787 in. 2.0 mm	0.0984 in. 2.5 mm	0.1181 in. 3.0 mm
Common structural steels	- ≤ 32	≤ 150 ≤ 301	345 330			0.0013 0.0013	0.0020 0.0020	0.0028 0.0028	0.0037 0.0037	0.0047 0.0047
Free-cutting steels	≤ 25 ≤ 32	≤ 255 ≤ 301	345 295			0.0017 0.0017	0.0026 0.0026	0.0036 0.0036	0.0047 0.0047	0.0059 0.0059
Unalloyed heat-treatable steels	≤ 20 ≤ 25 ≤ 32	≤ 220 ≤ 255 ≤ 301	310 310 295			0.0013 0.0013 0.0013	0.0020 0.0020 0.0020	0.0028 0.0028 0.0028	0.0037 0.0037 0.0037	0.0047 0.0047 0.0047
Alloyed heat-treatable steels	≤ 32 ≤ 43	≤ 301 ≤ 402	295 230			0.0013 0.0013	0.0020 0.0020	0.0028 0.0028	0.0037 0.0037	0.0047 0.0047
Unalloyed case hardened steels	≤ 25	≤ 255	330			0.0009	0.0014	0.0020	0.0028	0.0035
Alloyed case hardened steels	≤ 32 ≤ 43	≤ 301 ≤ 402	280 230			0.0013 0.0013	0.0020 0.0020	0.0028 0.0028	0.0037 0.0037	0.0047 0.0047
Nitriding steels	≤ 32 ≤ 43	≤ 301 ≤ 402	230 195			0.0009 0.0009	0.0014 0.0014	0.0020 0.0020	0.0028 0.0028	0.0035 0.0035
Tool steels	≤ 25 ≤ 43	≤ 255 ≤ 402	165 165			0.0013 0.0013	0.0020 0.0020	0.0028 0.0028	0.0037 0.0037	0.0047 0.0047
High speed steels	≤ 43	≤ 402	165			0.0009	0.0014	0.0020	0.0028	0.0035
Spring steels	≤ 38	≤ 354	165			0.0009	0.0014	0.0020	0.0028	0.0035
Hardened steels	≤ 48 ≤ 66	≤ 460 -								
Stainless steels, sulphured austenitic martensitic	≤ 28 ≤ 36 ≤ 46	≤ 273 ≤ 337 ≤ 435	230 195 230			0.0009 0.0005 0.0009	0.0014 0.0008 0.0014	0.0020 0.0013 0.0020	0.0028 0.0018 0.0028	0.0035 0.0024 0.0035
Cast iron	≤ 23 ≤ 38	≤ 242 ≤ 354	490 460			0.0016 0.0016	0.0035 0.0035	0.0047 0.0047	0.0059 0.0059	0.0071 0.0071
Spheroidal graphite iron and malleable cast iron	≤ 23 ≤ 38	≤ 242 ≤ 354	460 425			0.0016 0.0016	0.0035 0.0035	0.0047 0.0047	0.0059 0.0059	0.0071 0.0071
Chilled cast iron	≤ 38	≤ 354								
New cast materials GGV	≤ 20 ≤ 32	≤ 220 ≤ 301	115			0.0005	0.0008	0.0013	0.0018	0.0024
New cast materials ADI	≤ 32 ≤ 43	≤ 301 ≤ 402								
Special alloys	≤ 54	≤ 549								
Ti and Ti-alloys	≤ 25 ≤ 43	≤ 255 ≤ 402	80 115			0.0005 0.0005	0.0008 0.0008	0.0013 0.0013	0.0018 0.0018	0.0024 0.0024
Aluminium and Al-alloys	-	≤ 120	230			0.0047	0.0071	0.0094	0.0118	0.0142
Al wrought alloys	-	≤ 200	230			0.0047	0.0071	0.0094	0.0118	0.0142
Al cast alloys ≤ 10 % Si ≤ 24 % Si	- -	≤ 180 ≤ 180	445 445			0.0017 0.0017	0.0026 0.0026	0.0036 0.0036	0.0047 0.0047	0.0059 0.0059
Magnesium alloys	-	≤ 120								
Copper, low-alloyed	-	≤ 150								
Brass, short-chipping long-chipping	- -	≤ 180 ≤ 180								
Bronze, short-chipping	- ≤ 25	≤ 180 ≤ 255								
Bronze, long-chipping	≤ 25 ≤ 32	≤ 255 ≤ 301								
Duroplastics Thermoplastics Reinforced plastics - Kevlar Reinforced plastics - GFK / CFK										

Series # 6501

Material group	Hardness HRC	Hardness BHN	SFM	Feed Rate - IPR 1/16 in. 1.590 mm	1/8 in. 3.170 mm	1/4 in. 6.350 mm	3/8 in. 9.520 mm	1/2 in. 12.700 mm	5/8 in. 15.870 mm	3/4 in. 19.050 mm	1 in. 25.400 mm	1 1/4 in. 31.750 mm	1 1/2 in. 38.100 mm
Common structural steels	- ≤ 32	≤ 150 ≤ 301											
Free-cutting steels	≤ 25 ≤ 32	≤ 255 ≤ 301											
Unalloyed heat-treatable steels	≤ 20 ≤ 25 ≤ 32	≤ 220 ≤ 255 ≤ 301											
Alloyed heat-treatable steels	≤ 32 ≤ 43	≤ 301 ≤ 402											
Unalloyed case hardened steels	≤ 25	≤ 255											
Alloyed case hardened steels	≤ 32 ≤ 43	≤ 301 ≤ 402											
Nitriding steels	≤ 32 ≤ 43	≤ 301 ≤ 402											
Tool steels	≤ 25 ≤ 43	≤ 255 ≤ 402											
High speed steels	≤ 43	≤ 402											
Spring steels	≤ 38	≤ 354											
Hardened steels	≤ 48 ≤ 66	≤ 460 -											
Stainless steels, sulphured austenitic martensitic	≤ 28 ≤ 36 ≤ 46	≤ 273 ≤ 337 ≤ 435											
Cast iron	≤ 23 ≤ 38	≤ 242 ≤ 354	685 520		0.0060 0.0060	0.0125 0.0125	0.0160 0.0160	0.0200 0.0200	0.0250 0.0250	0.0250 0.0250			
Spheroidal graphite iron and malleable cast iron	≤ 23 ≤ 38	≤ 242 ≤ 354	520 425		0.0060 0.0060	0.0125 0.0100	0.0160 0.0160	0.0200 0.0160	0.0250 0.0200	0.0250 0.0250			
Chilled cast iron	≤ 38	≤ 354											
New cast materials GGV	≤ 20 ≤ 32	≤ 220 ≤ 301	425 330	0.0010 0.0010	0.0065 0.0065	0.0100 0.0100	0.0155 0.0155	0.0155 0.0155	0.0195 0.0195	0.0250 0.0250	0.0315 0.0315	0.0315 0.0315	0.0395 0.0395
New cast materials ADI	≤ 32 ≤ 43	≤ 301 ≤ 402	260 195	0.0010 0.0010	0.0065 0.0065	0.0100 0.0100	0.0155 0.0155	0.0155 0.0155	0.0195 0.0195	0.0250 0.0250	0.0315 0.0315	0.0315 0.0315	0.0395 0.0395
Special alloys	≤ 54	≤ 549											
Ti and Ti-alloys	≤ 25 ≤ 43	≤ 255 ≤ 402	425 325		0.0060 0.0060	0.0100 0.0100	0.0150 0.0150	0.0160 0.0160	0.0200 0.0200	0.0250 0.0250			
Aluminium and Al-alloys	-	≤ 120	260		0.0060	0.0100	0.0150	0.0160	0.0200	0.0250			
Al wrought alloys	-	≤ 200	195		0.0060	0.0100	0.0150	0.0160	0.0200	0.0250			
Al cast alloys ≤ 10 % Si ≤ 24 % Si	- -	≤ 180 ≤ 180											
Magnesium alloys	-	≤ 120											
Copper, low-alloyed	-	≤ 150											
Brass, short-chipping long-chipping	- -	≤ 180 ≤ 180											
Bronze, short-chipping	- ≤ 25	≤ 180 ≤ 255											
Bronze, long-chipping	≤ 25 ≤ 32	≤ 255 ≤ 301											
Duroplastics Thermoplastics Reinforced plastics - Kevlar Reinforced plastics - GFK / CFK													

Series # 6502

Material group	Hardness HRC	Hardness BHN	SFM	Feed Rate - IPR 1/16 in. 1.590 mm	1/8 in. 3.170 mm	1/4 in. 6.350 mm	3/8 in. 9.520 mm	1/2 in. 12.700 mm	5/8 in. 15.870 mm	3/4 in. 19.050 mm	1 in. 25.400 mm	1 1/4 in. 31.750 mm	1 1/2 in. 38.100 mm
Common structural steels	- ≤ 32	≤ 150 ≤ 301											
Free-cutting steels	≤ 25 ≤ 32	≤ 255 ≤ 301											
Unalloyed heat-treatable steels	≤ 20 ≤ 25 ≤ 32	≤ 220 ≤ 255 ≤ 301											
Alloyed heat-treatable steels	≤ 32 ≤ 43	≤ 301 ≤ 402											
Unalloyed case hardened steels	≤ 25	≤ 255											
Alloyed case hardened steels	≤ 32 ≤ 43	≤ 301 ≤ 402											
Nitriding steels	≤ 32 ≤ 43	≤ 301 ≤ 402											
Tool steels	≤ 25 ≤ 43	≤ 255 ≤ 402											
High speed steels	≤ 43	≤ 402											
Spring steels	≤ 38	≤ 354											
Hardened steels	≤ 48 ≤ 66	≤ 460 -											
Stainless steels, sulphured austenitic martensitic	≤ 28 ≤ 36 ≤ 46	≤ 273 ≤ 337 ≤ 435											
Cast iron	≤ 23 ≤ 38	≤ 242 ≤ 354	685 520		0.0060 0.0060	0.0100 0.0100	0.0160 0.0160	0.0160 0.0160	0.0200 0.0200	0.0250 0.0250			
Spheroidal graphite iron and malleable cast iron	≤ 23 ≤ 38	≤ 242 ≤ 354	520 425		0.0060 0.0050	0.0100 0.0080	0.0160 0.0125	0.0160 0.0125	0.0200 0.0160	0.0250 0.0200			
Chilled cast iron	≤ 38	≤ 354											
New cast materials GGV	≤ 20 ≤ 32	≤ 220 ≤ 301	425 330	0.0010 0.0010	0.0050 0.0050	0.0080 0.0080	0.0125 0.0125	0.0125 0.0125	0.0155 0.0155	0.0195 0.0195	0.0250 0.0250	0.0250 0.0250	0.0315 0.0315
New cast materials ADI	≤ 32 ≤ 43	≤ 301 ≤ 402	260 195	0.0010 0.0010	0.0050 0.0050	0.0080 0.0080	0.0125 0.0125	0.0125 0.0125	0.0155 0.0155	0.0195 0.0195	0.0250 0.0250	0.0250 0.0250	0.0315 0.0315
Special alloys	≤ 54	≤ 549											
Ti and Ti-alloys	≤ 25 ≤ 43	≤ 255 ≤ 402	425 325		0.0050 0.0050	0.0080 0.0080	0.0120 0.0120	0.0125 0.0125	0.0160 0.0160	0.0200 0.0200			
Aluminium and Al-alloys	-	≤ 120	260		0.0050	0.0080	0.0120	0.0125	0.0160	0.0200			
Al wrought alloys	-	≤ 200	195		0.0050	0.0080	0.0120	0.0125	0.0160	0.0200			
Al cast alloys ≤ 10 % Si ≤ 24 % Si	- -	≤ 180 ≤ 180											
Magnesium alloys	-	≤ 120											
Copper, low-alloyed	-	≤ 150											
Brass, short-chipping long-chipping	- -	≤ 180 ≤ 180											
Bronze, short-chipping	- ≤ 25	≤ 180 ≤ 255											
Bronze, long-chipping	≤ 25 ≤ 32	≤ 255 ≤ 301											
Duroplastics Thermoplastics Reinforced plastics - Kevlar Reinforced plastics - GFK / CFK													

Series # 6509

Material group	Hardness HRC	Hardness BHN	SFM	Feed Rate - IPR 1/16 in. 1.590 mm	1/8 in. 3.170 mm	1/4 in. 6.350 mm	3/8 in. 9.520 mm	1/2 in. 12.700 mm	5/8 in. 15.870 mm	3/4 in. 19.050 mm	1 in. 25.400 mm	1 1/4 in. 31.750 mm	1 1/2 in. 38.100 mm
Common structural steels	- ≤ 32	≤ 150 ≤ 301	360 360	0.0040 0.0040	0.0060 0.0060	0.0100 0.0100	0.0140 0.0140	0.0160 0.0160	0.0200 0.0200				
Free-cutting steels	≤ 25 ≤ 32	≤ 255 ≤ 301	395 395	0.0040 0.0040	0.0060 0.0060	0.0100 0.0100	0.0140 0.0140	0.0160 0.0160	0.0200 0.0200				
Unalloyed heat-treatable steels	≤ 20 ≤ 25 ≤ 32	≤ 220 ≤ 255 ≤ 301	360 360 330	0.0030 0.0040 0.0030	0.0040 0.0060 0.0050	0.0060 0.0100 0.0080	0.0090 0.0140 0.0110	0.0100 0.0160 0.0120	0.0120 0.0200 0.0160				
Alloyed heat-treatable steels	≤ 32 ≤ 43	≤ 301 ≤ 402	360 360	0.0030 0.0030	0.0050 0.0040	0.0080 0.0060	0.0110 0.0090	0.0120 0.0100	0.0160 0.0120				
Unalloyed case hardened steels	≤ 25	≤ 255	360	0.0040	0.0060	0.0100	0.0140	0.0160	0.0200				
Alloyed case hardened steels	≤ 32 ≤ 43	≤ 301 ≤ 402	360 360	0.0030 0.0030	0.0050 0.0040	0.0080 0.0060	0.0110 0.0090	0.0120 0.0100	0.0160 0.0120				
Nitriding steels	≤ 32 ≤ 43	≤ 301 ≤ 402	330 260	0.0020 0.0020	0.0030 0.0030	0.0050 0.0050	0.0070 0.0070	0.0080 0.0080	0.0100 0.0100				
Tool steels	≤ 25 ≤ 43	≤ 255 ≤ 402	330 260	0.0030 0.0020	0.0040 0.0030	0.0060 0.0050	0.0090 0.0070	0.0100 0.0080	0.0120 0.0100				
High speed steels	≤ 43	≤ 402	165	0.0020	0.0030	0.0050	0.0070	0.0080	0.0100				
Spring steels	≤ 38	≤ 354	165	0.0020	0.0030	0.0050	0.0070	0.0080	0.0100				
Hardened steels	≤ 48 ≤ 66	≤ 460 -	165 165	0.0020 0.0010	0.0020 0.0020	0.0040 0.0040	0.0060 0.0060	0.0060 0.0060	0.0080 0.0080				
Stainless steels, sulphured austenitic martensitic	≤ 28 ≤ 36 ≤ 46	≤ 273 ≤ 337 ≤ 435	330 230 330	0.0020 0.0010 0.0020	0.0030 0.0020 0.0030	0.0050 0.0020 0.0050	0.0070 0.0040 0.0070	0.0080 0.0040 0.0080	0.0100 0.0050 0.0100				
Cast iron	≤ 23 ≤ 38	≤ 242 ≤ 354	460 330	0.0040 0.0040	0.0060 0.0060	0.0100 0.0100	0.0140 0.0140	0.0160 0.0160	0.0200 0.0200				
Spheroidal graphite iron and malleable cast iron	≤ 23 ≤ 38	≤ 242 ≤ 354	460 330	0.0040 0.0040	0.0060 0.0060	0.0100 0.0100	0.0140 0.0140	0.0160 0.0160	0.0200 0.0200				
Chilled cast iron	≤ 38	≤ 354											
New cast materials GGV	≤ 20 ≤ 32	≤ 220 ≤ 301	330 330	0.0005 0.0005	0.0040 0.0040	0.0065 0.0065	0.0100 0.0100	0.0100 0.0100	0.0125 0.0125				
New cast materials ADI	≤ 32 ≤ 43	≤ 301 ≤ 402	295	0.0010	0.0065	0.0100	0.0155	0.0155	0.0195				
Special alloys	≤ 54	≤ 549	100	0.0040	0.0020	0.0020	0.0040	0.0040	0.0050				
Ti and Ti-alloys	≤ 25 ≤ 43	≤ 255 ≤ 402											
Aluminium and Al-alloys	-	≤ 120											
Al wrought alloys	-	≤ 200											
Al cast alloys ≤ 10 % Si ≤ 24 % Si	- -	≤ 180 ≤ 180											
Magnesium alloys	-	≤ 120											
Copper, low-alloyed	-	≤ 150	395		0.0010	0.0020	0.0030	0.0030	0.0040				
Brass, short-chipping long-chipping	- -	≤ 180 ≤ 180	395	0.0040	0.0060	0.0100	0.0140	0.0160	0.0200				
Bronze, short-chipping	- ≤ 25	≤ 180 ≤ 255											
Bronze, long-chipping	≤ 25 ≤ 32	≤ 255 ≤ 301											
Duroplastics Thermoplastics Reinforced plastics - Kevlar Reinforced plastics - GFK / CFK													

Series # 6511

Material group	Hardness HRC	Hardness BHN	SFM	Feed Rate - IPR 1/16 in. 1.590 mm	1/8 in. 3.170 mm	1/4 in. 6.350 mm	3/8 in. 9.520 mm	1/2 in. 12.700 mm	5/8 in. 15.870 mm	3/4 in. 19.050 mm	1 in. 25.400 mm	1 1/4 in. 31.750 mm	1 1/2 in. 38.100 mm
Common structural steels	-	≤ 150	360	0.0040	0.0060	0.0100	0.0140	0.0160	0.0200				
	≤ 32	≤ 301	360	0.0040	0.0060	0.0100	0.0140	0.0160	0.0200				
Free-cutting steels	≤ 25	≤ 255	395	0.0040	0.0060	0.0100	0.0140	0.0160	0.0200				
	≤ 32	≤ 301	395	0.0040	0.0060	0.0100	0.0140	0.0160	0.0200				
Unalloyed heat-treatable steels	≤ 20	≤ 220	360	0.0030	0.0040	0.0060	0.0090	0.0100	0.0120				
	≤ 25	≤ 255	360	0.0040	0.0060	0.0100	0.0140	0.0160	0.0200				
	≤ 32	≤ 301	330	0.0030	0.0050	0.0080	0.0110	0.0120	0.0160				
Alloyed heat-treatable steels	≤ 32	≤ 301	360	0.0030	0.0050	0.0080	0.0110	0.0120	0.0160				
	≤ 43	≤ 402	360	0.0030	0.0040	0.0060	0.0090	0.0100	0.0120				
Unalloyed case hardened steels	≤ 25	≤ 255	360	0.0040	0.0060	0.0100	0.0140	0.0160	0.0200				
Alloyed case hardened steels	≤ 32	≤ 301	360	0.0030	0.0050	0.0080	0.0110	0.0120	0.0160				
	≤ 43	≤ 402	360	0.0030	0.0040	0.0060	0.0090	0.0100	0.0120				
Nitriding steels	≤ 32	≤ 301	330	0.0020	0.0030	0.0050	0.0070	0.0080	0.0100				
	≤ 43	≤ 402	260	0.0020	0.0030	0.0050	0.0070	0.0080	0.0100				
Tool steels	≤ 25	≤ 255	330	0.0030	0.0040	0.0060	0.0090	0.0100	0.0120				
	≤ 43	≤ 402	260	0.0020	0.0030	0.0050	0.0070	0.0080	0.0100				
High speed steels	≤ 43	≤ 402	165	0.0020	0.0030	0.0050	0.0070	0.0080	0.0100				
Spring steels	≤ 38	≤ 354	165	0.0020	0.0030	0.0050	0.0070	0.0080	0.0100				
Hardened steels	≤ 48	≤ 460	165	0.0020	0.0020	0.0040	0.0060	0.0060	0.0080				
	≤ 66	-	165	0.0010	0.0020	0.0040	0.0060	0.0060	0.0080				
Stainless steels, sulphured	≤ 28	≤ 273	330	0.0020	0.0030	0.0050	0.0070	0.0080	0.0100				
austenitic	≤ 36	≤ 337	230	0.0010	0.0020	0.0020	0.0040	0.0040	0.0050				
martensitic	≤ 46	≤ 435	330	0.0020	0.0030	0.0050	0.0070	0.0080	0.0100				
Cast iron	≤ 23	≤ 242	460	0.0040	0.0060	0.0100	0.0140	0.0160	0.0200				
	≤ 38	≤ 354	330	0.0040	0.0060	0.0100	0.0140	0.0160	0.0200				
Spheroidal graphite iron and malleable cast iron	≤ 23	≤ 242	460	0.0040	0.0060	0.0100	0.0140	0.0160	0.0200				
	≤ 38	≤ 354	330	0.0040	0.0060	0.0100	0.0140	0.0160	0.0200				
Chilled cast iron	≤ 38	≤ 354											
New cast materials GGV	≤ 20	≤ 220	330	0.0005	0.0040	0.0065	0.0100	0.0100	0.0125				
	≤ 32	≤ 301	330	0.0005	0.0040	0.0065	0.0100	0.0100	0.0125				
New cast materials ADI	≤ 32	≤ 301	295	0.0010	0.0065	0.0100	0.0155	0.0155	0.0195				
	≤ 43	≤ 402											
Special alloys	≤ 54	≤ 549	100	0.0040	0.0020	0.0020	0.0040	0.0040	0.0050				
Ti and Ti-alloys	≤ 25	≤ 255											
	≤ 43	≤ 402											
Aluminium and Al-alloys	-	≤ 120											
Al wrought alloys	-	≤ 200											
Al cast alloys ≤ 10 % Si	-	≤ 180											
≤ 24 % Si	-	≤ 180											
Magnesium alloys	-	≤ 120											
Copper, low-alloyed	-	≤ 150	395		0.0010	0.0020	0.0030	0.0030	0.0040				
Brass, short-chipping	-	≤ 180	395	0.0040	0.0060	0.0100	0.0140	0.0160	0.0200				
long-chipping	-	≤ 180											
Bronze, short-chipping	-	≤ 180											
	≤ 25	≤ 255											
Bronze, long-chipping	≤ 25	≤ 255											
	≤ 32	≤ 301											
Duroplastics													
Thermoplastics													
Reinforced plastics - Kevlar													
Reinforced plastics - GFK / CFK													

Series # 6512

Material group	Hardness HRC	Hardness BHN	SFM	Feed Rate - IPR 1/16 in. 1.590 mm	1/8 in. 3.170 mm	1/4 in. 6.350 mm	3/8 in. 9.520 mm	1/2 in. 12.700 mm	5/8 in. 15.870 mm	3/4 in. 19.050 mm	1 in. 25.400 mm	1 1/4 in. 31.750 mm	1 1/2 in. 38.100 mm
Common structural steels	-	≤ 150	330	0.0040	0.0060	0.0100	0.0140	0.0160	0.0200				
	≤ 32	≤ 301	330	0.0040	0.0060	0.0100	0.0140	0.0160	0.0200				
Free-cutting steels	≤ 25	≤ 255	395	0.0040	0.0060	0.0100	0.0140	0.0160	0.0200				
	≤ 32	≤ 301	330	0.0040	0.0060	0.0100	0.0140	0.0160	0.0200				
Unalloyed heat-treatable steels	≤ 20	≤ 220	360	0.0030	0.0040	0.0060	0.0090	0.0100	0.0120				
	≤ 25	≤ 255	330	0.0040	0.0060	0.0100	0.0140	0.0160	0.0200				
	≤ 32	≤ 301	330	0.0030	0.0050	0.0080	0.0110	0.0120	0.0160				
Alloyed heat-treatable steels	≤ 32	≤ 301	330	0.0030	0.0050	0.0080	0.0110	0.0120	0.0160				
	≤ 43	≤ 402	330	0.0030	0.0040	0.0060	0.0090	0.0100	0.0120				
Unalloyed case hardened steels	≤ 25	≤ 255	330	0.0040	0.0060	0.0100	0.0140	0.0160	0.0200				
Alloyed case hardened steels	≤ 32	≤ 301	330	0.0030	0.0050	0.0080	0.0110	0.0120	0.0160				
	≤ 43	≤ 402	330	0.0030	0.0040	0.0060	0.0090	0.0100	0.0120				
Nitriding steels	≤ 32	≤ 301	260	0.0020	0.0030	0.0050	0.0070	0.0080	0.0100				
	≤ 43	≤ 402	195	0.0020	0.0030	0.0050	0.0070	0.0080	0.0100				
Tool steels	≤ 25	≤ 255	295	0.0030	0.0040	0.0060	0.0090	0.0100	0.0120				
	≤ 43	≤ 402	230	0.0020	0.0020	0.0040	0.0060	0.0060	0.0080				
High speed steels	≤ 43	≤ 402	165	0.0020	0.0020	0.0040	0.0060	0.0060	0.0080				
Spring steels	≤ 38	≤ 354	165	0.0020	0.0020	0.0040	0.0060	0.0060	0.0080				
Hardened steels	≤ 48	≤ 460	165	0.0020	0.0020	0.0040	0.0060	0.0060	0.0080				
	≤ 66	-	165	0.0010	0.0020	0.0040	0.0060	0.0060	0.0080				
Stainless steels, sulphured	≤ 28	≤ 273	330	0.0020	0.0030	0.0050	0.0070	0.0080	0.0100				
austenitic	≤ 36	≤ 337	230	0.0010	0.0020	0.0020	0.0040	0.0040	0.0050				
martensitic	≤ 46	≤ 435	330	0.0020	0.0030	0.0050	0.0070	0.0080	0.0100				
Cast iron	≤ 23	≤ 242	425	0.0040	0.0060	0.0100	0.0140	0.0160	0.0200				
	≤ 38	≤ 354	295	0.0040	0.0060	0.0100	0.0140	0.0160	0.0200				
Spheroidal graphite iron and malleable cast iron	≤ 23	≤ 242	425	0.0040	0.0060	0.0100	0.0140	0.0160	0.0200				
	≤ 38	≤ 354	295	0.0040	0.0060	0.0100	0.0140	0.0160	0.0200				
Chilled cast iron	≤ 38	≤ 354											
New cast materials GGV	≤ 20	≤ 220	295	0.0005	0.0040	0.0065	0.0100	0.0100	0.0125				
	≤ 32	≤ 301	295	0.0005	0.0040	0.0065	0.0100	0.0100	0.0125				
New cast materials ADI	≤ 32	≤ 301	260	0.0010	0.0065	0.0100	0.0155	0.0155	0.0195				
	≤ 43	≤ 402											
Special alloys	≤ 54	≤ 549	100	0.0040	0.0020	0.0020	0.0040	0.0040	0.0050				
Ti and Ti-alloys	≤ 25	≤ 255											
	≤ 43	≤ 402											
Aluminium and Al-alloys	-	≤ 120											
Al wrought alloys	-	≤ 200											
Al cast alloys ≤ 10 % Si	-	≤ 180											
≤ 24 % Si	-	≤ 180											
Magnesium alloys	-	≤ 120											
Copper, low-alloyed	-	≤ 150	395		0.0010	0.0020	0.0030	0.0030	0.0040				
Brass, short-chipping	-	≤ 180	360	0.0040	0.0060	0.0100	0.0140	0.0160	0.0200				
long-chipping	-	≤ 180											
Bronze, short-chipping	-	≤ 180											
	≤ 25	≤ 255											
Bronze, long-chipping	≤ 25	≤ 255											
	≤ 32	≤ 301											
Duroplastics													
Thermoplastics													
Reinforced plastics - Kevlar													
Reinforced plastics - GFK / CFK													

Series # 6513

Material group	Hardness HRC	Hardness BHN	SFM	Feed Rate - IPR 1/16 in. 1.590 mm	1/8 in. 3.170 mm	1/4 in. 6.350 mm	3/8 in. 9.520 mm	1/2 in. 12.700 mm	5/8 in. 15.870 mm	3/4 in. 19.050 mm	1 in. 25.400 mm	1 1/4 in. 31.750 mm	1 1/2 in. 38.100 mm
Common structural steels	-	≤ 150	260	0.0030	0.0050	0.0080	0.0120	0.0120	0.0160				
	≤ 32	≤ 301	260	0.0030	0.0050	0.0080	0.0120	0.0120	0.0160				
Free-cutting steels	≤ 25	≤ 255	360	0.0040	0.0060	0.0100	0.0150	0.0160	0.0200				
	≤ 32	≤ 301	330	0.0040	0.0060	0.0100	0.0150	0.0160	0.0200				
Unalloyed heat-treatable steels	≤ 20	≤ 220	360	0.0030	0.0040	0.0060	0.0090	0.0100	0.0120				
	≤ 25	≤ 255	260	0.0030	0.0050	0.0080	0.0120	0.0120	0.0160				
	≤ 32	≤ 301	260	0.0030	0.0050	0.0080	0.0120	0.0120	0.0160				
Alloyed heat-treatable steels	≤ 32	≤ 301	260	0.0030	0.0050	0.0080	0.0120	0.0120	0.0160				
	≤ 43	≤ 402	260	0.0030	0.0040	0.0060	0.0090	0.0100	0.0120				
Unalloyed case hardened steels	≤ 25	≤ 255	260	0.0030	0.0050	0.0080	0.0120	0.0120	0.0160				
Alloyed case hardened steels	≤ 32	≤ 301	260	0.0030	0.0040	0.0060	0.0090	0.0100	0.0120				
	≤ 43	≤ 402	260	0.0030	0.0040	0.0060	0.0090	0.0100	0.0120				
Nitriding steels	≤ 32	≤ 301	260	0.0020	0.0030	0.0050	0.0070	0.0080	0.0100				
	≤ 43	≤ 402	195	0.0020	0.0030	0.0050	0.0070	0.0080	0.0100				
Tool steels	≤ 25	≤ 255	260	0.0030	0.0040	0.0060	0.0090	0.0100	0.0120				
	≤ 43	≤ 402	230	0.0020	0.0020	0.0040	0.0060	0.0060	0.0080				
High speed steels	≤ 43	≤ 402	165	0.0020	0.0020	0.0040	0.0060	0.0060	0.0080				
Spring steels	≤ 38	≤ 354	165	0.0020	0.0020	0.0040	0.0060	0.0060	0.0080				
Hardened steels	≤ 48	≤ 460	165	0.0020	0.0020	0.0040	0.0060	0.0060	0.0080				
	≤ 66	-	165	0.0020	0.0020	0.0040	0.0060	0.0060	0.0080				
Stainless steels, sulphured	≤ 28	≤ 273	260	0.0020	0.0030	0.0050	0.0070	0.0080	0.0100				
austenitic	≤ 36	≤ 337	230	0.0010	0.0020	0.0030	0.0050	0.0050	0.0060				
martensitic	≤ 46	≤ 435	260	0.0020	0.0030	0.0050	0.0070	0.0080	0.0100				
Cast iron	≤ 23	≤ 242	395	0.0040	0.0060	0.0100	0.0150	0.0160	0.0200				
	≤ 38	≤ 354	260	0.0040	0.0060	0.0100	0.0150	0.0160	0.0200				
Spheroidal graphite iron and malleable cast iron	≤ 23	≤ 242	395	0.0040	0.0060	0.0100	0.0150	0.0160	0.0200				
	≤ 38	≤ 354	260	0.0040	0.0060	0.0100	0.0150	0.0160	0.0200				
Chilled cast iron	≤ 38	≤ 354											
New cast materials GGV	≤ 20	≤ 220	260	0.0005	0.0040	0.0065	0.0100	0.0100	0.0125				
	≤ 32	≤ 301	260	0.0005	0.0040	0.0065	0.0100	0.0100	0.0125				
New cast materials ADI	≤ 32	≤ 301	230	0.0010	0.0065	0.0100	0.0155	0.0155	0.0195				
	≤ 43	≤ 402											
Special alloys	≤ 54	≤ 549	100	0.0010	0.0020	0.0020	0.0040	0.0040	0.0050				
Ti and Ti-alloys	≤ 25	≤ 255											
	≤ 43	≤ 402											
Aluminium and Al-alloys	-	≤ 120											
Al wrought alloys	-	≤ 200											
Al cast alloys ≤ 10 % Si	-	≤ 180											
≤ 24 % Si	-	≤ 180											
Magnesium alloys	-	≤ 120											
Copper, low-alloyed	-	≤ 150	395	0.0010	0.0010	0.0020	0.0040	0.0030	0.0040				
Brass, short-chipping	-	≤ 180	330	0.0040	0.0060	0.0100	0.0150	0.0160	0.0200				
long-chipping	-	≤ 180											
Bronze, short-chipping	-	≤ 180											
	≤ 25	≤ 255											
Bronze, long-chipping	≤ 25	≤ 255											
	≤ 32	≤ 301											
Duroplastics													
Thermoplastics													
Reinforced plastics - Kevlar													
Reinforced plastics - GFK / CFK													

Series # 6514

Material group	Hardness HRC	Hardness BHN	SFM	Feed Rate - IPR 1/16 in. 1.590 mm	1/8 in. 3.170 mm	1/4 in. 6.350 mm	3/8 in. 9.520 mm	1/2 in. 12.700 mm	5/8 in. 15.870 mm	3/4 in. 19.050 mm	1 in. 25.400 mm	1 1/4 in. 31.750 mm	1 1/2 in. 38.100 mm
Common structural steels	-	≤ 150	260	0.0030	0.0050	0.0080	0.0120	0.0120	0.0160				
	≤ 32	≤ 301	260	0.0030	0.0050	0.0080	0.0120	0.0120	0.0160				
Free-cutting steels	≤ 25	≤ 255	330	0.0040	0.0060	0.0100	0.0150	0.0160	0.0200				
	≤ 32	≤ 301	330	0.0040	0.0060	0.0100	0.0150	0.0160	0.0200				
Unalloyed heat-treatable steels	≤ 20	≤ 220	360	0.0030	0.0040	0.0060	0.0090	0.0100	0.0120				
	≤ 25	≤ 255	260	0.0030	0.0050	0.0080	0.0120	0.0120	0.0160				
	≤ 32	≤ 301	260	0.0030	0.0050	0.0080	0.0120	0.0120	0.0160				
Alloyed heat-treatable steels	≤ 32	≤ 301	260	0.0030	0.0050	0.0080	0.0120	0.0120	0.0160				
	≤ 43	≤ 402	260	0.0030	0.0040	0.0060	0.0090	0.0100	0.0120				
Unalloyed case hardened steels	≤ 25	≤ 255	260	0.0030	0.0050	0.0080	0.0120	0.0120	0.0160				
Alloyed case hardened steels	≤ 32	≤ 301	260	0.0030	0.0040	0.0060	0.0090	0.0100	0.0120				
	≤ 43	≤ 402	260	0.0030	0.0040	0.0060	0.0090	0.0100	0.0120				
Nitriding steels	≤ 32	≤ 301	260	0.0020	0.0030	0.0050	0.0070	0.0080	0.0100				
	≤ 43	≤ 402	195	0.0020	0.0030	0.0050	0.0070	0.0080	0.0100				
Tool steels	≤ 25	≤ 255	260	0.0030	0.0040	0.0060	0.0090	0.0100	0.0120				
	≤ 43	≤ 402	230	0.0020	0.0020	0.0040	0.0060	0.0060	0.0080				
High speed steels	≤ 43	≤ 402	165	0.0020	0.0020	0.0040	0.0060	0.0060	0.0080				
Spring steels	≤ 38	≤ 354	165	0.0020	0.0020	0.0040	0.0060	0.0060	0.0080				
Hardened steels	≤ 48	≤ 460	165	0.0020	0.0020	0.0040	0.0060	0.0060	0.0080				
	≤ 66	-	165	0.0020	0.0020	0.0040	0.0060	0.0060	0.0080				
Stainless steels, sulphured	≤ 28	≤ 273	260	0.0020	0.0030	0.0050	0.0070	0.0080	0.0100				
austenitic	≤ 36	≤ 337	230	0.0010	0.0020	0.0030	0.0050	0.0050	0.0060				
martensitic	≤ 46	≤ 435	260	0.0020	0.0030	0.0050	0.0070	0.0080	0.0100				
Cast iron	≤ 23	≤ 242	395	0.0040	0.0060	0.0100	0.0150	0.0160	0.0200				
	≤ 38	≤ 354	260	0.0040	0.0060	0.0100	0.0150	0.0160	0.0200				
Spheroidal graphite iron and malleable cast iron	≤ 23	≤ 242	395	0.0040	0.0060	0.0100	0.0150	0.0160	0.0200				
	≤ 38	≤ 354	260	0.0040	0.0060	0.0100	0.0150	0.0160	0.0200				
Chilled cast iron	≤ 38	≤ 354											
New cast materials GGV	≤ 20	≤ 220	260	0.0005	0.0040	0.0065	0.0100	0.0100	0.0125				
	≤ 32	≤ 301	260	0.0005	0.0040	0.0065	0.0100	0.0100	0.0125				
New cast materials ADI	≤ 32	≤ 301	230	0.0010	0.0065	0.0100	0.0155	0.0155	0.0195				
	≤ 43	≤ 402											
Special alloys	≤ 54	≤ 549	100	0.0010	0.0020	0.0020	0.0040	0.0040	0.0050				
Ti and Ti-alloys	≤ 25	≤ 255											
	≤ 43	≤ 402											
Aluminium and Al-alloys	-	≤ 120											
Al wrought alloys	-	≤ 200											
Al cast alloys ≤ 10 % Si	-	≤ 180											
≤ 24 % Si	-	≤ 180											
Magnesium alloys	-	≤ 120											
Copper, low-alloyed	-	≤ 150	395	0.0010	0.0010	0.0020	0.0040	0.0030	0.0040				
Brass, short-chipping	-	≤ 180	330	0.0040	0.0060	0.0100	0.0150	0.0160	0.0200				
long-chipping	-	≤ 180											
Bronze, short-chipping	-	≤ 180											
	≤ 25	≤ 255											
Bronze, long-chipping	≤ 25	≤ 255											
	≤ 32	≤ 301											
Duroplastics													
Thermoplastics													
Reinforced plastics - Kevlar													
Reinforced plastics - GFK / CFK													

Series # 8510

Material group	Hardness HRC	Hardness BHN	SFM	Feed Rate - IPR 1/16 in. 1.590 mm	1/8 in. 3.170 mm	1/4 in. 6.350 mm	3/8 in. 9.520 mm	1/2 in. 12.700 mm	5/8 in. 15.870 mm	3/4 in. 19.050 mm	1 in. 25.400 mm	1 1/4 in. 31.750 mm	1 1/2 in. 38.100 mm
Common structural steels	- ≤ 32	≤ 150 ≤ 301	475 395		0.0065 0.0050	0.0100 0.0080	0.0125 0.0100	0.0160 0.0125	0.0160 0.0125	0.0180 0.0140			
Free-cutting steels	≤ 25 ≤ 32	≤ 255 ≤ 301	560 475		0.0080 0.0080	0.0125 0.0125	0.0160 0.0160	0.0200 0.0200	0.0200 0.0200	0.0220 0.0220			
Unalloyed heat-treatable steels	≤ 20 ≤ 25 ≤ 32	≤ 220 ≤ 255 ≤ 301	425 410 395		0.0080 0.0065 0.0065	0.0125 0.0100 0.0100	0.0160 0.0125 0.0125	0.0200 0.0160 0.0160	0.0200 0.0160 0.0160	0.0220 0.0180 0.0180			
Alloyed heat-treatable steels	≤ 32 ≤ 43	≤ 301 ≤ 402	395 345		0.0065 0.0065	0.0100 0.0100	0.0125 0.0125	0.0160 0.0160	0.0160 0.0160	0.0180 0.0180			
Unalloyed case hardened steels	≤ 25	≤ 255	475		0.0080	0.0125	0.0160	0.0200	0.0200	0.0220			
Alloyed case hardened steels	≤ 32 ≤ 43	≤ 301 ≤ 402	395 280		0.0065 0.0040	0.0100 0.0065	0.0125 0.0080	0.0160 0.0100	0.0160 0.0100	0.0180 0.0110			
Nitriding steels	≤ 32 ≤ 43	≤ 301 ≤ 402	360 345		0.0065 0.0040	0.0100 0.0065	0.0125 0.0080	0.0160 0.0100	0.0160 0.0100	0.0180 0.0110			
Tool steels	≤ 25 ≤ 43	≤ 255 ≤ 402	260 215		0.0050 0.0040	0.0080 0.0065	0.0100 0.0080	0.0125 0.0100	0.0125 0.0100	0.0140 0.0110			
High speed steels	≤ 43	≤ 402	195		0.0030	0.0050	0.0065	0.0080	0.0080	0.0090			
Spring steels	≤ 38	≤ 354	195		0.0025	0.0040	0.0050	0.0065	0.0065	0.0070			
Hardened steels	≤ 48 ≤ 66	≤ 460 -	180 115		0.0025 0.0020	0.0040 0.0030	0.0050 0.0040	0.0065 0.0050	0.0065 0.0050	0.0070 0.0055			
Stainless steels, sulphured austenitic martensitic	≤ 28 ≤ 36 ≤ 46	≤ 273 ≤ 337 ≤ 435	195 180 165		0.0040 0.0040 0.0040	0.0065 0.0065 0.0065	0.0080 0.0080 0.0080	0.0100 0.0100 0.0100	0.0100 0.0100 0.0100	0.0110 0.0110 0.0110			
Cast iron	≤ 23 ≤ 38	≤ 242 ≤ 354	690 525		0.0100 0.0100	0.0160 0.0160	0.0200 0.0200	0.0245 0.0245	0.0245 0.0245	0.0265 0.0265			
Spheroidal graphite iron and malleable cast iron	≤ 23 ≤ 38	≤ 242 ≤ 354	460 425		0.0100 0.0080	0.0160 0.0125	0.0200 0.0160	0.0245 0.0200	0.0245 0.0200	0.0265 0.0220			
Chilled cast iron	≤ 38	≤ 354	130		0.0025	0.0040	0.0050	0.0065	0.0065	0.0070			
New cast materials GGV	≤ 20 ≤ 32	≤ 220 ≤ 301											
New cast materials ADI	≤ 32 ≤ 43	≤ 301 ≤ 402											
Special alloys	≤ 54	≤ 549	115		0.0030	0.0050	0.0065	0.0080	0.0080	0.0090			
Ti and Ti-alloys	≤ 25 ≤ 43	≤ 255 ≤ 402	150 130		0.0030 0.0030	0.0050 0.0050	0.0065 0.0065	0.0080 0.0080	0.0080 0.0080	0.0090 0.0090			
Aluminium and Al-alloys	-	≤ 120	1015		0.0100	0.0160	0.0200	0.0245	0.0245	0.0265			
Al wrought alloys	-	≤ 200	1015		0.0100	0.0160	0.0200	0.0245	0.0245	0.0265			
Al cast alloys ≤ 10 % Si ≤ 24 % Si	- -	≤ 180 ≤ 180	855 720		0.0100 0.0100	0.0160 0.0160	0.0200 0.0200	0.0245 0.0245	0.0245 0.0245	0.0265 0.0265			
Magnesium alloys	-	≤ 120	920		0.0080	0.0125	0.0160	0.0200	0.0200	0.0220			
Copper, low-alloyed	-	≤ 150	410		0.0065	0.0100	0.0125	0.0160	0.0160	0.0180			
Brass, short-chipping long-chipping	- -	≤ 180 ≤ 180	1065 720		0.0080 0.0065	0.0125 0.0100	0.0160 0.0125	0.0200 0.0160	0.0200 0.0160	0.0220 0.0180			
Bronze, short-chipping	- ≤ 25	≤ 180 ≤ 255	410 345		0.0065 0.0050	0.0100 0.0080	0.0125 0.0100	0.0160 0.0125	0.0160 0.0125	0.0180 0.0140			
Bronze, long-chipping	≤ 25 ≤ 32	≤ 255 ≤ 301	295 260		0.0050 0.0050	0.0080 0.0080	0.0100 0.0100	0.0125 0.0125	0.0125 0.0125	0.0140 0.0140			
Duroplastics Thermoplastics Reinforced plastics - Kevlar Reinforced plastics - GFK / CFK													

Series # 8511

Material group	Hardness HRC	Hardness BHN	SFM	Feed Rate - IPR 1/16 in. 1.590 mm	1/8 in. 3.170 mm	1/4 in. 6.350 mm	3/8 in. 9.520 mm	1/2 in. 12.700 mm	5/8 in. 15.870 mm	3/4 in. 19.050 mm	1 in. 25.400 mm	1 1/4 in. 31.750 mm	1 1/2 in. 38.100 mm
Common structural steels	- ≤ 32	≤ 150 ≤ 301	475 395		0.0065 0.0050	0.0100 0.0080	0.0125 0.0100	0.0160 0.0125	0.0160 0.0125	0.0180 0.0140	0.0200 0.0160		
Free-cutting steels	≤ 25 ≤ 32	≤ 255 ≤ 301	560 475		0.0080 0.0080	0.0125 0.0125	0.0160 0.0160	0.0200 0.0200	0.0200 0.0200	0.0220 0.0220	0.0245 0.0245		
Unalloyed heat-treatable steels	≤ 20 ≤ 25 ≤ 32	≤ 220 ≤ 255 ≤ 301	425 410 395		0.0080 0.0065 0.0065	0.0125 0.0100 0.0100	0.0160 0.0125 0.0125	0.0200 0.0160 0.0160	0.0200 0.0160 0.0160	0.0220 0.0180 0.0180	0.0245 0.0200 0.0200		
Alloyed heat-treatable steels	≤ 32 ≤ 43	≤ 301 ≤ 402	395 345		0.0065 0.0065	0.0100 0.0100	0.0125 0.0125	0.0160 0.0160	0.0160 0.0160	0.0180 0.0180	0.0200 0.0200		
Unalloyed case hardened steels	≤ 25	≤ 255	475		0.0080	0.0125	0.0160	0.0200	0.0200	0.0220	0.0245		
Alloyed case hardened steels	≤ 32 ≤ 43	≤ 301 ≤ 402	395 280		0.0065 0.0040	0.0100 0.0065	0.0125 0.0080	0.0160 0.0100	0.0160 0.0100	0.0180 0.0110	0.0200 0.0125		
Nitriding steels	≤ 32 ≤ 43	≤ 301 ≤ 402	350 330		0.0065 0.0040	0.0100 0.0065	0.0125 0.0080	0.0160 0.0100	0.0160 0.0100	0.0180 0.0110	0.0200 0.0125		
Tool steels	≤ 25 ≤ 43	≤ 255 ≤ 402	240 180		0.0050 0.0040	0.0080 0.0065	0.0100 0.0080	0.0125 0.0100	0.0125 0.0100	0.0140 0.0110	0.0160 0.0125		
High speed steels	≤ 43	≤ 402	195		0.0030	0.0050	0.0065	0.0080	0.0080	0.0090	0.0100		
Spring steels	≤ 38	≤ 354	195		0.0025	0.0040	0.0050	0.0065	0.0065	0.0070	0.0080		
Hardened steels	≤ 48 ≤ 66	≤ 460 -	180 115		0.0025 0.0020	0.0040 0.0030	0.0050 0.0040	0.0065 0.0050	0.0065 0.0050	0.0070 0.0055	0.0080 0.0065		
Stainless steels, sulphured austenitic martensitic	≤ 28 ≤ 36 ≤ 46	≤ 273 ≤ 337 ≤ 435	195 180 165		0.0040 0.0040 0.0040	0.0065 0.0065 0.0065	0.0080 0.0080 0.0080	0.0100 0.0100 0.0100	0.0100 0.0100 0.0100	0.0110 0.0110 0.0110	0.0125 0.0125 0.0125		
Cast iron	≤ 23 ≤ 38	≤ 242 ≤ 354	690 525		0.0100 0.0100	0.0160 0.0160	0.0200 0.0200	0.0245 0.0245	0.0245 0.0245	0.0265 0.0265	0.0290 0.0290		
Spheroidal graphite iron and malleable cast iron	≤ 23 ≤ 38	≤ 242 ≤ 354	450 425		0.0100 0.0080	0.0160 0.0125	0.0200 0.0160	0.0245 0.0200	0.0245 0.0200	0.0265 0.0220	0.0290 0.0245		
Chilled cast iron	≤ 38	≤ 354	130		0.0025	0.0040	0.0050	0.0065	0.0065	0.0070	0.0080		
New cast materials GGV	≤ 20 ≤ 32	≤ 220 ≤ 301											
New cast materials ADI	≤ 32 ≤ 43	≤ 301 ≤ 402											
Special alloys	≤ 54	≤ 549	115		0.0030	0.0050	0.0065	0.0080	0.0080	0.0090	0.0100		
Ti and Ti-alloys	≤ 25 ≤ 43	≤ 255 ≤ 402	150 130		0.0030 0.0025	0.0050 0.0040	0.0065 0.0050	0.0080 0.0065	0.0080 0.0065	0.0090 0.0070	0.0100 0.0080		
Aluminium and Al-alloys	-	≤ 120	1015		0.0080	0.0125	0.0160	0.0200	0.0200	0.0220	0.0245		
Al wrought alloys	-	≤ 200	1015		0.0080	0.0125	0.0160	0.0200	0.0200	0.0220	0.0245		
Al cast alloys ≤ 10 % Si ≤ 24 % Si	- -	≤ 180 ≤ 180	855 720		0.0080 0.0080	0.0125 0.0125	0.0160 0.0160	0.0200 0.0200	0.0200 0.0200	0.0220 0.0220	0.0245 0.0245		
Magnesium alloys	-	≤ 120	920		0.0080	0.0125	0.0160	0.0200	0.0200	0.0220	0.0245		
Copper, low-alloyed	-	≤ 150	410		0.0065	0.0100	0.0125	0.0160	0.0160	0.0180	0.0200		
Brass, short-chipping long-chipping	- -	≤ 180 ≤ 180	1065 720		0.0080 0.0065	0.0125 0.0100	0.0160 0.0125	0.0200 0.0160	0.0200 0.0160	0.0220 0.0180	0.0245 0.0200		
Bronze, short-chipping	- ≤ 25	≤ 180 ≤ 255	410 345		0.0065 0.0050	0.0100 0.0080	0.0125 0.0100	0.0160 0.0125	0.0160 0.0125	0.0180 0.0140	0.0200 0.0160		
Bronze, long-chipping	≤ 25 ≤ 32	≤ 255 ≤ 301	295 260		0.0050 0.0050	0.0080 0.0080	0.0100 0.0100	0.0125 0.0125	0.0125 0.0125	0.0140 0.0140	0.0160 0.0160		
Duroplastics Thermoplastics Reinforced plastics - Kevlar Reinforced plastics - GFK / CFK													

Series # 8520

Material group	Hardness HRC	Hardness BHN	SFM	Feed Rate - IPR 1/16 in. 1.590 mm	1/8 in. 3.170 mm	1/4 in. 6.350 mm	3/8 in. 9.520 mm	1/2 in. 12.700 mm	5/8 in. 15.870 mm	3/4 in. 19.050 mm	1 in. 25.400 mm	1 1/4 in. 31.750 mm	1 1/2 in. 38.100 mm
Common structural steels	- ≤ 32	≤ 150 ≤ 301	475 395	0.0028 0.0016	0.0050 0.0039	0.0080 0.0063	0.0120 0.0098	0.0120 0.0098	0.0160 0.0124	0.0200 0.0157	0.0250 0.0197		
Free-cutting steels	≤ 25 ≤ 32	≤ 255 ≤ 301	560 475	0.0011 0.0011	0.0063 0.0063	0.0098 0.0098	0.0150 0.0150	0.0157 0.0157	0.0197 0.0197	0.0248 0.0248	0.0315 0.0315		
Unalloyed heat-treatable steels	≤ 20 ≤ 25 ≤ 32	≤ 220 ≤ 255 ≤ 301	425 410 395	0.0011 0.0028 0.0028	0.0063 0.0049 0.0049	0.0098 0.0079 0.0079	0.0150 0.0124 0.0124	0.0157 0.0124 0.0124	0.0197 0.0157 0.0157	0.0248 0.0197 0.0197	0.0315 0.0248 0.0248		
Alloyed heat-treatable steels	≤ 32 ≤ 43	≤ 301 ≤ 402	395 345	0.0028 0.0028	0.0049 0.0049	0.0079 0.0079	0.0124 0.0124	0.0124 0.0124	0.0157 0.0157	0.0197 0.0197	0.0248 0.0248		
Unalloyed case hardened steels	≤ 25	≤ 255	475	0.0011	0.0063	0.0098	0.0150	0.0157	0.0197	0.0248	0.0315		
Alloyed case hardened steels	≤ 32 ≤ 43	≤ 301 ≤ 402	395 280	0.0028 0.0007	0.0049 0.0031	0.0079 0.0049	0.0124 0.0075	0.0124 0.0079	0.0157 0.0098	0.0197 0.0124	0.0248 0.0157		
Nitriding steels	≤ 32 ≤ 43	≤ 301 ≤ 402	360 345	0.0028 0.0007	0.0049 0.0031	0.0079 0.0049	0.0124 0.0075	0.0124 0.0079	0.0157 0.0098	0.0197 0.0124	0.0248 0.0157		
Tool steels	≤ 25 ≤ 43	≤ 255 ≤ 402	260 215	0.0016 0.0007	0.0039 0.0031	0.0063 0.0049	0.0098 0.0075	0.0098 0.0079	0.0124 0.0098	0.0157 0.0124	0.0197 0.0157		
High speed steels	≤ 43	≤ 402	195	0.0007	0.0025	0.0039	0.0059	0.0063	0.0079	0.0098	0.0124		
Spring steels	≤ 38	≤ 354	195	0.0008	0.0020	0.0031	0.0049	0.0049	0.0063	0.0079	0.0098		
Hardened steels	≤ 48 ≤ 66	≤ 460 -	180 115	0.0008 0.0004	0.0020 0.0016	0.0031 0.0025	0.0049 0.0039		0.0063 0.0049	0.0079 0.0063	0.0098 0.0079		
Stainless steels, sulphured austenitic martensitic	≤ 28 ≤ 36 ≤ 46	≤ 273 ≤ 337 ≤ 435											
Cast iron	≤ 23 ≤ 38	≤ 242 ≤ 354											
Spheroidal graphite iron and malleable cast iron	≤ 23 ≤ 38	≤ 242 ≤ 354											
Chilled cast iron	≤ 38	≤ 354											
New cast materials GGV	≤ 20 ≤ 32	≤ 220 ≤ 301											
New cast materials ADI	≤ 32 ≤ 43	≤ 301 ≤ 402											
Special alloys	≤ 54	≤ 549	115	0.0007	0.0025	0.0039	0.0059		0.0079	0.0098	0.0124		
Ti and Ti-alloys	≤ 25 ≤ 43	≤ 255 ≤ 402	150 130	0.0007 0.0008	0.0025 0.0020	0.0039 0.0031	0.0059 0.0049		0.0049 0.0063	0.0098 0.0079	0.0124 0.0098		
Aluminium and Al-alloys	-	≤ 120											
Al wrought alloys	-	≤ 200											
Al cast alloys ≤ 10 % Si ≤ 24 % Si	- -	≤ 180 ≤ 180											
Magnesium alloys	-	≤ 120											
Copper, low-alloyed	-	≤ 150											
Brass, short-chipping long-chipping	- -	≤ 180 ≤ 180											
Bronze, short-chipping	- ≤ 25	≤ 180 ≤ 255											
Bronze, long-chipping	≤ 25 ≤ 32	≤ 255 ≤ 301											
Duroplastics Thermoplastics Reinforced plastics - Kevlar Reinforced plastics - GFK / CFK													

Series # 8521

Material group	Hardness HRC	Hardness BHN	SFM	Feed Rate - IPR 1/16 in. 1.590 mm	1/8 in. 3.170 mm	1/4 in. 6.350 mm	3/8 in. 9.520 mm	1/2 in. 12.700 mm	5/8 in. 15.870 mm	3/4 in. 19.050 mm	1 in. 25.400 mm	1 1/4 in. 31.750 mm	1 1/2 in. 38.100 mm
Common structural steels	- ≤ 32	≤ 150 ≤ 301	475 395	0.0028 0.0016	0.0050 0.0039	0.0080 0.0063	0.0120 0.0098	0.0120 0.0098	0.0160 0.0124	0.0200 0.0157	0.0250 0.0197		
Free-cutting steels	≤ 25 ≤ 32	≤ 255 ≤ 301	560 475	0.0011 0.0011	0.0063 0.0063	0.0098 0.0098	0.0150 0.0150	0.0157 0.0157	0.0197 0.0197	0.0248 0.0248	0.0315 0.0315		
Unalloyed heat-treatable steels	≤ 20 ≤ 25 ≤ 32	≤ 220 ≤ 255 ≤ 301	425 410 395	0.0011 0.0028 0.0028	0.0063 0.0049 0.0049	0.0098 0.0079 0.0079	0.0150 0.0124 0.0124	0.0157 0.0124 0.0124	0.0197 0.0157 0.0157	0.0248 0.0197 0.0197	0.0315 0.0248 0.0248		
Alloyed heat-treatable steels	≤ 32 ≤ 43	≤ 301 ≤ 402	395 345	0.0028 0.0028	0.0049 0.0049	0.0079 0.0079	0.0124 0.0124	0.0124 0.0124	0.0157 0.0157	0.0197 0.0197	0.0248 0.0248		
Unalloyed case hardened steels	≤ 25	≤ 255	475	0.0011	0.0063	0.0098	0.0150	0.0157	0.0197	0.0248	0.0315		
Alloyed case hardened steels	≤ 32 ≤ 43	≤ 301 ≤ 402	395 280	0.0028 0.0007	0.0049 0.0031	0.0079 0.0049	0.0124 0.0075	0.0124 0.0079	0.0157 0.0098	0.0197 0.0124	0.0248 0.0157		
Nitriding steels	≤ 32 ≤ 43	≤ 301 ≤ 402	360 345	0.0028 0.0007	0.0049 0.0031	0.0079 0.0049	0.0124 0.0075	0.0124 0.0079	0.0157 0.0098	0.0197 0.0124	0.0248 0.0157		
Tool steels	≤ 25 ≤ 43	≤ 255 ≤ 402	260 215	0.0016 0.0007	0.0039 0.0031	0.0063 0.0049	0.0098 0.0075	0.0098 0.0079	0.0124 0.0098	0.0157 0.0124	0.0197 0.0157		
High speed steels	≤ 43	≤ 402	195	0.0007	0.0025	0.0039	0.0059	0.0063	0.0079	0.0098	0.0124		
Spring steels	≤ 38	≤ 354	195	0.0008	0.0020	0.0031	0.0049	0.0049	0.0063	0.0079	0.0098		
Hardened steels	≤ 48 ≤ 66	≤ 460 -	180 115	0.0008 0.0004	0.0020 0.0016	0.0031 0.0025	0.0049 0.0039		0.0063 0.0049	0.0079 0.0063	0.0098 0.0079		
Stainless steels, sulphured austenitic martensitic	≤ 28 ≤ 36 ≤ 46	≤ 273 ≤ 337 ≤ 435											
Cast iron	≤ 23 ≤ 38	≤ 242 ≤ 354											
Spheroidal graphite iron and malleable cast iron	≤ 23 ≤ 38	≤ 242 ≤ 354											
Chilled cast iron	≤ 38	≤ 354											
New cast materials GGV	≤ 20 ≤ 32	≤ 220 ≤ 301											
New cast materials ADI	≤ 32 ≤ 43	≤ 301 ≤ 402											
Special alloys	≤ 54	≤ 549	115	0.0007	0.0025	0.0039	0.0059		0.0079	0.0098	0.0124		
Ti and Ti-alloys	≤ 25 ≤ 43	≤ 255 ≤ 402	150 130	0.0007 0.0008	0.0025 0.0020	0.0039 0.0031	0.0059 0.0049		0.0049 0.0063	0.0098 0.0079	0.0124 0.0098		
Aluminium and Al-alloys	-	≤ 120											
Al wrought alloys	-	≤ 200											
Al cast alloys ≤ 10 % Si ≤ 24 % Si	- -	≤ 180 ≤ 180											
Magnesium alloys	-	≤ 120											
Copper, low-alloyed	-	≤ 150											
Brass, short-chipping long-chipping	- -	≤ 180 ≤ 180											
Bronze, short-chipping	- ≤ 25	≤ 180 ≤ 255											
Bronze, long-chipping	≤ 25 ≤ 32	≤ 255 ≤ 301											
Duroplastics Thermoplastics Reinforced plastics - Kevlar Reinforced plastics - GFK / CFK													

Series # 8522

Material group	Hardness HRC	Hardness BHN	SFM	Feed Rate - IPR 1/16 in. 1.590 mm	1/8 in. 3.170 mm	1/4 in. 6.350 mm	3/8 in. 9.520 mm	1/2 in. 12.700 mm	5/8 in. 15.870 mm	3/4 in. 19.050 mm	1 in. 25.400 mm	1 1/4 in. 31.750 mm	1 1/2 in. 38.100 mm
Common structural steels	- ≤ 32	≤ 150 ≤ 301	475 395	0.0160 0.0007	0.0040 0.0031	0.0060 0.0049	0.0100 0.0075	0.0100 0.0079	0.0120 0.0098	0.0160 0.0124	0.0200 0.0157		
Free-cutting steels	≤ 25 ≤ 32	≤ 255 ≤ 301	560 475	0.0028 0.0028	0.0049 0.0049	0.0079 0.0079	0.0124 0.0124	0.0124 0.0124	0.0157 0.0157	0.0197 0.0197	0.0248 0.0248		
Unalloyed heat-treatable steels	≤ 20 ≤ 25 ≤ 32	≤ 220 ≤ 255 ≤ 301	425 410 395	0.0028 0.0016 0.0016	0.0049 0.0039 0.0039	0.0079 0.0063 0.0063	0.0124 0.0098 0.0098	0.0124 0.0098 0.0098	0.0157 0.0124 0.0124	0.0197 0.0157 0.0157	0.0248 0.0197 0.0197		
Alloyed heat-treatable steels	≤ 32 ≤ 43	≤ 301 ≤ 402	395 345	0.0016 0.0016	0.0039 0.0039	0.0063 0.0063	0.0098 0.0098	0.0098 0.0098	0.0124 0.0124	0.0157 0.0157	0.0197 0.0197		
Unalloyed case hardened steels	≤ 25	≤ 255	475	0.0028	0.0049	0.0079	0.0124	0.0124	0.0157	0.0197	0.0248		
Alloyed case hardened steels	≤ 32 ≤ 43	≤ 301 ≤ 402	395 280	0.0016 0.0007	0.0039 0.0025	0.0063 0.0039	0.0098 0.0059	0.0098 0.0063	0.0124 0.0079	0.0157 0.0098	0.0197 0.0124		
Nitriding steels	≤ 32 ≤ 43	≤ 301 ≤ 402	360 345	0.0016 0.0007	0.0039 0.0025	0.0063 0.0039	0.0098 0.0059	0.0098 0.0063	0.0124 0.0079	0.0157 0.0098	0.0197 0.0124		
Tool steels	≤ 25 ≤ 43	≤ 255 ≤ 402	260 215	0.0007 0.0007	0.0031 0.0025	0.0049 0.0039	0.0075 0.0059	0.0079 0.0063	0.0098 0.0079	0.0124 0.0098	0.0157 0.0124		
High speed steels	≤ 43	≤ 402	195	0.0008	0.0020	0.0031	0.0049	0.0049	0.0063	0.0079	0.0098		
Spring steels	≤ 38	≤ 354	195	0.0004	0.0016	0.0025	0.0039	0.0039	0.0049	0.0063	0.0079		
Hardened steels	≤ 48 ≤ 66	≤ 460 -	180 115	0.0004 0.0007	0.0016 0.0013	0.0025 0.0020	0.0039 0.0031	0.0039 0.0031	0.0049 0.0039	0.0063 0.0049	0.0079 0.0063		
Stainless steels, sulphured austenitic martensitic	≤ 28 ≤ 36 ≤ 46	≤ 273 ≤ 337 ≤ 435											
Cast iron	≤ 23 ≤ 38	≤ 242 ≤ 354											
Spheroidal graphite iron and malleable cast iron	≤ 23 ≤ 38	≤ 242 ≤ 354											
Chilled cast iron	≤ 38	≤ 354											
New cast materials GGV	≤ 20 ≤ 32	≤ 220 ≤ 301											
New cast materials ADI	≤ 32 ≤ 43	≤ 301 ≤ 402											
Special alloys	≤ 54	≤ 549	115	0.0008	0.0020	0.0031	0.0049	0.0049	0.0063	0.0079	0.0098		
Ti and Ti-alloys	≤ 25 ≤ 43	≤ 255 ≤ 402	150 130	0.0008 0.0008	0.0020 0.0020	0.0031 0.0031	0.0049 0.0049	0.0049 0.0049	0.0063 0.0063	0.0079 0.0079	0.0098 0.0098		
Aluminium and Al-alloys	-	≤ 120											
Al wrought alloys	-	≤ 200											
Al cast alloys ≤ 10 % Si ≤ 24 % Si	- -	≤ 180 ≤ 180											
Magnesium alloys	-	≤ 120											
Copper, low-alloyed	-	≤ 150											
Brass, short-chipping long-chipping	- -	≤ 180 ≤ 180											
Bronze, short-chipping	- ≤ 25	≤ 180 ≤ 255											
Bronze, long-chipping	≤ 25 ≤ 32	≤ 255 ≤ 301											
Duroplastics Thermoplastics Reinforced plastics - Kevlar Reinforced plastics - GFK / CFK													

Series # 8524

Material group	Hardness HRC	Hardness BHN	SFM	Feed Rate - IPR 1/16 in. 1.590 mm	1/8 in. 3.170 mm	1/4 in. 6.350 mm	3/8 in. 9.520 mm	1/2 in. 12.700 mm	5/8 in. 15.870 mm	3/4 in. 19.050 mm	1 in. 25.400 mm	1 1/4 in. 31.750 mm	1 1/2 in. 38.100 mm
Common structural steels	- ≤ 32	≤ 150 ≤ 301	425 360	0.0028 0.0016	0.0050 0.0039	0.0080 0.0063	0.0120 0.0098	0.0120 0.0098	0.0160 0.0124	0.0200 0.0157	0.0250 0.0197		
Free-cutting steels	≤ 25 ≤ 32	≤ 255 ≤ 301	475 360	0.0011 0.0031	0.0063 0.0049	0.0098 0.0079	0.0150 0.0124	0.0157 0.0124	0.0197 0.0157	0.0248 0.0197	0.0315 0.0248		
Unalloyed heat-treatable steels	≤ 20 ≤ 25 ≤ 32	≤ 220 ≤ 255 ≤ 301	395 360 345	0.0031 0.0028 0.0028	0.0049 0.0049 0.0049	0.0079 0.0079 0.0079	0.0124 0.0124 0.0124	0.0124 0.0214 0.0214	0.0157 0.0157 0.0157	0.0197 0.0197 0.0197	0.0248 0.0248 0.0248		
Alloyed heat-treatable steels	≤ 32 ≤ 43	≤ 301 ≤ 402	345 330	0.0028 0.0025	0.0049 0.0039	0.0079 0.0063	0.0124 0.0098	0.0124 0.0098	0.0157 0.0124	0.0197 0.0157	0.0248 0.0197		
Unalloyed case hardened steels	≤ 25	≤ 255	425	0.0011	0.0063	0.0098	0.0150	0.0157	0.0124	0.0248	0.0315		
Alloyed case hardened steels	≤ 32 ≤ 43	≤ 301 ≤ 402	395 280	0.0028 0.0007	0.0049 0.0031	0.0079 0.0049	0.0124 0.0075	0.0124 0.0079	0.0157 0.0098	0.0197 0.0124	0.0248 0.0157		
Nitriding steels	≤ 32 ≤ 43	≤ 301 ≤ 402	330 295	0.0025 0.0007	0.0039 0.0031	0.0063 0.0049	0.0098 0.0075	0.0098 0.0079	0.0124 0.0098	0.0157 0.0124	0.0197 0.0157		
Tool steels	≤ 25 ≤ 43	≤ 255 ≤ 402	215 180	0.0016 0.0007	0.0039 0.0031	0.0063 0.0049	0.0098 0.0750	0.0098 0.0079	0.0124 0.0098	0.0157 0.0124	0.0197 0.0157		
High speed steels	≤ 43	≤ 402	180	0.0007	0.0025	0.0039	0.0059	0.0063	0.0079	0.0098	0.0124		
Spring steels	≤ 38	≤ 354	150	0.0008	0.0020	0.0031	0.0049	0.0049	0.0063	0.0079	0.0098		
Hardened steels	≤ 48 ≤ 66	≤ 460 -	150 80	0.0008 0.0004	0.0020 0.0016	0.0031 0.0025	0.0049 0.0039	0.0049 0.0039	0.0063 0.0049	0.0079 0.0063	0.0098 0.0079		
Stainless steels, sulphured austenitic martensitic	≤ 28 ≤ 36 ≤ 46	≤ 273 ≤ 337 ≤ 435											
Cast iron	≤ 23 ≤ 38	≤ 242 ≤ 354											
Spheroidal graphite iron and malleable cast iron	≤ 23 ≤ 38	≤ 242 ≤ 354											
Chilled cast iron	≤ 38	≤ 354											
New cast materials GGV	≤ 20 ≤ 32	≤ 220 ≤ 301											
New cast materials ADI	≤ 32 ≤ 43	≤ 301 ≤ 402											
Special alloys	≤ 54	≤ 549	80	0.0007	0.0025	0.0039	0.0059	0.0063	0.0079	0.0098	0.0124		
Ti and Ti-alloys	≤ 25 ≤ 43	≤ 255 ≤ 402	130 115	0.0013 0.0008	0.0020 0.0020	0.0031 0.0031	0.0049 0.0049	0.0049 0.0049	0.0063 0.0063	0.0079 0.0079	0.0098 0.0098		
Aluminium and Al-alloys	-	≤ 120											
Al wrought alloys	-	≤ 200											
Al cast alloys ≤ 10 % Si ≤ 24 % Si	- -	≤ 180 ≤ 180											
Magnesium alloys	-	≤ 120											
Copper, low-alloyed	-	≤ 150											
Brass, short-chipping long-chipping	- -	≤ 180 ≤ 180											
Bronze, short-chipping	- ≤ 25	≤ 180 ≤ 255											
Bronze, long-chipping	≤ 25 ≤ 32	≤ 255 ≤ 301											
Duroplastics Thermoplastics Reinforced plastics - Kevlar Reinforced plastics - GFK / CFK													

SERIES NO. INDEX

GUHRING Series No. Index

Series no.	Page	Feeds & Speeds	Description	Tool Material	Finish
205	128	496	General purpose (Type N), jobber length, 118° point, standard straight shank	HSS	bright/steam oxide
206	143	496	Low Helix (Type H), jobber length, 118° point, standard straight shank	HSS	bright finish
207	146	497	High Helix (Type W), jobber length, 130° point, standard straight shank	HSS	bright finish
208	134	497	General purpose (Type N), jobber length, 118° point, standard straight shank	HSS	bright/steam oxide
217	193	498	General purpose (Type N), taper length, 118° point, standard straight shank	HSS	bright/steam oxide
219	198	498	High Helix (Type W), taper length, 130° point, standard straight shank	HSS	bright finish
223	94	499	General purpose (Type N), stub length, 118° point, standard straight shank	HSS	bright/steam oxide
224	104	499	Low Helix (Type H), stub length, 118° point, standard straight shank	HSS	bright finish
225	106	500	High Helix (Type W), stub length, 130° point, standard straight shank	HSS	bright finish
226	98	500	General purpose (Type N), stub length, 118° point, standard straight shank, LH	HSS	bright/steam oxide
235	222	501	General purpose (Type N), extra length #1, 118° point, standard straight shank	HSS	bright/steam oxide
245	236	501	General purpose (Type N), Standard (MTS), 118° point, Morse Taper shank	HSS	bright/steam oxide
257	243	502	General purpose (Type N), Bushing (MTS), 118° point, Morse Taper shank	HSS	surface treated
266	246	502	General purpose (Type N), extra length #1, 118° point, Morse Taper shank	HSS	surface treated
280	47	503	Form A center drill, Extra long, 60°, non-flatted body, bright finish	HSS	bright finish
281	44	503	Form A center drill, 60°, non-flatted body, bright finish	HSS	bright finish
282	45	504	Form A center drill, 60°, non-flatted body, bright finish, LH	HSS	bright finish
283	51	504	Form R center drill, Radiused. 60°, non-flatted body, bright finish	HSS	bright finish
284	52	505	Form R center drill, Radiused, 60°, non-flatted body, bright finish, LH	HSS	bright finish
285	60	505	Form B center drill, 60°/120° double angle, non-flatted body, bright finish	HSS	bright finish
287	54	506	Form A center drill, 60°, Flatted body, bright finish	HSS	bright finish
288	56	506	Form R center drill, Radiused, 60°, Flatted body, bright finish	HSS	bright finish
289	63	507	Form B center drill, 60°/120° double angle, Flatted body, bright finish	HSS	bright finish
292	42	507	Form A center drill, 60°, non-flatted body, bright finish	HSS	bright finish
294	43	508	Form A center drill, 60°, non-flatted body, bright finish, LH	HSS	bright finish
301	86	508	Micro-Precision (Type N), 118° point, reinforced straight shank	HSS-E-PM	bright finish
303	88	509	Micro-Precision (Type N), 118° point, reinforced straight shank, LH	HSS-E-PM	bright finish
305	157	509	General purpose (Type N), jobber length, 118° point, standard straight shank	Cobalt	bright/steam oxide
308	161	510	General purpose (Type N), jobber length, 118° point, straight shank, LH	Cobalt	bright/steam oxide
317	209	510	General purpose (Type N), taper length, 118° point, standard straight shank	HSCO	bright/steam oxide
329	113	511	Heavy Duty (Type GV120), stub length, 130° point, standard straight shank	HSCO	bright/steam oxide
336	214	511	GT 100 deep hole, taper length, 130° point, standard straight shank	HSCO	bright/nitrided lands
345	241	512	General purpose (Type N), Standard (MTS), 118° point, Morse Taper shank	HSCO	surface treated
381	40	512	Form A center drill, 60°, non-flatted body, bright finish	HSCO	bright finish
390	208	513	GT 100 IC deep hole, taper length, 130° point, standard straight shank	HSS	bright finish
501	200	513	GT 50 deep hole, taper length, 130° point, standard straight shank	HSS	bright finish

Series no.	Page	Feeds & Speeds	Description	Tool Material	Finish
502	225	514	General purpose (Type N), extra length #1, 130° point, standard straight shank	HSS	bright/nitrided lands
503	229	514	GT 100 deep hole, extra length #2, 130° point, standard straight shank	HSS	bright/nitrided lands
504	232	515	GT 100 deep hole, extra length #3, 130° point, standard straight shank	HSS	nitrided lands
515	124	515	GT 500 DZ high performance, stub length, 130° cone-relief point	HSS-E-PM	FIREX®
524	224	516	GT 50 deep hole, extra length #1, 130° point, standard straight shank	HSS	bright finish
526	247	516	GT 100 deep hole, extra length #1, 118° point, Morse Taper shank	HSS	nitrided lands/steam oxide
527	248	517	GT 100 deep hole, extra length #2, 130° point, Morse Taper shank	HSS	nitrided lands/steam oxide
530	188	517	GT 500 DZ high performance, jobber length, 130° cone relief point	HSS-E-PM	FIREX®
535	203	518	GT 100 deep hole, taper length, 130° point, standard straight shank	HSS	bright/nitrided lands
546	75	518	NC Spot • Short, NC Spot, 142° point, standard straight shank	Carbide	bright finish
549	149	519	GT 100 deep hole, jobber length, 130° point, standard straight shank	HSS	bright/nitrided lands
550	152	519	GT 100 deep hole, jobber length, 130° point, standard straight shank, LH	HSS	bright/nitrided lands
551	245	520	GT 100 deep hole, Bushing (MTS), 130° point, Morse Taper shank	HSS	nitrided lands/steam oxide
552	108	520	GT 80 deep hole, stub length, 130° point, standard straight shank	HSS	bright/nitrided lands/steam
553	111	521	GT 80 deep hole, stub length, 130° point, standard straight shank, LH	HSS	bright/nitrided lands/steam
556	70	521	NC Spot • Short, NC Spot, 120° point, standard straight shank	HSS	bright finish
557	64	522	NC Spot • Short, NC Spot, 90° point, standard straight shank	HSS	bright finish
559	66	522	NC Spot • Long, NC Spot, 90° point, standard straight shank	HSS	bright finish
567	71	523	NC Spot • Short, NC Spot, 120° point, standard straight shank	HSS	TiN
568	65	523	NC Spot • Short, NC Spot, 90° point, standard straight shank	HSS	TiN
581	36	524	Form A center drill, 60°, non-flatted body, bright finish	HSS	bright finish
582	38	524	Form A center drill, 60°, non-flatted body, bright finish, LH	HSS	bright finish
583	48	525	Form R center drill, Radiused, 60°, non-flatted body, bright finish	HSS	bright finish
584	50	525	Form R center drill, Radiused, 60°, non-flatted body, bright finish, LH	HSS	bright finish
585	57	526	Form B center drill, 60°/120° double angle, non-flatted body, bright finish	HSS	bright finish
586	58	526	Form B center drill, 60°, non-flatted body, bright finish, LH	HSS	bright finish
587	53	527	Form A center drill, 60°, Flatted body, bright finish	HSS	bright finish
588	55	527	Form R center drill, Radiused, 60°, Flatted body, bright finish	HSS	bright finish
589	62	528	Form B center drill, 60°/120° double angle, Flatted body, bright finish,	HSS	bright finish
590	39	528	Form A center drill, Reinforced neck, 60°, non-flatted body, bright finish,	HSS	bright finish
591	59	529	Form B center drill, Reinforced neck, 60°/120° double angle, non-flatted body, bright finish,	HSS	bright finish
594	41	529	Form A center drill, 60°, non-flatted body, bright finish,	HSS	bright finish
595	61	530	Form B center drill, 60°/120° double angle, non-flatted body, bright finish,	HSS	bright finish
605	163	530	Heavy Duty Split Point (Type Ti), jobber length, self-centering 130° split point, standard str shank	Cobalt	bright finish
609	326	531	GS 200 U three-flute high precision, 5xD, self-centering 150° point, standard straight shank	Carbide	TiN
613	37	531	Form A center drill, 60°, non-flatted body, TiN coated,	HSS	TiN

GUHRING Series No. Index

Series no.	Page	Feeds & Speeds	Description	Tool Material	Finish
614	49	532	Form R center drill, 60°, non-flatted body, TiN coated,	HSS	TiN
617	211	532	Heavy Duty Split Point (Type Ti), taper length, self-centering 130° split point, standard str shank	HSCO	bright finish
618	228	533	GT 100 deep hole, extra length #1, 130° point, standard straight shank	HSCO	nitrided lands
619	231	533	GT 100 deep hole, extra length #2, 130° point, standard straight shank	HSCO	nitrided lands
622	172	534	GT 100 deep hole, jobber length, 130° point, standard straight shank	HSCO	bright/nitrided lands
651	137	534	General purpose (Type N), jobber length, 118° point, standard straight shank	HSS	TiN
652	154	535	GT 100 deep hole, jobber length, 130° point, standard straight shank	HSS	TiN
653	101	535	General purpose (Type N), stub length, 118° point, standard straight shank	HSS	TiN
654	239	536	General purpose (Type N), Standard (MTS), 118° point, Morse Taper shank	HSS	TIN
657	166	536	Heavy Duty Split Point (Type Ti), jobber length, self-centering 130° split point, standard str shank	Cobalt	TiN
658	175	537	GT 100 deep hole, jobber length, 130° point, standard straight shank	Cobalt	TiN
659	116	537	Heavy Duty (Type GV120), stub length, 130° point, standard straight shank	HSCO	TiN
660	90	538	Micro-Precision (Type N), micro-precision, 118° point, reinforced straight shank	HSS-E-PM	TiN
664	141	538	General purpose (Type N), jobber length, 118° point, standard straight shank, LH	HSS	TiN
666	192	539	General purpose (Type N), Bushing length, 118° point, standard straight (tang >3mm) shank	HSS	TiN
667	196	539	General purpose (Type N), taper length, 118° point, standard straight shank	HSS	TiN
668	206	540	GT 100 deep hole, taper length, 130° point, standard straight shank	HSS	TiN
669	213	540	Heavy Duty Split Point (Type Ti), taper length, self-centering 130° split point, standard str shank	HSCO	TiN
670	227	541	GT 100 deep hole, extra length #1, 130° point, standard straight shank	HSS	TiN
671	230	541	GT 100 deep hole, extra length #2, 130° point, standard straight shank	HSS	TiN
723	69	542	NC Spot • Short, NC Spot, 90° point, standard straight shank	Carbide	bright finish
724	74	542	NC Spot • Short, NC Spot, 120° point, standard straight shank	Carbide	bright finish
730	262	543	General purpose (Type N), stub length, 118° point, standard straight shank	Carbide	bright finish
732	268	543	General purpose (Type N), jobber length, 118° point, standard straight shank	Carbide	bright finish
736	46	544	Form A center drill, 60°, non-flatted body, bright finish,	Carbide	bright finish
768	348	544	RT 150 GG straight flute high penetration, 4xD, 120° point, reinforced straight shank	Carbide	bright finish
769	352	545	RT 150 GG straight flute high penetration, 7xD, 120° point, reinforced straight shank	Carbide	bright finish
773	356	545	RT 150 GG straight flute high penetration, 15xD, 120° point, reinforced straight shank	Carbide	bright finish
1018	184	546	AeroX, jobber length, 135° NAS 907 split point, standard straight shank	M42 Cobalt	bronze oxide
1047	417	546	RT 800 WP Indexable insert, self-centering 140° SF point,	Carbide	TiN
1131	170	548	GT 80 IC deep hole, jobber length, 130° point, reinforced straight shank	HSCO	bright finish
1132	171	548	GT 80 IC deep hole, jobber length, 130° point, reinforced straight shank	HSCO	bright finish
1133	68	549	NC Spot Drill - 90° point angle	HSCO	nano-FIREX®
1134	72	549	NC Spot Drill - 120° point angle	HSCO	bright finish
1135	73	550	NC Spot Drill - 120° point angle	HSCO	nano-FIREX®
1136	67	550	NC Spot Drill - 90° point angle	HSCO	bright finish

Series no.	Page	Feeds & Speeds	Description	Tool Material	Finish
1183	306	551	RT 100 U high penetration, 5xD, self-centering 140° SU point, reinforced str shank w/whistle notch	Carbide	TiN
1184	282	551	RT 100 U high penetration, 3xD, self-centering 140° SU point, reinforced str shank w/whistle notch	Carbide	FIREX®
1221	177	552	GT 100 deep hole, jobber length, 130° point, standard straight shank	HSCO	TiCN
1223	178	552	GT 100 deep hole, jobber length, 130° point, standard straight shank	HSCO	TiAlN
1242	280	553	RT 100 U high penetration, 3xD, self-centering 140° SU point, standard straight shank	Carbide	TiN
1243	300	553	RT 100 U high penetration, 5xD, self-centering 140° SU point, standard straight shank	Carbide	TiN
1452	324	554	GS 200 U three-flute high precision, 5xD, self-centering 150° point, standard straight shank	Carbide	bright finish
1662	304	554	RT 100 F high penetration, 5xD, self-centering 140° SF point, reinforced straight shank	Carbide	TiN
1702	278	555	RT 100 U high penetration, 3xD, self-centering 140° SU point, standard straight shank	Carbide	TiN
2458	168	555	Heavy Duty Split Point (Type Ti), jobber length, self-centering 130° split point, standard str shank	HSCO	FIREX®
2463	264	556	General purpose (Type N), stub length, 118° point, standard straight shank	Carbide	FIREX®
2464	270	556	General purpose (Type N), jobber length, 118° point, standard straight shank	Carbide	FIREX®
2485	419	557	RT 800 WP Indexable insert, self-centering 140° SF point,	Carbide	FIREX®
2601	272	558	GT 100 deep hole, jobber length, 130° point, standard straight shank	Carbide	bright finish
2602	274	559	GT 100 deep hole, jobber length, 130° point, standard straight shank	Carbide	TiN
2747	421	559	RT 800 WP Indexable insert, self-centering 140° SF point,	Carbide	bright finish
3899	252	561	Carbide, Micro Drill, 135° 4-facet ground hone point (Type N), reinforced straight shank	Carbide	TiAiN
4105	382	--	HT 800 WP body, coolant through, 1xD w/countersink, straight shank w/whistle notch	HSS	Nickel
4106	383	--	HT 800 WP body, coolant through, 1.5xD full-helical flute, straight shank w/whistle notch	HSS	Nickel
4107	385	--	HT 800 WP body, coolant through, 3xD full-helical flute, straight shank w/whistle notch	HSS	Nickel
4108	387	--	HT 800 WP body, coolant through, 5xD full-helical flute, straight shank w/whistle notch	HSS	Nickel
4109	389	--	HT 800 WP body, coolant through, 7xD full-helical flute, straight shank w/whistle notch	HSS	Nickel
4110	391	--	HT 800 WP body, coolant through, 10xD full-helical flute, straight shank w/whistle notch	HSS	Nickel
4111	393	561	HT 800 WP indexable insert, self-centering 145° SF point,	Carbide	nano-A®
4112	402	562	HT 800 WP indexable insert, self-centering 140° SF point	Carbide	nano-FIREX®
4113	396	563	HT 800 WP indexable insert, self-centering 140° SF point	Carbide	FIREX®
4114	399	564	HT 800 WP indexable insert, self-centering 140° SF point	Carbide	bright finish
4115	405	565	HT 800 WP indexable insert, self-centering 140° SF point	Carbide	nano-A®
4229	408	566	HT 800 WP indexable insert, self-centering 140° SF point	Carbide	FIREX®
5020	372	567	EB 100 straight-flute gun drills, 80mm flute length, type G point, reinforced straight shank	Carbide	bright finish
5021	374	567	EB 100 straight-flute gun drills, 160mm flute length, type G point, reinforced straight shank	Carbide	bright finish
5024	371	567	EB 100 straight-flute gun drills, 45mm flute length, type G point, reinforced straight shank	Carbide	bright finish
5026	373	567	EB 100 straight-flute gun drills, 120mm flute length, type G point, reinforced straight shank	Carbide	bright finish
5242	414	--	RT 800 WP body, coolant through, 3xD full-helical flute, straight shank w/whistle notch	HSS	Nickel
5243	415	--	RT 800 WP body, coolant through, 5xD full-helical flute, straight shank w/whistle notch	HSS	Nickel
5248	416	--	RT 800 WP body, coolant through, 7xD full-helical flute, straight shank w/whistle notch	HSS	Nickel

GUHRING Series No. Index

Series no.	Page	Feeds & Speeds	Description	Tool Material	Finish
5498	312	568	RT 100 XF carbide drill, 5xD, 140 degree point, coolant fed, FIREX coating	Carbide	FIREX®
5499	341	568	RT 100 XF carbide drill, 7xD, 140 degree point, coolant fed, FIREX coating	Carbide	FIREX®
5500	76	569	90° Countersinks, SpyroTec	HSCO	TiAlN
5501	77	569	90° Countersinks, SpyroTec	HSCO	TiAlN
5503	78	569	90° Countersinks, SpyroTec	HSCO	TiAlN
5510	290	570	RT 100 U high penetration, 3xD, self-centering140° SU point, reinforced straight shank	Carbide	FIREX®
5511	308	570	RT 100 U high penetration, 5xD, self-centering140° SU point, reinforced straight shank	Carbide	FIREX®
5512	332	571	RT 100 U high penetration, 7xD, self-centering140° SU point, reinforced straight shank	Carbide	FIREX®
5513	354	571	RT 150 GG straight flute high penetration, 10xD, 120° point, reinforced straight shank	Carbide	bright finish
5514	284	572	RT 100 U high penetration, 3xD, self-centering 140° SU point, reinforced straight shank	Carbide	FIREX®
5515	302	572	RT 100 U high penetration, 5xD, self-centering140° SU point, reinforced straight shank	Carbide	FIREX®
5518	328	573	GS 200 G three-flute high precision, 5xD, self-centering130° point, reinforced straight shank	Carbide	bright finish
5519	182	573	GU 500 DZ universal, jobber length, 118° 4-facet split point, standard straight shank	HSCO	TiN
5520	120	574	GU 500 DZ universal, stub length, 118° 4-facet split point, standard straight shank	HSCO	TiN
5521	122	574	GT 500 DZ high performance, stub length, 130° cone-relief point, standard straight shank	HSS-E-PM	TiN
5522	186	575	GT 500 DZ high performance, jobber length, 130° cone relief point, standard straight shank	PM-Cobalt	TiN
5523	180	575	GU 500 DZ universal, jobber length, 118° 4-facet split point, standard straight shank	HSCO	bright finish
5524	118	576	GU 500 DZ universal, stub length, 118° 4-facet split point, standard straight shank	HSCO	bright finish
5525	343	576	RT 100 C high penetration, 12xD, self-centering 135°, double margins point, reinforced str shank	Carbide	FIREX®
5536	216	577	GU 500 DZ universal, 10xD, 118° 4-facet split point, standard straight shank	HSCO	bright finish
5537	218	577	GU 500 DZ universal, 10xD, 118° 4-facet split point, standard straight shank	HSCO	TiN
5538	79	--	90° Countersink sets (Series 5500), SpyroTec	HSCO	TiAlN
5539	80	--	90° Countersink sets (Series 5501), SpyroTec	HSCO	TiAlN
5610	292	569	RT 100 U high penetration, 3xD, self-centering 140° SU point, reinforced shank w/whistle notch	Carbide	FIREX®
5611	310	569	RT 100 U high penetration, 5xD, self-centering 140° SU point, reinforced shank w/whistle notch	Carbide	FIREX®
5612	334	579	RT 100 U high penetration, 7xD, self-centering 140° SU point, reinforced shank w/whistle notch	Carbide	FIREX®
5641	375	579	EB 80, Single flute gun drill, 40xD, type G point, standard driver, reinforced straight shank	Carbide	TiCN
5642	376	580	EB 80, Single flute gun drill, 80xD, type G point, standard driver, reinforced straight shank	Carbide	TiCN
5646	368	567	EB 100, Single flute gun drill, 25xD, type G point, standard driver, reinforced straight shank	Carbide	nano-A™
5647	369	567	EB 100, Single flute gun drill, 50xD, type G point, standard driver, reinforced straight shank	Carbide	nano-A™
5648	370	567	EB 100, Single flute gun drill, 75xD, type G point, standard driver, reinforced straight shank	Carbide	nano-A™
5670	81	580	SpyroTec 60 degree countersink, cyl. shank	HSS	TiAlN
5671	82	580	SpyroTec 60 degree countersink, tri-flat shank	HSS	TiAlN
5741	286	581	RT 100 US high penetration, 3xD, self-centering 140° SU point, reinforced straight shank	Carbide	nano-A™
5744	316	582	RT 100 US high penetration, 5xD, self-centering 140° SU point, reinforced straight shank	Carbide	nano-A™
5746	336	582	RT 100 US high penetration, 7xD, self-centering 140° SU point, reinforced straight shank	Carbide	nano-A™

Series no.	Page	Feeds & Speeds	Description	Tool Material	Finish
5768	314	583	RT 100 Al coolant fed drill for aluminum, 5xD, 140° point with facet point grind	Carbide	bright finish
6068	350	583	RT 150 GG straight flute high penetration, 4xD, 130° point, reinforced straight shank	Carbide	bright finish
6069	353	584	RT 150 GG straight flute high penetration, 7xD, 130° point, reinforced straight shank	Carbide	bright finish
6070	355	584	RT 150 GG straight flute high penetration, 10xD, 130° point, reinforced straight shank	Carbide	bright finish
6400	254	585	Exclusive Line Micro Drills, 4xD, 140° 4-facet ground hone point, reinforced straight shank	Carbide	Super-ATM
6401	256	585	Exclusive Line Micro Drills, 7xD, 140° 4-facet ground hone point, reinforced straight shank	Carbide	Super-ATM
6405	255	586	Exclusive Line Micro Drills, 5xD, 135° 4-facet ground hone point, reinforced straight shank	Carbide	TiAlN
6408	257	586	Exclusive Line Micro Drills, 8xD, 135° 4-facet ground hone point, reinforced straight shank	Carbide	TiAlN
6412	258	587	Exclusive Line Micro Drills, 15xD, 135° 4-facet ground hone point, reinforced straight shank	Carbide	TiAlN
6501	322	587	RT 100 R high penetration, 5xD, radius point, reinforced straight shank	Carbide	FIREX®
6502	339	588	RT 100 R high penetration, 7xD, radius point, reinforced straight shank	Carbide	FIREX®
6509	360	588	RT 100 T high penetration, extra length, 135° point, standard straight shank	Carbide	TiAlN tipped
6511	361	589	RT 100 T high penetration, 20xD, 135° point, standard straight shank	Carbide	TiAlN tipped
6512	362	589	RT 100 T high penetration, 25xD, 135° point, standard straight shank	Carbide	TiAlN tipped
6513	363	590	RT 100 T high penetration, 30xD, 135° point, standard straight shank	Carbide	TiAlN tipped
6514	364	590	RT 100 T high penetration, 40xD, 135° point, standard straight shank	Carbide	TiAlN tipped
7632	411	--	Countersinking insert HT 800	Carbide	TiAlN
7635	409	--	Countersinking insert HT 800	Carbide	bright finish
7645	410	--	Countersinking insert HT 800	Carbide	TiN
8510	294	591	RT 100 VA high penetration, 3xD, self-centering 140° VA point, reinforced straight shank	Carbide	nano-ATM
8511	318	591	RT 100 VA high penetration, 5xD, self-centering 140° VA point, reinforced straight shank	Carbide	nano-ATM
8520	296	592	RT 100 HF high penetration, 3xD, self-centering 140° HF point, reinforced straight shank	Carbide	nano-Si™
8521	320	592	RT 100 HF high penetration, 5xD, self-centering 140° HF point, reinforced straight shank	Carbide	nano-Si™
8522	338	593	RT 100 HF high penetration, 7xD, self-centering 140° HF point, reinforced straight shank	Carbide	nano-Si™
8524	288	593	RT 100 HF high penetration, 3xD, self-centering 140° HF point, reinforced straight shank	Carbide	nano-Si™

GROOVING SYSTEMS

highest quality and flexibility thanks
to a vast product offering

GRINDING – INDEXABLE INSERTS AND CUTTING INSERTS

Production completed entirely on
Guhring-built grinding machines

COATING – INDEXABLE INSERTS AND CUTTING INSERTS

// In-house coating on
Guhring built coating systems
// Latest coating technology
and coating types

MILLING/TURNING – HOLDER PRODUCTION

GUHRING'S IN-HOUSE CARBIDE PRODUCTION

Blanks – Indexable inserts and cutting inserts
Guhring produced carbide grades

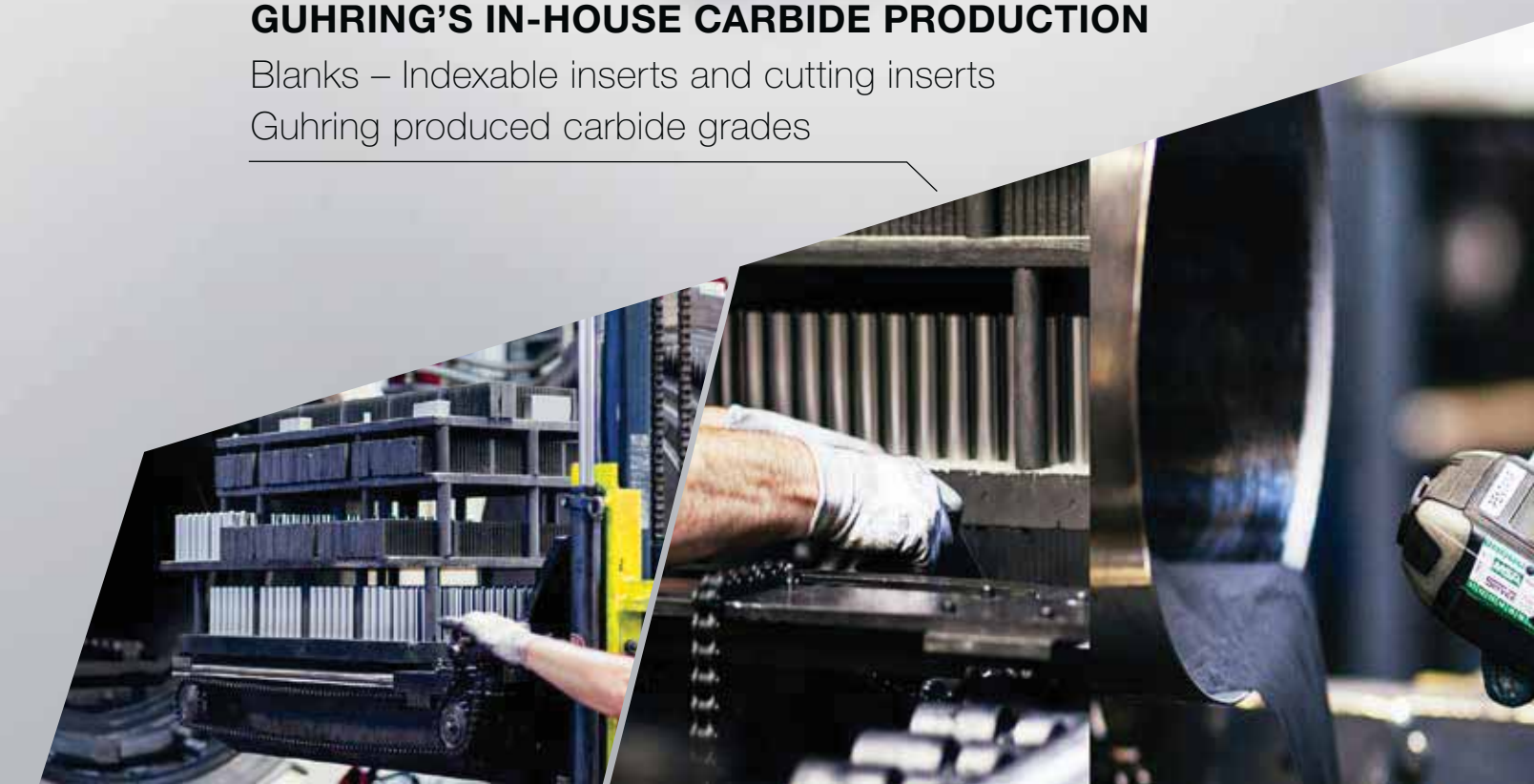

GUHRING

TOOL MANAGEMENT

FLEXIBLE
PROFESSIONAL
SUSTAINABLE

TM

Tool Management
Powered by
GUHRING

Guhring, Inc. Main Office
1445 Commerce Avenue
Brookfield, WI 53045
Tel (262) 784-6730 (800) 776-6170
Fax (262) 784-9096

West Coast Distribution Center and Reconditioning Facility
15581 Computer Ln
Huntington Beach, CA 92649

Michigan Manufacturing and Reconditioning Facility
24975 Trans-X Road
Novi, MI 48375

Guhring Corp. (Canada)
20 Steckle Place, Unit #14
Kitchener, ON N2E 2C3
Tel (519) 748-9664 (800) 463-5555
Fax (519) 748-2954

No liability can be accepted for printing errors or technical changes of any kind.
Our Conditions of Sale and Terms of Payment apply. Available on request.

Item No. 400001025